







Problematic Gaming in Malaysian University Students: Translation and Psychometric Evaluation of the Malay Language Versions of Gaming Disorder Test and Gaming Disorder Scale for Young Adults

Evaluation & the Health Professions
2023, Vol. 0(0) 1–12
© The Author(s) 2023
Article reuse guidelines:
sagepub.com/journals-permissions
DOI: 10.1177/01632787231185845
journals.sagepub.com/home/ehp


Farah Raihana Ghazi¹ , Wan Ying Gan¹ , Serene En Hui Tung², I-Hua Chen³,
Wai Chuen Poon⁴ , Yan-Li Siaw⁵, Kamolthip Ruckwongpatr⁶, Jung-Sheng Chen⁷,
Shih-Wei Huang^{8,9}, Mark D. Griffiths¹⁰ , and Chung-Ying Lin^{6,11,12,13} 

Abstract

As research on gaming disorder (GD) is growing globally, the need for a valid and reliable instrument to assess GD has become crucial. Therefore, the present cross-sectional study translated and evaluated the psychometric properties of Gaming Disorder Test (GDT) and Gaming Disorder Scale for Young Adults (GADIS-YA) into Malay language versions. The sample comprised 624 university students (females = 75.6%; mean age = 22.27 years) recruited via an online survey from May to August 2022, using a convenience sampling method. Participants completed both GDT and GADIS-YA scales and other relevant measures including Bergen Social Media Addiction Scale (BSMAS), Internet Gaming Disorder Scale-Short Form (IGDS9-SF), and time spent on social media and gaming. Results showed that both instruments reported satisfactory internal consistency, and confirmatory factor analysis supported the one-factor structure for GDT and two-factor structure for GADIS-YA. Both scales were strongly correlated with each other and with the IGDS9-SF, BSMAS, and time spent on social media and gaming, supporting concurrent validity. Measurement invariance of both scales was confirmed across gender and gaming time. These findings suggest that the Malay versions of GDT and GADIS-YA are reliable and valid measures of problematic gaming among Malaysian university students.

Keywords: Problematic gaming, gaming disorder, psychometrics, evaluation instrument, university students

Introduction

The rapid growth of the internet has resulted in it being an indispensable and inseparable component of individuals' daily lives. This has been aided by affordable data plans, fast connectivity, and stay at home orders imposed worldwide, which has resulted in an on-demand culture (Chen et al., 2022), especially in activities such as online gaming (Guo et al., 2022). It was reported that the gaming industry in Malaysia (where the present study was carried out) is projected to reach a value of 2.9 billion RM (~0.64 billion USD) by 2025, where the majority of gamers are aged between 18 to 35 years old (Business Wire, 2021).

Unfortunately, as communication and recreation activities evolved, psychological

pathologies have arisen among a minority of individuals due to the persistent evolution of technology leading to behaviors such as internet addiction and internet gaming disorder (IGD). Arguably the most concerning of problematic online behaviors concerns IGD which can be extremely absorbing and time-consuming, resulting in addictive behavior among vulnerable groups (Griffiths, 2020; Higuchi et al., 2017; Kuss & Griffiths, 2015; King et al., 2019). Based on a meta-analysis, it was estimated that Malaysians had a higher prevalence of internet addiction (19.2%) compared to the average prevalence estimate (17%) across Southeast Asia nations (Chia et al., 2020).

Problematic gaming appears to be a growing world health concern, in which gaming behavior is viewed as being on a continuum, ranging from non-problematic gaming to problematic gaming to addictive or pathological gaming (Griffiths & McLean, 2017). Recently, Kim et al. (2022) and Stevens et al. (2021) in their meta-analyses reported that the global prevalence of gaming disorder (GD) was 3.3% and 3.05%, respectively. Another recent meta-analysis by Gao et al. (2022) reported that the global prevalence of IGD among young adults was 10.4%, which was higher than the global prevalence among adolescents (8.8%). Therefore, one vulnerable group is university students, and GD may cause them various negative health outcomes, including poor academic performance, depression, anxiety (Darvesh et al., 2020; Gao et al., 2022), and poor sleep (Kristensen et al., 2021).

More recently, GD was formally included in the International Classification of Diseases (ICD-11) and classified as a mental health disorder by the World Health Organization (Pontes & Griffiths, 2020). The inclusion of GD in the ICD-11 and IGD in the *Diagnostic and Statistical Manual of Mental Disorders (DSM-5)* has brought to attention the need for researchers to develop problematic gaming instruments for assessment (King et al., 2020). However, methodological challenges, such as the heterogeneity of various screening tools, have posed difficulties in comparing and interpreting findings regarding GD (Pontes et al.,

2021).

The Gaming Disorder Test (GDT; Pontes et al., 2021) and Gaming Disorder Scale for Adolescents (GADIS-A; Paschke et al., 2020) are both recently developed self-report instruments used to assess GD based on the ICD-11 diagnostic criteria. Currently, the GDT has been validated in a number of languages with promising psychometric properties including Bengali (Islam et al., 2022), Italian (Chiorri et al., 2023), Turkish (Cakiroglu & Alnak, 2021), Polish (Cudo et al., 2022b), Spanish (Maldonado-Murciano et al., 2021), German (Montag et al., 2019), traditional Chinese in Hong Kong (Wang & Cheng, 2020), simplified Chinese in mainland China (Pontes et al., 2021), and English in the UK (Pontes et al., 2021). The GADIS-A has been validated in Russian (Nazari et al., 2022), German (Paschke et al., 2020), and Farsi (Mazaherizadeh et al., 2022) language versions with promising psychometric properties. However, the two GD instruments were majority tested and developed in Western countries. Therefore, it is unclear if their psychometric properties are replicable in an Eastern country, especially Southeast Asian countries (i.e., Malaysia in this case).

Moreover, given that GADIS-A was originally developed for use among adolescents, its utility could be expanded if its reliability and validity was satisfactory among emerging adults. This would allow researchers to carry out direct comparisons of GD across the lifespan from adolescents and emerging adults using the same psychometric instrument. In many cases in the GD field, instruments developed among emerging adults are used among adolescent samples without any adaptation or alteration by the research teams carrying out the research. For example, the use of the nine-item Internet Gaming Disorder Scale which was developed with young adults has been successfully used among adolescent populations (e.g., Pontes et al., 2016; Teng et al., 2020). The present study is among the first to use a GD instrument originally developed with adolescents among a group of emerging adults. Therefore, the GADIS-A was renamed as the Gaming Disorder Scale for Young Adults (GADIS-YA) to align with the target

population examined in the present study.

There is no translation and validation of the GDT and GADIS-A or any screening tools based on ICD-11 diagnostic criteria in the Malay language. Moreover, even though these instruments have been translated and evaluated across various countries, different language versions may have different psychometric properties, and it is uncertain whether the published psychometric findings for different languages are equivalent (Poon et al., 2021). Additionally, validation of these instruments would significantly facilitate the assessment of GD in cross-cultural studies.

In addition to the translations and validations of the GDT and GADIS-YA, measurement invariance across gender and time spent gaming is important when examining its psychometric properties. Measurement invariance is a crucial characteristic that determines whether the score variation of an instrument (e.g., the GDT and GADIS-YA in the present study) reflects actual differences between subgroups or whether the disparities arise from diverse interpretations of the instrument's item descriptions, using the confirmatory factor analysis (CFA) framework (Gregorich, 2006). Understanding the differences in GD between genders and time spent gaming are useful for healthcare professionals making clinical decisions.

To date, there is no instrument used to assess GD among Malaysian university students using the ICD-11 criteria. The psychometric properties of the GDT and GADIS-YA are yet to be tested among Southeast Asian young adult populations. Although the GADIS-A was developed for adolescents, emerging adulthood is the next human development milestone after adolescence and the 'adolescent brain' does not stop developing and maturing until around the age of 25 years (Arain et al., 2013). In developmental terms, there is arguably little difference between late adolescence and early adulthood. On a more pragmatic level, using the same instrument to assess the transition is important. For example, future longitudinal studies on gaming issues from adolescence to emerging adulthood (e.g., spanning from 18 to 25 years of

age) could be more accurately assessed with the use of the GADIS-YA validated across closely aligned human development stages. Therefore, having an instrument that can be consistently utilized without modifications becomes essential in this context. If the GADIS-YA is found to be valid for young adults, researchers could use the GADIS-A and GADIS-YA to assess individuals' GD across adolescence and young adulthood in future studies. Moreover, testing the psychometric properties of the two-factor structure of the GADIS-YA in early adulthood could further confirm the consistency of the scale's factor structure across life stages and assist healthcare professionals in the detection of related symptoms and consequences of GD.

Moreover, similar to parents in other Asian countries, Malaysian parents prioritize family values, which play a central role in childrearing due to the collectivistic nature of Malaysian society (Masiran, 2022). University students in Malaysia still heavily rely on support from their families such as financial assistance and are still influenced by parental control. Consequently, the items in the GADIS-A addressing parental aspects are entirely applicable to university students in Asian countries, including Malaysia. Therefore, a psychometric instrument that accurately and appropriately assesses GD is beneficial because it could assist healthcare professionals to better understand the significance and effect of GD as well as to enhance future research on GD in Malaysia.

The aim of the present study was to examine the psychometric properties of the Malay versions of the GDT and GADIS-YA among Malaysian university students. First, the validity and reliability of the GDT and GADIS-YA were examined using CFA. Second, the concurrent validity of the total scores of GDT and GADIS-YA with other measures, including Bergen Social Media Addiction Scale (BSMAS), IGDS9-SF, time spent on social media, and time spent on gaming were also investigated. Third, the measurement invariance of the GDT and GADIS-YA across gender and gaming time was examined.

Method

Translation Procedure of the GDT and GADIS-A

Following international guidelines (Eremenco et al., 2005), the translation of the GDT and GADIS-A from English to Malay involved several steps. First, two bilingual psychiatrists independently translated both instruments from English to Malay, which is the national language of Malaysia. The corresponding author then worked with the first and third authors and harmonized the two forward translations. Another two bilingual psychiatrists conducted back-translations of the instruments. In order to ensure cross-cultural equivalency for both instruments, an expert committee (including psychologists, psychometricians, and public health specialists) then reviewed all versions and consolidated them to develop prefinal versions of the GDT and GADIS-A (to be GADIS-YA). These prefinal versions were then pilot tested on a group of 10 undergraduate students from Universiti Putra Malaysia, who provided feedback regarding the use of inappropriate terminologies. After reviewing their comments, necessary refinements were made to create the final version of the instruments.

Participants and Data Collection

The study protocol was approved by the first author's university ethics committee (JKEUPM; Reference Number: JKEUPM-2022-268). Participants were recruited through convenience sampling between May to August 2022 using *Google Forms* via online social media platforms including *Facebook*, *WhatsApp*, and *Instagram*. The inclusion criteria for the participating university students included: (i) being Malaysian; (ii) being aged 19 years and above; (iii) studying in a university in Malaysia; and (iv) having internet access. Those who agreed and were willing to participate voluntarily in the study were required to tick the consent statement "*I agree to participate in the study*" in the online consent form before being directed to complete the online survey.

Measures

Gaming Disorder Test (GDT)

The GDT was developed according to the ICD-11 diagnostic criteria for GD (Pontes et al., 2021). It comprises four items and is rated based on a five-point Likert scale: 1 (*never*), 2 (*rarely*), 3 (*sometimes*), 4 (*often*), and 5 (*very often*). The four items comprise the construct of GD. The total score on the GDT ranges from 4 to 20 and a higher total GDT score indicates greater severity of GD (Chen et al., 2023).

Gaming Disorder Scale for Adolescents (GADIS-A)

The GADIS-A was also developed according to the ICD-11 diagnostic criteria for GD (Paschke et al., 2020). The scale comprises 13 items distributed into cognitive behavioral symptoms subscale (CBS; Items 1, 2, 4, and 5), negative consequences subscale (NC; Items 3, 6, 7, 8, 9), and time-related information (Items 10 to 13). The first nine items (CBS and NC subscales) are rated on a five-point Likert scale from 0 (*strongly disagree*) to 4 (*strongly agree*) with total scores ranging from 0 to 36. The time-related information assesses symptom frequency using four response options: 0 (*not at all*), 1 (*only on single day*), 2 (*during longer periods*), and 3 (*almost daily*). The time-related information items are not used for the GD structure in the GADIS-A. Therefore, the GADIS-A comprises a two-factor structure (CBS and NC). A higher GADIS-A, CBS, or NC score indicates greater severity of GD (Chen et al., 2023).

Bergen Social Media Addiction Scale (BSMAS)

The BSMAS was developed according to Griffiths' (2005) components model of addiction (Andreassen et al., 2016). It comprises six items and was developed based on six core components: salience, mood, modification, tolerance, withdrawal conflict, and relapse. All

items are rated on a five-point Likert scale ranging from 1 (*very rarely*) to 5 (*very often*) with a total score ranging from 6 to 30. The six items comprise the construct of problematic social media use and a higher total BSMAS score indicates a greater severity level of problematic social media use. Currently, the BSMAS has been validated in many language versions (Chen et al., 2020a, 2020b; Leung et al., 2020; Lin et al., 2017; Monacis et al., 2017; Shin, 2022; Tung et al., 2022), including Malay (Tiong, 2020) and English versions for Malaysians (Tung et al., 2022).

Internet Gaming Disorder Scale-Short Form (IGDS9-SF)

The IGDS9-SF was developed according to the DSM-5 diagnostic criteria for IGD (APA, 2013; Pontes & Griffiths, 2015). It has nine items rated on a five-point Likert scale, ranging from 1 (*never*) to 5 (*very often*) with total scores ranging from 9 to 45. The nine items comprise the construct of internet gaming disorder and a higher total IGDS9-SF score indicates greater severity of IGD. Currently, the IGDS9-SF has been validated in many language versions and summarized in a recent systematic review (Poon et al., 2021), including Malay (Ling et al., 2021; T'ng & Pau, 2020) and English versions for Malaysians (Tung et al., 2022).

Other measures

The participants' age (in years), gender (male or female), academic level (undergraduate or postgraduate), study major (science, education, engineering, art, or other), monthly household income (<4,850 Malaysian ringgit [RM], 4,851 to 10,969 RM, or \geq 10,970 RM), time spent on social media (hours per day), and time spent on gaming (hours per day) were collected.

Data Analysis

The data were analyzed using descriptive statistics to summarize the participants' characteristics, item properties, and scale properties. More specifically, means (and standard deviations) and frequencies (percentages) were used. Moreover, ceiling and floor effects of the GDT and GADIS-YA (including GADIS-YA subscales) were analyzed with a percentage where $< 20\%$ is acceptable (Garin, 2014). Apart from the descriptive statistics, both GDT and GADIS-YA were analyzed using confirmatory factor analysis (CFA), McDonald's ω , Pearson correlation, and multigroup CFA.

CFA with the diagonally weighted least squares (DWLS) estimator was used to examine if the GDT had a one-factor structure and if the GADIS-YA had a two-factor structure. Several fit indices (comparative fit index [CFI], Tucker-Lewis index [TLI], root mean square error of approximation [RMSEA], and standardized root mean square residual [SRMR]) were used to examine if the factor structure was supported for GDT or GADIS-YA. CFI and TLI > 0.9 with RMSEA and SRMR < 0.08 indicating support for the factor structure (Lin et al., 2019; Nadhiroh et al., 2022; Nejati et al., 2020).

McDonald's ω was used to examine the internal consistency for both GDT and GADIS-YA (including the two subscales in the GADIS-YA). A value > 0.7 in the ω indicates that a scale (GDT or GADIS-YA in the present study) has adequate internal consistency (Chirawat et al., 2022). Pearson correlations were used to examine how GDT and GADIS-YA scores associated with other measures, including BSMAS, IGDS9-SF, time spent on social media, and time spent on gaming. Moreover, GDT and GADIS-YA were expected to have (i) strong correlations with another problem gaming-associated instrument (i.e., IGDS9-SF), (ii) moderate correlations with other problematic internet use-related instrument (i.e., BSMAS), and (iii) weaker correlations with time spent engaged in online activities (i.e., time spent on social media and gaming). Moreover, the associations with time spent on social media use would be weaker than the associations with time on gaming.

Multigroup CFA was used to examine measurement invariance of the GDT and GADIS-YA across gender (male vs. female) and across gaming time (< 2 hours vs. ≥ 2 hours). For each instrument and each variable for invariance testing, there were three nested models: (i) configural model that did not constrain any estimations equal across variable groups (e.g., male and female); (ii) metric equivalence model that constrained all factor loadings equal across variable groups; and (iii) scalar equivalence model that constrained all factor loadings and item threshold equal across variable groups (Chen et al., 2022b; Pramukti et al., 2022). Measurement invariance is supported when ΔCFI (i.e., CFI difference between every two nested models) > 0.01 ; $\Delta RMSEA$ (i.e., RMSEA difference between every two nested models) < 0.015 ; together with $\Delta SRMR$ (i.e., SRMR difference between every two nested models) < 0.03 (for factor loading) or < 0.01 (for item threshold) (Chen, 2007; Chen et al., 2022a). All the statistical analyses were performed using the *jamovi* statistical software (version 2.3.2.1; <https://www.jamovi.org/>) with *jmv* (for descriptive statistics, internal consistency, and Pearson correlations) and *semli* (for CFA and multigroup CFA) modules.

Results

Among the 624 participants (mean age=22.27 years; SD=3.03), slightly over three-quarters were females (n=472; 75.6%). Among them, 17 participants were below the age of 20 years (four males and 13 females). The majority of the participants were studying on an undergraduate program (n=575; 92.1%). Regarding the study major, over half of the participants were studying science (n=371; 59.5%), followed by education (n=129; 20.7%). On average, the participants spent 6.26 hours per day on social media (SD=3.65) and 1.59 hours per day gaming (SD=1.83). The participants' mean scores were 14.97 out of 30 (SD=5.93) on the BSMAS and 12.26 out of 45 (SD=5.52) on the IGDS9-SF (Table 1).

(Insert Table 1 here)

Regarding the item properties, all GDT and GADIS-YA items had good factor loading (0.58 to 0.91 for GDT; 0.78 to 0.87 for GADIS-YA CBS subscale; and 0.81 to 0.87 for GADIS-YA NC subscale). In addition, the item-rest correlations were adequate for both the GDT (0.54 to 0.80) and the two subscales in the GADIS-YA (0.75 to 0.80 for CBS subscale; 0.72 to 0.82 for NC subscale). Table 2 reports detailed mean (and SD) information for each GDT and GADIS-YA item. Regarding the scale properties, neither the GDT nor the GADIS-YA had a ceiling effect (0.0 to 0.2%). However, relatively high levels of floor effects were observed (51.6% for GDT; 33.5 to 61.4% for GADIS-YA; please see Supplementary Table S1 for details). Nevertheless, internal consistency was satisfactory for both the GDT ($\omega=0.86$) and GADIS-YA ($\omega=0.90$ to 0.95). Moreover, CFA fit indices supported the one-factor structure for the GDT (CFI=0.999, TLI=0.999, RMSEA=0.000, and SRMR=0.011) and two-factor structure for the GADIS-YA (CFI=0.999, TLI=0.999, RMSEA=0.000, and SRMR=0.040).

(Insert Table 2 here)

Scores on the GDT and GADIS-YA were strongly associated ($r=0.73$; $p<0.01$). Moreover, scores on both the GDT and GADIS-YA were strongly associated with IGDS9-SF scores ($r=0.70$ and 0.79 ; $p<0.01$). Although the GDT and GADIS-YA scores were significantly associated with BSMAS scores, the magnitudes were not strong ($r=0.28$ and 0.27 ; $p<0.01$). Moreover, GDT and GADIS-YA scores were significantly associated with time spent on gaming but relatively weakly ($r=0.16$ and $r=0.16$; both $p<0.001$). Additionally, GDT and GADIS-YA scores were significantly (but even more weakly) associated with time spent on social media ($r=0.10$ and $r=0.09$; $p=0.01$ and $p=0.02$) (Please see Supplementary Table S2 for details).

The measurement invariance of the GDT and GADIS-YA were found to be invariant across both gender (male vs. female) and gaming time (< 2 hours vs. ≥ 2 hours). More specifically, all the Δ CFI and Δ RMSEA were 0.000 between the nested models for both GDT

and GADIS-YA across gender and across gaming time (Table 3). Δ SRMR ranged between (i) 0.008 and 0.018 when comparing the configural model and the loading-constrained model, and (ii) 0.001 and 0.002 when comparing the loading-constrained model and the loading-and-threshold-constrained model. The findings also indicated measurement invariance (Table 3).

(Insert Table 3 here)

Discussion

In Malaysia, there is a growing research interest in the topic of GD (Ismail et al., 2021; Ling et al., 2021; Nik Jaafar et al., 2021; T'ng & Pau, 2020; Wu et al., 2023). To the best of the present authors' knowledge, the present study is the first to translate and evaluate the psychometric properties of the Malay versions of the GDT and GADIS-YA among university students in Malaysia. Consistent with previous findings, the present study supported that the GDT has a single-factor structure (Cakiroglu & Alnak, 2021; Cudo et al., 2022b; Maldonado-Murciano et al., 2021; Montag et al., 2019; Pontes et al., 2021; Wang & Cheng, 2020) and the GADIS-A has a two-factor structure (Mazaherizadeh et al., 2022; Nazari et al., 2022; Paschke et al., 2020). Furthermore, both the GDT and GADIS-YA demonstrated concurrent validity by significantly correlating with the IGDS9-SF, BSMAS, time spent on social media, and time spent on gaming. The measurement invariance (including metric equivalence and scalar equivalence) of both GDT and GADIS-YA was confirmed across gender and gaming time. Given the good validity found in the present study, the findings clearly indicate that the original GADIS-A is also capable of assessing GD among emerging adults. However, given that the target population in the present study was young adults, the GADIS-A was renamed GADIS-YA in the present study to avoid confusion when using it to assess GD among young adults.

The psychometric properties of the Malay version of the GDT demonstrated satisfactory level of internal consistency reliability in the present study, which was comparable to previous

findings (Chiorri et al., 2023; Cudo et al., 2022b; Islam et al. 2022; Maldonado-Murciano et al., 2021). In concurrence with the existing literature (Islam et al., 2022; Wang & Cheng, 2020), the GDT score was found to be significantly correlated with the IGDS9-SF, BSMAS, time spent on social media, and time spent on gaming, supporting concurrent validity. These results are consistent with previous studies on the relationship between GD and time spent on gaming (e.g., Cudo et al., 2020; Evren et al., 2020; Li et al., 2021; Pontes et al., 2021) and time spent on social media (Wong et al., 2020), indicating that increased severity of GD symptoms may be related to longer time spent on gaming and social media.

Findings of the present study on GADIS-YA supported the previous three studies among groups of adolescents from Iran (Mazaherizadeh et al., 2022), Germany (Paschke et al., 2020) and Russia (Nazari et al., 2022); and two recent studies among groups of young adults from mainland China (Chen et al., 2023) and Taiwan (Wu et al., 2023). A recent meta-analysis found higher prevalence of IGD among young adults as compared to adolescents (Gao et al., 2022). Another meta-analysis on the prevalence of GD in Southeast Asia also found that adults are more susceptible to GD compared to adolescents (Chia et al., 2020). As young adults have greater independence and access to smart devices, together with their technological proficiency and the lack of external monitoring (e.g., supervision by parents), this may increase their vulnerability to GD (Chia et al., 2020). Also, emerging adults' brains continue to develop until about the age of 25 years. Therefore, it is important to evaluate the psychometric properties of the GADIS-YA among university students who are mostly young adults, in which it can be used in future longitudinal studies to identify GD among adolescents who become university students. Moreover, GADIS-A and GADIS-YA can help healthcare professionals to assess adolescents' GD levels from adolescence to young adulthood which would help in assessing change in GD levels over this important developmental period. The identification of the two-factor structure found in GADIS-YA among early adulthood stage reinforces the potential of

GADIS-YA as a valid tool for healthcare professionals, enabling them to gain a more comprehensive understanding of young adults' gaming behaviors and patterns. Also, healthcare professionals can get valuable insights into the specific challenges faced by young adults with GD and develop tailored strategies to address their specific needs related to both cognitive behavioral symptoms and negative consequences (i.e., the two underlying factors in the GADIS-YA). Additionally, healthcare professionals can provide support and guidance to young adults and their families in navigating the challenges associated with excessive gaming and promoting healthy digital habits. Consequently, the GADIS-YA can be used for intervention and treatment purposes in a manner similar to its application among adolescents.

The measurement invariance of both GDT and GADIS-YA was found to be consistent across gender and gaming time in the present study, indicating that these two instruments can be used to reliably assess GD in different populations. More specifically, the metric equivalence model suggested that factor loadings were similar across gender and gaming time groups, and the scalar equivalence model suggested that values and means were also equivalent across groups. Previous studies have confirmed the measurement invariance of the GDT (Cudo et al., 2022b; Maldonado-Murciano et al., 2021) and GADIS-A (Nazari et al., 2022) across gender. Cudo et al. (2022a) found that female gamers tend to use smartphones as a gaming platform, spend less hours in gaming per week, and experience lower levels of online flow as compared to male gamers. In addition, the insight into differences between male and female gamers on self-control, cognitive complexity, and impulsivity dimensions further illustrate the differences between these two groups (Cudo et al., 2020). On the other hand, to the best of the present authors' knowledge, no studies have examined the measurement invariance of GDT and GADIS-YA across gaming time. Therefore, the present findings added to the literature that individuals with different gaming time can be compared using GDT and GADIS-YA.

The present study adds to the body of knowledge regarding validity and reliability of

both GD instruments based on ICD-11 criteria in Southeast Asia. Interestingly, a recent meta-analysis demonstrated that the prevalence of GD appeared to be higher in Southeast Asia (Chia et al., 2020) and East Asia (Liao et al., 2022) than in other regions of the world. Another meta-analysis also reported that the prevalence of GD was higher in Asia than in Europe (Stevens et al., 2021). The higher rate of GD in Asia might be related to cultural differences (Chia et al., 2020; Liao et al. 2022). Consequently, it is important to consider the challenges of cross-cultural comparisons, including differences in cultural attitudes, towards gaming and variations in diagnostic criteria and GD assessment tools.

The translation and psychometric evaluation of the Malay language versions of the GDT and GADIS-YA have significant implications for the assessment and understanding of GD among Malaysians, as well as contributing to the cross-cultural validity of these instruments. Furthermore, the availability of valid measures in the Malay language allows for accurate comparisons of the prevalence and severity of GD between different cultures and across different countries and regions. Both valid measures would also facilitate healthcare professionals in the development and evaluation of effective interventions for GD in Malaysia. By identifying and addressing GD at an early stage, healthcare professionals (particularly psychologists, psychiatrists, university counselors, and other healthcare therapists) can provide timely support and assistance to those university students who are at risk or already experiencing problems due to GD. Moreover, brief assessment tools are preferable to minimize drop-out rates when conducting health research or evaluating clients prior to treatment. Therefore, the GDT, with just four items may be more suitable for health research purposes whereas the GADIS-YA may be of more use to health treatment providers in gaining a better understanding of how GD is affecting the lives of their clients. Consequently, researchers and healthcare professionals who are in need of a concise method for assessing GD can use the GDT as it is a valid and easily administered psychometric tool for assessment with culturally

diverse samples (Wang & Cheng, 2020). In addition, healthcare providers and other treatment professionals may use GADIS-A and GADIS-YA to routinely monitor GD among adolescents and emerging adults given that the GADIS-YA was found to have promising psychometric properties in the present study among those in young adulthood.

The present study has several limitations. First, the use of convenience sampling method may limit the representativeness of the study findings. Moreover, the skewed gender distribution (i.e., three-quarters of the present sample were females) may have impacted the findings. Second, the study was cross-sectional, therefore causal relationships between the variables could not be determined. Third, the present study relied on self-report data, which may be subject to various methodological biases, such as social desirability bias and misrepresentation bias.

Conclusion

The Malay versions of the GDT and GADIS-YA are valid and reliable psychometric instruments used to assess GD based on the ICD-11 criteria. Importantly, both the GDT and GADIS-YA appear to be promising assessment tools that can be potentially used in both clinical and epidemiological studies in Malaysia.

References

- American Psychiatric Association (2013). *Diagnostic and statistical manual of mental disorders* (5th ed). American Psychiatric Association.
- Andreassen, S. C., Billieux, J., Griffiths, M. D., Kuss, D. J., Demetrovics, Z., Mazzoni, E., & Pallesen, S. (2016). The relationship between addictive use of social media and video games and symptoms of psychiatric disorders: A large-scale cross-sectional study. *Psychology of Addictive Behaviors*, *30*(2), 252–262. <https://doi.org/10.1037/adb0000160>
- Arain, M., Haque, M., Johal, L., Mathur, P., Nel, W., Rais, A., Sandhu, R. & Sharma, S. (2013). Maturation of the adolescent brain. *Neuropsychiatric Disease and Treatment*, *9*, 449-461. <https://doi.org/10.2147/NDT.S39776>
- Business Wire. (2021). *Malaysia video games market report 2021-2025*. <http://www.businesswire.com/news/home/20210517005615/en/Malaysia-Video-Games-Market-Report-2021-2025-Focus-on-Mobile-Cloud-Gaming-VR-and-AR-ResearchAndMarkets.com>
- Cakiroglu, S., & Alnak, A. (2021). Evaluation of the psychometric properties of the Turkish version of the Gaming Disorder Test among children and youth and assessment of contribution of gaming-specific cognitions to gaming disorder. *Dusunen Adam The Journal of Psychiatry and Neurological Sciences*, *34*(3), 302-308. <https://doi.org/10.14744/DAJPNS.2021.00149>
- Chen, C. Y., Chen, I. H., Hou, W. L., Potenza, M. N., O'Brien, K. S., Lin, C. Y., & Latner, J. D. (2022). The relationship between children's problematic internet-related behaviors and psychological distress during the onset of the COVID-19 pandemic: A longitudinal study. *Journal of Addiction Medicine*, *16*(2), e73. <https://doi.org/10.1097/ADM.0000000000000845>
- Chen, F. F. (2007). Sensitivity of goodness of fit indexes to lack of measurement invariance. *Structural Equation Modeling*, *14*(3), 464–504. <https://doi.org/10.1080/10705510701301834>
- Chen, I.-H., Ahorsu, D. K., Pakpour, A. H., Griffiths, M. D., Lin, C.-Y., Chen, C.-Y. (2020a). Psychometric properties of three simplified Chinese online-related addictive behavior instruments among mainland Chinese primary school students. *Frontiers in Psychiatry*, *11*, 875. <https://doi.org/10.3389/fpsy.2020.00875>
- Chen, I. H., Strong, C., Lin Y. C., Tsai M. C., Leung H., Lin C. Y., Pakpour A. H., Griffiths M. D. (2020b). Time invariance of three ultra-brief internet-related instruments:

- Smartphone Application-Based Addiction Scale (SABAS), Bergen Social Media Addiction Scale (BSMAS), and the nine-item Internet Gaming Disorder Scale- Short Form (IGDS-SF9) (Study Part B). *Addictive Behaviors*, *101*, 105960. <https://doi.org/10.2147/RMHP.S351794>
- Chen, I. H., Huang, P. C., Lin, Y. C., Gan, W. Y., Fan, C. W., Yang, W. C., Tung, S. E. H., Poon, W. C., Griffiths, M. D., Lin, C.-Y. (2022a). The Yale Food Addiction Scale 2.0 and the modified Yale Food Addiction Scale 2.0 in Taiwan: Factor structure and concurrent validity. *Frontiers in Psychiatry*, *13*, 1014447. <https://doi.org/10.3389/fpsy.2022.1014447>
- Chen, I. H., Wu, P. L., Yen, C. F., Ullah, I., Shoib, S., Zahid, S. U., Bashir, A., Iqbal, N., Addo, F. M., Adjaottor, E. S., Amankwaah, G. B., Ahorsu, D. K., Griffiths, M. D., Lin, C. Y., & Pakpour, A. H. (2022b). Motors of COVID-19 Vaccination Acceptance Scale (MoVac-COVID19S): Evidence of measurement invariance across five countries. *Risk Management and Healthcare Policy*, *15*, 435–445. <https://doi.org/10.2147/RMHP.S351794>
- Chen, I.-H., Chang, Y.-L., Yang, Y.-N., Yeh, Y.-C., Ahorsu, D. K., Adjorlolo, S., Strong, C., Hsieh, Y.-P., Huang, P.-C., Pontes, H. M., Griffiths, M. D., Lin, C.-Y. (2023). Psychometric properties and development of the Chinese versions of Gaming Disorder Test (GDT) and Gaming Disorder Scale for Adolescents (GADIS-A). *Asian Journal of Psychiatry*. Advance online publication. <https://doi.org/10.1016/j.ajp.2023.103638>
- Chia, D. X. Y., Ng, C. W. L., Kandasami, G., Seow, M. Y. L., Choo, C. C., Chew, P. K. H., Lee, C., & Zhang, M. W. B. (2020). Prevalence of internet addiction and gaming disorders in Southeast Asia: A meta-analysis. *International Journal of Environmental Research and Public Health*, *17*(7), 2582. <https://doi.org/10.3390/IJERPH17072582>
- Chiorri, C., Soraci, P., & Ferrari, A. (2023). The role of mindfulness, mind wandering, attentional control, and maladaptive personality traits in problematic gaming behavior. *Mindfulness*. <https://doi.org/10.1007/s12671-022-02066-4>
- Chirawat, P., Kamolthip, R., Rattaprach, R., Nadhiroh, S. R., Tung, S. E. H., Gan, W. Y., Pinyo, M., Nabpran, T., Rozzell-Voss, K. N., Latner, J. D., & Lin, C. Y. (2022). Weight stigma among young adults in Thailand: Reliability, validation, and measurement invariance of the Thai-Translated Weight Self Stigma Questionnaire and Perceived Weight Stigma Scale. *International Journal of Environmental Research and Public Health*, *19*(23), 15868. <https://doi.org/10.3390/ijerph192315868>
- Cudo, A., Dobosz, M., Griffiths, M. D., & Kuss, D. J. (2022a). The relationship between early

- maladaptive schemas, depression, anxiety and problematic video gaming among female and male gamers. *International Journal of Mental Health and Addiction*. <https://doi.org/10.1007/s11469-022-00858-2>
- Cudo, A., Montag, C., & Pontes, H. M. (2022b). Psychometric assessment and gender invariance of the Polish version of the Gaming Disorder Test. *International Journal of Mental Health and Addiction*, 1–24. <https://doi.org/10.1007/s11469-022-00929-4>
- Cudo, A., Wojtasiński, M., Tużnik, P., Griffiths, M. D., & Zabielska-Mendyk, E. (2020). Problematic Facebook use and problematic video gaming as mediators of relationship between impulsivity and life satisfaction among female and male gamers. *PloS One*, 15(8), e0237610. <https://doi.org/10.1371/journal.pone.0237610>
- Darvesh, N., Radhakrishnan, A., Lachance, C. C., Nincic, V., Sharpe, J. P., Ghassemi, M., Straus, S. E., & Tricco, A. C. (2020). Exploring the prevalence of gaming disorder and Internet gaming disorder: A rapid scoping review. *Systematic Reviews*, 9(1), 68. <https://doi.org/10.1186/s13643-020-01329-2>.
- Eremenco, S. L., Cella, D., & Arnold, B. J. (2005). A comprehensive method for the translation and cross-cultural validation of health status questionnaires. *Evaluation & the Health Professions*, 28(2), 212-232. <https://doi.org/10.1177/0163278705275342>.
- Evren, C., Pontes, H. M., Dalbudak, E., Evren, B., Topcu, M., & Kutlu, N. (2020). Psychometric validation of the Turkish Gaming Disorder Test: A measure that evaluates disordered gaming according to the World Health Organization framework. *Psychiatry and Clinical Psychopharmacology*, 30(2), 144–151. <https://doi.org/10.5455/PCP.20200429072430>
- Gao, Y.-X., Wang, J.-Y., & Dong, G.-H. (2022). The prevalence and possible risk factors of internet gaming disorder among adolescents and young adults: Systematic reviews and meta-analyses. *Journal of Psychiatric Research*, 154, 35-43. <https://doi.org/10.1016/j.jpsychires.2022.06.049>.
- Garin, O. (2014). Ceiling Effect. In: Michalos, A.C. (eds) *Encyclopedia of quality of life and well-being research*. Dordrecht: Springer, https://doi.org/10.1007/978-94-007-0753-5_296
- Gregorich, S. E. (2006). Do self-report instruments allow meaningful comparisons across diverse population groups? Testing measurement invariance using the confirmatory factor analysis framework. *Medical Care*, 44(11 Suppl 3), S78-S94. <https://doi.org/10.1097/01.mlr.0000245454.12228.8f>.
- Griffiths, M. (2005). A ‘components’ model of addiction within a biopsychosocial framework.

- Journal of Substance Use*, 10(4), 191-197.
<https://doi.org/10.1080/14659890500114359>
- Griffiths, M. D. (2020). Internet use disorders: What's new and what's not? *Journal of Behavioral Addictions*, 9(4), 934–937. <https://doi.org/10.1556/2006.2020.00072>
- Griffiths, M. D., & McLean, L. (2017). Content effects: Online and offline games. In: P. Rössler (Ed.), *The international encyclopedia of media effects* (pp.1–16). Wiley.
<https://doi.org/10.1002/9781118783764.wbieme0129>
- Guo, Z., Wang, H., & Xie, C. (2022). Covid-19's impact on the gaming industry and countermeasures. *Advances in Economics, Business and Management Research*, 652, 726-730. <https://doi.org/10.2991/aebmr.k.220405.121>
- Higuchi, S., Nakayama, H., Mihara, S., Maezono, M., Kitayuguchi, T., & Hashimoto, T. (2017). Inclusion of gaming disorder criteria in ICD-11: A clinical perspective in favor. *Journal of Behavioral Addictions*, 6(3), 293–295. <https://doi.org/10.1556/2006.6.2017.049>
- Islam, M. S., Jahan, I., Dewan, M. A. A., Pontes, H. M., Koly, K. N., Sikder, M. T., & Rahman, M. (2022). Psychometric properties of three online-related addictive behavior instruments among Bangladeshi school-going adolescents. *PloS One*, 17(12), e0279062. <https://doi.org/10.1371/journal.pone.0279062>
- Ismail, N., Tajjudin, A. I., Jaafar, H., Nik Jaafar, N. R., Baharudin, A., & Ibrahim, N. (2021). The relationship between internet addiction, internet gaming and anxiety among medical students in a Malaysian public university during COVID-19 pandemic. *International Journal of Environmental Research and Public Health*, 18(22), 11870. <https://doi.org/10.3390/ijerph182211870>.
- Kim, H. S., Son, G., Roh, E. Bin, Ahn, W. Y., Kim, J., Shin, S. H., Chey, J., & Choi, K. H. (2022). Prevalence of gaming disorder: A meta-analysis. *Addictive Behaviors*, 126, 107183. <https://doi.org/10.1016/J.ADDBEH.2021.107183>
- King, D. L., Chamberlain, S. R., Carragher, N., Billieux, J., Stein, D., Mueller, K., Potenza, M. N., Rumpf, H. J., Saunders, J., Starcevic, V., Demetrovics, Z., Brand, M., Lee, H. K., Spada, M., Lindenberg, K., Wu, A. M. S., Lemenager, T., Pallesen, S., Achab, S., ... Delfabbro, P. H. (2020). Screening and assessment tools for gaming disorder: A comprehensive systematic review. *Clinical Psychology Review*, 77, 101831. <https://doi.org/10.1016/J.CPR.2020.101831>
- King, D. L., Delfabbro, P. H., Perales, J. C., Deleuze, J., Király, O., Krossbakken, E., & Billieux, J. (2019). Maladaptive player-game relationships in problematic gaming and gaming disorder: A systematic review. *Clinical Psychology Review*, 73, 101777.

- <https://doi.org/10.1016/J.CPR.2019.101777>
- Kristensen, J. H., Pallesen, S., King, D. L., Hysing, M., & Erevik, E. K. (2021). Problematic gaming and sleep: A systematic review and meta-analysis. *Frontiers in Psychiatry, 12*, 675237. <https://doi.org/10.3389/fpsy.2021.675237>
- Kuss, D. J., & Griffiths, M. (2015). *Internet addiction in psychotherapy*. Palgrave Pivot London. <https://doi.org/10.1057/9781137465078>
- Leung, H., Pakpour, A. H., Strong, C., Lin, Y. C., Tsai, M. C., Griffiths, M. D., Lin, C. Y., Chen I. H. (2020). Measurement invariance across young adults from Hong Kong and Taiwan among three internet-related addiction scales: Bergen Social Media Addiction Scale (BSMAS), Smartphone Application-Based Addiction Scale (SABAS), and Internet Gaming Disorder Scale-Short Form (IGDS-SF9) (Study Part A). *Addictive Behaviors, 101*, 105969. <https://doi.org/10.1016/j.addbeh.2019.04.027>
- Li, L., Niu, Z., Griffiths, M. D., & Mei, S. (2021). Relationship between gaming disorder, self-compensation motivation, game flow, time spent gaming, and fear of missing out among a sample of Chinese university students: A network analysis. *Frontiers in Psychiatry, 12*, 761519. <https://doi.org/10.3389/fpsy.2021.761519>
- Liao, Z., Chen, X., Huang, Q., & Shen, H. (2022). Prevalence of gaming disorder in East Asia: A comprehensive meta-analysis. *Journal of Behavioral Addictions, 11*(3), 727-738. <http://doi.org/10.1556/2006.2022.00050>
- Lin, C. Y., Broström, A., Griffiths, M. D., & Pakpour, A. H. (2019). Psychometric evaluation of the Persian eHealth Literacy Scale (eHEALS) among elder Iranians with heart failure. *Evaluation & the Health Professions, 43*(4), 222-229. <http://doi.org/10.1177/0163278719827997>
- Lin, C. Y., Broström, A., Nilsen, P., Griffiths, M. D., & Pakpour, A. H. (2017). Psychometric validation of the Persian Bergen Social Media Addiction Scale using classic test theory and Rasch models. *Journal of Behavioral Addictions, 6*(4), 620-629. <http://doi.org/10.1556/2006.6.2017.071>
- Ling, S. L., Nik Jaafar, N. R., Tan, K.-A., Bahar, N., Baharudin, A., & Ahmad Tajjudin, A. I. (2021). Psychometric properties of the Malay version of the Internet Gaming Disorder Scale-Short Form (IGDS9-SF-M): Evidence from a sample of Malaysian undergraduates. *International Journal of Environmental Research and Public Health, 18*(5), 2592. <https://doi.org/10.3390/IJERPH18052592>
- Maldonado-Murciano, L., Pontes, H. M., Barrios, M., Gómez-Benito, J., & Guilera, G. (2021). Psychometric validation of the Spanish Gaming Disorder Test (GDT): Item response

- theory and measurement invariance analysis. *International Journal of Mental Health and Addiction*, 1–19. <https://doi.org/10.1007/s11469-021-00704-x>
- Masiran, R. (2022). A review of parenting in a multicultural country: The Malaysian experience. In S. A. Samadi (Ed.), *Parenting - challenges of child rearing in a changing society*. IntechOpen. <https://doi.org/10.5772/intechopen.95672>
- Mazaherizadeh, A., Taherifar, Z., & Farahani, H. (2022). Psychometric properties of the Farsi version of the gaming disorder scale for adolescents (GADIS-A). *BMC Psychology*, 10(1), 195. <https://doi.org/10.1186/s40359-022-00899-1>
- Monacis, L., de Palo, V., Griffiths, M. D., & Sinatra, M. (2017). Social networking addiction, attachment style, and validation of the Italian version of the Bergen Social Media Addiction Scale. *Journal of Behavioral Addictions*, 6(2), 178-186. <https://doi.org/10.1556/2006.6.2017.023>
- Montag, C., Schivinski, B., Sariyska, R., Kannen, C., Demetrovics, Z., & Pontes, H. M. (2019). Psychopathological symptoms and gaming motives in disordered gaming—A psychometric comparison between the WHO and APA diagnostic frameworks. *Journal of Clinical Medicine*, 8(10), 1691. <https://doi.org/10.3390/JCM8101691>
- Nadhiroh, S. R., Nurmala, I., Pramukti, I., Tivany S, T., Tyas, L. W., Zari, A. P., Poon, W. C., Siaw, Y. L., Kamolthip, R., Chirawat, P., & Lin, C. Y. (2022). Weight stigma in Indonesian young adults: Validating the Indonesian versions of the Weight Self-Stigma Questionnaire (WSSQ) and Perceived Weight Stigma Scale (PWSS). *Asian Journal of Social Health and Behavior*, 5(4), 169-179. https://doi.org/10.4103/shb.shb_189_22
- Nazari, N., Shabbir, M. S., Sevbitov, A. V., Sadeghi, M., & Griffiths, M. D. (2022). Psychometric evaluation of the Russian version of the Gaming Disorder Scale for adolescents. *Current Psychology*, 1-15. <https://doi.org/10.1007/s12144-021-02575-w>
- Nejati, B., Fan, C. W., Boone, W. J., Griffiths, M. D., Lin, C. Y., & Pakpour, A. H. (2020). Validating the Persian Intuitive Eating Scale-2 among breast cancer survivors who are overweight/obese. *Evaluation & the Health Professions*, 44(4), 385-94. <http://doi.org/10.1177/0163278720965688>
- Nik Jaafar, N. R., Baharudin, A., Tajjudin, I., Ling, L. S., Safarudin, M. A., Sufia, D. S., Tan, Y. H., Zulkifle, N. H., & Tan, K.-A. (2021). Factors correlated with internet gaming disorder among Malaysian university students. *Malaysian Journal of Medicine and Health Sciences*, 17(2), 54-62.
- Paschke, K., Austermann, M. I., & Thomasius, R. (2020). Assessing ICD-11 gaming disorder in adolescent gamers: Development and validation of the Gaming Disorder Scale for

- Adolescents (GADIS-A). *Journal of Clinical Medicine*, 9(4), 993. <https://doi.org/10.3390/jcm9040993>
- Pontes, H. M., Schivinski, B., Sindermann, C., Li, M., Becker, B., Zhou, M., & Montag, C. (2021). Measurement and conceptualization of gaming disorder according to the World Health Organization framework: The development of the Gaming Disorder Test. *International Journal of Mental Health and Addiction*, 19(2), 508–528. <https://doi.org/10.1007/S11469-019-00088-Z/TABLES/3>
- Pontes, H. M., & Griffiths, M. D. (2020). A new era for gaming disorder research: Time to shift from consensus to consistency. *Addictive Behaviors*, 103, 106059. <https://doi.org/10.1016/j.addbeh.2019.106059>
- Pontes, H. M., & Griffiths, M. D. (2015). Measuring DSM-5 internet gaming disorder: Development and validation of a short psychometric scale. *Computers in Human Behavior*, 45, 137-143. <https://doi.org/10.1016/j.chb.2014.12.006>
- Poon, L. Y. J., Tsang, H. W. H., Chan, T. Y. J., Man, S. W. T., Ng, L. Y., Wong, Y. L. E., Lin, C. Y., Chien, C. W., Griffiths, M. D., Pontes, H. M., & Pakpour, A. H. (2021). Psychometric Properties of the Internet Gaming Disorder Scale–Short-Form (IGDS9-SF): Systematic review. *Journal of Medical Internet Research*, 23(10), e26821. <https://doi.org/10.2196/26821>
- Pramukti, I., Strong, C., Chen, I.-H., Yen, C.-F., Rifai, A., Ibrahim, K., Pandin, M. G. R., Subramaniam, H., Griffiths, M. D., Lin, C.-Y., & Ko, N.-Y. (2022). The Motors of COVID-19 Vaccination Acceptance Scale (MoVac-COVID19S): Measurement invariant evidence for its nine-item version in Taiwan, Indonesia, and Malaysia. *Psychology Research and Behavior Management*, 15, 1617-1625. <https://doi.org/10.2147/PRBM.S363757>
- Shin, N. Y. (2022). Psychometric properties of the Bergen Social Media Addiction Scale in Korean young adults. *Psychiatry Investigation*, 19(5), 356-361. <http://doi.org/10.30773/pi.2021.0294>
- Stevens, M. W. R., Dorstyn, D., Delfabbro, P. H., & King, D. L. (2021). Global prevalence of gaming disorder: A systematic review and meta-analysis. *Australian and New Zealand Journal of Psychiatry*, 55(6), 553–568. <https://doi.org/10.1177/0004867420962851>
- T'ng, S. T., & Pau, K. (2020). Validation of a translated Internet Gaming Disorder Scale (Short Form) and measurement invariance across sex groups in Malaysian samples. *Current Psychology*, 39, 1977–1989. <https://doi.org/10.1007/s12144-020-00668-6>
- Teng, Z., Pontes, H. M., Nie, Q., Xiang, G., Griffiths, M. D., & Guo, C. (2020). Internet gaming

- disorder and psychosocial well-being: A longitudinal study of older-aged adolescents and emerging adults. *Addictive Behaviors, 110*, 106530. <https://doi.org/10.1016/j.addbeh.2020.106530>
- Tiong , R. K. H. (2020). *Psychometric properties of Bergen Social Media Addiction Scale (BSMAS) in Malay version*. Masters thesis, Universiti Malaya.
- Tung, S. E. H., Gan, W. Y., Chen, J. S., Kamolthip, R., Pramukti, I., Nadhiroh, S. R., Chang, Y. L., Lin, C. C., Pakpour, A. H., Lin, C. Y., & Griffiths, M. D. (2022). Internet-related instruments (Bergen Social Media Addiction Scale, Smartphone Application-Based Addiction Scale, Internet Gaming Disorder Scale-Short Form, and Nomophobia Questionnaire) and their associations with distress among Malaysian university students. *Healthcare, 10*(8), 1448. <https://doi.org/10.3390/healthcare10081448>
- Wang, H. Y., & Cheng, C. (2020). Psychometric evaluation and comparison of two gaming disorder measures derived from the DSM-5 and ICD-11 frameworks. *Frontiers in Psychiatry, 11*, 577366. <https://doi.org/10.3389/fpsyt.2020.577366>
- Wong, H. Y., Mo, H. Y., Potenza, M. N., Chan, M. N. M., Lau, W. M., Chui, T. K., Pakpour, A. H., & Lin, C. Y. (2020). Relationships between severity of internet gaming disorder, severity of problematic social media use, sleep quality and psychological distress. *International Journal of Environmental Research and Public Health, 17*(6), 1879. <https://doi.org/10.3390/IJERPH17061879>
- Wu, T.-Y., Huang, S.-W., Chen, J.-S., Kamolthip, R., Kukreti, S., Strong, C., Pontes, H. M., Lin, I.-C., Lin, C.-Y., Potenza, M. N., & Pakpour, A. H. (2023). Translation and Validation of the Gaming Disorder Test and Gaming Disorder Scale for Adolescents into Chinese for Taiwanese Young Adults. *Comprehensive Psychiatry*. <https://doi.org/10.1016/j.comppsy.2023.152396>

Table 1. Characteristics of the present sample (N=624).

Variable	Mean (SD) or n (%)
Age in years	22.27 (3.03)
Sex (female)	472 (75.6)
Academic level (undergraduate degree)	575 (92.1)
Major	
Science	371 (59.5)
Education	129 (20.7)
Engineering	25 (4.0)
Art	4 (0.6)
Other	95 (15.2)
Monthly household income	
< RM 4,850	366 (58.7)
RM 4,851 – RM 10,969	179 (28.7)
≥ RM 10,970	79 (12.6)
Internet use (hours per day)	
Time spent on using social media	6.26 (3.65)
Time spent on gaming	1.59 (1.83)
Scales of problematic internet use	
BSMAS	14.97 (5.93)
IGDS9-SF	12.26 (5.52)

Notes. BSMAS=Bergen Social Media Addiction Scale; IGDS9-SF=Internet Gaming Disorder Scale-Short Form

RM=Malaysian ringgit; 1USD≈4.25RM.

Table 2. Item contents and item properties of the Gaming Disorder Test (GDT) and Gaming Disorder Scale for Young Adults (GADIS-YA).

	Item content	Mean (SD)	Factor loading	Item-rest correlation
GDT				
GDT_I1	Difficulty in controlling gaming activity	1.63 (0.93)	0.77	0.70
GDT_I2	Increased priority to gaming over other activities	1.47 (0.84)	0.91	0.80
GDT_I3	Continued gaming despite negative consequences	1.46 (0.84)	0.81	0.73
GDT_I4	Significant problems due to gaming	1.34 (0.72)	0.58	0.54
GADIS-YA				
CBS subscale				
GADIS-YA_I1	More frequent on gaming	0.61 (1.10)	0.78	0.80
GADIS-YA_I2	Unable to stop gaming	0.48 (0.87)	0.80	0.80
GADIS-YA_I4	Neglect daily duties due to gaming	0.36 (0.72)	0.87	0.76
GADIS-YA_I5	Continue gaming despite causing stress	0.35 (0.75)	0.86	0.75
NC subscale				
GADIS-YA_I3	No other interests except for gaming	0.38 (0.74)	0.81	0.72
GADIS-YA_I6	Continue gaming although harming school/apprenticeship/job performance	0.31 (0.66)	0.87	0.82
GADIS-YA_I7	Neglect health due to gaming	0.27 (0.67)	0.84	0.82
GADIS-YA_I8	Lose important contacts due to gaming	0.27 (0.64)	0.81	0.79
GADIS-YA_I9	Have disadvantages at school/apprenticeship/job due to gaming.	0.29 (0.68)	0.84	0.82

Note. CBS=cognitive behavioral symptoms; NC=negative consequences

Table 3. Measurement invariance of the Gaming Disorder Test (GDT) and Gaming Disorder Scale for Young Adults (GADIS-YA) across gender (male vs. female) and time spent on gaming (< 2 hours vs. ≥ 2 hours).

	GDT			GADIS-YA		
	M0	M1	M2	M0	M1	M2
Across gender						
$\chi^2(\text{df})$	1.50 (4)	--	--	19.72 (52)	--	--
$\Delta \chi^2(\Delta \text{df})$	--	3.89 (3)	1.00 (3)	--	13.63 (7)	4.14 (7)
CFI	0.999	--	--	0.999	--	--
ΔCFI	--	0.000	0.000	--	0.000	0.000
RMSEA	0.000	--	--	0.000	--	--
ΔRMSEA	--	0.000	0.000	--	0.000	0.000
SRMR	0.019	--	--	0.048	--	--
ΔSRMR	--	0.018	0.002	--	0.015	0.002
Across gaming time						
$\chi^2(\text{df})$	0.41 (4)	--	--	15.84 (52)	--	--
$\Delta \chi^2(\Delta \text{df})$	--	2.03 (3)	0.24 (3)	--	5.64 (7)	3.35 (7)
CFI	0.999	--	--	0.999	--	--
ΔCFI	--	0.000	0.000	--	0.000	0.000
RMSEA	0.000	--	--	0.000	--	--
ΔRMSEA	--	0.000	0.000	--	0.000	0.000
SRMR	0.011	--	--	0.044	--	--
ΔSRMR	--	0.017	0.001	--	0.008	0.001

Notes. M0=configural model; M1=model with loadings constrained equal; M2=model with loadings and thresholds constrained equal

CFI=comparative fit index; RMSEA=root mean square error of approximation;

SRMR=standardized root mean square residual

Bold values indicate invariance: $\Delta \text{CFI} > -0.01$; $\Delta \text{RMSEA} < 0.015$; $\Delta \text{SRMR} < 0.03$ (for factor loading) or < 0.01 (for item threshold)