

## Simulating the magnetorotational collapse of supermassive stars: Incorporating gas pressure perturbations and different rotation profiles

Lunan Sun,<sup>1</sup> Milton Ruiz,<sup>1</sup> and Stuart L. Shapiro<sup>1,2</sup><sup>1</sup>*Department of Physics, University of Illinois at Urbana-Champaign, Urbana, Illinois 61801, USA*<sup>2</sup>*Department of Astronomy & NCSA, University of Illinois at Urbana-Champaign, Urbana, Illinois 61801, USA*

(Received 17 July 2018; published 12 November 2018)

Collapsing supermassive stars (SMSs) with masses  $M \gtrsim 10^{4-6} M_{\odot}$  have long been speculated to be the seeds that can grow and become supermassive black holes (SMBHs). We previously performed general relativistic magnetohydrodynamic (GRMHD) simulations of marginally stable  $\Gamma = 4/3$  polytropes uniformly rotating at the mass-shedding limit and endowed initially with a dynamically unimportant dipole magnetic field to model the direct collapse of SMSs. These configurations are supported entirely by thermal radiation pressure and reliably model SMSs with  $M \gtrsim 10^6 M_{\odot}$ . We found that around 90% of the initial stellar mass forms a spinning black hole (BH) remnant surrounded by a massive, hot, magnetized torus, which eventually launches a magnetically-driven jet. SMSs could be therefore sources of ultra-long gamma-ray bursts (ULGRBs). Here we perform GRMHD simulations of  $\Gamma \gtrsim 4/3$ , polytropes to account for the perturbative role of gas pressure in SMSs with  $M \lesssim 10^6 M_{\odot}$ . We also consider different initial stellar rotation profiles. The stars are initially seeded with a dynamically weak dipole magnetic field that is either confined to the stellar interior or extended from its interior into the stellar exterior. We calculate the gravitational wave burst signal for the different cases. We find that the mass of the black hole remnant is 90%–99% of the initial stellar mass, depending sharply on  $\Gamma - 4/3$  as well as on the initial stellar rotation profile. After  $t \sim 250\text{--}550M \approx 1 - 2 \times 10^3 (M/10^6 M_{\odot})$  s following the appearance of the BH horizon, an incipient jet is launched and it lasts for  $\sim 10^4\text{--}10^5 (M/10^6 M_{\odot})$  s, consistent with the duration of long gamma-ray bursts. Our numerical results suggest that the Blandford-Znajek mechanism powers the incipient jet. They are also in rough agreement with our recently proposed universal model that estimates accretion rates and electromagnetic (Poynting) luminosities that characterize magnetized BH-disk remnant systems that launch a jet. This model helps explain why the outgoing electromagnetic luminosities computed for vastly different BH-disk formation scenarios all reside within a narrow range ( $\sim 10^{52 \pm 1}$  erg s<sup>-1</sup>), roughly independent of  $M$ .

DOI: [10.1103/PhysRevD.98.103008](https://doi.org/10.1103/PhysRevD.98.103008)

### I. INTRODUCTION

The discovery of quasars at high cosmological redshifts, e.g., J1342 + 0928 at redshift  $z = 7.54$  [1], J1120 + 0641 at redshift  $z = 7.09$  [2], and SDSS J0100 + 2802 at redshift  $z = 6.33$  [3], strongly supports the idea that supermassive black holes (SMBHs) with masses  $M \gtrsim 10^9 M_{\odot}$  exist in the early universe. At the same time, these observations raise questions about how SMBHs could be formed in less than a billion years after the big bang, as well as about their growth processes (see [4] for a recent review). A possible scenario to explain the origin of SMBHs is provided by the collapse of supermassive stars (SMSs) with masses  $\gtrsim 10^4 M_{\odot}$  to black holes (BHs) following their quasistationary cooling and contraction evolution epochs. These seed BHs, at large redshifts ( $z \sim 10\text{--}15$ ), could grow through accretion and mergers to become SMBHs [5–7]. An alternative scenario is the collapse of Population III (Pop III) stars with

$M \sim 100\text{--}500 M_{\odot}$  at  $z \sim 20$  (e.g., [5,8–11]). For less massive Pop III stars ( $140 M_{\odot} \lesssim M \lesssim 260 M_{\odot}$ ), the electron-positron pair instability would cause rapid stellar contraction and oxygen and silicon burning would produce sufficient energy to reverse the collapse and form pair-instability supernovae [12,13]. However, it is believed that with  $M > 260 M_{\odot}$ , nuclear burning is not powerful enough to overcome the implosion by the pair instability and the star would collapse to a BH (e.g., [12–15]). As pointed out in e.g., [16], a  $100 M_{\odot}$  seed BH that accretes at the Eddington limit with  $\sim 10\%$  radiative efficiency can grow to  $M_{\text{BH}} \gtrsim 10^9 M_{\odot}$  by  $z = 6.4$ , but only if the onset of accretion is at  $z > 20$ .

Idealized SMSs are objects supported dominantly by radiation pressure  $P_r$ , which can be well described by a  $\Gamma = 4/3$  adiabatic index, or an  $n = 3$  polytropic equation of state [17–19]. SMSs are likely to be highly spinning and turbulent viscosity induced by magnetic fields would keep

them in uniform rotation [20–23]. The critical configuration of a SMS at the mass-shedding limit along a quasistationary evolution sequence is set by the onset of a relativistic radial instability. It has been pointed out that the ratio of rotational kinetic energy and gravitational potential energy  $T/|W|$ , the compaction parameters  $R_p/M$ , where  $R_p$  is the polar radius, and the dimensionless spin  $J/M^2$  for this critical configuration are all independent of the initial mass [18]. Such universality also applies to the BH-disk parameters after collapse, as shown by analytic models and full general relativistic (GR) hydrodynamic simulations of marginally unstable, uniformly rotating SMSs spinning at the mass-shedding limit [24–27]. These have shown that the SMS remnant is a black hole surrounded by a massive, hot accretion torus. The remnant black hole has a mass  $M_{\text{BH}}$  of about  $\sim 90\%$  of the initial stellar mass  $M$  and spin  $a_{\text{BH}}/M_{\text{BH}} \sim 0.70\text{--}0.75$ . GRMHD simulations in which the SMS is threaded initially by a dynamically weak dipole magnetic field, either confined or not to the stellar interior, have shown that the above parameters remain basically unchanged. In the magnetized case, however, following the gravitational wave (GW) burst at collapse, the BH–accretion disk remnant gives rise to a magnetically confined jet with an outgoing electromagnetic (Poynting) luminosity  $L_{\text{EM}} \sim 10^{52\pm 1}$  erg/s, consistent with typical GRB luminosities [26,27]. This feature may explain the recent detection of high redshift ( $z \sim 5.3\text{--}8.0$ ) GRBs reported from the Burst Alert Telescope (BAT) on *Swift*. It may indicate that some metal-free Pop III stars could also be the engines that power long GRBs (see e.g., [28,29]), as they are at the epoch when Pop III stars reached formation peak (see e.g., [30,31]). The jets also exhibit universal characteristics independent of mass. We explained this universality [32] by an analytic model that estimates several key global parameters characterizing a BH–accretion disk remnant that launches a magnetically driven jet consistent with the Blandford-Znajek (BZ) mechanism [33]. The same universal model accounts for BH–disk systems formed either through compact binary mergers (i.e., neutron star or black hole–neutron star binary mergers, such as in [34,35], or massive star collapse as in [26,27].)

Some numerical simulations have shown that the gravitational collapse could be overcome by thermonuclear energy if the SMSs have non-zero metallicity. In [36] a series of nonrotating SMSs with different metallicity  $Z$  were studied analytically and numerically, and microphysical processes including electron-positron pairs, rapid proton capture and neutrinos loss were considered. They found that hydrogen burning by the CNO cycle would trigger the explosion with a metallicity as low as  $Z = 5 \times 10^{-3}$  and release  $2 \times 10^{56}\text{--}10^{57}$  erg of energy for stellar masses of  $10^5\text{--}10^6 M_{\odot}$ . It is also been found that the critical metallicity triggering the explosion increases with stellar masses. A similar result was found by [37], in which a nonrotating SMS with mass of  $\sim 5 \times 10^5 M_{\odot}$  would explode

if the metallicity is greater than  $7 \times 10^{-3}$ . Additionally, they discovered that the metallicity threshold is lowered to  $\sim 1 \times 10^{-3}$  if the stars are uniformly rotating. However, whether the massive stars could contain the threshold metallicity is questionable, especially for the first generation of stars born in metal-free regions. Although an 1D simulation of the evolution of Pop III SMSs by [11] has shown that a  $5 \times 10^4 M_{\odot}$  star could explode as a thermonuclear supernova powered by helium burning, various approximations assumed and grid limitations may have hindered the accuracy of the simulations.

Although numerical calculations obtained from strictly radiation-dominated  $n = 3$  SMS models provide promising observational suggestions, the approximation and simplification of the model may neither accurately describe a realistic progenitor, nor sufficiently display some important physical characteristics during the evolution. For example, SMSs also contain gas pressure  $P_g \ll P_r$ , which becomes increasingly important as the mass of the star decreases. This importance is reflected in the adiabatic index and polytropic index of the star. For a SMS with  $M \sim 10^5 M_{\odot}$  the effective adiabatic index is  $\Gamma = 1.339$  or  $n = 2.95$  while for  $M \sim 10^4 M_{\odot}$  these parameters are  $\Gamma = 1.345$  or  $n = 2.9$ . Both the critical configuration at the onset of collapse and the final BH-disk system following collapse are extremely sensitive functions of  $\Gamma - 4/3$  or  $n - 3$ , as we showed in [38]. Hence to reliably track the onset of instability and the fate of an unstable SMS with mass  $\lesssim 10^6 M_{\odot}$  it is necessary to simulate collapse from the critical configuration found for  $\Gamma > 4/3$ . We also note that recent GR semianalytic calculations and hydrodynamic simulations [39–41] suggest that the SMS in the nuclear burning phase may be better described by a polytropic EOS in the range  $2.95 \lesssim n \lesssim 3$ .

As a uniformly rotating SMS contracts during its quasistationary cooling phase, its angular velocity increases until reaching the maximally rotating (mass-shedding) limit. It will continue evolving along a mass-shedding sequence [18,41–43], as turbulent viscosity arising from magnetic field instabilities likely maintain uniform rotation. Nevertheless, two alternative situations might arise in principle. First, if the initial gaseous angular momentum is not sufficient prior to contraction, then it is possible that SMSs do not spin-up sufficiently to reach the mass-shedding limit when the radial-instability is triggered. Second, if magnetic effects are greatly suppressed, then uniform rotation would not be sustained by turbulent processes during the contraction phase and instead angular momentum would be conserved on each concentric cylindrical shell [44,45]. As a result, the SMSs would become differentially rotating, even if uniformly rotating initially [42]. Thus, simulating SMS collapse with the star rotating differentially is also of interest. GR hydrodynamic simulations of collapsing differentially rotating, radially unstable SMS models were performed first by [46], who found

the collapse to be similar to that of a uniformly rotating star. A differentially rotating,  $n = 3$  polytrope with a toroidal shape was studied in [47]. It was found that such an object is unstable to nonaxisymmetric modes and fragmentation occurs. Recently, the evolution has been extended to  $\Gamma \gtrsim 4/3$ ,  $n \lesssim 3$  SMS models where an initial  $m = 2$ -sinusoidal density perturbation triggered fragmentation that eventually formed a binary BH surrounded by a cloud of gas [48]. However, this simulation did not begin from an initially quasiequilibrium state. GRMHD simulations that incorporate magnetic fields have yet to be performed for this fragmentation scenario.

The aim of the paper is twofold. First, we extend our previous GRMHD calculations [27] of collapsing SMSs described by  $\Gamma = 4/3$ ,  $n = 3$  polytropes to  $\Gamma \gtrsim 4/3$ ,  $n \lesssim 3$  polytropes to treat lower mass models with gas pressure perturbations. We also consider the evolution of SMS models with different initial stellar rotation profiles. Our simulations might be useful for interpreting future coincident detections of GW bursts with electromagnetic (EM) counterpart radiation (multimessenger observations). Multimessenger signatures from the direct collapse of a SMS and the subsequent accretion epoch have not been explored to a great extent. The future detection of GW signals by detectors such as LISA [49,50], in coincident with GRBs at very high redshift, would provide evidence for the direct-collapse massive-star model for the seeds SMBHs. We also would like to verify the viability of the unified model presented in [32], which derives a direct relation between the EM signal strength and the BH-accretion disk parameters.

We find that the mass of the black hole remnant is between 90% and 99% of the initial mass of the SMS, depending sharply on  $\Gamma - 4/3$  or  $n - 3$  as well as on the initial rotation profile. The latter can affect the ram pressure produced by fall-back debris and the ultimate emergence of the jet. After  $t \sim 250\text{--}550M \approx 1 - 2 \times 10^3 (M/10^6 M_\odot)$  s following the appearance of the black hole horizon, an incipient jet is launched in the magnetized cases considered, and it is expected to last for  $\sim 10^4 - 10^5 (M/10^6 M_\odot)$  s, consistent with the duration of long gamma-ray bursts [51,52]. The outgoing electromagnetic Poynting luminosity driven by the jet is  $L_{\text{EM}} \sim 10^{51-53}$  erg/s. As we pointed out in [27], if 1%–10% of this power is converted into gamma rays, they can be detected potentially by *Swift* and Fermi [53]. Our results also suggest that the BZ mechanism powers the incipient jet. We find that the estimates provided by our unified model in [32] are consistent with our numerical results within an order of magnitude. Finally, we also diagnose the possibility of the quasi-periodic GW signature in the BH-disk system arising from the Papaloizou–Pringle Instability (PPI) [54] as suggested in [55]. However, we find that only the initial GW burst is appreciable and that no prominent signature of a PPI is found.

The paper is organized as follows. In Sec. II, we summarize analytic calculations which model SMSs with different characteristic masses and rotation profiles. In Sec. III, we discuss how the initial SMS models are implemented numerically. We also describe the numerical methods used, as well as a number of diagnostic quantities that we use to verify the reliability of our calculations. In Sec. IV we discuss our results and compare them with our analytic model in [32]. Finally, we summarize our conclusion and propose future work in Sec. V. Throughout the paper, we use geometrized units  $c = G = 1$  unless otherwise specified.

## II. ANALYTIC MODEL

In this section we review key features of analytic SMS models described by polytropes with different polytropic indices and rotation profiles. In Sec. II A, we show how the effective adiabatic (or polytropic) index of a SMS scales with mass when gas pressure perturbations are included along with the dominant radiative pressure. In Sec. II B, we describe the relation between angular velocity and the equatorial radius for uniformly rotating stars, and we give the differential rotation profile used in one of our numerical models.

### A. Characteristic masses

Containing both radiation and gas pressure, a highly convective core maintains constant entropy of the stellar interior [12,39]. Therefore, from the first law of thermodynamics, a SMS can be modeled approximately by a polytrope with  $P \propto \rho_0^\Gamma$ , where  $P$  is the pressure, and  $\rho_0$  is the rest-mass density,

$$\Gamma = \frac{4}{3} + \frac{\beta(4 + \beta)}{3(1 + \beta)(8 + \beta)} = \frac{4}{3} + \frac{\beta}{6} + \mathcal{O}(\beta^2), \quad (1)$$

and  $\beta \equiv P_g/P_r$  is the ratio between the gas and the radiation pressure (see, e.g., [12,39,41,56,57], also see Problem 17.3 in [58] and Problem 2.26 in [59]). For radiation-dominated stars,  $\beta \ll 1$  is directly related to the radiation entropy  $s_r$  and to the mass of a SMS. To lowest order, and assuming stars consist of hydrogen only, we have

$$\beta = \frac{8k_B}{s_r} = 8.485 \left( \frac{M}{M_\odot} \right)^{-1/2}, \quad (2)$$

where  $k_B$  is Boltzmann's constant. The relation between adiabatic index  $\Gamma$  and  $M$  to first order in  $\beta$  is

$$\Gamma - \frac{4}{3} \approx 1.414 \left( \frac{M}{M_\odot} \right)^{-1/2}, \quad (3)$$

or, in terms of polytropic index  $n \equiv 1/(\Gamma - 1)$

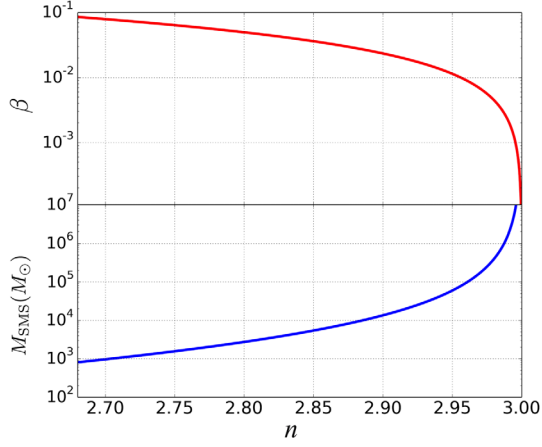


FIG. 1. Gas-to-radiation pressure ratio  $\beta$  (upper panel) and SMS mass (lower panel) as a function of polytropic index  $n$  using Eqs. (1) and (4). For  $n$  within the range where  $0 < \beta < 0.1$ , gas pressure is a small perturbation, yet the mass varies by orders of magnitude.

$$n \approx \frac{3}{1 + 4.242 \left(\frac{M}{M_\odot}\right)^{-1/2}}. \quad (4)$$

Figure 1 displays  $\beta$  and the mass of a SMS as a function of polytropic index  $n$  for  $0 < \beta < 0.1$ . As  $n$  decreases by a small amount, the resulting SMS mass drops by orders of magnitude. A more detailed analysis of  $\Gamma$  versus  $M$  considering different components of the plasma inside the star is proposed in [39], which is consistent with the analysis above.

### B. Rotation profiles

Full discussion of an uniformly rotating, pressure dominated SMS is contained in [60] and [38] in the Newtonian, Roche approximation. There it is shown that the angular frequency at the mass-shedding limit, where matter at the equator has no outward support from pressure but is instead supported exclusively by centrifugal forces and therefore follows a circular geodesic, satisfies

$$\Omega_{\text{shedd}} = \left(\frac{M}{R_{\text{eq}}^3}\right)^{1/2}, \quad (5)$$

where  $R_{\text{eq}}$  is the equatorial radius. Integrating the hydrostatic equilibrium equation for a spherical stellar model in the Newtonian limit, we obtain (see Eq. (4) in [38])

$$(n+1) \frac{P}{\rho} - \frac{M}{r} - \frac{1}{2} \Omega^2 r^2 \sin^2 \theta = H. \quad (6)$$

Here  $H$  is a constant of integration. The angular velocity of an uniformly rotating star less than the mass-shedding limit can be described by  $\Omega = \alpha \Omega_{\text{shedd}}$ , where  $\alpha$  is a spin-down factor that measures the deviation from the mass-shedding

limit. Equating the values of Eq. (6) calculated at the pole and the equator, and assume that  $R_{\text{pol}}$  of an uniformly rotating star is the same as the nonrotating case,<sup>1</sup> we find that the ratio between equatorial and polar radius of uniformly rotating Newtonian polytropes satisfies

$$\frac{\alpha^2}{2} \left(\frac{2}{3}\right)^3 \left(\frac{R_{\text{eq}}}{R_{\text{pol}}}\right)^3 - \left(\frac{R_{\text{eq}}}{R_{\text{pol}}}\right) + 1 = 0. \quad (7)$$

We treated the collapse of a uniformly rotating, marginally unstable SMS with  $n = 3$  at mass-shedding in [27]. For this case  $\alpha = 1$ , for which  $R_{\text{pol}} = 2R_{\text{eq}}/3$ . Here we consider the collapse of uniformly rotating, marginally unstable configurations with  $n = 2.9$  and  $n = 2.95$  at the mass-shedding limit  $\alpha = 1$ . We also treat a  $n = 2.9$  configuration at a smaller spin  $\alpha = 0.75$ . We choose the smaller  $n$  in part to explore the effects of gas-pressure perturbations and in part to evolve a configuration of smaller compaction and hence shorter dynamical and integration timescale. We use the approximate Newtonian model described above to provide input parameters for  $R_{\text{pol}}/R_{\text{eq}}$  for insertion in our relativistic equilibrium code [62–64] to build a stable, uniformly rotating star. Our numerical solution is more accurate than the approximate Newtonian Roche model described by Eq. (7), although the discrepancy is not large even in the most compact case. For example, for  $n = 2.9$  and  $R_{\text{pol}}/R_{\text{eq}} = 0.89$ , the numerically accurate GR value for  $\alpha$  is 0.75, while Eq. (7) gives 0.77.

We also consider a differentially rotating configuration at the onset of instability. It is defined by [46,48,65,66]

$$u^i u_\phi = \frac{R_{\text{eq}}^2}{9} (\Omega_c - \Omega), \quad (8)$$

in the relativistic regime, where  $\Omega = \Omega(\varpi)$  is the angular velocity of the fluid,  $\Omega_c$  is the angular velocity at the stellar center, and the  $u^i$  are 4-velocity components. In the Newtonian limit, Eq. (8) reduces to:

$$\Omega = \frac{\Omega_c}{1 + \frac{9\varpi^2}{R_{\text{eq}}^2}} \quad (9)$$

where  $\varpi^2 = x^2 + y^2$  is the distance from the rotation axis, with the center of mass at the origin.

### III. METHODS

In this section we begin with a summary of the numerical approach and code we employ for solving GRMHD equations. A detailed description can be found in [67,68]. In Sec. III B we describe our initial data. In particular, we discuss how we build our initial SMS models, including the

<sup>1</sup>This assumption was shown numerically to be very accurate, see e.g., [61].



TABLE I. Summary of initial star parameters. Nondimensional quantities which have been rescaled with the polytropic gas constant  $K$ , are denoted with a bar. In all the magnetized stars the magnetic-to-rotational-kinetic-energy ratio is 0.1. Columns show the polytropic index  $n = 1/(1 - \Gamma)$ , the characteristic mass  $M_\star$  for which this index is most appropriate, the central rest-mass density  $\bar{\rho}_{0,c}$ , the ADM mass  $\bar{M}_{\text{ADM}}$ , the polar-to-equatorial radius ratio  $R_p/R_{\text{eq}}$ , the equatorial radius  $R_{\text{eq}}$ , the dimensionless angular momentum  $J/M_{\text{ADM}}^2$ , the initial magnetic field configuration, the averaged magnetic field strength  $\langle B \rangle = \sqrt{8\pi\mathcal{M}/V_s}$ , where  $\mathcal{M}$  is the total magnetic energy and  $V_s = \int \sqrt{\gamma} d^3x$  is the initial proper volume of the star.

Case	$n$	$M_\star/M_\odot$	$\bar{\rho}_{0,c}$ <sup>a</sup>	$\bar{M}_{\text{ADM}}$ <sup>b</sup>	$R_p/R_{\text{eq}}$	$R_{\text{eq}}/M_{\text{ADM}}$	$J/M_{\text{ADM}}^2$	B-field	$\langle B \rangle \times (M/10^6 M_\odot)$
n3-HYD <sup>c</sup>	3	$\gtrsim 10^6$	$7.7 \times 10^{-9}$	4.57	0.67	625	0.96	None	0
n3-INT <sup>c</sup>	3	$\gtrsim 10^6$	$7.7 \times 10^{-9}$	4.57	0.67	625	0.96	Int.	$6.5 \times 10^6$ G
n3-EXTINT <sup>c</sup>	3	$\gtrsim 10^6$	$7.7 \times 10^{-9}$	4.57	0.67	625	0.96	Int.	$6.5 \times 10^6$ G
n295-EXTINT <sup>c</sup>	2.95	$\sim 10^5$	$1.04 \times 10^{-7}$	3.84	0.67	286	0.68	Int. + Ext.	$1.5 \times 10^7$ G
n29-HYD <sup>c</sup>	2.9	$\sim 10^4$	$5.66 \times 10^{-7}$	3.30	0.67	175	0.56	None	0
n29-INT <sup>c</sup>	2.9	$\sim 10^4$	$5.66 \times 10^{-7}$	3.30	0.67	175	0.56	Int.	$4.7 \times 10^7$ G
n29-EXTINT <sup>c</sup>	2.9	$\sim 10^4$	$5.66 \times 10^{-7}$	3.30	0.67	175	0.56	Int. + Ext.	$4.7 \times 10^7$ G
n29-EXTINT-0.75SPIN <sup>d</sup>	2.9	$\sim 10^4$	$2.6 \times 10^{-7}$	3.26	0.89	174	0.45	Int. + Ext.	$2.7 \times 10^7$ G
n29-EXTINT-DIFF <sup>e</sup>	2.9	$\sim 10^4$	$1.77 \times 10^{-7}$	3.88	0.67	170	1.48	Int. + Ext.	$1.6 \times 10^8$ G

<sup>a</sup> $\bar{\rho}_{0,c} = \rho_{0,c} K^n$ , where  $K = P/\rho_0^\Gamma$ ,  $\Gamma = 1 + \frac{1}{n}$  (for  $K$  in cgs units, see [58], Eq. 17.2.6).

<sup>b</sup> $\bar{M}_{\text{ADM}} = M_{\text{ADM}} K^{-n/2}$ .

<sup>c</sup>Uniformly rotating star spinning at the mass-shedding limit.

<sup>d</sup>Uniformly rotating star spinning at 75% of the mass-shedding limit.

<sup>e</sup>Differentially rotating star with the initial rotation profile given by Eq. (8).

initial rotation profile and the magnetic field configuration seeded in the SMS. In Sec. III C we review the resolution and grid structure used during the different epochs of the stellar evolution. Finally, in Sec. III D we describe our standard tools to diagnose the numerical simulations.

### A. Numerical setup

We use the moving-grid mesh refinement Illinois GRMHD code embedded in the CACTUS<sup>2</sup>/CARPET<sup>3</sup> infrastructure. The code has been extensively tested and used to study various scenarios, including magnetized compact object mergers and stellar collapse, leading to magnetized accretion disks and in some cases the formation of jets (see e.g., [27,68–70] and references therein).

The Illinois GRMHD code evolves the spacetime metric by solving Baumgarte–Shapiro–Shibata–Nakamura (BSSN) formulation of the Einstein’s equations [71,72], coupled to moving puncture gauge conditions [73,74] with the equation for the shift vector in first-order form (see e.g., [75,76]). Depending on the grid structure and system properties for the different cases, the shift parameter  $\eta$  is set between  $3.26/M$  and  $3.89/M$ , where  $M$  is the ADM mass of the system. The code solves the equations in a flux conservative formulation [see Eqs. (27)–(29) in [67]] via a high-resolution shock capturing method [77]. To guarantee that the magnetic field remains divergenceless, the code solves the magnetic induction equation by introducing a vector potential [see Eqs. (8)–(9) in [68]]. We adopt the generalized Lorenz gauge [68,78] to close Maxwell’s equations. This gauge is chosen

so that the development of spurious magnetic fields that arise due to interpolations across AMR levels can be avoided; for details see [68]. The GRMHD evolution equations are evolved by employing a  $\Gamma$ -law EOS,  $P = (\Gamma - 1)\epsilon\rho_0$ , where  $\Gamma \gtrsim 4/3$ , and  $\epsilon$  and  $\rho_0$  are the specific internal energy and the rest-mass density, respectively.

### B. Initial data

It is believed that SMSs form when colliding gas residing in metal-, dust-, and  $H_2$ -poor halos build up sufficient radiation pressure to inhibit fragmentation and the formation of small stars [79–82]. As thermal emission and turbulence driven by magnetic viscosity take place, the star shrinks and spins up to the mass-shedding limit [20,22,83]. It then evolves in a quasistationary manner until reaching the onset of relativistic radial instability and eventually collapses to form a seed of a SMBH [18]. It also has been argued, that massive stars with  $M \gtrsim 10^2 M_\odot$  and sufficiently low metallicity (Pop III stars) may be the progenitors of SMBHs, if mass-loss mechanisms such as nuclear-powered radial pulsations and the electron-positron pair instability on the main sequence are suppressed [84,85]. Here, we consider SMSs described by a marginally unstable polytrope spinning at the mass-shedding limit characterized by a polytropic index  $n = 2.95$  and  $n = 2.9$  (Table I). Compared to  $n = 3$  polytropes which better characterize SMSs with  $M \gtrsim 10^6 M_\odot$ , they correspond to SMSs with smaller characteristic mass of  $10^5 M_\odot$  and  $10^4 M_\odot$ , respectively, according to Eq. (4) and Fig. 1. In order to study the effects of the initial rotation profile, we model the uniformly rotating SMSs initial configuration at mass-shedding and with 0.75 of the

<sup>2</sup><http://www.cactuscode.org>.

<sup>3</sup><http://www.carpetcode.org>.

corresponding mass-shedding angular velocity. For the latter we set  $\alpha = 0.75$ , which gives  $R_{\text{pol}}/R_{\text{eq}} \approx 0.89$ . Finally we also consider differentially rotating stars with an initial rotation profile given by Eq. (8).

To determine the central density  $\rho_c$  of the marginally unstable stellar models spinning at the mass-shedding limit for a given polytropic index  $n$ , we solve Eqs. (17) and (18) along with the constraint in Eq. (19) in [38]. Note that the configurations described by such a soft EOS ( $n \approx 3$ ) are low compaction stars. Given the central density  $\rho_c$  and the above polar-to-equatorial radius ratio, we build the above rotating stellar configurations with the relativistic rotating star code described in [62–64].

To consider magnetized initial configurations as in [27], the stellar models are endowed with a dynamically unimportant magnetic field as follows:

- (i) Interior magnetic field case: The star is seeded with a dipole-like magnetic field generated by the vector potential [86]

$$A_\phi^{\text{int}} = A_b \varpi^2 \max(P - P_{\text{cut}}, 0)^{n_b}, \quad (10)$$

where  $A_b$ ,  $P_{\text{cut}}$ , and  $n_b$  are free parameters that determine the initial magnetic field strength, its confinement and its degree of central condensation. Following [27], we set  $P_{\text{cut}} = 10^{-4} P_{\text{max}}(0)$ , where  $P_{\text{max}}(0)$  is the initial maximum value of the pressure, and  $n_b = 1/8$ . In our models, we choose a value of  $A_b$  such as the magnetic-to-rotational-kinetic-energy ratio  $\mathcal{M}/T = 0.1$  (see Table I). As in standard hydrodynamic and MHD simulations, we add a tenuous constant-density atmosphere with small rest mass density  $\rho_{0,\text{atm}} = 10^{-10} \rho_{0,\text{max}}(0)$ , where  $\rho_{0,\text{max}}(0)$  is the maximum value of the rest mass density of the SMS, to cover the computational grid outside the star.

- (ii) Interior-exterior magnetic field case: The star is seeded with an interior and exterior dipole-like magnetic field generated by the vector potential [27]

$$A_\phi = e^{-(r/r_1)^{2p}} A_\phi^{\text{int}} + (1 - e^{-(r/r_1)^{2p}}) A_\phi^{\text{ext}}, \quad (11)$$

with

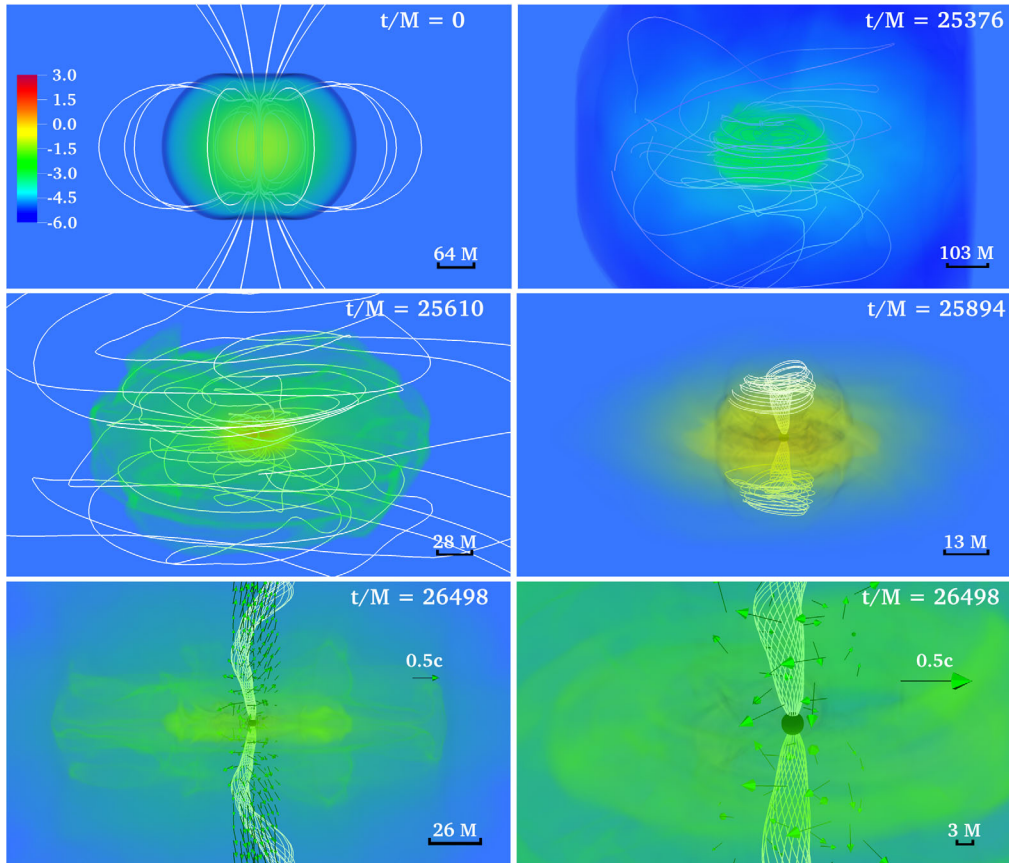


FIG. 2. 3D volume rendering of the rest-mass density normalized to its initial maximum value  $\rho_{0,\text{max}} = 1.66(M/10^6 M_\odot)^{-2} \text{ g cm}^{-3}$  at select times for the n29-EXTINT-DIFF case (see Table I). Solid lines indicate the magnetic field lines and arrows show plasma velocities with length proportional to their magnitude. The bottom left panel displays the collimated, helical magnetic field and outgoing plasma, whose zoomed-in view near the horizon is shown in the bottom right panel. Here  $M = 4.9(M/10^6 M_\odot) s = 1.47 \times 10^6 (M/10^6 M_\odot) \text{ km}$ .

$$A_{\phi}^{\text{ext}} = \frac{\pi \varpi^2 I_0 r_0^2}{(r_0^2 + r^2)^{3/2}} \left[ 1 + \frac{15 r_0^2 (r_0^2 + \varpi^2)}{8 (r_0^2 + r^2)^2} \right], \quad (12)$$

that corresponds to that generated by an interior current loop with radius  $r_0$  and current  $I_0$  [69,87]. Here,  $r^2 = \varpi^2 + z^2$  and the constant  $r_0$  is the radius of the current loop that generates the magnetic field in the stellar exterior. On the other hand, the free constant  $r_1$  controls the thickness of the transition region between the interior and exterior potentials. These parameters, along with the current loop  $I_0$  and the free parameter  $p$ , determine the strength of the magnetic field. Following [27], in all models listed in Table I we choose  $P_{\text{cut}} = 10^{-4} P_{\text{max}}$  and  $I_0 = 7.35 \times 10^{-3}$ . In the  $n = 3.0$  SMS model, we set  $r_0 \approx 2.2M$ , and  $r_1 \approx 240M$ . In the  $n = 2.95$  model, we set  $r_0 \approx 0.6M$ , and  $r_1 \approx 120M$ , and, finally, in the  $n = 2.9$  model, we set  $r_0 \approx 0.6M$ , and  $r_1 \approx 120M$ . In all cases we set  $p = 2$ . The above choices yield a magnetic field in the bulk of the star similar to that in the interior case [27]. Finally, we set an initial low and variable density atmosphere in the stellar exterior such that the gas-to-magnetic-pressure ratio is 0.01 which allows us to evolve reliably the magnetic field outside the star and mimic a force-free external environment [34,35]. The left top panel in Fig. 2 and the left column in Fig. 3 display the initial magnetic field configurations of the models listed (see Table I).

Since we are interested in the stellar collapse epoch and the subsequent evolution, we initially deplete the pressure by 1% as in [26,27] to trigger stellar collapse. Table I summarizes the key initial parameters of these models. Unless otherwise noted, the initial configuration corresponds to a uniformly rotating SMS spinning at the mass-shedding limit, close to the onset of general relativistic radial instability. So, for example, the model denoted as n29-EXTINT-DIFF corresponds to an  $n = 2.9$  differentially rotating star endowed with a magnetic field that extends from the stellar interior to the exterior, while the model denoted as n29-HYD corresponds to the  $n = 2.9$  uniform rotating star spinning at the mass-shedding limit without any magnetic field.

### C. Grid structure

During the collapse, the size of the star changes in many orders of magnitude from some hundreds of  $M$  to a few  $M$  (see Table I). Hence, to reliably evolve the SMS, high-resolution refinement levels need to be added on the base levels as the star size shrinks. Following [24,26,27], we begin the numerical evolution of the models listed in Table I with one set of five nested refinement levels centered at the star and differing in size and resolution by factors of two. Reflection symmetry across the equatorial plane is imposed to save computational resources. The resulting number of

grid points per level is  $N = N_x \times N_y \times N_z \geq 120^2 \times 60$ , where  $N_i$  is the number of grids points along the  $i$ -direction. During the evolution, a new refinement level is added each time the central density increases by roughly a factor of three. The new level has half the grid spacing of the previous innermost level with same number of grid points. Such a procedure is repeated five and six times for the  $n = 3$  purely hydrodynamic and GRMHD evolutions, respectively, and four times for the other cases (see Table II). The highest resolution on our grids is similar to that used in [26,27]. Note that the main purpose of applying higher resolution is to accurately evolve the low-density, force-free environments that emerge above the black hole poles.

### D. Diagnostics

During the evolution, we monitor the normalized Hamiltonian and momentum constraints calculated by Eqs. (40)–(43) in [88]. In all cases displayed in Table I, the constraint violations remain below  $\sim 0.01$  throughout the whole evolution. We use a modified version of the PSIKADELIA thorn to extract GWs using the Weyl scalar  $\Psi_4$  and computed the total energy radiated by gravitational waves; this routine uses a  $s = -2$  spin-weighted spherical harmonics decomposition (for details see [89]). To further validate our numerical results, we verify the conservation of the total mass  $M_{\text{int}}$  and the total angular momentum  $J_{\text{int}}$  computed through Eqs. (9)–(10) in [90], which coincides with the ADM mass only at spatial infinity. In all cases we find that both the interior mass and the interior angular momentum calculate at large but finite radius deviate from their initial values by  $\lesssim 1\%$ , which is mainly due to numerical dissipation. Notice that in the above calculation we take into account the energy and angular momentum carried away by gravitational radiation, which is  $\lesssim 10^{-4}\%$ , the mass and angular momentum loss through EM radiation, computed via Eq. (7) in [27], as well as the escaping matter, which computed as  $M_{\text{esc}} = \int_{-u_0 > 1} \rho_* d^3x$  with  $\rho_* = -n_\mu \rho_0 u^\mu$ , where  $\rho_0$ ,  $u^\mu$  and  $n_\mu$  are the rest-mass density, 4-velocity, and the future-directed unit normal to the time slice, respectively.

Finally, we use the AHFINDERDIRECT thorn [91] to locate the apparent horizon, as well as the isolated horizon formalism to estimate the spin and mass of the black hole via Eqs. (25) and (27) in [92].

## IV. RESULTS

### A. Overview

Following the initial pressure depletion, the bulk of our SMS models begin to undergo nearly homologous collapse. Regardless of the different characteristic masses (or polytropic index  $n$ ), the magnetic field configuration, or the stellar rotation law, the gas falls inward, forming a dense core that eventually collapses to a black hole. Following the



TABLE IV. Comparison of black hole and disk parameters from cases in Table III (bold) with the semianalytic and numeric results in previous studies for critical collapse at mass-shedding different EOS (characteristic mass) and magnetic fields. Here “H”, “I”, and “E + I” represent no magnetic field, interior magnetic field, and exterior plus interior magnetic field, respectively.

$n (M_\star)$	$M_{\text{BH}}/M$			$a_{\text{BH}}/M_{\text{BH}}$			$M_{\text{disk}}/M$		
	H	I	E + I	H	I	E + I	H	I	E + I
3.00 ( $\gtrsim 10^6 M_\odot$ )	0.89 <sup>a</sup>	0.95 <sup>b</sup>	<b>0.94</b>	0.60	0.70	<b>0.68</b>	11.0%	6.0%	<b>7.0%</b>
	0.87 <sup>c</sup>	0.95 <sup>d</sup>		0.71	0.68		13.0%	6.0%	
	0.90 <sup>e</sup>	<b>0.92</b>		0.75	<b>0.64</b>		10.0%	<b>6.0%</b>	
	0.90 <sup>f</sup>			0.70			7.0%		
2.95 ( $\sim 10^5 M_\odot$ )	0.97 <sup>a</sup>		<b>0.96</b>	0.52		<b>0.58</b>	2.9%		<b>3.0%</b>
2.90 ( $\sim 10^4 M_\odot$ )	0.99 <sup>a</sup>	<b>0.99</b>	<b>0.99</b>	0.45	<b>0.53</b>	<b>0.52</b>	1.1%	<b>1.1%</b>	<b>1.5%</b>
	0.99 <sup>g</sup>			0.53			1.4%		
	<b>0.99</b>			<b>0.53</b>			<b>1.4%</b>		

<sup>a</sup>Table 2 in [38], fully analytic.

<sup>b</sup>GRMHD simulation by [26] (model S1).

<sup>c</sup>Table 2 in [38], analytic, using critical configuration in [18].

<sup>d</sup>GRMHD simulation by [26] (model S2).

<sup>e</sup>GR hydrodynamic simulation by [24].

<sup>f</sup>GR hydrodynamic simulation by [26] (model S0).

<sup>g</sup>Table 2 in [63] by setting  $R_p/R_e \approx 2/3$ .

the remnant black hole-disk will depend on the initial rotation law profile of the SMS [42,44,45,95]. Figure 4 displays the evolution of the mass and the spin of the black hole remnant, as well as the rest mass fraction  $M_0$  outside the AH computed as  $M_0 = \int \rho_* d^3x$  for models listed in Table I. Here we focus on the three different  $n = 2.9$  SMS models that: (a) uniformly rotate at the mass-shedding limit, (b) uniformly rotate at 75% of the mass-shedding limit, and (c) differentially rotate with an initial rotation profile given by Eq. (8).

Following the initial pressure depletion, the SMS models contract and form a central dense core that undergoes collapse. Unlike the uniform rotation models, in which an AH forms approximately at  $t \lesssim 6600M \sim 3.2 \times 10^4 (M/10^6 M_\odot)$  s, the differential rotation profile provides centrifugal support against collapse. However, over a secular time  $t \lesssim 2 \times 10^4 M \sim 10^5 (M/10^6 M_\odot)$  s, turbulent viscosity (in our case magnetic viscosity) transports the angular momentum outward pushing out the external layers of the star and driving the inner core toward uniform rotation. As the total rest mass of the core exceeds the maximum value allowed by uniform rotation, it eventually collapses. The black hole horizon appears by around  $t \approx 2.6 \times 10^3 M \sim 1.3 \times 10^5 (M/10^6 M_\odot)$  s, which is similar to that in the case of a less centrally condensed  $n = 3$  SMS (see Table III). The bottom panel of Fig. 4 shows the fraction of the rest mass that wraps around the black hole to form the accretion disk. Notice that in the differentially rotating case about  $\sim 18\%$  of the initial rest mass of the star forms the disk, while only  $\sim 1\%$  and  $\sim 0.3\%$  of the rest mass contributes to the disk in the uniformly rotating mass-shedding case, and in the  $\alpha = 0.75$ -uniformly rotating case, respectively.

## D. Effects of the magnetic field: Jets

During stellar contraction and black hole formation, the magnetic field winds up, causing the magnetic pressure to grow. A reverse shock pushes away material that is tied to the disk via the frozen-in magnetic field lines, producing a strong poloidal magnetic field, as shown in the right-middle panel of Fig. 2. As pointed out in [27,34], the conversion of poloidal to toroidal flux via magnetic winding produces large magnetic pressure gradients above the BH that eventually launches a strong outflow sustained by helical magnetic fields (see the bottom panel of Fig. 2). In the following we summarize additional differences in the evolution of the models listed in table I.

### 1. Models spinning at the mass-shedding limit

Except for n29-INT, in which we do not observe any indication of jet formation, the early evolution and outcome of the uniform rotating SMSs spinning at the mass-shedding limit is similar (see the first three panels of Fig. 3); at about  $t - t_{\text{BH}} \approx 250 - 550M \sim 1.2 - 2.7 \times 10^3 (M/10^6 M_\odot)$  s an incipient jet is launched following the growth of magnetic pressure gradients above the black hole poles (for details see Table III). As is shown in Fig. 5, the accretion rate in all these cases settles to roughly  $\sim 1M_\odot/s$  by about  $t - t_{\text{BH}} \sim 1.8 \times 10^3 M \sim 8.8 \times 10^3 (M/10^6 M_\odot)$  s, at which the mass of the disk is  $M_{\text{disk}} \sim 1.5 - 7.0 \times 10^4 (M/10^6 M_\odot) M_\odot$ . Hence, the duration of the jet is  $\Delta t = M_{\text{disk}}/\dot{M} \sim 1.8 - 7.2 \times 10^4 (M/10^6 M_\odot)$  s, consistent with estimates of ultra-long gamma-ray bursts (ULGRBs) duration in [96,97]. To verify that the BZ mechanism is operating in our systems, we compare the Poynting luminosity  $L_{\text{EM}}$



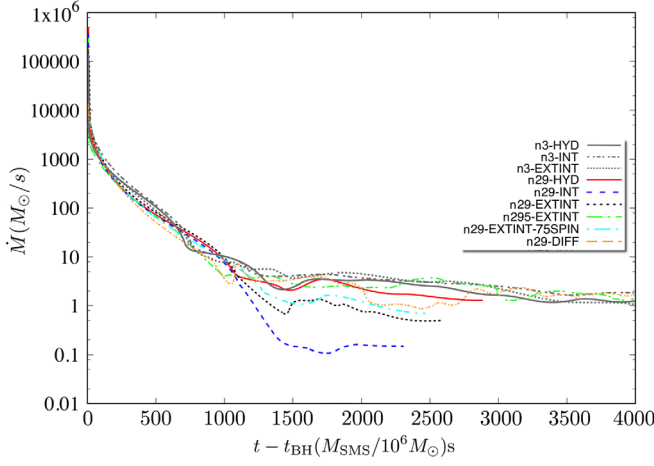


FIG. 5. Rest mass accretion rate  $\dot{M}$  vs time for cases listed in Table I. Notice that the time has shifted to the black hole formation time and it is normalized to  $(M/10^6 M_\odot)$ .

computed through Eq. (7) in [27] with the expected EM power generated by BZ [33],

$$L_{\text{BZ}} \approx 10^{51} \left( \frac{a/M_{\text{BH}}}{0.75} \right)^2 \left( \frac{M_{\text{BH}}}{10^6 M_\odot} \right)^2 \left( \frac{B_{\text{BH}}^{\text{pole}}}{10^{10} \text{G}} \right)^2 \text{ erg/s.} \quad (13)$$

As in [27], the magnetic field  $B_{\text{BH}}^{\text{pole}}$  is computed as a space- and time-averaged value of the field in a cubical region with a side of length  $2r_{\text{BH}}$ , where  $r_{\text{BH}}$  is the radius of the AH, just above the black hole poles over the last  $t \approx 200M \sim 1000(M/10^6 M_\odot)$  s after the jet is well-developed. As it is displayed in Fig. 6, the outgoing electromagnetic Poynting luminosity passing through a sphere with coordinate radius  $R_{\text{ext}} = 100M \sim 1.4 \times 10^8 (M/10^6 M_\odot)$  km is  $L_{\text{EM}} \approx 10^{51} - 10^{52}$  erg/s, roughly consistent with the expected BZ value. We also compute the ratio of the angular frequency of the magnetic field lines to the black hole angular frequency  $\Omega_F/\Omega_H$  in magnetically dominated regions above the black hole poles (see Eq. (9) in [27]). We find that in these cases the ratio is  $\Omega_F/\Omega_H \approx 0.2 - 0.4$ . Deviations from the expected split-monopole force-free magnetic field configuration value  $\Omega_F/\Omega_H = 0.5$  [98] are expected due to differences in the field topology and other numerical artifacts (see e.g., [34,35]). The helical structure of the polar B-field and the collimation of the outflow further suggest that the BZ mechanism is operating in our simulations.

The lack of an incipient jet in the n29-INT model might be due to the fact that during the stellar collapse, the black hole swallows almost the entire star, leaving only  $\sim 1\%$  of the rest mass of the SMS as a disk. During that process, the highly magnetized layers of the SMSs are captured, leaving only the very outer layers, which are weakly magnetized, to form the remnant disk. By contrast, the outer layer in the remnant disk in the n29-EXTINT model is highly

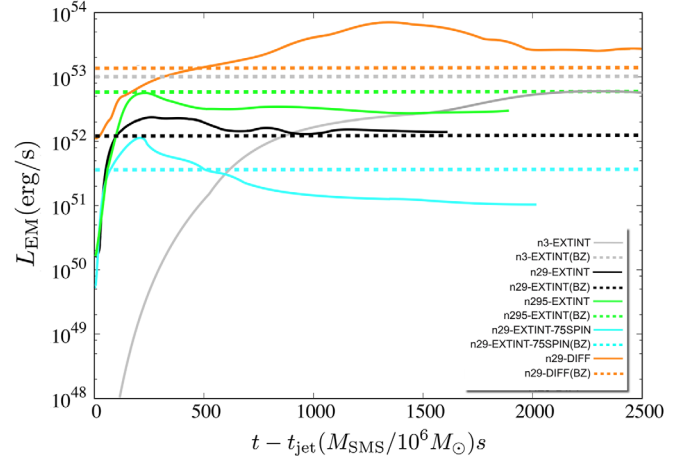


FIG. 6. Evolution of the electromagnetic Poynting luminosity  $L_{\text{EM}}$  crossing a sphere at coordinate radius  $R_{\text{ext}} = 100M - 175M \sim 1.4 - 2.4 \times 10^8 (M/10^6 M_\odot)$  km for all SMS models seeded with an external-interior magnetic field configuration (see Table I). Horizontal dashed lines indicate the expected BZ values computed via Eq. (13). Here  $t_{\text{jet}}$  is the time at which the jet front has reached  $\sim 100M$  above the black hole pole.

magnetized. Following the collapse, we find that the magnetic field strength above the black hole poles is  $\lesssim 10^8 (10^6 M_\odot/M)$  G in the n29-INT model case, while in the n29-EXTINT case it approaches  $\sim 10^{10} (10^6 M_\odot/M)$  G. As it has been pointed out in [27], the other significant difference is that configurations in which the magnetic field extends from the stellar interior to its exterior mimic a force-free environment more accurately, and as a result it is easier for the magnetic pressure to overcome the plasma ram pressure because of less baryon loading. Following the appearance of an apparent horizon, we trace the plasma parameter  $b^2/2\rho_0 = B^2/(8\pi\rho_0)$  (where  $B$  is the comoving magnetic field strength) in a cubical region above the black hole poles. This parameter measured the degree to which the region above the BH poles is force-free. Values larger than  $\sim 1 - 10$  are required to launch a jet. We observe that in the n29-INT model, the plasma parameter rapidly settles down to  $\sim 10^{-5}$ , while in the other cases it reaches values larger than 25 (see Table III). As we have seen in [27], because of the weakly magnetized outer layer, it takes twice as long for the n3-INT cases to build up the jet than n3-EXTINT, which might also be true for  $n = 2.9$  cases. However, the computational resources required for this is overly expensive.

## 2. Model spinning at half of the mass-shedding limit

The evolution and final outcome of the uniformly rotating SMS spinning at half of the mass-shedding limit is qualitatively the same as those at the mass-shedding limit (see bottom panel of Fig. 3). Following pressure depletion, the star shrinks and forms a central core that undergoes collapse. A black hole horizon appears about  $t_{\text{BH}} = 6.5 \times 10^3 M \sim 3.25 \times 10^4 (M/10^6 M_\odot)$  s, slightly

later than in the mass-shedding limit case, because this SMS model is a less compact than the previous cases (see Table I). Due to less centrifugal force, during the first episode of high accretion the star is rapidly swallowed by the black hole, leaving only a tiny cloud of magnetized gas consisting of only  $\sim 0.3\%$  of the rest mass of the star (see bottom panel of Fig. 4). Following the high accretion episode, the remnant magnetic field lines wind up, and around  $t_{\text{BH}} \approx 340 \sim 1.2 \times 10^3 (M/10^6 M_\odot)$  s the system launches a jet. The accretion rate settles down to  $1.5 M_\odot/s$  and, therefore the disk is expected to last for an accretion time  $t = M_{\text{disk}}/\dot{M} \sim 1 \times 10^4 (M/10^6 M_\odot)$  s. These numbers once again are consistent with observations of ULGRBs [96,97]. Once the jet is well-developed, the time-averaged Poynting luminosity over the last  $200M \sim 10^3 (M/10^6 M_\odot)$  s crossing a sphere at coordinate radius  $R_{\text{ext}} = 100M \sim 1.4 \times 10^8 (M/10^6 M_\odot)$  km is  $L_{\text{EM}} \approx 10^{51.5}$  erg/s, roughly consistent with the expected BZ luminosity (see Fig. 6). At this time, the force-free parameter has reached a value of  $b^2/(2\rho_0) \sim 60$ . As it can be seen in Eq. (13), a lower luminosity for this case is expected according to Eq. (13) because of the lower spin.

### 3. Differentially rotating model

As already mentioned, differential rotation provides a centrifugal barrier to collapse. However, redistribution of angular momentum occurs due to magnetic winding, followed by transport by turbulent viscosity arising from MRI. Viscosity drives the external layers of the SMS outward and the inner core toward uniform rotation (see top right panel of Fig. 2) allowing the inner core to collapse. At around  $t_{\text{BH}} = 2.5 \times 10^4 M \sim 1.3 \times 10^5 (M/10^6 M_\odot)$  s a black hole forms surrounded by a denser, highly spinning, magnetized cloud of gas (see middle panels of Fig. 2). Unlike the previous  $n = 2.9$  models, differential rotation prevents not only the outermost layers of the star to be accreted onto the black hole, but also some of the inner and more magnetized layers. We find that the average magnetic field strength at the pole is  $\sim 10^{11} (10^6 M_\odot/M)$  G. The incipient jet is launched at  $t_{\text{BH}} \approx 286.2M \sim 1.4 \times 10^3 (M/10^6 M_\odot)$  s, i.e., approximately at the same time as in the previous cases (see bottom panels of Fig. 2). Following the black hole formation, we observe that the plasma parameter grows rapidly and reaches values of  $b^2/2\rho_0 \gtrsim 100$ . Note that, as it has been previously discussed in [34,35], our numerical approach may be not reliable for higher values of the plasma parameter ( $\gtrsim 200$ ), but the growth of magnetization in the funnel is robust, and thus is the magnetically sustained outflow. Finally, the outgoing Poynting luminosity compute is  $L_{\text{EM}} \approx 10^{53.5}$  erg/s, consistent with the BZ mechanism (see Fig. 6). At late times the accretion rate settles down to  $\sim 2.0 M_\odot/s$ . The jet duration is thus  $t \sim 9.0 \times 10^4 (M/10^6 M_\odot)$  s (see Table III), again

consistent with ULGRBs observations, which may have Pop III stars as progenitors [99,100].

### E. Comparison with the unified analytic model

Spinning black holes immersed in magnetized accretion disks that launch collimated jets confined by helical magnetic fields from their poles were found via our numerical simulations to be the outcomes of three different scenarios: binary black hole-neutron star mergers [34], binary neutron star mergers [35] and SMS collapse [27]. Surprisingly, while these all represent very different scenarios involving objects spanning a huge range of masses, length and timescale, the final quasistationary Poynting luminosities from the jets and the mass accretion rates onto the black holes were all within a few magnitudes of each other! This finding was recently explained by a simple analysis [32] where we showed that all the results could be understood in terms of the following universal relations:

$$L_{\text{BZ}} \sim \frac{1}{10} \left( \frac{M_{\text{disk}}}{M_{\text{BH}}} \right) \left( \frac{M_{\text{BH}}}{R_{\text{disk}}} \right)^3 \left( \frac{a}{M_{\text{BH}}} \right)^2 [\mathcal{L}_0] \\ \sim 10^{52 \pm 1} \text{ erg s}^{-1} \quad (14)$$

$$\dot{M}_{\text{BH}} \sim \left( \frac{M_{\text{disk}}}{M_{\text{BH}}} \right) \left( \frac{R_{\text{BH}}}{R_{\text{disk}}} \right)^3 [\dot{\mathcal{M}}_0] \\ \sim 0.1 - 10 M_\odot \text{ s}^{-1} \quad (15)$$

where  $\mathcal{L}_0 \equiv c^5/G = 3.6 \times 10^{59} \text{ erg s}^{-1}$  and  $\dot{\mathcal{M}}_0 \equiv c^3/G = 2.0 \times 10^5 M_\odot \text{ s}^{-1}$ . Table V shows a comparison with these model predictions. We find that in within one order of magnitude, the model is consistent with the numerical results reported in this paper. Therefore, it provides another proof that the EM mechanism running in our cases is mainly based on the BZ mechanism, on which the analysis in [32] is based, and it indicates the universality of the EM luminosity from these different scenarios. Additionally, the EM signatures obtained from our models indicate consistency with the spectroscopic measurements from a recent survey of short and long GRBs [101].

### F. GW signals and PPI in the BH-disk system

To extract the gravitational wave, we project the Weyl scalar  $\Psi_4$  onto different extraction spheres with radii from  $R_{\text{ext}} \sim 100M$  to  $400M$ , and describe its angular dependence in terms of  $s = -2$  spin-weighted spherical harmonics (see Eqs. (3.5) and (3.6) in [89]). Figure 7 shows the dominant mode ( $l = 2, m = 0$ ) of the expansion coefficient  $\Psi_4(t, r)$  at an extraction radius  $R_{\text{ext}} \sim 100M$  for all cases with interior and exterior B-fields. We find that the peak amplitudes of  $\Psi_4$  for all the cases are between 0.5 – 0.8 times that of the  $n = 3$  cases, decreasing with decreasing  $n$ . The reason is that critical configurations with smaller  $n$  have larger compaction, hence they acquire a smaller infall

TABLE V. Order of magnitude comparison of simulation results with the unified model of [32].

Case	$\rho M_{\text{BH}}^2$		$B_{\text{p}}^2 M_{\text{BH}}^2$		$\dot{M}_{\text{eq}} (M_{\odot}/\text{s})$		$\tau_{\text{disk}}/M_{\text{BH}}$		$L_{\text{EM}} (\text{erg/s})$		
	Model <sup>a</sup>	Simulations	Model <sup>a</sup>	Simulations	Model <sup>a</sup>	Simulations	Model <sup>a</sup>	Simulations	Model <sup>a</sup>	Model BZ <sup>b</sup>	Simulations
n3-HYD	$10^{-7}$	$10^{-7}$	...	...	$10^0$	$10^0$	$10^5$	$10^5$	...	...	...
n3-INT	$10^{-7}$	$10^{-7}$	$10^{-6}$	$10^{-6}$	$10^0$	$10^0$	$10^5$	$10^5$	$10^{52}$	$10^{52}$	$10^{51}$
n3-EXTINT	$10^{-8}$	$10^{-8}$	$10^{-6}$	$10^{-6}$	$10^0$	$10^0$	$10^5$	$10^5$	$10^{52}$	$10^{53}$	$10^{53}$
n295-EXTINT	$10^{-7}$	$10^{-6}$	$10^{-6}$	$10^{-6}$	$10^0$	$10^0$	$10^4$	$10^4$	$10^{52}$	$10^{52}$	$10^{52}$
n29-HYD	$10^{-9}$	$10^{-9}$	...	...	$10^0$	$10^0$	$10^5$	$10^3$	...	...	...
n29-INT	$10^{-8}$	$10^{-6}$	$10^{-6}$	$10^{-7}$	$10^0$	$10^{-1}$	$10^4$	$10^5$	$10^{51}$	$10^{51}$	$10^{50}$
n29-EXTINT	$10^{-8}$	$10^{-7}$	$10^{-6}$	$10^{-7}$	$10^0$	$10^0$	$10^4$	$10^4$	$10^{52}$	$10^{52}$	$10^{52}$
n29-EXTINT-0.75SPIN	$10^{-8}$	$10^{-7}$	$10^{-8}$	$10^{-7}$	$10^{-1}$	$10^0$	$10^3$	$10^2$	$10^{51}$	$10^{51}$	$10^{52}$
n29-EXTINT-DIFF	$10^{-8}$	$10^{-8}$	$10^{-7}$	$10^{-7}$	$10^1$	$10^0$	$10^6$	$10^6$	$10^{53}$	$10^{53}$	$10^{54}$

<sup>a</sup>Use Eqs. (9–12) and (17) in [32].

<sup>b</sup>Use Eq. (13).

speed at collapse. The oscillation period of this mode in all cases resembles the  $n = 3$  waveform ( $f \sim 15(10^6 M_{\odot}/M)/(1+z)$  mHz) and both amplitude and frequency are consistent with the results obtained from the axisymmetric SMS collapse reported in [102]. Therefore, analogous to the discussion of detectability for the  $\Gamma = 4/3$  cases in [27], it is expected that GW detectors most sensitive to the  $10^{-3} - 10^{-1}$  Hz band (e.g., LISA and DECIGO) are able to observe the GW signals from such systems [103–105]. It was suggested by [55] that a detectable, quasiperiodic post-collapse signal might arise from the BH-disk system due to the growth of the  $m = 1$  nonaxisymmetric

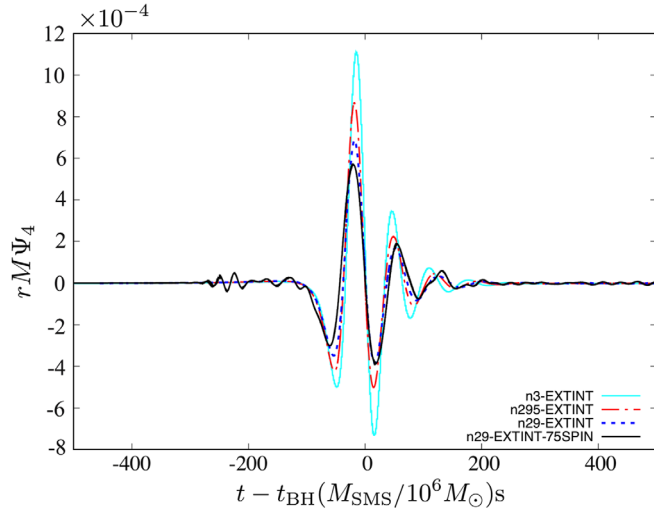


FIG. 7. Real part of the  $(l, m) = (2, 0)$  mode of  $\Psi_4$  as a function of  $t - t_{\text{BH}}$  for the cases with interior and exterior B-field at an extraction radius  $R_{\text{ext}} \sim 100M$ . The cyan curve represents the n3-EXTINT case displayed in [27]. Cases with other B-field configurations share similarity with their counterparts in the figure.

Papaloizou-Pringle instability (PPI). However, we find that compared to the  $(l, m) = (2, 0)$  mode, all nonaxisymmetric modes are significantly smaller. This suggests that no pronounced and sustained oscillatory waveform is produced in this system, in contrast to Fig. (3) in [55]. Therefore, PPI and its associated GW signal do not arise in our simulations. The reason that the instability is absent could be either that the BH-disk system is stable with respect to PPI even in the absence of a magnetic field, or that the instability is suppressed by the magnetic fields and the development of MRI [106]. To address this question we compute the specific angular momentum profile  $j = u^l u_{\phi}$  versus  $r$  in the equatorial plane. If  $\Omega \sim r^{-q}$ , then in the Newtonian limit,

$$j \sim \Omega r^2 \sim r^{2-q}, \quad (16)$$

in which case we know that the disk in the absence of magnetic fields is unstable whenever  $q > \sqrt{3}$  or  $2 - q < 0.27$  [107]. We find that for nonmagnetized cases, our post-collapse quasiequilibrium disks satisfy  $2 - q \sim 0.33 - 0.35$ , which suggests that the disks are stable, even in the absence of magnetic fields. Furthermore, disks formed by collapsing magnetized models result in  $2 - q \sim 0.47 - 0.55$ , in which case the disk stability with respect to PPI may be enhanced by the magnetic field [106].

## V. SUMMARY AND CONCLUSIONS

In this work, we extended our earlier calculations [27] of the magnetorotational collapse of SMSs in which an extraction radiation pressure alone is present ( $\Gamma = 4/3$ , or  $n = 3$ ). Such a model applies to SMSs with  $M \gtrsim 10^6 M_{\odot}$ . Hence we have performed full GRMHD simulations of collapsing SMSs with masses  $\gtrsim 10^4 - 10^5 M_{\odot}$  for which gas pressure represents a significant perturbation [12,94,102].

We considered stellar models described by a polytropic EOS with  $\Gamma \gtrsim 4/3$ , or equivalently  $n \lesssim 3$ , which effectively incorporates a gas pressure perturbation. Such a model also crudely describes massive Pop III stars. We also studied the impact of the initial stellar rotation profile and the initial magnetic field configuration on the final outcome of the SMS remnant. To be consistent with our previous study [27], we set the initial magnetic-to-rotational-kinetic energy to 0.1.

We focus on uniformly rotating configurations spinning at mass-shedding and on the verge of collapse due to a relativistic radial instability. For uniformly rotating cases, the evolution process is similar to the  $n = 3$  cases presented in [27] with the same initial magnetic field configuration. For smaller characteristic masses (smaller  $n$ ), the stars collapse in a shorter period. The outcome in all cases is a spinning black hole surrounded by an accretion disk. For smaller initial  $n$  and thus smaller  $M$ , the BH has a greater  $M_{\text{BH}}/M$  and thus a smaller  $M_{\text{disk}}/M$ , and a smaller  $a_{\text{BH}}/M_{\text{BH}}$ . All the black hole parameters are consistent with various previous semianalytic and numerical studies in [18,24,26,38,63]. For SMSs with  $M \gtrsim 10^6 M_{\odot}$ , the ratios  $M_{\text{BH}}/M$ ,  $a_{\text{BH}}/M_{\text{BH}}$  and  $M_{\text{disk}}/M$  are universal numbers independent of mass [25]:  $M_{\text{BH}}/M \approx 0.9$ ,  $a_{\text{BH}}/M_{\text{BH}} \approx 0.75$  and  $M_{\text{disk}}/M \approx 0.1$ . Furthermore, for all magnetized cases, the final  $\dot{M}_{\text{BH}}$  is roughly the same ( $\sim 0.1 - 1 M_{\odot}/\text{s}$ ) as is the Poynting luminosity ( $L_{\text{EM}} \sim 10^{52 \pm 1}$  erg/s), independent of  $M$ . These are consistent with the  $n = 3$  cases and with the unified analytic model in [32].

For the cases with reduced spin  $\Omega = 0.75\Omega_{\text{shedd}}$ , we found that almost all the matter falls into the black hole, with only  $\sim 0.3\%$  of the total mass remaining to form the disk. Correspondingly,  $L_{\text{EM}}$  is approximately one order of magnitude smaller than its uniformly rotating counterpart. On the contrary, the collapse of a differentially rotating star results in a massive disk with  $M_{\text{disk}}/M \sim 0.18$  and the highest luminosity  $L_{\text{EM}} \sim 10^{53.5}$  erg/s.

We find that all appreciably magnetized disks launch incipient jets. We confirm the likelihood that the BZ mechanism generates the Poynting luminosity in the jets. The gravitational waveforms for  $n \lesssim 3$  show strong resemblance to their  $n = 3$  counterparts. It is thus expected that

GW detectors like LISA and DECIGO are capable of observing the GW signals from such events [27]. The specific angular momentum profiles in the post-BH disk show that the disk is stable with respect to PPI even without the magnetic field, and such stability is probably strengthened in presence of the magnetic field. Additionally, the magnitude of the Poynting luminosity, which is insensitive to the stellar mass  $M$ , suggests that detecting the EM counterpart radiation from magnetized, massive, stellar collapses by GRB detectors like *Fermi* and *Swift* is quite feasible [108,109]. Therefore, the study of and search for SMSs or massive Pop III stars could provide a promising avenue for advancing multimessenger astronomy research.

An extensive survey of different rotation profiles is clearly needed to strengthen our conclusion [e.g., Eq. (14)] regarding the EM luminosity in the case of differentially rotating stars. However, the results reported here, along with the simulations of supermassive black holes surrounded by accretion disk in [110], the simulations of black hole-neutron star mergers in [34], and those of binary neutron star mergers [35] suggest that indeed there may be a narrow range of expected EM luminosity in accord with Eq. (14) and the analysis in [32].

## ACKNOWLEDGMENTS

We thank V. Paschalidis for useful discussions, and the Illinois Relativity Group REU team (E. Connelly, J. Simone and I. Sultan) for visualization assistance. This work has been supported in part by National Science Foundation (NSF) Grants No. PHY-1602536 and No. PHY-1662211, and NASA Grant No. 80NSSC17K0070 at the University of Illinois at Urbana-Champaign. This work made use of the Extreme Science and Engineering Discovery Environment (XSEDE), which is supported by National Science Foundation Grant No. TG-MCA99S008. This research is part of the Blue Waters sustained-petascale computing project, which is supported by the National Science Foundation (Grants No. OCI-0725070 and No. ACI-1238993) and the State of Illinois. Blue Waters is a joint effort of the University of Illinois at Urbana-Champaign and its National Center for Supercomputing Applications.

- 
- [1] E. Bañados, B. P. Venemans, C. Mazzucchelli, E. P. Farina, F. Walter, F. Wang, R. Decarli, D. Stern, X. Fan, F. Davies *et al.*, *Nature (London)* **553**, 473 (2018).  
 [2] D. J. Mortlock *et al.*, *Nature (London)* **474**, 616 (2011).  
 [3] X.-B. Wu, F. Wang, X. Fan, W. Yi, W. Zuo, F. Bian, L. Jiang, I. D. McGreer, R. Wang, J. Yang *et al.*, *Nature (London)* **518**, 512 (2015).

- [4] A. Smith, V. Bromm, and A. Loeb, *Astron. Geophys.* **58**, 3.22 (2017).  
 [5] M. J. Rees, *Annu. Rev. Astron. Astrophys.* **22**, 471 (1984).  
 [6] M. C. Begelman, M. Volonteri, and M. J. Rees, *Mon. Not. R. Astron. Soc.* **370**, 289 (2006).  
 [7] M. C. Begelman, *Mon. Not. R. Astron. Soc.* **402**, 673 (2010).



- [8] P. Madau and M. J. Rees, *Astrophys. J.* **551**, L24 (2001).
- [9] M. Volonteri, *Astron. Astrophys. Rev.* **18**, 279 (2010).
- [10] T. Karlsson, V. Bromm, and J. Bland-Hawthorn, *Rev. Mod. Phys.* **85**, 809 (2013).
- [11] K.-J. Chen, A. Heger, S. Woosley, A. Almgren, D. J. Whalen, and J. L. Johnson, *Astrophys. J.* **790**, 162 (2014).
- [12] R. Bond, W. D. Arnett, and B. J. Carr, *Astrophys. J.* **280**, 825 (1984).
- [13] A. Heger and S. E. Woosley, *Astrophys. J.* **567**, 532 (2002).
- [14] G. Rakavy, G. Shaviv, and Z. Zinamon, *Astrophys. J.* **150**, 131 (1967).
- [15] S. E. Woosley, in *Saas-Fee Advanced Course 16: Nucleosynthesis and Chemical Evolution*, edited by J. Audouze, C. Chiosi, and S. E. Woosley (Geneva Observatory, Sauverny, Switzerland, 1986), p. 1.
- [16] M. A. Alvarez, J. H. Wise, and T. Abel, *Astrophys. J.* **701**, L133 (2009).
- [17] S. L. Shapiro and S. A. Teukolsky, *Astrophys. J.* **234**, L177 (1979).
- [18] T. W. Baumgarte and S. L. Shapiro, *Astrophys. J.* **526**, 941 (1999).
- [19] M. Saijo, T. W. Baumgarte, S. L. Shapiro, and M. Shibata, *Astrophys. J.* **569**, 349 (2002).
- [20] E. Bañados B. P. Venemans, C. Mazzucchelli, E. P. Farina, F. Walter, F. Wang, R. Decarli, D. Stern, X. Fan, F. B. Davies, J. F. Hennawi, R. A. Simcoe, M. L. Turner, H.-W. Rix, J. Yang, D. D. Kelson, G. Rudie, and J. M. Winters, *Nature (London)*, **553**, 473 (2018).
- [21] R. V. Wagoner, *Annu. Rev. Astron. Astrophys.* **7**, 553 (1969).
- [22] Y. B. Zel'dovich and I. D. Novikov, *Relativistic Astrophysics, Vol. 1: Stars and Relativity* (University of Chicago Press, Chicago, 1971).
- [23] S. L. Shapiro, *Astrophys. J.* **544**, 397 (2000).
- [24] M. Shibata and S. L. Shapiro, *Astrophys. J. Lett.* **572**, L39 (2002).
- [25] S. Shapiro and M. Shibata, *Astrophys. J.* **572**, L39 (2002).
- [26] Y. T. Liu, S. L. Shapiro, and B. C. Stephens, *Phys. Rev. D* **76**, 084017 (2007).
- [27] L. Sun, V. Paschalidis, M. Ruiz, and S. Shapiro, *Phys. Rev. D* **96**, 043006 (2017).
- [28] GRB 140304A data, [http://swift.gsfc.nasa.gov/archive/grb\\_table/140304A/](http://swift.gsfc.nasa.gov/archive/grb_table/140304A/).
- [29] GRB 090423 data, [http://swift.gsfc.nasa.gov/archive/grb\\_table/090423/](http://swift.gsfc.nasa.gov/archive/grb_table/090423/).
- [30] L. Tornatore, A. Ferrara, and R. Schneider, *Mon. Not. R. Astron. Soc.* **382**, 945 (2007).
- [31] J. L. Johnson, C. D. Vecchia, and S. Khochfar, *Mon. Not. R. Astron. Soc.* **428**, 1857 (2013).
- [32] S. L. Shapiro, *Phys. Rev. D* **95**, 101303 (2017).
- [33] R. Blandford and R. Znajek, *Mon. Not. R. Astron. Soc.* **179**, 433 (1977).
- [34] V. Paschalidis, M. Ruiz, and M. Shapiro, *Astrophys. J.* **806**, L14 (2015).
- [35] M. Ruiz, R. Lang, V. Paschalidis, and S. Shapiro, *Astrophys. J.* **824**, L6 (2016).
- [36] G. M. Fuller, S. E. Woosley, and T. A. Weaver, *Astrophys. J.* **307**, 675 (1986).
- [37] P. J. Montero, H.-T. Janka, and E. Müller, *Astrophys. J.* **749**, 37 (2012).
- [38] S. L. Shapiro, *Astrophys. J.* **610**, 913 (2004).
- [39] M. Shibata, H. Uchida, and Y. Sekiguchi, *Astrophys. J.* **818**, 157 (2016).
- [40] M. Shibata, Y. Sekiguchi, H. Uchida, and H. Umeda, *Phys. Rev. D* **94**, 021501 (2016).
- [41] S. P. Butler, A. R. Lima, T. W. Baumgarte, and S. L. Shapiro, *Mon. Not. R. Astron. Soc.* **477**, 3694 (2018).
- [42] K. C. B. New and S. L. Shapiro, *Astrophys. J.* **548**, 439 (2001).
- [43] S. L. Shapiro, *AIP Conf. Proc.* **686**, 50 (2003).
- [44] P. Bodenheimer and J. P. Ostriker, *Astrophys. J.* **180**, 159 (1973).
- [45] J.-L. Tassoul, *Theory of Rotating Stars* (Princeton University Press, Princeton, NJ, 1978).
- [46] M. Saijo, *Astrophys. J.* **615**, 866 (2004).
- [47] B. Zink, N. Stergioulas, I. Hawke, C. D. Ott, E. Schnetter, and E. Müller, *Phys. Rev. Lett.* **96**, 161101 (2006).
- [48] C. Reisswig, C. Ott, E. Abdikamalov, R. Haas, P. Moesta, and E. Schnetter, *Phys. Rev. Lett.* **111**, 151101 (2013).
- [49] M. e. a. Armano, *Phys. Rev. Lett.* **116**, 231101 (2016).
- [50] S. Babak, M. Hannam, S. Husa, and B. Schutz, [arXiv:0806.1591](https://arxiv.org/abs/0806.1591).
- [51] B. Gendre, G. Stratta, J. L. Atteia, S. Basa, M. Boër, D. M. Coward, S. Cutini, V. D'Elia, E. J. Howell, A. Klotz *et al.*, *Astrophys. J.* **766**, 30 (2013).
- [52] G. Stratta, B. Gendre, J. L. Atteia, M. Bor, D. M. Coward, M. D. Pasquale, E. Howell, A. Klotz, S. Oates, and L. Piro, *Astrophys. J.* **779**, 66 (2013).
- [53] N. Gehrels and S. Razzaque, *Front. Phys.* **8**, 661 (2013).
- [54] J. C. B. Papaloizou and J. E. Pringle, *Mon. Not. R. Astron. Soc.* **208**, 721 (1984).
- [55] K. Kiuchi, M. Shibata, P. J. Montero, and J. A. Font, *Phys. Rev. Lett.* **106**, 251102 (2011).
- [56] A. S. Eddington, *Mon. Not. R. Astron. Soc.* **79**, 2 (1918).
- [57] S. Chandrasekhar, *An Introduction to the Study of Stellar Structure* (The University of Chicago press, Chicago, Illinois, 1939).
- [58] S. L. Shapiro and S. A. Teukolsky, *Black Holes, White Dwarfs, and Neutron Stars* (John Wiley & Sons, New York, 1983).
- [59] D. D. Clayton, *Principles of Stellar Evolution and Nucleosynthesis* (University of Chicago Press, Chicago, 1983).
- [60] T. W. Baumgarte and S. L. Shapiro, *Astrophys. J.* **526**, 937 (1999).
- [61] J. C. B. Papaloizou and J. A. J. Whelan, *Mon. Not. R. Astron. Soc.* **164**, 1 (1973).
- [62] G. B. Cook, S. L. Shapiro, and S. A. Teukolsky, *Astrophys. J.* **398**, 203 (1992).
- [63] G. B. Cook, S. L. Shapiro, and S. A. Teukolsky, *Astrophys. J.* **422**, 227 (1994).
- [64] G. B. Cook, S. L. Shapiro, and S. A. Teukolsky, *Astrophys. J.* **424**, 823 (1994).
- [65] M. D. Duez, Y. T. Liu, S. L. Shapiro, and B. C. Stephens, *Phys. Rev. D* **69**, 104030 (2004).
- [66] B. Zink, N. Stergioulas, I. Hawke, C. D. Ott, E. Schnetter, and E. Müller *Phys. Rev. D* **76**, 024019 (2007).
- [67] Z. B. Etienne, Y. T. Liu, and S. L. Shapiro, *Phys. Rev. D* **82**, 084031 (2010).

- [8] P. Madau and M. J. Rees, *Astrophys. J.* **551**, L24 (2001).
- [9] M. Volonteri, *Astron. Astrophys. Rev.* **18**, 279 (2010).
- [10] T. Karlsson, V. Bromm, and J. Bland-Hawthorn, *Rev. Mod. Phys.* **85**, 809 (2013).
- [11] K.-J. Chen, A. Heger, S. Woosley, A. Almgren, D. J. Whalen, and J. L. Johnson, *Astrophys. J.* **790**, 162 (2014).
- [12] R. Bond, W. D. Arnett, and B. J. Carr, *Astrophys. J.* **280**, 825 (1984).
- [13] A. Heger and S. E. Woosley, *Astrophys. J.* **567**, 532 (2002).
- [14] G. Rakavy, G. Shaviv, and Z. Zinamon, *Astrophys. J.* **150**, 131 (1967).
- [15] S. E. Woosley, in *Saas-Fee Advanced Course 16: Nucleosynthesis and Chemical Evolution*, edited by J. Audouze, C. Chiosi, and S. E. Woosley (Geneva Observatory, Sauverny, Switzerland, 1986), p. 1.
- [16] M. A. Alvarez, J. H. Wise, and T. Abel, *Astrophys. J.* **701**, L133 (2009).
- [17] S. L. Shapiro and S. A. Teukolsky, *Astrophys. J.* **234**, L177 (1979).
- [18] T. W. Baumgarte and S. L. Shapiro, *Astrophys. J.* **526**, 941 (1999).
- [19] M. Saijo, T. W. Baumgarte, S. L. Shapiro, and M. Shibata, *Astrophys. J.* **569**, 349 (2002).
- [20] E. Bañados B. P. Venemans, C. Mazzucchelli, E. P. Farina, F. Walter, F. Wang, R. Decarli, D. Stern, X. Fan, F. B. Davies, J. F. Hennawi, R. A. Simcoe, M. L. Turner, H.-W. Rix, J. Yang, D. D. Kelson, G. Rudie, and J. M. Winters, *Nature (London)*, **553**, 473 (2018).
- [21] R. V. Wagoner, *Annu. Rev. Astron. Astrophys.* **7**, 553 (1969).
- [22] Y. B. Zel'dovich and I. D. Novikov, *Relativistic Astrophysics, Vol. 1: Stars and Relativity* (University of Chicago Press, Chicago, 1971).
- [23] S. L. Shapiro, *Astrophys. J.* **544**, 397 (2000).
- [24] M. Shibata and S. L. Shapiro, *Astrophys. J. Lett.* **572**, L39 (2002).
- [25] S. Shapiro and M. Shibata, *Astrophys. J.* **572**, L39 (2002).
- [26] Y. T. Liu, S. L. Shapiro, and B. C. Stephens, *Phys. Rev. D* **76**, 084017 (2007).
- [27] L. Sun, V. Paschalidis, M. Ruiz, and S. Shapiro, *Phys. Rev. D* **96**, 043006 (2017).
- [28] GRB 140304A data, [http://swift.gsfc.nasa.gov/archive/grb\\_table/140304A/](http://swift.gsfc.nasa.gov/archive/grb_table/140304A/).
- [29] GRB 090423 data, [http://swift.gsfc.nasa.gov/archive/grb\\_table/090423/](http://swift.gsfc.nasa.gov/archive/grb_table/090423/).
- [30] L. Tornatore, A. Ferrara, and R. Schneider, *Mon. Not. R. Astron. Soc.* **382**, 945 (2007).
- [31] J. L. Johnson, C. D. Vecchia, and S. Khochfar, *Mon. Not. R. Astron. Soc.* **428**, 1857 (2013).
- [32] S. L. Shapiro, *Phys. Rev. D* **95**, 101303 (2017).
- [33] R. Blandford and R. Znajek, *Mon. Not. R. Astron. Soc.* **179**, 433 (1977).
- [34] V. Paschalidis, M. Ruiz, and M. Shapiro, *Astrophys. J.* **806**, L14 (2015).
- [35] M. Ruiz, R. Lang, V. Paschalidis, and S. Shapiro, *Astrophys. J.* **824**, L6 (2016).
- [36] G. M. Fuller, S. E. Woosley, and T. A. Weaver, *Astrophys. J.* **307**, 675 (1986).
- [37] P. J. Montero, H.-T. Janka, and E. Müller, *Astrophys. J.* **749**, 37 (2012).
- [38] S. L. Shapiro, *Astrophys. J.* **610**, 913 (2004).
- [39] M. Shibata, H. Uchida, and Y. Sekiguchi, *Astrophys. J.* **818**, 157 (2016).
- [40] M. Shibata, Y. Sekiguchi, H. Uchida, and H. Umeda, *Phys. Rev. D* **94**, 021501 (2016).
- [41] S. P. Butler, A. R. Lima, T. W. Baumgarte, and S. L. Shapiro, *Mon. Not. R. Astron. Soc.* **477**, 3694 (2018).
- [42] K. C. B. New and S. L. Shapiro, *Astrophys. J.* **548**, 439 (2001).
- [43] S. L. Shapiro, *AIP Conf. Proc.* **686**, 50 (2003).
- [44] P. Bodenheimer and J. P. Ostriker, *Astrophys. J.* **180**, 159 (1973).
- [45] J.-L. Tassoul, *Theory of Rotating Stars* (Princeton University Press, Princeton, NJ, 1978).
- [46] M. Saijo, *Astrophys. J.* **615**, 866 (2004).
- [47] B. Zink, N. Stergioulas, I. Hawke, C. D. Ott, E. Schnetter, and E. Müller, *Phys. Rev. Lett.* **96**, 161101 (2006).
- [48] C. Reisswig, C. Ott, E. Abdikamalov, R. Haas, P. Moesta, and E. Schnetter, *Phys. Rev. Lett.* **111**, 151101 (2013).
- [49] M. e. a. Armano, *Phys. Rev. Lett.* **116**, 231101 (2016).
- [50] S. Babak, M. Hannam, S. Husa, and B. Schutz, [arXiv:0806.1591](https://arxiv.org/abs/0806.1591).
- [51] B. Gendre, G. Stratta, J. L. Atteia, S. Basa, M. Boër, D. M. Coward, S. Cutini, V. D'Elia, E. J. Howell, A. Klotz *et al.*, *Astrophys. J.* **766**, 30 (2013).
- [52] G. Stratta, B. Gendre, J. L. Atteia, M. Bor, D. M. Coward, M. D. Pasquale, E. Howell, A. Klotz, S. Oates, and L. Piro, *Astrophys. J.* **779**, 66 (2013).
- [53] N. Gehrels and S. Razzaque, *Front. Phys.* **8**, 661 (2013).
- [54] J. C. B. Papaloizou and J. E. Pringle, *Mon. Not. R. Astron. Soc.* **208**, 721 (1984).
- [55] K. Kiuchi, M. Shibata, P. J. Montero, and J. A. Font, *Phys. Rev. Lett.* **106**, 251102 (2011).
- [56] A. S. Eddington, *Mon. Not. R. Astron. Soc.* **79**, 2 (1918).
- [57] S. Chandrasekhar, *An Introduction to the Study of Stellar Structure* (The University of Chicago press, Chicago, Illinois, 1939).
- [58] S. L. Shapiro and S. A. Teukolsky, *Black Holes, White Dwarfs, and Neutron Stars* (John Wiley & Sons, New York, 1983).
- [59] D. D. Clayton, *Principles of Stellar Evolution and Nucleosynthesis* (University of Chicago Press, Chicago, 1983).
- [60] T. W. Baumgarte and S. L. Shapiro, *Astrophys. J.* **526**, 937 (1999).
- [61] J. C. B. Papaloizou and J. A. J. Whelan, *Mon. Not. R. Astron. Soc.* **164**, 1 (1973).
- [62] G. B. Cook, S. L. Shapiro, and S. A. Teukolsky, *Astrophys. J.* **398**, 203 (1992).
- [63] G. B. Cook, S. L. Shapiro, and S. A. Teukolsky, *Astrophys. J.* **422**, 227 (1994).
- [64] G. B. Cook, S. L. Shapiro, and S. A. Teukolsky, *Astrophys. J.* **424**, 823 (1994).
- [65] M. D. Duez, Y. T. Liu, S. L. Shapiro, and B. C. Stephens, *Phys. Rev. D* **69**, 104030 (2004).
- [66] B. Zink, N. Stergioulas, I. Hawke, C. D. Ott, E. Schnetter, and E. Müller *Phys. Rev. D* **76**, 024019 (2007).
- [67] Z. B. Etienne, Y. T. Liu, and S. L. Shapiro, *Phys. Rev. D* **82**, 084031 (2010).