

Impact of surgical-site infection on health utility values: a meta-analysis

McFarland, Agi; Manoukian, Sarkis; Mason, Helen; Reilly, Jacqui

Published in:
British Journal of Surgery

DOI:
[10.1093/bjs/znad144](https://doi.org/10.1093/bjs/znad144)

Publication date:
2023

Document Version
Publisher's PDF, also known as Version of record

[Link to publication in ResearchOnline](#)

Citation for published version (Harvard):
McFarland, A, Manoukian, S, Mason, H & Reilly, J 2023, 'Impact of surgical-site infection on health utility values: a meta-analysis', *British Journal of Surgery*. <https://doi.org/10.1093/bjs/znad144>


General rights

Copyright and moral rights for the publications made accessible in the public portal are retained by the authors and/or other copyright owners and it is a condition of accessing publications that users recognise and abide by the legal requirements associated with these rights.

Take down policy

If you believe that this document breaches copyright please view our takedown policy at <https://edshare.gcu.ac.uk/id/eprint/5179> for details of how to contact us.

Impact of surgical-site infection on health utility values: a meta-analysis

Agi M. McFarland^{1*} , Sarkis Manoukian^{1,2}, Helen Mason^{1,2} and Jacqui S. Reilly^{1,3}

¹Faculty of Health Sciences and Sport, University of Stirling, Stirling, UK

²Glasgow Caledonian University Yunus Centre for Social Business, Glasgow

³Health and Safeguarding Health through Infection Prevention (SHIP) Research Group, Glasgow

*Correspondence to: Agi M. McFarland, Faculty of Health Sciences and Sport, University of Stirling, Stirling FK9 4LA, UK (e-mail: agi.mcfarland@stir.ac.uk)

Glasgow Caledonian University Yunus Centre for Social Business and Health and Safeguarding Health through Infection Prevention (SHIP) Research Group

Abstract

Background: Surgical-site infections (SSIs) are recognized as negatively affecting patient quality of life. No meta-analysis of SSI utility values is available in the literature to inform estimates of this burden and investment decisions in prevention.

Methods: A systematic search of PubMed, MEDLINE, CINAHL, and the National Health Service Economic Evaluation Database was performed in April 2022 in accordance with PROSPERO registration CRD 42021262633. Studies were included where quality-of-life data were gathered from adults undergoing surgery, and such data were presented for those with and without an SSI at similar time points. Two researchers undertook data extraction and quality appraisal independently, with a third as arbiter. Utility values were converted to EuroQol 5D (EQ-5D™) estimates. Meta-analyses were conducted using a random-effects model across all relevant studies, with subgroup analyses on type and timing of the SSI.

Results: In total, 15 studies with 2817 patients met the inclusion criteria. Six studies across seven time points were used in the meta-analysis. The pooled mean difference in EQ-5D™ utility in all studies combined was -0.08 (95 per cent c.i. -0.11 to -0.05 ; prediction interval -0.16 to -0.01 ; $I^2 = 40$ per cent). The mean difference in EQ-5D™ utility associated with deep SSI was -0.10 (95 per cent c.i. -0.14 to -0.06 ; $I^2 = 0$ per cent) and the mean difference in EQ-5D™ utility persisted over time.

Conclusion: The present study provides the first synthesized estimate of SSI burden over the short and long term. EQ-5D™ utility estimates for a range of SSIs are essential for infection prevention planning and future economic modelling.

Introduction

Healthcare-associated infections (HAIs) are globally the most frequently reported adverse events. Surgical-site infection (SSI) is the most surveyed and frequent HAI in low- and middle-income countries, and the second most frequent HAI in Europe and the USA¹. Once developed, SSIs present a significant burden in terms of disability and excess duration of hospital stay², and contribute to the development of antimicrobial resistance through the increased use of antimicrobials³. Postoperative recovery is extended by SSI and increased use of healthcare resource is required. This impact on morbidity and mortality has a significant effect on patient quality of life⁴.

A recent systematic review⁵ highlighted the negative impact of SSI across six themes of patient functioning, namely physical, psychological, social, spiritual, economic, and the health care worker–patient relationship. Patients who develop SSI after surgery have a longer hospital stay by up to 24 days according to some estimates⁶, with an even greater impact in older people and those infected with resistant microbial strains. Deep SSIs have been reported to be associated with substantial levels of suffering and pain, which may become lifelong⁷. SSIs are also associated with poorer clinical pain and functional outcomes in a variety of surgical categories^{8,9}. In an attempt to reduce the

burden of such infections, SSI prevention is a mainstay of surgical patient care at both national^{4,10} and international¹ levels.

Economic evaluations of interventions are used to inform investment decisions in healthcare within a constrained-resource context¹¹. Cost–utility analysis, a specific form of cost-effectiveness analysis whereby effectiveness is measured through utility¹², is ideally suited to explore the economic implications of SSI prevention strategies. Utility can be considered a health valuation on a scale anchored at 0 for dead and 1 for perfect health. This allows for a common outcome unit for interventions that affect both morbidity and mortality¹³, such as SSI. Utility values can subsequently be used to calculate quality-adjusted life years (QALYs), which are the standard health outcome measure sought by the National Institute for Health and Care Excellence for any interventions commissioned for the National Health Service (NHS) and other public sector bodies in the UK¹⁴. A recent systematic review¹⁵ identified a paucity of high-quality economic evaluations examining the benefits of SSI prevention. Synthesized utility values for SSI that could be used to generate such evidence are also lacking.

Therefore, a systematic review was undertaken to identify and summarize the utility decrement associated with SSI in adults undergoing surgery reported in the extant evidence base. This information can be used to both quantify the

Received: October 06, 2022. Revised: January 25, 2023. Accepted: April 29, 2023

© The Author(s) 2023. Published by Oxford University Press on behalf of BJS Society Ltd.

This is an Open Access article distributed under the terms of the Creative Commons Attribution License (<https://creativecommons.org/licenses/by/4.0/>), which permits unrestricted reuse, distribution, and reproduction in any medium, provided the original work is properly cited.

excess burden posed by SSI as well as for future cost–utility analyses evaluating the cost effectiveness of SSI prevention measures. The primary aim was to estimate the impact of any type of superficial, deep, and organ/space infections on the quality of life, as measured by utility score, of adults undergoing surgery.

Methods

Inclusion and exclusion criteria

The PICOS (Population, Intervention, Comparison, Outcomes, and Study) framework¹⁶ was used to guide the inclusion criteria. The population comprised adults (as specified by the trialists) receiving any surgery in any setting. Interventions included any adult with any confirmed SSI using any prespecified diagnostic criteria. Comparators were adults undergoing surgery with no SSI. The main outcome measure was utility as measured by a standardized, validated quality-of-life questionnaire, such as EuroQol 5D (EQ-5D™; EuroQol Group, Rotterdam. The Netherlands) or Short Form 36 (SF-36, Ware, Kosinski and Keller, Boston. USA^{®17}). Any study in which quality-of-life data were gathered prospectively or retrospectively from adults undergoing surgery, with such data presented for those with and without SSI at similar time points, was included. The main outcome effect measure was mean difference in EQ-5D™ utility. Study designs that were anticipated to fulfil this criterion were RCTs, controlled trials, case–control studies, matched control studies, or economic evaluation or modelling studies that completed primary data collection for utility values. Information was sought directly from authors if missing from published reports.

Studies were excluded if no set diagnostic criteria for SSI were used, secondary quality-of-life data from published sources (for example, economic modelling studies using published utility values that they did not themselves gather) were used, and studies on children. Studies for which the full text was not available (either published, unpublished or directly from the authors) were also excluded.

Search

The systematic review was registered with PROSPERO (registration number CRD 42021262633). The registration acted as the protocol for this review. Studies that met the PICOS criteria and published in English were included. The following databases were searched from inception to April 2022: PubMed, MEDLINE via EBSCO host, CINAHL via EBSCO host, and the NHS Economic Evaluation Database.

A prespecified search strategy was formulated and adapted for each database's conventions; details of the main search strategy are available in the [supplementary material](#). The NHS Economic Evaluation Database was searched using Medical Subject Headings only. Reference lists in relevant articles were screened to identify any further potential papers.

Study selection and data extraction

Two authors independently examined the titles and abstracts identified by the search strategy to remove any duplicate records and irrelevant reports. Full-text versions of potentially relevant studies identified by at least one author were retrieved and evaluated. The same two authors independently assessed each study to determine whether it met the eligibility criteria, and extracted data using a standardized data extraction form developed for this review. Any disagreements were resolved by discussion between the authors, with a further author acting as

arbiter. The data extraction form included the following: general information (author(s), title, source, contact address, year of study, country of study, year of publication); trial characteristics (design, time horizon, quality-of-life instrument used); participants (baseline characteristics, type of surgery, inclusion and exclusion criteria, sample size, and number of patients allocated to each group or patient cohort details); interventions (SSI type; superficial, deep, organ/space); and outcomes (utility measure in both infected/non-infected groups).

All study outcomes were converted to a single index value of health state utility (EQ-5D™¹⁸) if not already presented as such in the studies. SF-12[®] and SF-36[®] summary measures are not preference-based and as such cannot be used to subsequently calculate QALYs¹⁷. Conversion to EQ-5D™ values is required, so SF-12[®] study-level data (mean and standard error) and SF-36[®] summary measures were converted to EQ-5D™ preference scores using UK tariff values¹⁹. SF-12[®] scores were converted using the two-variable model outlined by Lawrence and Fleishman²⁰. SF-36[®] data were converted using Model EQ (1) from Ara and Brazier²¹. Synthesis was planned using a random-effects meta-analysis model, which assumes that the study effect sizes are different and that the collected studies represent a random sample from a larger population of studies. Heterogeneity was explored with forest plots and an χ^2 test. In addition, the I^2 statistic describing the percentage variation that may be attributed to between-study heterogeneity was calculated. The prediction interval, used to estimate the true effect size and plotting a distribution of true effects²², was also calculated. Finally, a funnel plot was generated²³. Subgroup analysis and meta-regression was planned by infection type according to Centers for Disease Control and Prevention criteria (superficial, deep, organ/space), wound classification (clean, clean contaminated, contaminated, dirty or infected)²⁴, National Nosocomial Infections Surveillance risk index criteria²⁵, and time after surgery if possible. Analyses were undertaken using Stata[®] statistical software²⁶ and the Prediction Intervals Program²⁷.

Quality assessment

Study quality assessment was completed independently by two authors using the STROBE checklist for case–control studies²⁸, the Drummond checklist for economic evaluations²⁹, and the Cochrane Risk of Bias (RoB 2) tool¹⁶ for RCTs. RCTs in which randomization of the intervention was not relevant to the SSI outcomes of primary interest of the present review were also assessed using the STROBE checklist. Study components were rated using the relevant ratings in each instrument. Utility valuation studies were rated against the components presented by Stalmeier *et al.*³⁰. Any disagreement was resolved through discussion. Quality assessment was evaluated both within and across all included study types.

Results

Study selection and characteristics

The search identified 3142 titles and abstracts after removal of duplicates. A total of 43 articles were initially identified as having potential and full texts of these were retrieved. Seven articles reported SSI utility data included with the main study comparison groups. The authors were contacted directly for information, but none was obtained. These articles were subsequently excluded. A further 21 were excluded for other reasons and 15 studies met the inclusion criteria (Fig. 1). Characteristics of all included studies are summarized in [Table S1](#).

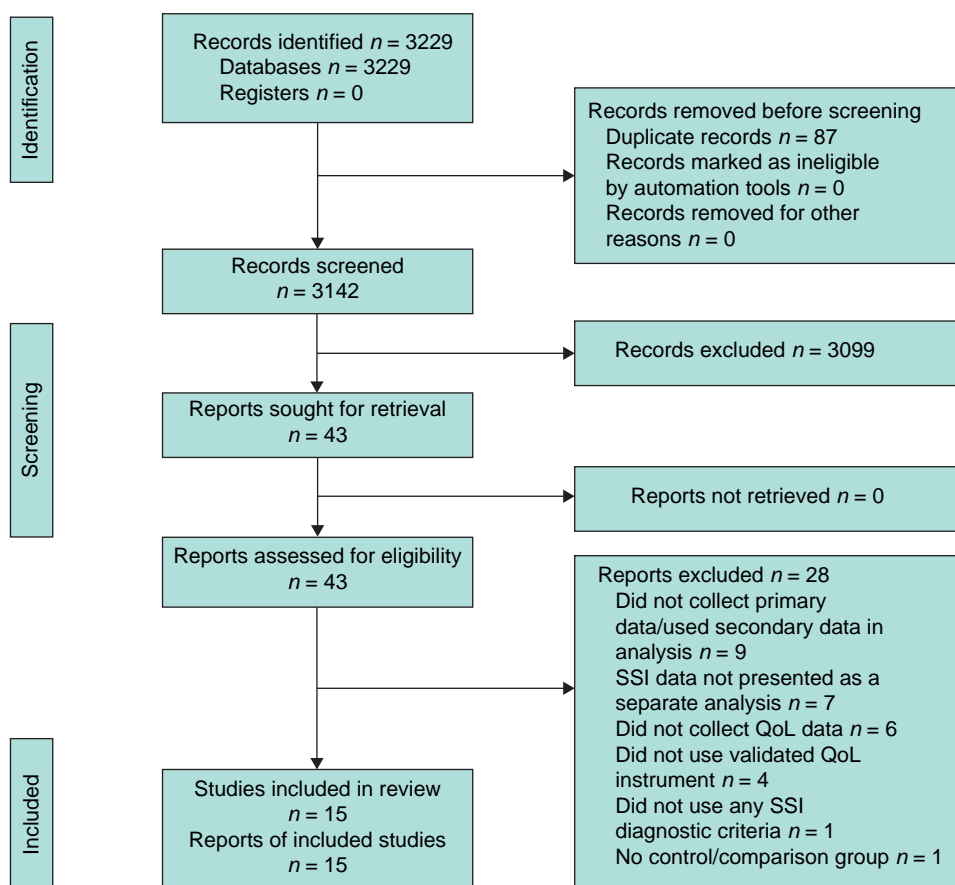


Fig. 1 PRISMA flow diagram showing selection of articles for review
SSI, surgical-site infection; QoL, quality of life.

Publication dates ranged from 2002 to 2021, with a peak in publication rates in the years 2018–2019. The majority of the studies were set in the USA^{31–36}, then the UK^{37–39}, and Australia^{40,41}, with single studies from Brazil⁴², Spain⁴³, Denmark⁴⁴ or a combination of European countries⁸. Most studies examined SSI in orthopaedic surgery involving the spine^{8,31–33,35,42}, total joint replacement^{37,40,41,43}, trauma³⁸ or a combination³⁶. Single studies focused on obstetric⁴⁴ or non-obstetric³⁴ and vascular³⁹ procedures. The studies predominantly focused on deep^{8,31–35,38,42} and organ/space^{40,41} SSI. Only one study⁴³ looked at superficial infections and four^{36,37,39,44} included all infection types. All studies used a case–control design, with the exception of two RCTs^{38,39}, an economic evaluation⁴⁴, and a health state valuation using time trade-off interviews³⁷. All studies used standardized validated quality-of-life questionnaires: EQ-5D™^{31,33,38,39,44}, SF-36^{8,32,35,36,41–43} or SF-12^{34,40}. Eight^{8,34–36,40–43} studies required utility conversions to EQ-5D™.

Quality assessment

The single economic evaluation⁴⁴ and health state valuation study³⁷ completed most criteria on each respective quality assessment tool^{29,30}. One RCT³⁹ was assessed as having a low risk of bias, whereas the other³⁸ had some concerns, mainly owing to elements in domain 2 (risk of bias due to deviations from the intended interventions) of the Cochrane RoB 2 tool⁴⁵. The case–control studies were of reasonable quality. Generally, criteria relating to the title and abstract, introduction, and initial

methods of the STROBE checklist²⁸ were completed well. There was variability in checklist elements related to bias and statistical methods. Only two studies^{8,36} provided a flow diagram. One⁴² did not address limitations, and another³⁶ did not provide details of funding. All other studies performed well on checklist criteria relating to discussion and other information. Overall, the quality of the included studies was fair, with case–control methodology being associated with lower levels of reporting quality than economic evaluation and health state valuation. Results of the quality assessments for all included studies can be found in the [Table S2](#) (case control studies), [Table S3](#) (RCTs), [Table S4](#) (economic evaluation), and [Table S5](#) (health state valuation).

Study-level utility impact of surgical-site infection

Single-study estimates of the utility decrement associated with SSI ranged from -0.203 in deep SSI following total joint replacement (34 cases of SSI) at more than 1 year after surgery⁴¹ to -0.03 in all SSIs requiring antibiotic treatment 30 days after caesarean section (39 cases of SSI) using standard wound dressing⁴⁴. [Table S6](#) outlines the study-level estimates of utility associated within the range of SSIs reported at various time points and SSI types.

Meta-analyses

The authors of studies that did not report the standard deviation, standard error or confidence interval of mean estimates for

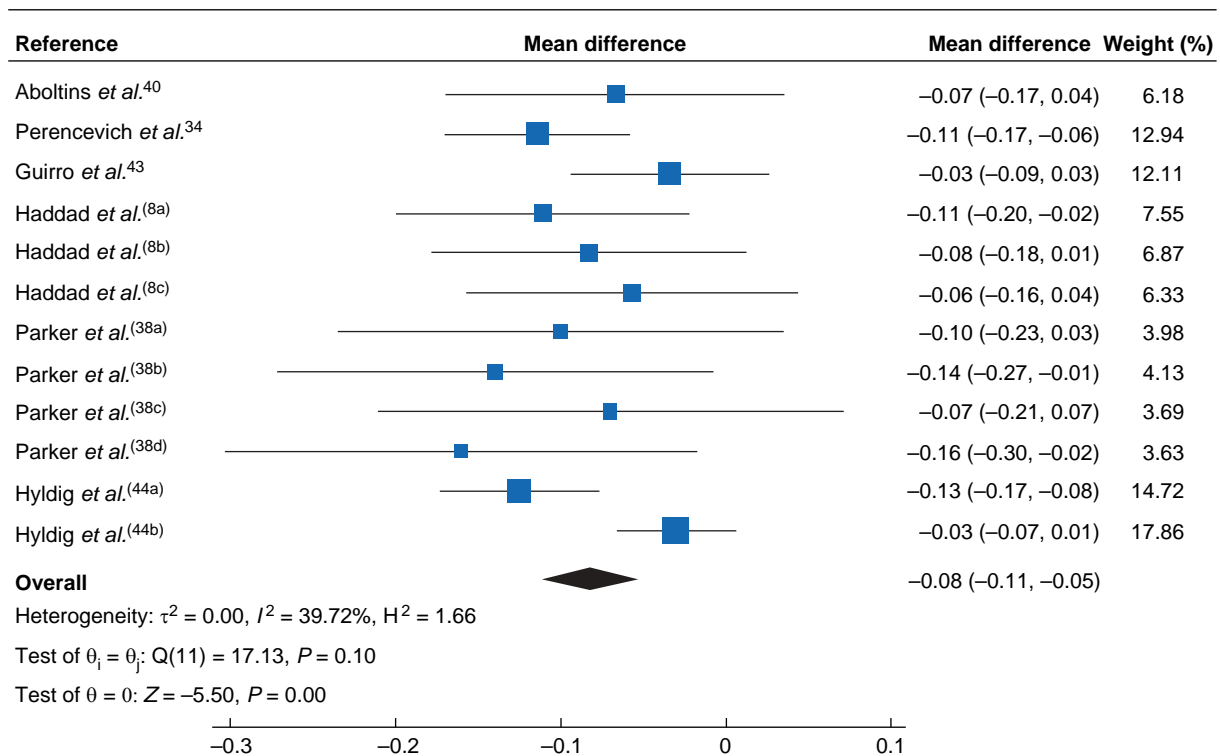


Fig. 2 Main meta-analysis outcome measure showing mean difference in EQ-5D™ utility estimates across six included studies

Mean differences are shown with 95% confidence intervals. A random-effects model was used for meta-analysis. ^{a-d}signify different time points within the same study or for Hyldig the two dressing comparator groups (i.e both arms of the RCT).

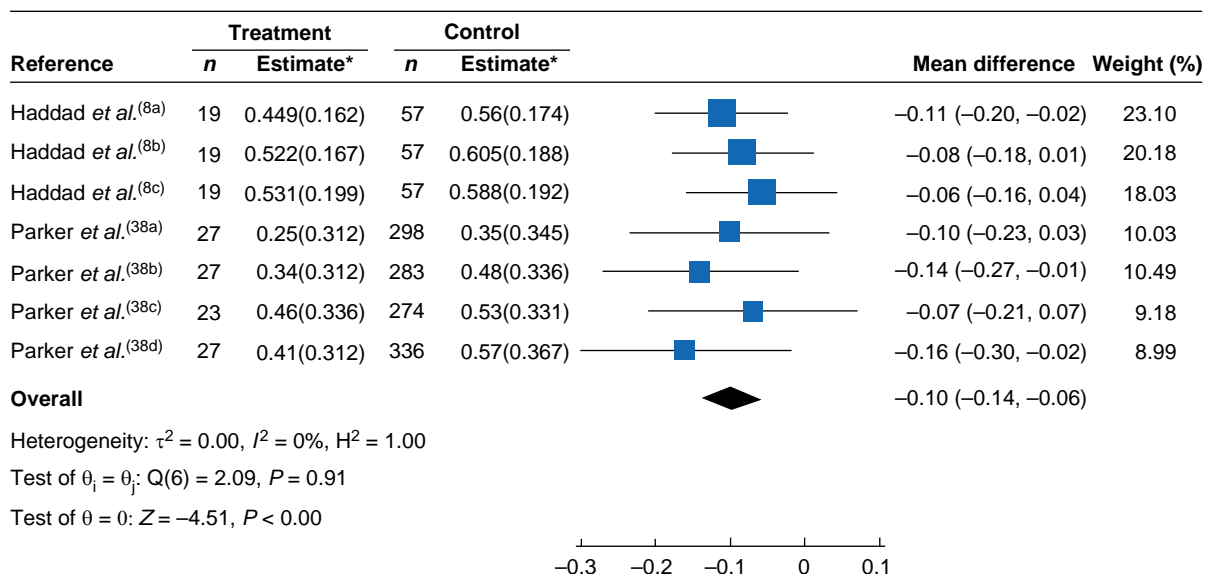


Fig. 3 Forest plot for EQ-5D™ mean difference in deep surgical-site infection only

Mean differences are shown with 95% confidence intervals. *Values are mean(s.d.). EQ-5D™ utility estimates. A random-effects REML model was used for meta-analysis. ^{a-d}signify different time points within the same study or for Hyldig the two dressing comparator groups (i.e both arms of the RCT).

quality-of-life scores were contacted directly by e-mail for missing data. One supplied the information, one was no longer available, and no response was received from the others. Thus, data from six studies^{8,34,38,40,43,44} across seven time points (1 to more than 12 months) and a range of procedures (arthroplasty, spinal, lower limb trauma, caesarean section, and all non-obstetric in 1 study site) were available for meta-analysis. The mean

difference in EQ-5D™ utility in all studies combined was -0.08 (95 per cent c.i. -0.11 to -0.05; $I^2 = 40$ per cent) (Fig. 2).

Subgroup analyses

Data from two studies^{8,38} across five time points were available for meta-analysis of deep SSI only. The mean difference in EQ-5D™

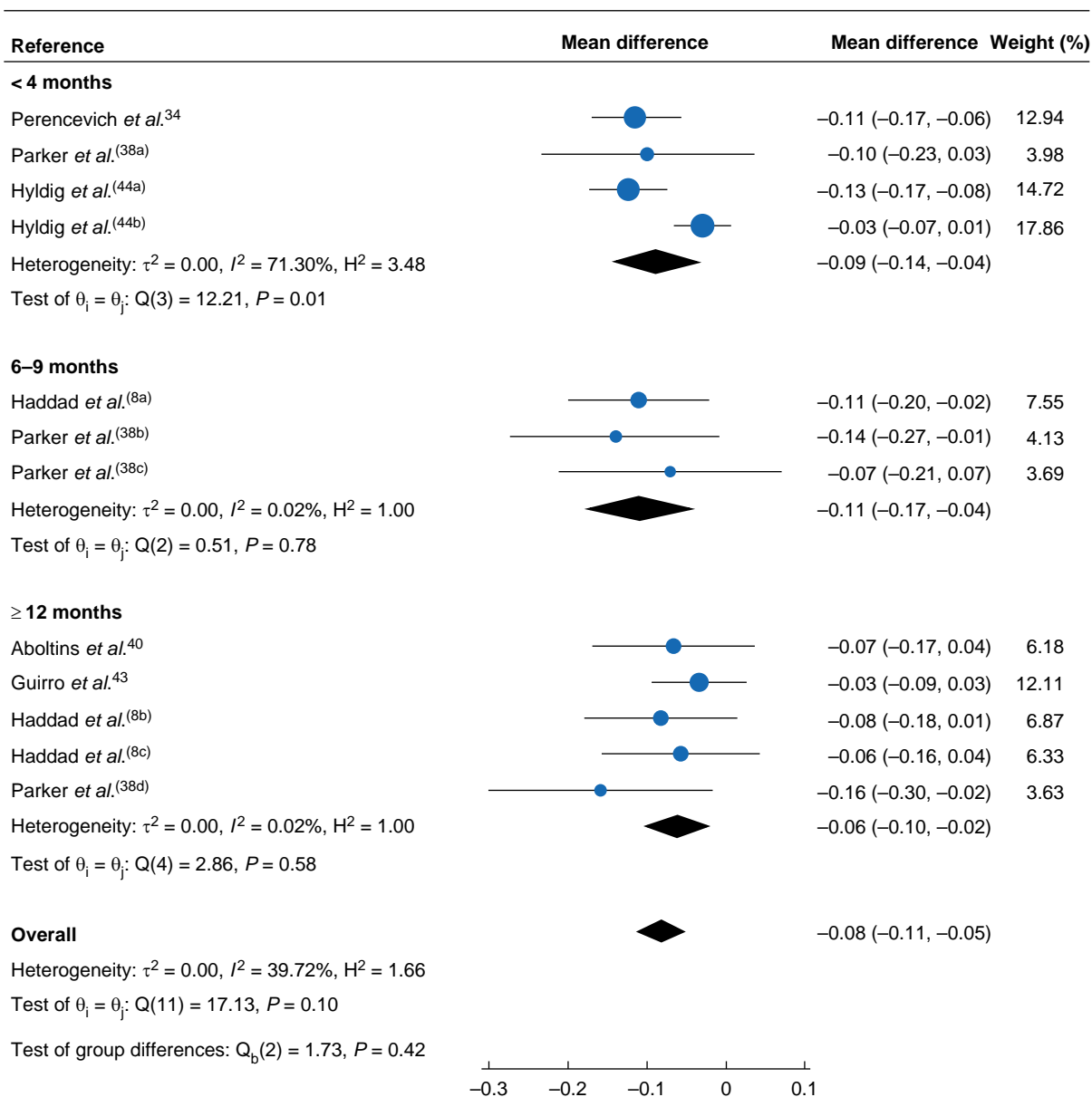


Fig. 4 Forest plot for EQ-5D™ mean difference across all surgical-site infection types at different time points

Mean differences are shown with 95% confidence intervals. A random-effects REML model was used for meta-analysis. ^{a-d}signify different time points within the same study or for Hyldig the two dressing comparator groups (i.e both arms of the RCT).

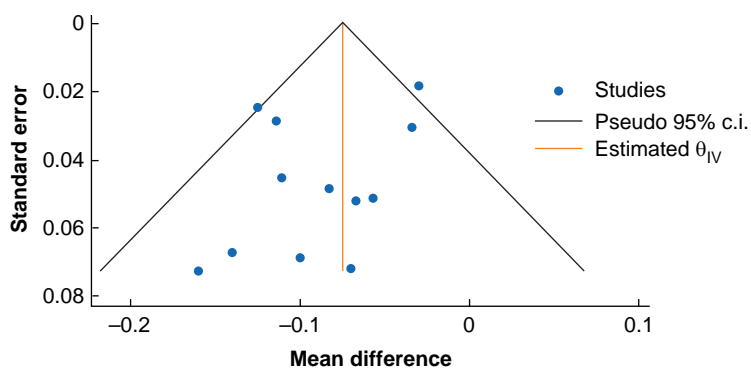


Fig. 5 Funnel plot of all included studies

utility associated with deep SSI was -0.10 (95 per cent c.i. -0.14 to -0.06 ; $I^2 = 0$ per cent) (Fig. 3).

To explore the impact of time since surgery, eligible studies were regrouped into three time-point categories of less than 4 months^{34,38,44}, 6–9 months^{8,38}, and 12 months or more^{8,38,40,43}. The mean difference in EQ-5D™ utility was -0.09 (-0.14 to -0.04 ; $I^2 = 71$ per cent) at less than 4 months, -0.11 (-0.17 to -0.04 ; $I^2 = 0.02$ per cent) at 6–9 months, and -0.06 (-0.10 to -0.02 ; $I^2 = 0.02$ per cent) at 12 months or more (Fig. 4). No data were available for the other planned subgroup analyses.

Heterogeneity

The estimate of mean difference in EQ-5D™ utility across all studies may represent moderate heterogeneity with an I^2 value of 40 per cent¹⁶. An asymmetric funnel plot, as evidenced by scatter points outwith the pseudo 95 per cent confidence interval either side of the mean summary effect estimate⁴⁶, may indicate this is due to publication bias (Fig. 5). Lower I^2 values from subgroup analyses in which only one type of SSI was considered (for example $I^2 = 0$ per cent for deep SSI) and higher ones when different types of surgery were considered (for example $I^2 = 71$ per cent for all SSI types at less than 4 months since surgery) suggest a clinical source of the overall moderate heterogeneity found in the main meta-analysis outcome measure. For the main outcome measure, the true effect size in 95 per cent of all comparable populations fell in the interval -0.16 to -0.01 (Figure S6).

Discussion

The primary aim of the review was to estimate the impact of an SSI on quality of life, as measured by utility score, for adults undergoing surgery of any type for all SSIs.

In the meta-analysis of six studies across all time points since surgery, the mean difference in EQ-5D™ utility across all SSI types was -0.08 (95 per cent c.i. -0.11 to -0.05 ; $I^2 = 40$ per cent) (Fig. 2). For deep SSI, the utility decrement associated with these infections dropped to -0.10 (-0.14 to -0.06 ; $I^2 = 0$ per cent). The greatest utility decrement was associated with the interval 6–9 months after surgery (-0.11 , -0.17 to -0.04 ; $I^2 = 0.02$ per cent) and this reduced with time (-0.06 , -0.10 to -0.02 ; $I^2 = 0.02$ per cent, at 12 months or more).

The 0.08 utility decrement in the primary outcome meta-analysis may appear relatively minimal. There are, however, certain contextual and methodological considerations to acknowledge. Analysing beyond the EQ-5D™ overall mean score provides insight into which aspects of health are contributing to the reported changes⁴⁷. Thus, a 0.08 drop in overall EQ-5D™ utility may represent changes in up to two health state dimensions of the valuation instrument⁴⁸. In practical terms, this could mean that SSIs have influenced health to the extent that moderate, severe or even extreme problems are now present in mobility, self-care, usual activities, pain/discomfort or anxiety/depression. Indeed, given the prediction interval from the analysis, some patients may experience decrements of up to 0.16, compounding this effect. The distribution of true effects indicates that 95 per cent of patients in all comparable populations would consistently experience a decrement in utility due to SSI, highlighting the importance of this clinical issue. The utility value decrement must also be viewed in the context of the high global prevalence of SSI¹, resulting in significant cumulative effects on health at the population level. The finding that this decrement is present even at 12 months or more after surgery further highlights the importance of prevention efforts and investment in this area.

To the authors' knowledge, this is the first systematic review to combine utility valuations of SSI in a meta-analysis. Previous work⁴⁹ that aimed to summarize the evidence base on SSI utility values identified 28 studies, but no meta-analysis was completed. Additionally, only nine of these studies used patient-level data for health state valuations. The remaining 19 used values mainly sourced from the literature and were of poor methodological quality. The range of utility decrement reported⁴⁹ is comparable at the lower end of estimates (0.04 versus 0.03 in this study) but not at high the higher end (0.48 versus 0.203 in this study). Interestingly, the authors concluded that the SSI utility decrement is suggested to be near 0.1, in alignment with the findings from the meta-analysis presented here, with an overall mean difference in EQ-5D™ utility of 0.08 in all studies combined.

The scope for heterogeneity across studies examining SSI is wide because of the diverse nature of the infection, evidenced by multilevel diagnostic criteria, surgical classifications²⁴, and specialties. The lack of previous meta-analyses in this field has been justified on this basis⁵⁰. The included studies for this review predominantly examined deep SSI in orthopaedic surgery and so meta-analysis was deemed appropriate. Studies were not excluded based on surgery and infection type, in line with the primary aim of the review. The moderate levels of heterogeneity found in the main meta-analysis outcome measure support this decision.

Overall, the methodological quality of the studies in this review was good. Several studies did not, however, report the standard deviation, standard error or confidence interval for mean estimates of quality-of-life scores, and only one author responded to the request for such information. Thus, the scope for meta-analysis was limited by the reporting in the original studies. This highlights the need for consistency in reporting of future work in this field, such as the use of reporting tools or checklists for peer review. A further limitation of this review is the lack of data relating to superficial and organ/space SSI and surgical classifications. Although the orthopaedic focus of most included studies facilitated meta-analysis, the utility decrements reported are heavily weighted towards this surgical specialty and may not be appropriate for use in other surgical settings.

Global guidelines¹ on the prevention of SSI from the WHO specifically call for robust SSI economic and burden studies to address clinical need. The present study contributes to this call. As with European SSI surveillance, where specific surgical categories are used as indicator metrics for overall SSI burden⁵¹, the present findings may offer insight into a wider scope of surgical specialty than those of the studies in the meta-analyses (orthopaedic and obstetrics). Given the paucity of synthesized estimates of SSI impact on health-related quality of life, the review is presented as a reference point from which clinicians may begin to infer utility decrements within wider specialty groupings based on associated clinical risk of other surgical categories. A synthesized estimate offers methodological advantage and increased precision over those derived from single studies⁵². As such, the present review provides a higher rank of evidence⁵³ for this purpose than previously published work.

The findings of this study confirm the significant burden that SSIs present to the surgical patient population both in the short and long term. The authors sought to quantify the known clinical burden of these infections and demonstrate the long-term (12 months after surgery and beyond) impact on patient quality of life. EQ-5D™ utility estimates for a range of SSIs for use in future economic modelling are also provided. Recommendations for future work in this area include improvement in the quality and consistency of reporting

quality-of-life outcomes and data collection across the full scope of the SSI clinical pathway and timeline.

Funding

Funding for this work was received from Glasgow Caledonian University and Health Protection Scotland via the Evaluation of the Cost of Nosocomial Infection Study.

Author contributions

Agi McFarland (Conceptualization, Data curation, Formal analysis, Investigation, Project administration, Writing—original draft, Writing—review & editing), Sarkis Manoukian (Conceptualization, Formal analysis, Investigation, Methodology, Software, Supervision, Validation, Writing—review & editing), Helen Mason (Investigation, Resources, Supervision, Validation, Writing—review & editing), and Jacqui Reilly (Funding acquisition, Methodology, Resources, Supervision, Validation, Writing—review & editing).

Disclosure

The authors declare no conflict of interest.

Supplementary material

Supplementary material is available at *BJS* online.

Data availability

Data generated for this review are available directly from the corresponding author.

References

1. WHO. *Global Guidelines for the Prevention of Surgical Site Infection*. Geneva, Switzerland: WHO, 2018
2. Manoukian S, Stewart S, Dancer S, Graves N, Mason H, McFarland A et al. Estimating excess length of stay due to healthcare-associated infections: a systematic review and meta-analysis of statistical methodology. *J Hosp Infect* 2018; **100**:222–235
3. WHO. *Report on the Burden of Endemic Health Care-associated Infection Worldwide*. Geneva, Switzerland: WHO, 2011
4. National Institute for Health and Care Excellence. *Surgical Site Infections: Prevention and Treatment*. NICE Guideline [NG125]. <https://www.nice.org.uk/guidance/ng125> (accessed 22 April 2022)
5. Avsar P, Patton D, Ousey K, Blackburn J, O'Connor T, Moore Z. The impact of surgical site infection on health-related quality of life: a systematic review. *Wound Manag Prev* 2021; **67**:10–19
6. Jenks PJ, Laurent M, McQuarry S, Watkins R. Clinical and economic burden of surgical site infection (SSI) and predicted financial consequences of elimination of SSI from an English hospital. *J Hosp Infect* 2014; **86**:24–33
7. Andersson AE, Bergh I, Karlsson J, Nilsson K. Patients' experiences of acquiring a deep surgical site infection: an interview study. *Am J Infect Control* 2010; **38**:711–717
8. Haddad S, Núñez-Pereira S, Pigrau C, Rodríguez-Pardo D, Vila-Casademunt A, Alanay A et al. The impact of deep surgical site infection on surgical outcomes after posterior adult spinal deformity surgery: a matched control study. *Eur Spine J* 2018; **27**:2518–2528
9. Patel VP, Walsh M, Sehgal B, Preston C, DeWal H, Di Cesare PE. Factors associated with prolonged wound drainage after primary total hip and knee arthroplasty. *J Bone Joint Surg Am* 2007; **89**:33–38
10. Berríos-Torres SI, Umscheid CA, Bratzler DW, Leas B, Stone EC, Kelz RR et al. Centers for Disease Control and Prevention guideline for the prevention of surgical site infection, 2017. *JAMA Surg* 2017; **152**:784–791
11. Folland S, Goodman AC, Stano M. *The Economics of Health and Health Care* (6th edn). London, England: Pearson Education, 2009
12. McFarland A. Economic evaluation of interventions in health care. *Nurs Stand* 2014; **29**:49–58
13. Drummond MF, Sculpher MJ, Torrance GW, O'Brien B, Stoddart G. *Methods for the Economic Evaluation of Health Care Programmes*. Oxford, England: Oxford University Press, 2015
14. National Institute for Health and Care Excellence. *Developing NICE Guidelines: the Manual*. <https://www.nice.org.uk/process/pmg20/chapter/introduction> (accessed 22 April 2022)
15. McFarland A, Reilly J, Manoukian S, Mason H. The economic benefits of surgical site infection prevention in adults: a systematic review. *J Hosp Infect* 2020; **106**:76–101
16. Higgins J, Thomas J, Chandler J, Cumpston M, Li T, Page M et al. *Cochrane Handbook for Systematic Reviews of Interventions*. <https://training.cochrane.org/handbook/current> (accessed 6 May 2022)
17. Ware JE, Kosinski M, Keller SD. *SF-36 Physical and Mental Health Summary Scales: a User's Manual*. Boston: Health Assessment Lab, New England Medical Centre, 1994
18. EuroQol Group. Euroqol—a new facility for the measurement of health-related quality of life. *Health Policy* 1990; **16**:199–206
19. Dolan P, Gudex C, Kind P, Williams A. *A Social Tariff For EuroQol: Results From a UK General Population Survey*. Discussion Paper 138. York, England: Centre for Health Economics University of York, 1995
20. Lawrence WF, Fleishman JA. Predicting EuroQoL EQ-5D preference scores from the SF-12 health survey in a nationally representative sample. *Med Decis Making* 2004; **24**:160–169
21. Ara R, Brazier J. Deriving an algorithm to convert the eight mean SF-36 dimension scores into a mean EQ-5D preference-based score from published studies (where patient level data are not available). *Value Health* 2008; **11**:1131–1143
22. Borenstein M, Hedges LV, Higgins JPT, Rothstein HR. A basic introduction to fixed-effect and random-effects models for meta-analysis. *Res Synth Methods* 2010; **1**:97–111
23. Egger M, Smith GD, Schneider M, Minder C. Bias in meta-analysis detected by a simple, graphical test. *BMJ* 1997; **315**:629–634
24. Centers for Disease Control and Prevention. *National Healthcare Safety Network (NHSN) Patient Safety Component Manual*. https://www.cdc.gov/nhsn/pdfs/pscmanual/pscmanual_current.pdf (accessed 22 April 2022)
25. Culver DH, Horan TC, Gaynes RP, Martone WJ, Jarvis WR, Emori TG et al. Surgical wound infection rates by wound class, operative procedure, and patient risk index. National Nosocomial Infections Surveillance System. *Am J Med* 1991; **91**:152S–157S
26. Timberlake. Stata. 2022; 17
27. Comprehensive Meta Analysis. Prediction Intervals Program. 2013; 3
28. von Elm E, Altman DG, Egger M, Pocock SJ, Gøtzsche PC, Vandenbroucke JP. The Strengthening the Reporting of Observational Studies in Epidemiology (STROBE) statement:

- guidelines for reporting observational studies. *J Clin Epidemiol* 2008;**61**:344–349
29. Drummond MF, Jefferson TO. Guidelines for authors and peer reviewers of economic submissions to the BMJ. The BMJ economic evaluation working party. *BMJ* 1996;**313**:275–283
 30. Stalmeier PF, Goldstein MK, Holmes AM, Lenert L, Miyamoto J, Stiggelbout AM *et al*. What should be reported in a methods section on utility assessment? *Med Decis Making* 2001;**21**:200–207
 31. Kuhns BD, Lubelski D, Alvin MD, Taub JS, McGirt MJ, Benzel EC *et al*. Cost and quality of life outcome analysis of postoperative infections after subaxial dorsal cervical fusions. *J Neurosurg Spine* 2015;**22**:381–386
 32. Mok JM, Guillaume TJ, Talu U, Berven SH, Deviren V, Kroeber M *et al*. Clinical outcome of deep wound infection after instrumented posterior spinal fusion: a matched cohort analysis. *Spine (Phila Pa 1976)* 2009;**34**:578–583
 33. Pennington Z, Sundar SJ, Lubelski D, Alvin MD, Benzel EC, Mroz TE. Cost and quality of life outcome analysis of postoperative infections after posterior lumbar decompression and fusion. *J Clin Neurosci* 2019;**68**:105–110
 34. Perencevich EN, Sands KE, Cosgrove SE, Guadagnoli E, Meara E, Platt R. Health and economic impact of surgical site infections diagnosed after hospital discharge. *Emerg Infect Dis* 2003;**9**:196–203
 35. Petilon JM, Glassman SD, Dimar JR, Carreon LY. Clinical outcomes after lumbar fusion complicated by deep wound infection: a case-control study. *Spine (Phila Pa 1976)* 2012;**37**:1370–1374
 36. Whitehouse JD, Friedman ND, Kirkland KB, Richardson WJ, Sexton DJ. The impact of surgical-site infections following orthopedic surgery at a community hospital and a university hospital: adverse quality of life, excess length of stay, and extra cost. *Infect Control Hosp Epidemiol* 2002;**23**:183–189
 37. Matza LS, Kim KJ, Yu H, Belden KA, Chen AF, Kurd M *et al*. Health state utilities associated with post-surgical *Staphylococcus aureus* infections. *Eur J Health Econ* 2019;**20**:819–827
 38. Parker B, Petrou S, Masters JPM, Achana F, Costa ML. Economic outcomes associated with deep surgical site infection in patients with an open fracture of the lower limb. *Bone Joint J* 2018;**100-B**:1506–1510
 39. Totty JP, Moss JWE, Barker E, Mealing SJ, Posnett JW, Chetter IC *et al*. The impact of surgical site infection on hospitalisation, treatment costs, and health-related quality of life after vascular surgery. *Int Wound J* 2021;**18**:261–268
 40. Aboltins C, Dowsey MM, Peel T, Lim WK, Parikh S, Stanley P *et al*. Early prosthetic hip joint infection treated with debridement, prosthesis retention and biofilm-active antibiotics: functional outcomes, quality of life and complications. *Intern Med J* 2013;**43**:810–815
 41. Cahill JL, Shadbolt B, Scarvell JM, Smith PN. Quality of life after infection in total joint replacement. *J Orthop Surg (Hong Kong)* 2008;**16**:58–65
 42. Falavigna A, Righesso O, Traynelis VC, Teles AR, da Silva PG. Effect of deep wound infection following lumbar arthrodesis for degenerative disc disease on long-term outcome: a prospective study: clinical article. *J Neurosurg Spine* 2011;**15**:399–403
 43. Guirro P, Hinarejos P, Puig-Verdie L, Sánchez-Soler J, Leal-Blanquet J, Torres-Claramunt R *et al*. Superficial wound infection does not cause inferior clinical outcome after TKA. *Knee Surg Sports Traumatol Arthrosc* 2016;**24**:3088–3095
 44. Hyldig N, Joergensen JS, Wu C, Bille C, Vinter CA, Sorensen JA *et al*. Cost-effectiveness of incisional negative pressure wound therapy compared with standard care after caesarean section in obese women: a trial-based economic evaluation. *BJOG* 2018;**126**:619–627
 45. Higgins JPT, Savović J, Page MJ, Elbers RG, Sterne JAC. *Chapter 8: Assessing Risk of Bias in a Randomized Trial*. <https://training.cochrane.org/handbook/current/chapter-08> (accessed 22 April 2022)
 46. Sterne JAC, Egger M. Funnel plots for detecting bias in meta-analysis: guidelines on choice of axis. *J Clin Epidemiol* 2001;**54**:1046–1055
 47. Devlin NJ, Parkin D, Browne J. Patient-reported outcome measures in the NHS: new methods for analysing and reporting EQ-5D data. *Health Econ* 2010;**19**:886–905
 48. Dolan P. Modeling valuations for EuroQol health states. *Med Care* 1997;**35**:1095–1108
 49. Gheorghe A, Moran G, Duffy H, Roberts T, Pinkney T, Calvert M. Health utility values associated with surgical site infection: a systematic review. *Value Health* 2015;**18**:1126–1137
 50. Badia JM, Casey AL, Petrosillo N, Hudson PM, Mitchell SA, Crosby C. Impact of surgical site infection on healthcare costs and patient outcomes: a systematic review in six European countries. *J Hosp Infect* 2017;**96**:1–15
 51. European Centre for Disease Prevention and Control. *Facts About Surgical Site Infections*. www.ecdc.europa.eu/en/surgical-site-infections/facts (accessed 21 December 2022)
 52. Haidich AB. Meta-analysis in medical research. *Hippokratia* 2010;**14**:29–37
 53. Sackett DL. *Evidence-based Medicine: How to Practice and Teach EBM* (2nd edn). Edinburgh, Scotland: Churchill Livingstone, 2000