



## Full Length Article

# Physico-chemical characterization of methanolic mixtures of cholinium dihydrogen phosphate-based DES

María S. Álvarez<sup>a,b,\*</sup>, Francisco J. Deive<sup>a,b</sup>, María A. Longo<sup>a,b</sup>, Ana Rodríguez<sup>a</sup>, Luisa Segade<sup>c</sup>, Oscar Cabeza<sup>c,\*</sup>

<sup>a</sup> Departamento de Enxeñaría Química, Universidade de Vigo 36310, Vigo, Spain

<sup>b</sup> CINTECX - Universidade de Vigo, Campus As Lagoas-Marcosende, 36310 Vigo, Spain

<sup>c</sup> Departamento de Física e Ciencias da Terra, 15071 A Coruña, Spain



## ARTICLE INFO

## Keywords:

Deep Eutectic Solvents, Choline dihydrogen phosphate  
Ethylene glycol  
Glycerol  
Methanol, Physical properties

## ABSTRACT

The biocompatibility of three deep eutectic solvents based on cholinium dihydrogen phosphate for their use in lipase-catalyzed reactions was recently demonstrated, so the possible application as cosolvents with methanol in transesterification processes demands an exhaustive characterization of the physical properties. Thus, in this work binary and ternary deep eutectic solvents composed of the abovementioned salt as hydrogen bond acceptor and ethylene glycol and/or glycerol as hydrogen bond donors were synthesized and mixed with methanol. The density, refractive index, electrical conductivity and dynamic viscosity were determined between 293.15 K and 323.15 K. The experimental data were correlated with different well-known equations and derived magnitudes like excess molar volumes, changes of refractive index on mixing and viscosity deviations were inferred in order to get an in-depth characterization of the studied mixtures with cholinium dihydrogen phosphate-based DES. The most intriguing data observed is the great peak measured for ionic conductivity at very high methanol concentration, which is difficult to explain even with the most recent theoretical models.

## 1. Introduction

During the last years, a booming interest in the research of more sustainable solvents has been translated into the synthesis and application of a great number of ionic liquids. These salts, with melting temperatures under 100 °C, were firstly reported by Walden a century ago [1] and they are characterized by their negligible vapor pressure [2], non-flammability [3], thermal stability [4] and tunability [5], thus being applied in an array of applications like biocatalysis [6], separation processes [7] and electrochemistry [8]. These compounds are considered to be the parents of a new kind of substances discovered by Abbot and coworkers in 2001 [9], who opened-up a completely new research field on what were named as Low Transition Temperature Mixtures or Deep Eutectic Solvents (DES). DES are composed of hydrogen bond acceptors (HBA), like ammonium-based salts, amino acids, or lactic acid, and hydrogen bond donors (HBD) like organic acids or polyols [10].

These compounds share many of the advantages of ionic liquid to replace the about 600 existing volatile organic compounds currently employed, although they stand out due to their distinct features and

advantages like their inexpensiveness, easy synthesis, biodegradability, and low toxicity [11]. Due to this, they are employed in a plethora of fields like gas capture, metallurgy, nanotechnology or biotechnology [12]. More specifically, their suitability to be used as solvents in biocatalysis has been firstly demonstrated in 2008 by Kazlauskas et al. [13] and since then, different DES were successfully employed with lipases, lyases, peroxidases, catalases or dehalogenases [14].

In our research group, we have recently demonstrated the suitability of three novel DES to be employed in lipase extraction and biocatalysis, so the physical properties of cholinium dihydrogen phosphate combined with ethylene glycol and/or glycerol were recently determined [15,16]. Therefore, the combination of these DES and lipases for transesterification reactions can be optimum for biodiesel production, as also recently demonstrated by our research group [17]. However, the reaction medium containing typical acyl acceptors like methanol should be characterized prior to develop this process, as these data are crucial for process simulation and its subsequent industrial implementation.

Therefore, in this research work we have thermodynamically characterized methanolic mixtures of three DES (cholinium dihydrogen

\* Corresponding authors.

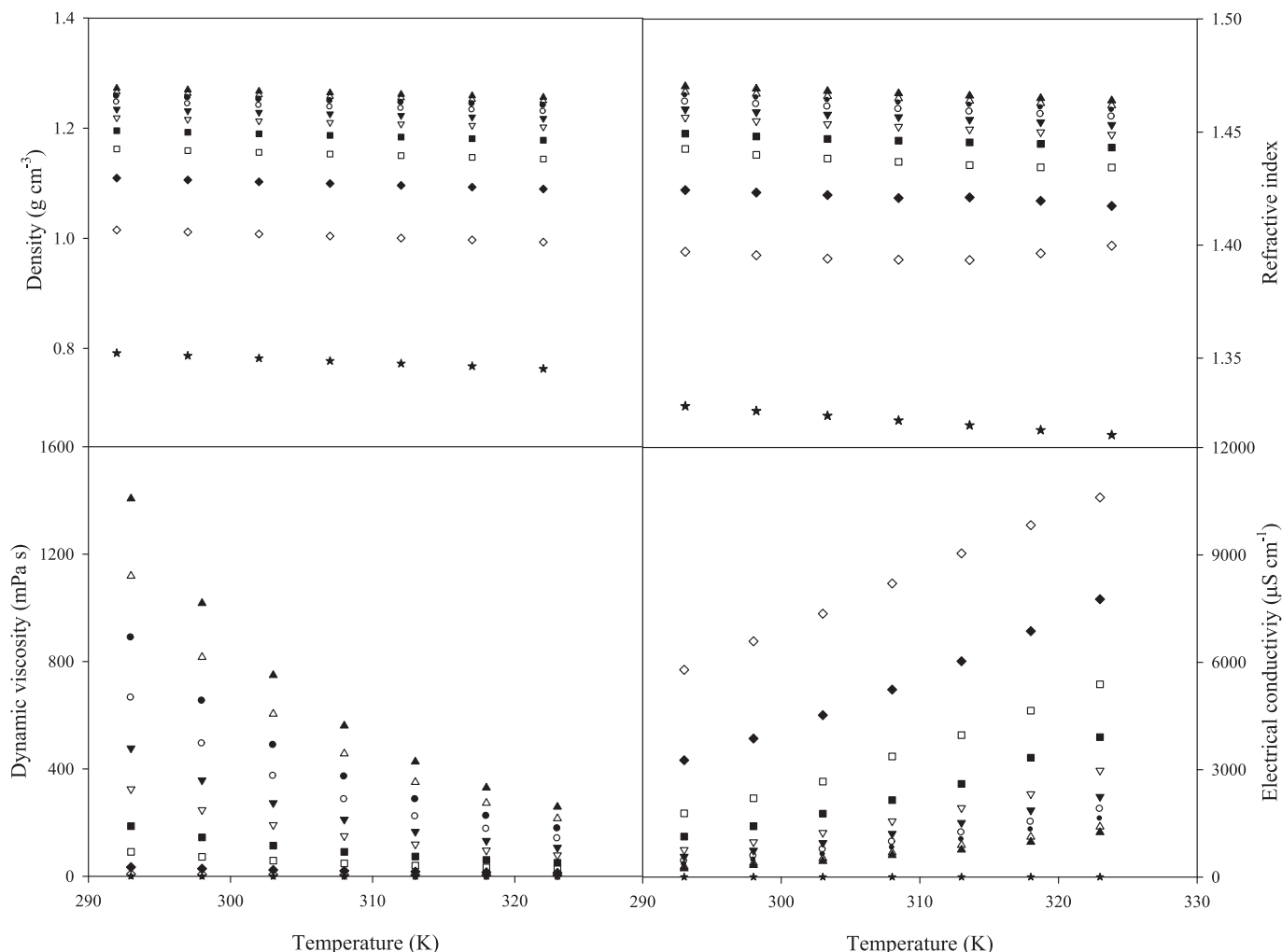
E-mail addresses: [mjaa@uvigo.es](mailto:mjaa@uvigo.es) (M.S. Álvarez), [oscar.cabeza@udc.es](mailto:oscar.cabeza@udc.es) (O. Cabeza).

<https://doi.org/10.1016/j.molliq.2023.122024>

Received 23 February 2023; Received in revised form 21 April 2023; Accepted 3 May 2023

Available online 9 May 2023

0167-7322/© 2023 The Author(s). Published by Elsevier B.V. This is an open access article under the CC BY-NC-ND license (<http://creativecommons.org/licenses/by-nc-nd/4.0/>).



**Fig. 1.** Experimental densities ( $\rho$ ), viscosities ( $\eta$ ), refractive indices ( $n_D$ ) and electrical conductivities ( $\kappa$ ) of methanolic mixtures of DES ChDHP:EG at different temperatures and molar fractions: ( $\Delta$ )  $x_2 = 0.000$ , ( $\rho$ )  $x_2 = 0.1030$ , ( $\bullet$ )  $x_2 = 0.2016$ , ( $\circ$ )  $x_2 = 0.3082$ , ( $\nabla$ )  $x_2 = 0.4050$ , ( $\blacktriangle$ )  $x_2 = 0.4991$ , ( $\blacksquare$ )  $x_2 = 0.6029$ , ( $\square$ )  $x_2 = 0.7015$ , ( $\blacklozenge$ )  $x_2 = 0.8007$ , ( $\blacklozenge$ )  $x_2 = 0.8993$ , ( $*$ )  $x_2 = 1.0000$ , for temperatures comprised between 293.15 K and 323.15 K.

phosphate combined with ethyleneglycol, glycerol or both compounds) for their future applications in biocatalysis, chemical reactions or extraction processes, among others. Thus, density  $\rho$ , electrical conductivity  $\kappa$ , refractive index  $n_D$ , and dynamic viscosity  $\eta$  of the synthesized DES were experimentally ascertained at temperatures comprised between 293.15 K and 323.15 K and atmospheric pressure over all dilution range, but with special attention at very diluted methanolic DES mixtures. There are different models in literature that have been proposed to describe physical properties, like perturbed-chain statistical associating fluid theory [18,19], or even associated with the free volume theory [20], so well-known mathematical expressions were proposed to correlate the experimental data and several derived magnitudes were calculated in order to gain fundamental knowledge about methanolic mixtures of cholinium dihydrogen phosphate-based DES. Special attention has been given to electrical conductivity data due to an unexpected sharp peak measured at high dilution (with molar fraction of methanol about 0.95).

## 2. Experimental

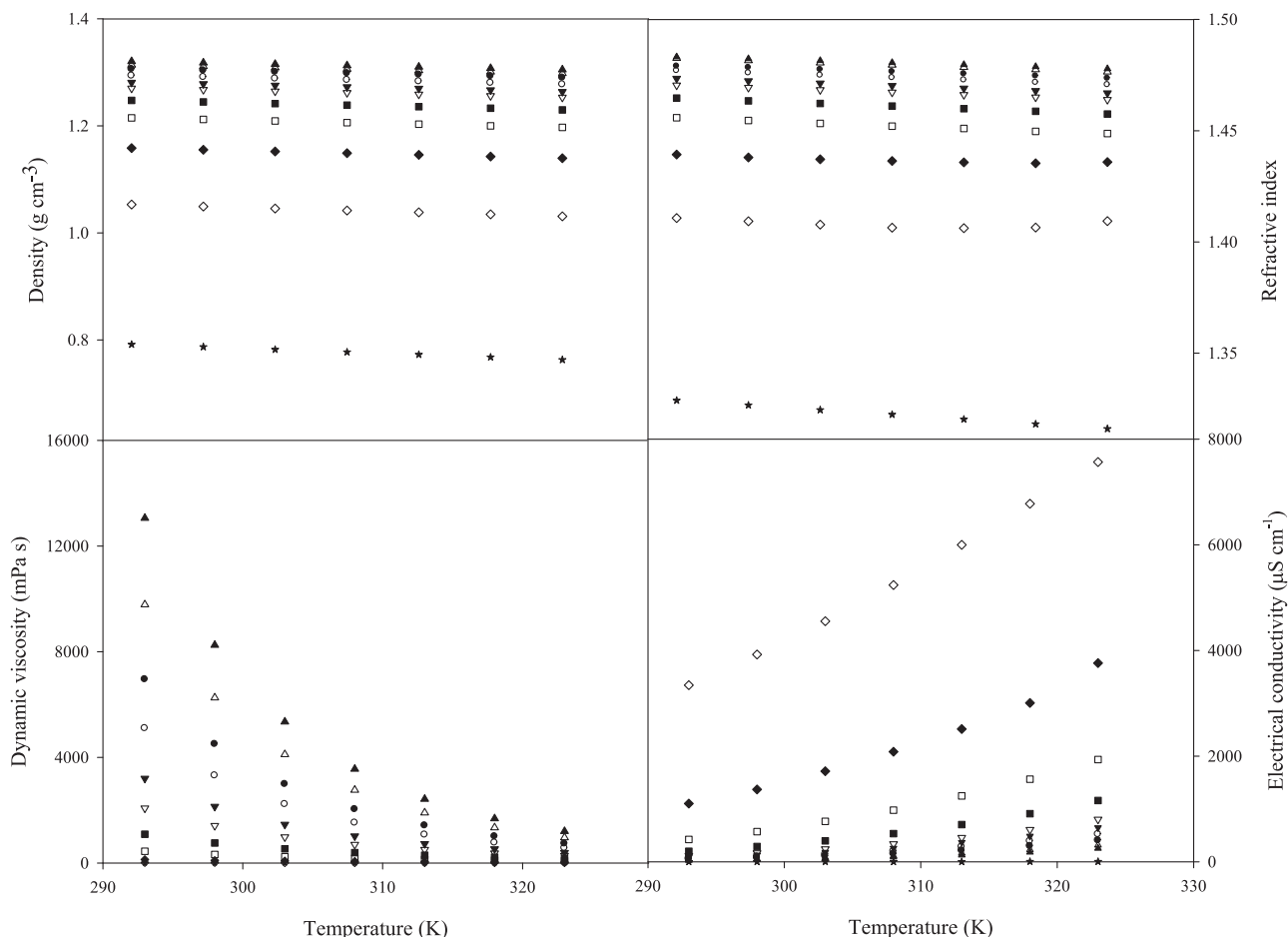
### 2.1. Materials

Methanol (CAS 67–59–1, mass fraction purity > 0.99), glycerol (GLY) (CAS 56–81–5, mass fraction purity > 0.99) and ethyleneglycol

(EG) (CAS 107–21–1, mass fraction purity > 0.99) were acquired from Sigma-Aldrich. Cholinium dihydrogen phosphate (ChDHP) (CAS 83846–92–8, mass fraction purity > 0.98) was purchased from IoLiTec. To remove potential traces of solvents and moisture of the salt, vacuum drying ( $2 \cdot 10^{-1}$  Pa) and moderate temperature ( $T = 323.15$  K) were applied for several days. The water content of liquids reagents was determined by Karl-Fischer titration and was lower than 0.001 (w/w).

### 2.2. DES preparation

The amount of HBA (ChDHP) and HBD (GLY and/or EG) were determined with a Sartorius Cubis MSA balance (125P-100-DA,  $\pm 10^{-5}$  g) and three different DES were prepared: ChDHP:EG (ratio of 1:2), ChDHP:GLY (ratio of 1:2) and ChDHP:EG:GLY (ratio of 1:1:1). They were prepared in glass tubes with screw tops and heated up to 348.15 K with constant magnetic agitation until a clear liquid was obtained (about one hour). Afterwards, the obtained DES was submitted to vacuum-drying ( $2 \times 10^{-1}$  Pa and 323.15 K) for two days. Karl-Fisher titration allowed ascertaining the water mass fraction content for each DES ( $2.4 \cdot 10^{-3}$  for ChDHP:EG,  $1.9 \cdot 10^{-3}$  for ChDHP:GLY and  $2.1 \cdot 10^{-3}$  for ChDHP:EG:GLY).



**Fig. 2.** Experimental densities ( $\rho$ ), viscosities ( $\eta$ ), refractive indices ( $n_D$ ) and electrical conductivities ( $\kappa$ ) of methanolic mixtures of DES ChDHP:GLY at different temperatures and molar fractions: ( $\triangle$ )  $x_2 = 0.000$ , ( $\rho$ )  $x_2 = 0.1030$ , ( $\bullet$ )  $x_2 = 0.2016$ , ( $\circ$ )  $x_2 = 0.3082$ , ( $\nabla$ )  $x_2 = 0.4050$ , ( $\nabla$ )  $x_2 = 0.4991$ , ( $\blacksquare$ )  $x_2 = 0.6029$ , ( $\square$ )  $x_2 = 0.7015$ , ( $\blacklozenge$ )  $x_2 = 0.8007$ , ( $\blacklozenge$ )  $x_2 = 0.8993$ , ( $*$ )  $x_2 = 1.0000$ , for temperatures comprised between 293.15 K and 323.15 K.

### 2.3. Density and viscosity

Density ( $\rho$ ) and dynamic viscosity ( $\eta$ ) were determined with an Anton Paar Stabinger SVM 3000 at different temperatures (293.15 to 323.15) K. The expanded uncertainty in the measurement of density is about  $0.5 \text{ kg}\cdot\text{m}^{-3}$ , while for viscosity, the relative standard uncertainty is  $4\cdot 10^{-3}$  of the measured value. Mixtures were thermostated with an internal Peltier cell (uncertainty of  $\pm 0.02$  K).

### 2.4. Refractive index

Refractive index data ( $n_D$ ) were measured with an ABBEMAT-WR Dr. Kernchen refractometer after calibrating it with tetrachloroethylene and Millipore quality water. The combined expanded uncertainty (level of confidence = 0.95,  $k = 2$ ) for the measurements was calculated to be  $U_c(n_D) = 4 \times 10^{-5}$ .

### 2.5. Electrical conductivity

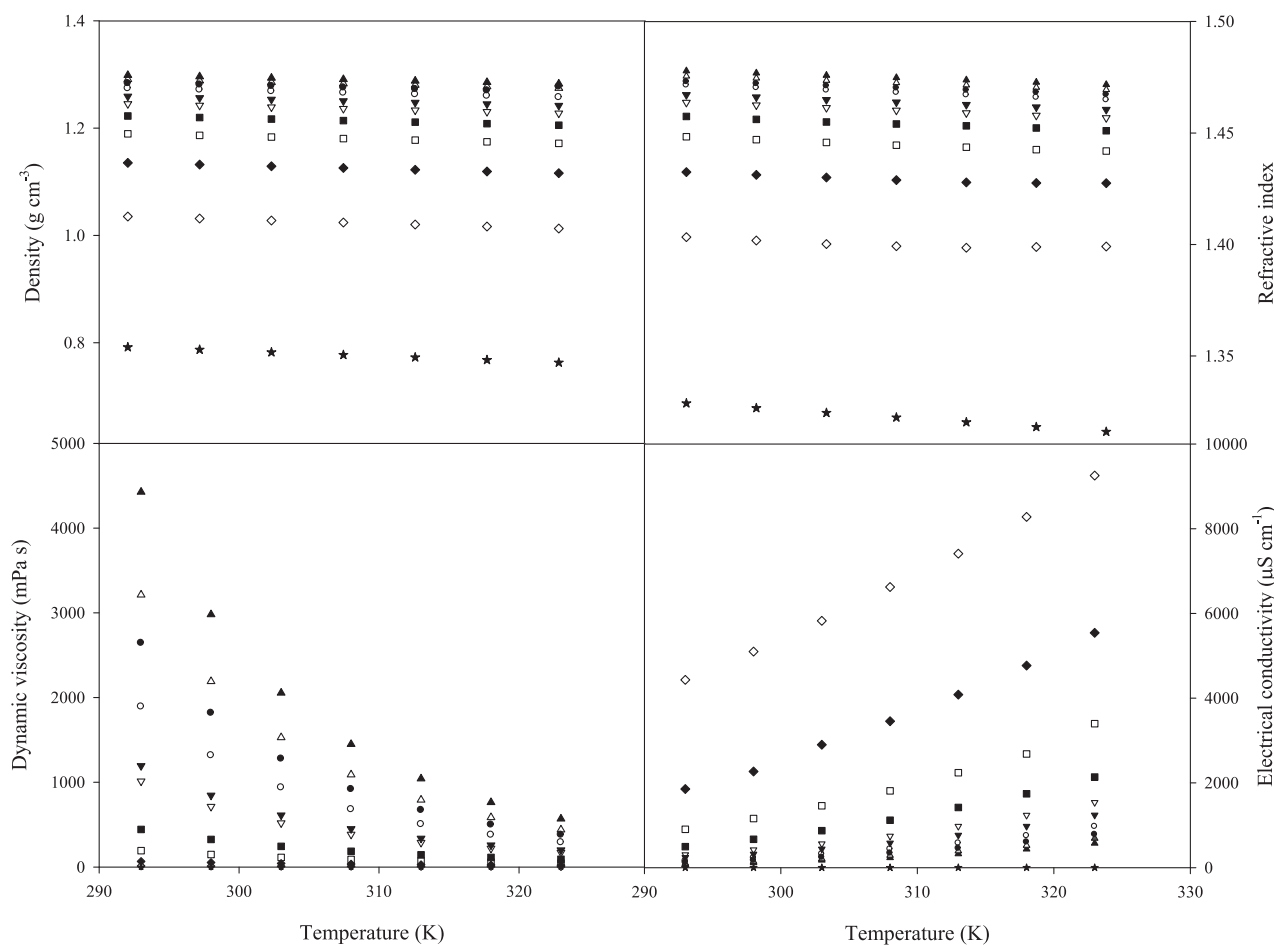
Electrical conductivities ( $\kappa$ ) were ascertained using a Crison GLP3 conductimeter, with a relative standard uncertainty of less than 0.005 in a temperature range from 293.15 to 323.15 K. The conductimeter works with an alternating current of 500 Hz and a voltage of  $0.5 V_{\text{rms}}$  and the reference fluids used to calibrate the measurement instrument were those called as P/N L7W9710.99 and P/N L7W9700.99. The samples were thermostated in an external bath with an uncertainty of 0.1 K and measured at atmospheric pressure.

## 3. Results and discussion

### 3.1. Characterization of methanolic mixtures of DES

As stated in the introduction, determining the physical properties [21] of methanolic mixtures of the synthesized DES is paramount prior to their implementation at industrial scale.

Therefore, density ( $\rho$ ), refractive indices ( $n_D$ ), dynamic viscosities ( $\mu$ ) and electrical conductivities ( $\kappa$ ) of the methanolic binary mixtures with DES from 293.15 to 323.15 K and atmospheric pressure were determined over the entire composition range, with special attention at very diluted methanolic DES mixtures. These data are presented in Figs. 1-3 and Tables S1-S4 in order to compare the differences between the synthesized DES. In all cases, the differences recorded for the whole composition range between pure DES and methanol are lower than  $0.3 \text{ g}\cdot\text{cm}^{-3}$ , with the most outstanding variations for the molar composition of methanol ( $x_2$ )  $> 0.8$ . Usually, DES density is higher than that of water, although the selected HBD and HBA decisively influence the density values with variations  $> 0.5 \text{ g}\cdot\text{cm}^{-3}$  when ChCl:GLY or ZnCl<sub>2</sub>:Urea are studied [22,23]. In the present case where the HBA is kept the same, it can be noted how HBD affects density, and the use of ethyleneglycol involves lower densities than glycerol, which means that the increase of hydroxyl groups involves a greater capacity of hydrogen bond formation, thus leading to a more compact structure, in line with previous studies [24]. On the other hand, the comparison with other DES containing the same HBD but different HBA, like ChCl:EG and ChCl:GLY, [22] evidences the existence of higher density values when ChDHP is



**Fig. 3.** Experimental densities ( $\rho$ ), viscosities ( $\eta$ ), refractive indices ( $n_D$ ) and electrical conductivities ( $\kappa$ ) of methanolic mixtures of DES ChDHP:EG:GLY at different temperatures and molar fractions: ( $\triangle$ )  $x_2 = 0.000$ , ( $\rho$ )  $x_2 = 0.1030$ , ( $\bullet$ )  $x_2 = 0.2016$ , ( $\circ$ )  $x_2 = 0.3082$ , ( $\nabla$ )  $x_2 = 0.4050$ , ( $\nabla$ )  $x_2 = 0.4991$ , ( $\blacksquare$ )  $x_2 = 0.6029$ , ( $\square$ )  $x_2 = 0.7015$ , ( $\blacklozenge$ )  $x_2 = 0.8007$ , ( $\blacklozenge$ )  $x_2 = 0.8993$ , ( $*$ )  $x_2 = 1.0000$ , for temperatures comprised between 293.15 K and 323.15 K.

employed. The reason for such differences could be the different predicted octanol–water partition coefficient ( $\log P$ ) values for chloride and dihydrogen phosphate anions ( $\log P$  of 0.61 and  $-1.02$ , respectively [26]) that demonstrates the higher ability of DHP to establish hydrogen bonds.

Regarding viscosity, a physical property that has been considered as a relevant barrier for industrial implementation of DES, the data depicted in Figs. 1-3 reveal important differences depending on the HBD, following the order: EG < EG:GLY < GLY. It has already been reported that the establishment of a compact hydrogen bond network between DES components usually results in a reduced mobility of free species within DES, which is ultimately translated into a greater viscosity [27]. Therefore, the higher number of OH groups in glycerol leading to a greater hydrogen bonds formation involves viscosity values almost 10-fold higher than those recorded for EG-based DES (both with EG alone or mixed with GLY). This is analogous with the trends recorded when ChCl:GLY and ChCl:EG DES were characterized [27,28]. Additionally, it is observed in Figs. 1-3 that dynamic viscosity of methanolic mixtures drastically decreases as methanol concentration is increased, so the mixing with this kind of low-viscosity solvents is a tool to make it viable the industrial implementation of these DES.

In relation with the refractive index, there are not many research works focused on the study of DES refractive indices, most of them tackling solvents composed of ChCl as HBA. The data recorded for ChDHP shown in Figs. 1-3 are similar to those obtained when ChCl is employed as HBA [25], and the addition of methanol does not involve significant changes for all the composition range (values comprised

between 1.4 and 1.5 for compositions between  $x_2 = 0.1$  and 0.9), but some minimal variations. In this sense, it can be observed that some refractive indices are positively correlated with temperature while other follow the contrary trend. Several authors have converged upon the idea that refractive index variation with temperature ( $dn/dT$ ) may be positive or negative depending on the material. For instance, while lead halide perovskite and plastics displayed negative coefficients, glass substances were positive [29,30]. It has also been reported in these papers that a substance may display changes of thermo-optic coefficient depending on the temperature, going from constant values between 10 and 30 °C to negative results at higher temperatures.

Similarly, almost no data about DES conductivity can be found in literature, so the characterization of the synthesized DES is interesting in terms of fundamental knowledge. In this sense, although the data presented in Figs. 1-3 reveal that all ChDHP-based DES present conductivity values similar to those reported in literature for other Ch-based DES [31], the increase in methanol concentrations up to  $x_2 = 0.9$  involves a great increase in conductivity at levels > 20 folds higher than those recorded in the pure DES. Additionally, the use of EG as HBD entails higher conductivity values, probably due to the higher ions mobility in this compound compared with GLY.

### 3.2. Mathematical modelling of experimental data for methanolic mixtures

An exhaustive characterization of the systems requires the use of mathematical expressions to completely define the relationship between

**Table 1**  
Fitting parameters and standard deviation ( $\sigma$ ) for density and refractive index correlation in methanolic mixtures of DES as a function at temperature.

| ChDHP:EG (1) + MeOH (2)     |                                     |                    |                   |        |                       |                   |          |
|-----------------------------|-------------------------------------|--------------------|-------------------|--------|-----------------------|-------------------|----------|
| $x_2$                       | $\rho(\text{g}\cdot\text{cm}^{-3})$ |                    |                   | $n_D$  | $\sigma$              |                   |          |
|                             | $A_0$                               | $A_1$              | $\sigma$          |        | $A_0$                 | $A_1$             | $\sigma$ |
| 0.0000                      | 1.4333                              | $-5.49 \cdot 10^4$ | $3.50 \cdot 10^5$ | 1.5314 | $-2.10 \cdot 10^{-4}$ | $1.04 \cdot 10^5$ |          |
| 0.1030                      | 1.4255                              | $-5.44 \cdot 10^4$ | $5.55 \cdot 10^5$ | 1.5263 | $-2.01 \cdot 10^{-4}$ | $6.05 \cdot 10^5$ |          |
| 0.2016                      | 1.4197                              | $-5.53 \cdot 10^4$ | $7.56 \cdot 10^5$ | 1.5296 | $-2.16 \cdot 10^{-4}$ | $1.37 \cdot 10^5$ |          |
| 0.3082                      | 1.4107                              | $-5.59 \cdot 10^4$ | $7.53 \cdot 10^5$ | 1.5284 | $-2.22 \cdot 10^{-4}$ | $8.65 \cdot 10^5$ |          |
| 0.4050                      | 1.3987                              | $-5.60 \cdot 10^4$ | $4.52 \cdot 10^5$ | 1.5268 | $-2.28 \cdot 10^{-4}$ | $1.59 \cdot 10^5$ |          |
| 0.4991                      | 1.3835                              | $-5.61 \cdot 10^4$ | $3.74 \cdot 10^5$ | 1.5269 | $-2.41 \cdot 10^{-4}$ | $3.72 \cdot 10^5$ |          |
| 0.6029                      | 1.3656                              | $-5.80 \cdot 10^4$ | $1.53 \cdot 10^6$ | 1.5045 | $-1.89 \cdot 10^{-4}$ | $2.24 \cdot 10^5$ |          |
| 0.7015                      | 1.3421                              | $-6.13 \cdot 10^4$ | $3.45 \cdot 10^5$ | 1.5215 | $-2.73 \cdot 10^{-4}$ | $6.85 \cdot 10^5$ |          |
| 0.8007                      | 1.3031                              | $-6.61 \cdot 10^4$ | $4.37 \cdot 10^5$ | 1.4925 | $-2.32 \cdot 10^{-4}$ | $1.47 \cdot 10^5$ |          |
| 0.8993                      | 1.2303                              | $-7.34 \cdot 10^4$ | $5.46 \cdot 10^5$ | 1.4992 | $-3.48 \cdot 10^{-4}$ | $2.30 \cdot 10^5$ |          |
| 1.0000                      | 1.0708                              | $-9.52 \cdot 10^4$ | $6.02 \cdot 10^5$ | 1.4531 | $-4.24 \cdot 10^{-4}$ | $1.87 \cdot 10^5$ |          |
| ChDHP:GLY (1) + MeOH (2)    |                                     |                    |                   |        |                       |                   |          |
| $x_2$                       | $\rho(\text{g}\cdot\text{cm}^{-3})$ |                    |                   | $n_D$  | $\sigma$              |                   |          |
|                             | $A_0$                               | $A_1$              | $\sigma$          |        | $A_0$                 | $A_1$             | $\sigma$ |
| 0.0000                      | 1.4722                              | $-5.18 \cdot 10^4$ | $2.04 \cdot 10^5$ | 1.5338 | $-1.73 \cdot 10^{-4}$ | $5.55 \cdot 10^5$ |          |
| 0.1065                      | 1.4676                              | $-5.24 \cdot 10^4$ | $4.21 \cdot 10^5$ | 1.5419 | $-2.03 \cdot 10^{-4}$ | $2.63 \cdot 10^5$ |          |
| 0.2024                      | 1.4619                              | $-5.29 \cdot 10^4$ | $6.75 \cdot 10^5$ | 1.5325 | $-1.82 \cdot 10^{-4}$ | $9.45 \cdot 10^5$ |          |
| 0.3004                      | 1.4531                              | $-5.44 \cdot 10^4$ | $4.84 \cdot 10^5$ | 1.5390 | $-2.12 \cdot 10^{-4}$ | $2.43 \cdot 10^5$ |          |
| 0.4058                      | 1.44924                             | $-5.72 \cdot 10^4$ | $7.61 \cdot 10^5$ | 1.5375 | $-2.18 \cdot 10^{-4}$ | $2.43 \cdot 10^5$ |          |
| 0.5005                      | 1.4378                              | $-5.71 \cdot 10^4$ | $5.30 \cdot 10^5$ | 1.5330 | $-2.13 \cdot 10^{-4}$ | $4.80 \cdot 10^5$ |          |
| 0.5992                      | 1.4199                              | $-5.88 \cdot 10^4$ | $3.98 \cdot 10^5$ | 1.5336 | $-2.35 \cdot 10^{-4}$ | $2.09 \cdot 10^5$ |          |
| 0.7010                      | 1.3898                              | $-5.94 \cdot 10^4$ | $3.39 \cdot 10^5$ | 1.5249 | $-2.36 \cdot 10^{-4}$ | $8.57 \cdot 10^5$ |          |
| 0.7998                      | 1.3429                              | $-6.29 \cdot 10^4$ | $3.52 \cdot 10^5$ | 1.4811 | $-1.44 \cdot 10^{-4}$ | $2.35 \cdot 10^5$ |          |
| 0.9003                      | 1.2680                              | $-7.34 \cdot 10^4$ | $2.77 \cdot 10^5$ | 1.4810 | $-2.41 \cdot 10^{-4}$ | $2.72 \cdot 10^5$ |          |
| 1.0000                      | 1.0706                              | $-9.52 \cdot 10^4$ | $6.02 \cdot 10^5$ | 1.4531 | $-4.24 \cdot 10^{-4}$ | $1.87 \cdot 10^5$ |          |
| ChDHP:EG:GLY (1) + MeOH (2) |                                     |                    |                   |        |                       |                   |          |
| $x_2$                       | $\rho(\text{g}\cdot\text{cm}^{-3})$ |                    |                   | $n_D$  | $\sigma$              |                   |          |
|                             | $A_0$                               | $A_1$              | $\sigma$          |        | $A_0$                 | $A_1$             | $\sigma$ |
| 0.0000                      | 1.4545                              | $-5.31 \cdot 10^4$ | $5.72 \cdot 10^5$ | 1.5379 | $-2.05 \cdot 10^{-4}$ | $1.49 \cdot 10^5$ |          |
| 0.1014                      | 1.4498                              | $-5.42 \cdot 10^4$ | $4.93 \cdot 10^5$ | 1.5346 | $-2.02 \cdot 10^{-4}$ | $3.70 \cdot 10^5$ |          |
| 0.2040                      | 1.4449                              | $-5.50 \cdot 10^4$ | $5.15 \cdot 10^5$ | 1.5296 | $-1.93 \cdot 10^{-4}$ | $2.69 \cdot 10^5$ |          |
| 0.2975                      | 1.4382                              | $-5.60 \cdot 10^4$ | $4.95 \cdot 10^5$ | 1.5348 | $-2.17 \cdot 10^{-4}$ | $2.23 \cdot 10^5$ |          |
| 0.4061                      | 1.4264                              | $-5.70 \cdot 10^4$ | $6.23 \cdot 10^5$ | 1.5320 | $-2.21 \cdot 10^{-4}$ | $6.43 \cdot 10^6$ |          |
| 0.5011                      | 1.4157                              | $-5.81 \cdot 10^4$ | $9.15 \cdot 10^5$ | 1.5312 | $-2.30 \cdot 10^{-4}$ | $2.42 \cdot 10^5$ |          |
| 0.5998                      | 1.3914                              | $-5.75 \cdot 10^4$ | $5.96 \cdot 10^5$ | 1.5163 | $-2.02 \cdot 10^{-4}$ | $9.82 \cdot 10^5$ |          |
| 0.7001                      | 1.3641                              | $-5.96 \cdot 10^4$ | $2.47 \cdot 10^5$ | 1.5135 | $-2.23 \cdot 10^{-4}$ | $9.76 \cdot 10^5$ |          |
| 0.7998                      | 1.3251                              | $-6.47 \cdot 10^4$ | $2.57 \cdot 10^5$ | 1.4995 | $-2.29 \cdot 10^{-4}$ | $5.50 \cdot 10^5$ |          |
| 0.9007                      | 1.2521                              | $-7.40 \cdot 10^4$ | $4.52 \cdot 10^5$ | 1.4702 | $-2.30 \cdot 10^{-4}$ | $2.55 \cdot 10^4$ |          |
| 1.0000                      | 1.0706                              | $-9.52 \cdot 10^4$ | $6.02 \cdot 10^5$ | 1.4531 | $-4.24 \cdot 10^{-4}$ | $1.87 \cdot 10^5$ |          |

**Table 2**  
Fitting parameters and standard deviation ( $\sigma$ ) for viscosity and conductivity VTF correlations of methanolic mixtures of DES as a function of temperature.

| ChDHP:EG (1) + MeOH (2)              |                     |                     |                     |                     |                     |
|--------------------------------------|---------------------|---------------------|---------------------|---------------------|---------------------|
| $x_2$                                | 0                   | 0.1                 | 0.2                 | 0.3                 | 0.4                 |
| $\eta_{\infty}$                      | 0.0384              | 0.0386              | 0.0386              | 0.0390              | 0.0396              |
| $B_{\eta}$                           | 1642                | 1613                | 1579                | 1540                | 1491                |
| $T_{\eta}$                           | 137.0               | 136.2               | 136.0               | 135.1               | 134.5               |
| $\sigma$ (mPa-s)                     | 0.76                | 0.64                | 0.36                | 0.36                | 0.1                 |
| $\kappa_{\infty}$                    | $7.6 \cdot 10^{-6}$ | $1.5 \cdot 10^{-4}$ | $1.9 \cdot 10^{-4}$ | $1.8 \cdot 10^{-4}$ | $1.7 \cdot 10^{-4}$ |
| $B_{\kappa}$                         | -5390               | -4814               | -4950               | -5282               | -5797               |
| $T_{\kappa}$                         | 607                 | 622                 | 632                 | 649                 | 676                 |
| $\sigma$ ( $\mu\text{S}/\text{cm}$ ) | 66                  | 30                  | 37                  | 37                  | 48                  |
| $x_2$                                | 0.5                 | 0.6                 | 0.7                 | 0.8                 | 0.9                 |
| $\eta_{\infty}$                      | 0.0531              | 0.0585              | 0.0569              | 0.0541              | 0.0480              |
| $B_{\eta}$                           | 1346                | 1243                | 1161                | 1072                | 892                 |
| $T_{\eta}$                           | 138.7               | 139.1               | 135.7               | 126.7               | 117.5               |
| $\sigma$ (mPa-s)                     | 0.0                 | 0.031               | 0.012               | 0.010               | 0.045               |
| $\kappa_{\infty}$                    | $7.1 \cdot 10^{-5}$ | $7.7 \cdot 10^{-5}$ | $9.7 \cdot 10^{-5}$ | $7.1 \cdot 10^{-5}$ | $4.6 \cdot 10^{-5}$ |
| $B_{\kappa}$                         | -6577               | -7301               | -8550               | -12048              | -18443              |
| $T_{\kappa}$                         | 698                 | 734                 | 802                 | 900                 | 1280                |
| $\sigma$ ( $\mu\text{S}/\text{cm}$ ) | 38                  | 64                  | 125                 | 375                 | 167                 |
| ChDHP:GLY (1) + MeOH (2)             |                     |                     |                     |                     |                     |
| $x_2$                                | 0                   | 0.1                 | 0.2                 | 0.3                 | 0.4                 |
| $\eta_{\infty}$                      | 0.0381              | 0.0383              | 0.0384              | 0.0385              | 0.0394              |
| $B_{\eta}$                           | 1681                | 1650                | 1602                | 1547                | 1506                |
| $T_{\eta}$                           | 161.3               | 160.6               | 160.8               | 162.0               | 159.9               |
| $\sigma$ (mPa-s)                     | 30                  | 20                  | 13                  | 6.2                 | 6.0                 |
| $\kappa_{\infty}$                    | $1.4 \cdot 10^{-6}$ | $1.4 \cdot 10^{-5}$ | $1.7 \cdot 10^{-4}$ | $1.7 \cdot 10^{-4}$ | $1.6 \cdot 10^{-4}$ |
| $B_{\kappa}$                         | -5390               | -2788               | -2880               | -3087               | -3387               |
| $T_{\kappa}$                         | 607                 | 513                 | 519                 | 530                 | 546                 |
| $\sigma$ ( $\mu\text{S}/\text{cm}$ ) | 9.5                 | 7                   | 9.1                 | 13                  | 17                  |
| $x_2$                                | 0.5                 | 0.6                 | 0.7                 | 0.8                 | 0.9                 |
| $\eta_{\infty}$                      | 0.0385              | 0.0577              | 0.0561              | 0.0531              | 0.0464              |
| $B_{\eta}$                           | 1470                | 1276                | 1187                | 1078                | 907                 |
| $T_{\eta}$                           | 158.2               | 163.6               | 160.9               | 154.8               | 137.1               |
| $\sigma$ (mPa-s)                     | 3.0                 | 1.5                 | 0.54                | 0.29                | 0.008               |
| $\kappa_{\infty}$                    | $6.8 \cdot 10^{-5}$ | $7.3 \cdot 10^{-5}$ | $9.4 \cdot 10^{-5}$ | $3.1 \cdot 10^{-6}$ | $4.7 \cdot 10^{-5}$ |
| $B_{\kappa}$                         | -4058               | -4697               | -5573               | -12048              | -13005              |
| $T_{\kappa}$                         | 572                 | 606                 | 654                 | 900                 | 1011                |
| $\sigma$ ( $\mu\text{S}/\text{cm}$ ) | 19                  | 28                  | 41                  | 120                 | 110                 |
| ChDHP:EG:GLY (1) + MeOH (2)          |                     |                     |                     |                     |                     |
| $x_2$                                | 0                   | 0.1                 | 0.2                 | 0.3                 | 0.4                 |
| $\eta_{\infty}$                      | 0.0684              | 0.0546              | 0.0554              | 0.0602              | 0.0593              |
| $B_{\eta}$                           | 1478                | 1505                | 1479                | 1413                | 1359                |
| $T_{\eta}$                           | 159.7               | 156.1               | 155.9               | 156.7               | 156.0               |
| $\sigma$ (mPa-s)                     | 8.3                 | 5                   | 4.1                 | 2.9                 | 1.6                 |
| $\kappa_{\infty}$                    | $3.3 \cdot 10^{-6}$ | $5.0 \cdot 10^{-5}$ | $5.2 \cdot 10^{-5}$ | $5.0 \cdot 10^{-5}$ | $4.9 \cdot 10^{-5}$ |
| $B_{\kappa}$                         | -5390               | -2788               | -2880               | -3087               | -3387               |
| $T_{\kappa}$                         | 607                 | 513                 | 519                 | 530                 | 546                 |
| $\sigma$ ( $\mu\text{S}/\text{cm}$ ) | 9.5                 | 7                   | 9.1                 | 13                  | 17                  |
| $x_2$                                | 0.5                 | 0.6                 | 0.7                 | 0.8                 | 0.9                 |
| $\eta_{\infty}$                      | 0.0583              | 0.0583              | 0.0567              | 0.0542              | 0.0461              |
| $B_{\eta}$                           | 1326                | 1248                | 1164                | 1057                | 897                 |
| $T_{\eta}$                           | 157.3               | 153.5               | 150.1               | 144.5               | 133.2               |
| $\sigma$ (mPa-s)                     | 1.3                 | 0.39                | 0.13                | 0.067               | 0.023               |
| $\kappa_{\infty}$                    | $4.8 \cdot 10^{-5}$ | $4.8 \cdot 10^{-5}$ | $4.1 \cdot 10^{-5}$ | $4.8 \cdot 10^{-6}$ | $4.6 \cdot 10^{-5}$ |
| $B_{\kappa}$                         | -5530               | -6397               | -7370               | -12047              | -14780              |
| $T_{\kappa}$                         | 643                 | 686                 | 727                 | 900                 | 1096                |
| $\sigma$ ( $\mu\text{S}/\text{cm}$ ) | 36.2                | 47.3                | 41.2                | 121                 | 97.9                |

temperature and physical properties. First of all, from the data depicted in Figs. 1-3, it is evident a linear relationship between temperature and density/refractive index, so the experimental data were fitted to the following expression:

$$Q = \sum_{i=0}^m A_i T^i = A_0 + A_1 T \tag{1}$$

where Q is the physical property ( $\rho$  and  $n_D$ ), T is the temperature in K,  $A_i$  are the model parameters and  $m = 1$  is the degree of the polynomial expansion. The values of the fitting parameters were calculated after minimizing the standard deviations ( $\sigma$ ) with solver tool in Microsoft excel:

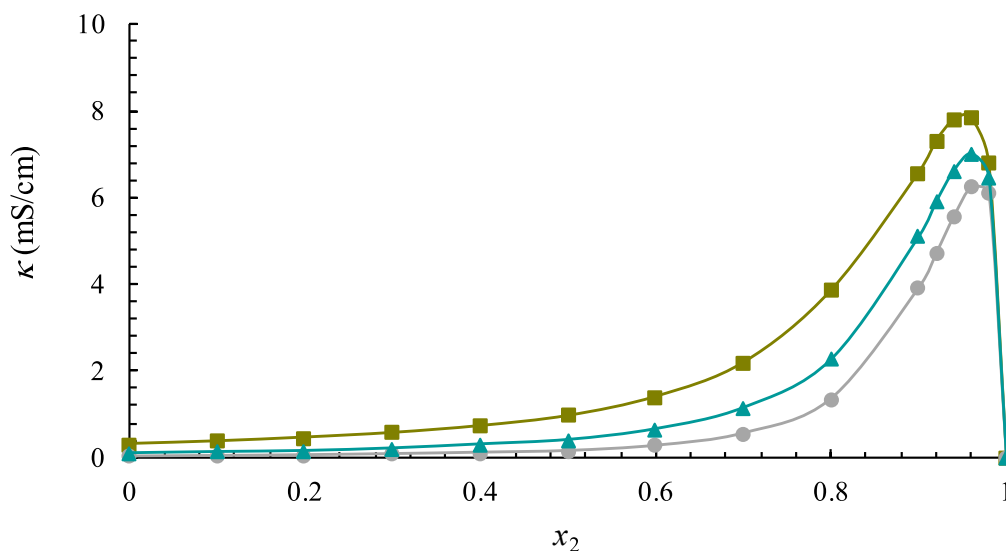


Fig. 4. Electrical conductivity of methanolic mixtures of DES at 298.15 K. ChDHP:EG (■), ChDHP:GLY (●) and ChDHP:EG:GLY(△). (○) are guides to the eye.

$$\sigma = \left( \frac{\sum_{i=1}^{n_{DAT}} (z_{exp} - z_{pred})^2}{n_{DAT}} \right)^{1/2} \quad (2)$$

where  $z_{exp}$  and  $z_{pred}$  represent the empirical and theoretical values, respectively, and  $n_{DAT}$  stands for the number of experimental points. The obtained data are presented in Table 1 together with the standard deviations ( $\sigma$ ). It can be concluded that density and refractive index are successfully correlated with the proposed mathematical expression as supported by the lower standard deviation values for the two physical properties.

On the other hand, the viscosity and conductivity data presented in Table S4, as well as in Figs. 1-3 evidence a non-linear relationship between temperature and these physical properties. Although Arrhenius type equations could be used as it have been demonstrated to be useful in binary mixtures of DES and methanol [32], in this case we have bet in a Vogel-Tamman-Fulcher (VTF) relationship [33–35], which reads,

$$F = F_{\infty} \cdot \exp\{B_F / (T - T_F)\} \quad (3)$$

where  $F$  is the physical property ( $\eta$  or  $\kappa$ ). For viscosity,  $\eta_{\infty}$  is the limiting value of the magnitude,  $B_{\eta}$  is a coefficient related with the activation energy of hopping and  $T_{\eta}$  is the so called Vogel temperature, which is near the glass transition point [33]. The obtained parameters from the fitting of our data are listed in Table 2, together with the standard deviation (obtained from Eq. (2)) of the VTF fit. As observed, the  $B_{\eta}$  parameter decreases when methanol concentration increases, which means that activation energy for the mass transport also decreases. As noted above, the most interesting result obtained is the giant peak in the electrical conductivity observed at very high methanol concentration, with,

$x_2 = 0.95$  (i.e., twenty methanol molecules for each DES unity), presented in Fig. 4 for the three methanolic mixtures studied at 298.15 K. As observed, the maximum conductivity is about 20 times higher than that of the corresponding pure DES.

### 3.3. Calculation of excess molar volumes, refractive index on mixing and viscosity deviations

Excess molar volume ( $V_m^E$ ), changes of refractive index on mixing ( $\Delta n_D$ ) and viscosity deviations ( $\Delta \eta$ ) were calculated for all the temperatures under study by using the following mathematical expressions:

$$V_m^E = \sum_{i=1}^N x_i M_i (\rho^{-1} - \rho_i^{-1}) \quad (4)$$

Table 3

Fitting parameters.  $\alpha_i$ . calculated from Eq (4). Eq (5). Eq (6) and Eq (7). and standard deviations.  $\sigma$ . for the binary mixture: ChDHP:EG (1) + MeOH (2) at several temperatures.

|                       |  | $V_m^E$ ( $\text{cm}^3 \text{mol}^{-1}$ ) |              |              |              |              |            |
|-----------------------|--|---|--------------|--------------|--------------|--------------|------------|
| 293.15                |  | $\alpha_0 =$                              | $\alpha_1 =$ | $\alpha_2 =$ | $\alpha_3 =$ | $\alpha_4 =$ | $\sigma =$ |
| K                     |  | -5.9646                                   | -4.8659      | -1.5892      | -4.0289      | -8.4288      | 0.012      |
| 298.15                |  | $\alpha_0 =$                              | $\alpha_1 =$ | $\alpha_2 =$ | $\alpha_3 =$ | $\alpha_4 =$ | $\sigma =$ |
| K                     |  | -6.1606                                   | -5.1604      | -1.4742      | -4.0779      | -8.7852      | 0.014      |
| 303.15                |  | $\alpha_0 =$                              | $\alpha_1 =$ | $\alpha_2 =$ | $\alpha_3 =$ | $\alpha_4 =$ | $\sigma =$ |
| K                     |  | -6.3730                                   | -5.4393      | -0.9091      | -4.0789      | -10.006      | 0.014      |
| 308.15                |  | $\alpha_0 =$                              | $\alpha_1 =$ | $\alpha_2 =$ | $\alpha_3 =$ | $\alpha_4 =$ | $\sigma =$ |
| K                     |  | -6.6451                                   | -5.6165      | -0.9596      | -4.2911      | -10.274      | 0.013      |
| 313.15                |  | $\alpha_0 =$                              | $\alpha_1 =$ | $\alpha_2 =$ | $\alpha_3 =$ | $\alpha_4 =$ | $\sigma =$ |
| K                     |  | -6.9119                                   | -5.6896      | -1.0427      | -4.4115      | -10.694      | 0.014      |
| 318.15                |  | $\alpha_0 =$                              | $\alpha_1 =$ | $\alpha_2 =$ | $\alpha_3 =$ | $\alpha_4 =$ | $\sigma =$ |
| K                     |  | -7.1546                                   | -5.8403      | -0.8634      | -4.7110      | -11.604      | 0.016      |
| 323.15                |  | $\alpha_0 =$                              | $\alpha_1 =$ | $\alpha_2 =$ | $\alpha_3 =$ | $\alpha_4 =$ | $\sigma =$ |
| K                     |  | -7.4370                                   | -5.9683      | -0.6604      | -4.8096      | -12.500      | 0.016      |
| $\Delta n_D$          |  | $\alpha_0 =$                              | $\alpha_1 =$ | $\alpha_2 =$ | $\alpha_3 =$ | $\alpha_4 =$ | $\sigma =$ |
| 293.15                |  | 0.2272                                    | 0.1766       | 0.1351       | 0.1668       | 0.1161       | 0.0008     |
| 298.15                |  | $\alpha_0 =$                              | $\alpha_1 =$ | $\alpha_2 =$ | $\alpha_3 =$ | $\alpha_4 =$ | $\sigma =$ |
| K                     |  | 0.2277                                    | 0.1726       | 0.1312       | 0.1782       | 0.1349       | 0.0005     |
| 303.15                |  | $\alpha_0 =$                              | $\alpha_1 =$ | $\alpha_2 =$ | $\alpha_3 =$ | $\alpha_4 =$ | $\sigma =$ |
| K                     |  | 0.2292                                    | 0.1730       | 0.1303       | 0.1819       | 0.1419       | 0.0004     |
| 308.15                |  | $\alpha_0 =$                              | $\alpha_1 =$ | $\alpha_2 =$ | $\alpha_3 =$ | $\alpha_4 =$ | $\sigma =$ |
| K                     |  | 0.2315                                    | 0.1728       | 0.1192       | 0.1940       | 0.1752       | 0.0006     |
| 313.15                |  | $\alpha_0 =$                              | $\alpha_1 =$ | $\alpha_2 =$ | $\alpha_3 =$ | $\alpha_4 =$ | $\sigma =$ |
| K                     |  | 0.2354                                    | 0.1740       | 0.1082       | 0.2132       | 0.2154       | 0.0005     |
| 318.15                |  | $\alpha_0 =$                              | $\alpha_1 =$ | $\alpha_2 =$ | $\alpha_3 =$ | $\alpha_4 =$ | $\sigma =$ |
| K                     |  | 0.2369                                    | 0.1669       | 0.0865       | 0.2631       | 0.3066       | 0.0011     |
| 323.15                |  | $\alpha_0 =$                              | $\alpha_1 =$ | $\alpha_2 =$ | $\alpha_3 =$ | $\alpha_4 =$ | $\sigma =$ |
| K                     |  | 0.2382                                    | 0.1641       | 0.0966       | 0.3244       | 0.3640       | 0.0011     |
| $\Delta \eta$ (mPa s) |  | $\alpha_0 =$                              | $\alpha_1 =$ | $\alpha_2 =$ | $\alpha_3 =$ | $\alpha_4 =$ | $\sigma =$ |
| 293.15                |  | -1525.3                                   | -209.26      | 122.68       | 385.17       | -175.38      | 1.080      |
| 298.15                |  | $\alpha_0 =$                              | $\alpha_1 =$ | $\alpha_2 =$ | $\alpha_3 =$ | $\alpha_4 =$ | $\sigma =$ |
| K                     |  | -1053.7                                   | -182.42      | 62.884       | 258.52       | -90.556      | 0.804      |
| 308.15                |  | $\alpha_0 =$                              | $\alpha_1 =$ | $\alpha_2 =$ | $\alpha_3 =$ | $\alpha_4 =$ | $\sigma =$ |
| K                     |  | -525.52                                   | -134.80      | 8.5287       | 140.86       | -38.408      | 0.513      |
| 313.15                |  | $\alpha_0 =$                              | $\alpha_1 =$ | $\alpha_2 =$ | $\alpha_3 =$ | $\alpha_4 =$ | $\sigma =$ |
| K                     |  | -378.90                                   | -109.16      | -14.555      | 90.410       | -1.2385      | 0.314      |
| 318.15                |  | $\alpha_0 =$                              | $\alpha_1 =$ | $\alpha_2 =$ | $\alpha_3 =$ | $\alpha_4 =$ | $\sigma =$ |
| K                     |  | -276.58                                   | -89.813      | -23.568      | 65.370       | 13.567       | 0.258      |
| 323.15                |  | $\alpha_0 =$                              | $\alpha_1 =$ | $\alpha_2 =$ | $\alpha_3 =$ | $\alpha_4 =$ | $\sigma =$ |
| K                     |  | -203.93                                   | -74.221      | -27.756      | 46.284       | 0.8153       | 0.217      |

**Table 4**

Fitting parameters,  $\alpha_i$ , calculated from Eq (4), Eq (5), Eq (6) and Eq (7), and standard deviations,  $\sigma$ , for the binary mixture: ChDHP:GLY (1) + MeOH (2) at several temperatures.

| $V_m^E (cm^3 mol^{-1})$ |              |              |              |              |              |            |
|-------------------------|--------------|--------------|--------------|--------------|--------------|------------|
| 293.15                  | $\alpha_0 =$ | $\alpha_1 =$ | $\alpha_2 =$ | $\alpha_3 =$ | $\alpha_4 =$ | $\sigma =$ |
| K                       | -6.8743      | -7.9655      | -0.7565      | -0.3443      | -10.093      | 0.036      |
| 298.15                  | $\alpha_0 =$ | $\alpha_1 =$ | $\alpha_2 =$ | $\alpha_3 =$ | $\alpha_4 =$ | $\sigma =$ |
| K                       | -7.6774      | -7.7356      | 0.4424       | -1.3654      | -10.668      | 0.031      |
| 303.15                  | $\alpha_0 =$ | $\alpha_1 =$ | $\alpha_2 =$ | $\alpha_3 =$ | $\alpha_4 =$ | $\sigma =$ |
| K                       | -7.6438      | -7.3345      | -0.5189      | -2.6034      | -12.105      | 0.035      |
| 308.15                  | $\alpha_0 =$ | $\alpha_1 =$ | $\alpha_2 =$ | $\alpha_3 =$ | $\alpha_4 =$ | $\sigma =$ |
| K                       | -7.8167      | -7.6233      | 0.4609       | -2.6564      | -12.632      | 0.038      |
| 313.15                  | $\alpha_0 =$ | $\alpha_1 =$ | $\alpha_2 =$ | $\alpha_3 =$ | $\alpha_4 =$ | $\sigma =$ |
| K                       | -7.9234      | -7.5799      | -0.9462      | -3.3668      | -10.768      | 0.037      |
| 318.15                  | $\alpha_0 =$ | $\alpha_1 =$ | $\alpha_2 =$ | $\alpha_3 =$ | $\alpha_4 =$ | $\sigma =$ |
| K                       | -8.0394      | -8.1380      | -0.2170      | -2.8128      | -12.955      | 0.042      |
| 323.15                  | $\alpha_0 =$ | $\alpha_1 =$ | $\alpha_2 =$ | $\alpha_3 =$ | $\alpha_4 =$ | $\sigma =$ |
| K                       | -8.4846      | -9.0570      | -1.2668      | -2.0101      | -10.574      | 0.036      |
| $\Delta n_D$            |              |              |              |              |              |            |
| 293.15                  | $\alpha_0 =$ | $\alpha_1 =$ | $\alpha_2 =$ | $\alpha_3 =$ | $\alpha_4 =$ | $\sigma =$ |
| K                       | 0.2592       | 0.2040       | 0.1085       | 0.2262       | 0.3009       | 0.0008     |
| 298.15                  | $\alpha_0 =$ | $\alpha_1 =$ | $\alpha_2 =$ | $\alpha_3 =$ | $\alpha_4 =$ | $\sigma =$ |
| K                       | 0.2605       | 0.2043       | 0.1136       | 0.2307       | 0.2966       | 0.0008     |
| 303.15                  | $\alpha_0 =$ | $\alpha_1 =$ | $\alpha_2 =$ | $\alpha_3 =$ | $\alpha_4 =$ | $\sigma =$ |
| K                       | 0.2617       | 0.2061       | 0.1202       | 0.2353       | 0.2911       | 0.0007     |
| 308.15                  | $\alpha_0 =$ | $\alpha_1 =$ | $\alpha_2 =$ | $\alpha_3 =$ | $\alpha_4 =$ | $\sigma =$ |
| K                       | 0.2629       | 0.2079       | 0.1273       | 0.2403       | 0.2863       | 0.0006     |
| 313.15                  | $\alpha_0 =$ | $\alpha_1 =$ | $\alpha_2 =$ | $\alpha_3 =$ | $\alpha_4 =$ | $\sigma =$ |
| K                       | 0.2645       | 0.2078       | 0.1282       | 0.2582       | 0.3051       | 0.0007     |
| 318.15                  | $\alpha_0 =$ | $\alpha_1 =$ | $\alpha_2 =$ | $\alpha_3 =$ | $\alpha_4 =$ | $\sigma =$ |
| K                       | 0.2661       | 0.2059       | 0.1249       | 0.2848       | 0.3386       | 0.0007     |
| 323.15                  | $\alpha_0 =$ | $\alpha_1 =$ | $\alpha_2 =$ | $\alpha_3 =$ | $\alpha_4 =$ | $\sigma =$ |
| K                       | 0.2680       | 0.1999       | 0.1148       | 0.3432       | 0.4172       | 0.0009     |
| $\Delta \eta$ (mPa s)   |              |              |              |              |              |            |
| 293.15                  | $\alpha_0 =$ | $\alpha_1 =$ | $\alpha_2 =$ | $\alpha_3 =$ | $\alpha_4 =$ | $\sigma =$ |
| K                       | -17830       | 4132.1       | -3247.6      | -226.62      | -6521.7      | 65.29      |
| 298.15                  | $\alpha_0 =$ | $\alpha_1 =$ | $\alpha_2 =$ | $\alpha_3 =$ | $\alpha_4 =$ | $\sigma =$ |
| K                       | -10857       | 2309.8       | -2605.0      | -453.47      | 5074.6       | 35.64      |
| 303.15                  | $\alpha_0 =$ | $\alpha_1 =$ | $\alpha_2 =$ | $\alpha_3 =$ | $\alpha_4 =$ | $\sigma =$ |
| K                       | -6773.8      | 1202.5       | -1758.0      | -354.03      | 3507.2       | 23.97      |
| 308.15                  | $\alpha_0 =$ | $\alpha_1 =$ | $\alpha_2 =$ | $\alpha_3 =$ | $\alpha_4 =$ | $\sigma =$ |
| K                       | -4327.7      | 664.07       | -1315.5      | -330.52      | 2578.5       | 14.79      |
| 313.15                  | $\alpha_0 =$ | $\alpha_1 =$ | $\alpha_2 =$ | $\alpha_3 =$ | $\alpha_4 =$ | $\sigma =$ |
| K                       | -2821.4      | 356.37       | -981.61      | -295.21      | 1903.2       | 9.553      |
| 318.15                  | $\alpha_0 =$ | $\alpha_1 =$ | $\alpha_2 =$ | $\alpha_3 =$ | $\alpha_4 =$ | $\sigma =$ |
| K                       | -1875.1      | -179.97      | -719.26      | -240.24      | 1376.3       | 6.438      |
| 323.15                  | $\alpha_0 =$ | $\alpha_1 =$ | $\alpha_2 =$ | $\alpha_3 =$ | $\alpha_4 =$ | $\sigma =$ |
| K                       | -1272.1      | -87.095      | -543.12      | -192.18      | 1011.8       | 4.630      |

**Table 5**

Fitting parameters,  $\alpha_i$ , calculated from Eq (4), Eq (5), Eq (6) and Eq (7), and standard deviations,  $\sigma$ , for the binary mixture: ChDHP:EG:GLY (1) + MeOH (2) at several temperatures.

| $V_m^E (cm^3 mol^{-1})$ |              |              |              |              |              |            |
|-------------------------|--------------|--------------|--------------|--------------|--------------|------------|
| 293.15                  | $\alpha_0 =$ | $\alpha_1 =$ | $\alpha_2 =$ | $\alpha_3 =$ | $\alpha_4 =$ | $\sigma =$ |
| K                       | -5.9947      | -5.0966      | -3.5036      | -7.6408      | -4.1423      | 0.051      |
| 298.15                  | $\alpha_0 =$ | $\alpha_1 =$ | $\alpha_2 =$ | $\alpha_3 =$ | $\alpha_4 =$ | $\sigma =$ |
| K                       | -6.1671      | -5.3088      | -3.6460      | -7.6095      | -4.6666      | 0.049      |
| 303.15                  | $\alpha_0 =$ | $\alpha_1 =$ | $\alpha_2 =$ | $\alpha_3 =$ | $\alpha_4 =$ | $\sigma =$ |
| K                       | -6.2651      | -5.6109      | -4.1048      | -7.3436      | -4.8035      | 0.049      |
| 308.15                  | $\alpha_0 =$ | $\alpha_1 =$ | $\alpha_2 =$ | $\alpha_3 =$ | $\alpha_4 =$ | $\sigma =$ |
| K                       | -6.3927      | -5.8598      | -4.9551      | -7.9128      | -3.3881      | 0.055      |
| 313.15                  | $\alpha_0 =$ | $\alpha_1 =$ | $\alpha_2 =$ | $\alpha_3 =$ | $\alpha_4 =$ | $\sigma =$ |
| K                       | -6.5934      | -6.7545      | -3.3952      | -5.5653      | -8.2510      | 0.041      |
| 318.15                  | $\alpha_0 =$ | $\alpha_1 =$ | $\alpha_2 =$ | $\alpha_3 =$ | $\alpha_4 =$ | $\sigma =$ |
| K                       | -6.7978      | -6.7946      | -4.0648      | -6.8315      | -6.4737      | 0.052      |
| 323.15                  | $\alpha_0 =$ | $\alpha_1 =$ | $\alpha_2 =$ | $\alpha_3 =$ | $\alpha_4 =$ | $\sigma =$ |
| K                       | -7.1382      | -7.0131      | -4.1472      | -5.9828      | -7.9885      | 0.050      |
| $\Delta n_D$            |              |              |              |              |              |            |
| 293.15                  | $\alpha_0 =$ | $\alpha_1 =$ | $\alpha_2 =$ | $\alpha_3 =$ | $\alpha_4 =$ | $\sigma =$ |
| K                       | 0.2418       | 0.1837       | 0.1248       | 0.2164       | 0.1943       | 0.0006     |
| 298.15                  | $\alpha_0 =$ | $\alpha_1 =$ | $\alpha_2 =$ | $\alpha_3 =$ | $\alpha_4 =$ | $\sigma =$ |
| K                       | 0.2432       | 0.1847       | 0.1275       | 0.2184       | 0.1959       | 0.0005     |
| 303.15                  | $\alpha_0 =$ | $\alpha_1 =$ | $\alpha_2 =$ | $\alpha_3 =$ | $\alpha_4 =$ | $\sigma =$ |
| K                       | 0.2448       | 0.1862       | 0.1312       | 0.2198       | 0.1946       | 0.0005     |
| 308.15                  | $\alpha_0 =$ | $\alpha_1 =$ | $\alpha_2 =$ | $\alpha_3 =$ | $\alpha_4 =$ | $\sigma =$ |
| K                       | 0.2467       | 0.1873       | 0.1305       | 0.2263       | 0.2060       | 0.0006     |
| 313.15                  | $\alpha_0 =$ | $\alpha_1 =$ | $\alpha_2 =$ | $\alpha_3 =$ | $\alpha_4 =$ | $\sigma =$ |
| K                       | 0.2490       | 0.1897       | 0.1302       | 0.2330       | 0.2195       | 0.0007     |
| 318.15                  | $\alpha_0 =$ | $\alpha_1 =$ | $\alpha_2 =$ | $\alpha_3 =$ | $\alpha_4 =$ | $\sigma =$ |
| K                       | 0.2511       | 0.1891       | 0.1296       | 0.2566       | 0.2498       | 0.0007     |
| 323.15                  | $\alpha_0 =$ | $\alpha_1 =$ | $\alpha_2 =$ | $\alpha_3 =$ | $\alpha_4 =$ | $\sigma =$ |
| K                       | 0.2526       | 0.1900       | 0.1389       | 0.2785       | 0.2629       | 0.0007     |
| $\Delta \eta$ (mPa s)   |              |              |              |              |              |            |
| 293.15                  | $\alpha_0 =$ | $\alpha_1 =$ | $\alpha_2 =$ | $\alpha_3 =$ | $\alpha_4 =$ | $\sigma =$ |
| K                       | -5609.0      | -291.30      | 1510.6       | 3606.3       | -4561.2      | 24.97      |
| 298.15                  | $\alpha_0 =$ | $\alpha_1 =$ | $\alpha_2 =$ | $\alpha_3 =$ | $\alpha_4 =$ | $\sigma =$ |
| K                       | -3589.1      | -271.38      | 503.87       | 2286.6       | -2303.37     | 17.22      |
| 303.15                  | $\alpha_0 =$ | $\alpha_1 =$ | $\alpha_2 =$ | $\alpha_3 =$ | $\alpha_4 =$ | $\sigma =$ |
| K                       | -2355.9      | -287.50      | 106.98       | 1623.4       | -1270.3      | 8.924      |
| 308.15                  | $\alpha_0 =$ | $\alpha_1 =$ | $\alpha_2 =$ | $\alpha_3 =$ | $\alpha_4 =$ | $\sigma =$ |
| K                       | -1591.7      | -257.65      | 78.426       | 1108.5       | -886.11      | 6.628      |
| 313.15                  | $\alpha_0 =$ | $\alpha_1 =$ | $\alpha_2 =$ | $\alpha_3 =$ | $\alpha_4 =$ | $\sigma =$ |
| K                       | -1101.5      | -214.29      | 83.593       | 768.31       | -668.63      | 3.946      |
| 318.15                  | $\alpha_0 =$ | $\alpha_1 =$ | $\alpha_2 =$ | $\alpha_3 =$ | $\alpha_4 =$ | $\sigma =$ |
| K                       | -746.84      | -196.39      | -130.30      | 591.93       | -241.99      | 3.248      |
| 323.15                  | $\alpha_0 =$ | $\alpha_1 =$ | $\alpha_2 =$ | $\alpha_3 =$ | $\alpha_4 =$ | $\sigma =$ |
| K                       | -545.27      | -155.52      | 42.691       | 393.41       | -361.41      | 2.918      |

$$\Delta n_D = n_D - \sum_{i=1}^N x_i n_{Di} \quad (5)$$

$$\Delta \eta = \eta - \sum_{i=1}^N (\eta_i^o \cdot x_i) \quad (6)$$

Where  $M_i$  is the molecular weight of each pure component and  $x_i$  is the molar concentration of the pure DES and methanol. In all cases, a Redlich-Kister type equation [36] was used to model these excess and derived properties:

$$\Delta Q = x_1 \cdot (1 - x_1) \sum_{i=0}^m A_i \cdot (2x_1 - 1)^i \quad (7)$$

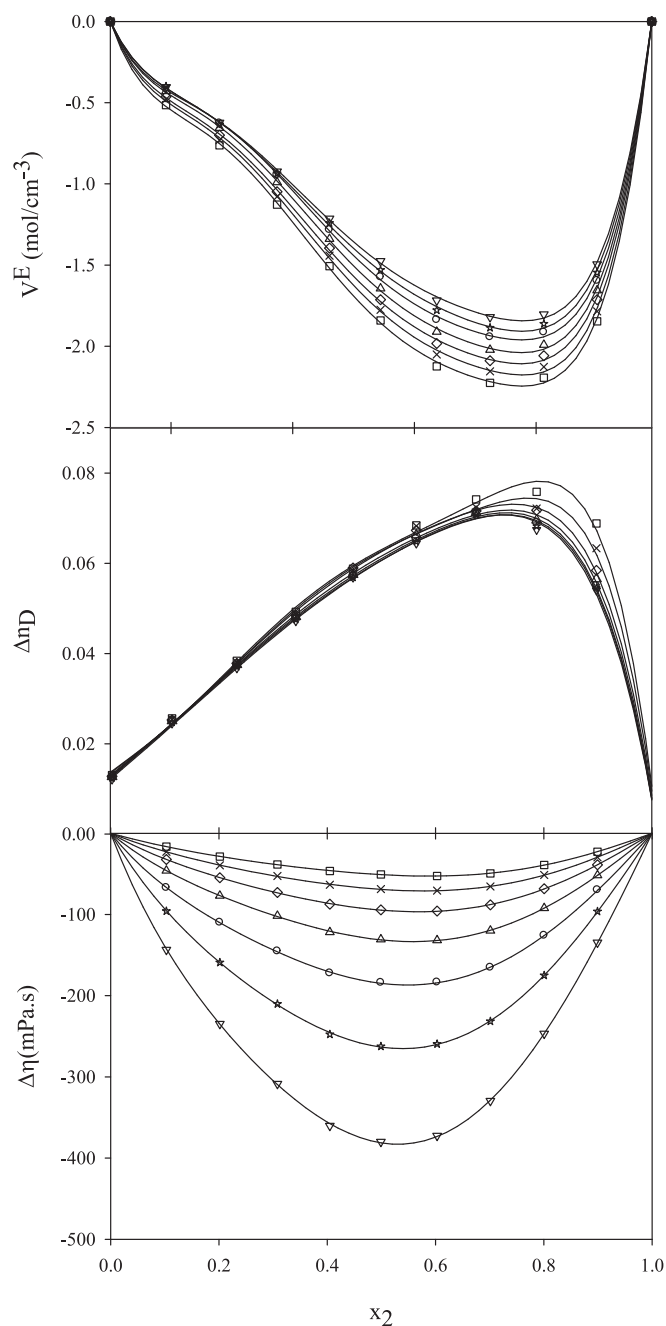
being  $\Delta Q$  the excess or derived property and  $A_i$  the adjustable parameters. Once the standard deviations were minimized with Eq (2), their values and those of the obtained parameters were compiled in Tables 3, 4 and 5. Additionally, Figs. 5, 6 and 7 allow visualizing how the Redlich-Kister-type fittings describe the obtained data.

Regarding the excess volumes, it can be noticed that all the systems display negative-valued excess molar volumes, with a minimum placed at methanol molar concentrations around 0.8, no matter the

temperature under study. This suggests that small species are included in the void spaces of the mixture, without breaking DES pseudo-lattice order, a behavior coincident with what has been detected in previous research works focused on choline chloride as HBA [37]. It can also be observed that higher temperatures lead to a weakening of the hydrogen bonds in methanolic solutions, as excess molar volumes are more negative at increased temperatures [38]. The comparison between EG and GLY-based DES reveals a great homology with what has been concluded previously for ethaline and glyceline (DES composed of ChCl and EG and GLY, respectively) [25], as GLY involves more negative excess volumes than EG.

Contrarily to excess volumes,  $\Delta n_D$  values for methanolic mixtures of the synthesized DES are always positive for all the compositions and temperatures under study. This is due to a weakening of the interplays between species when they bear different polarities, as it has been reported previously [39].

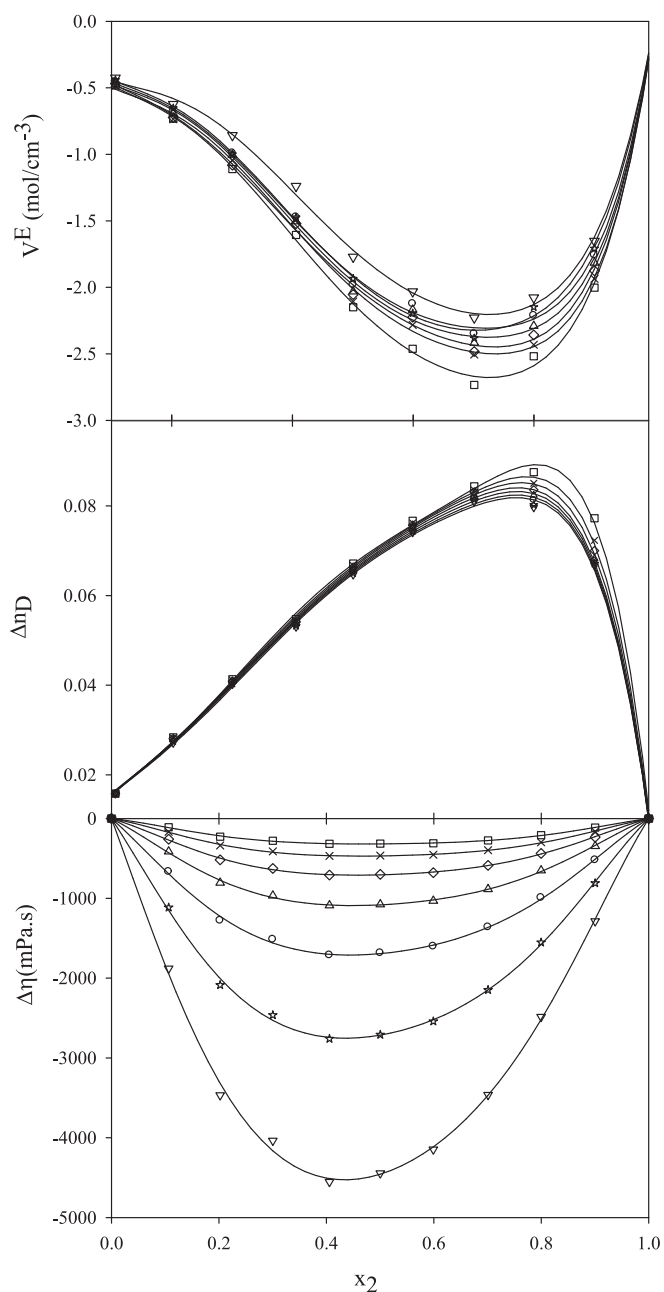
In addition,  $\Delta \eta$  is negative for all the concentrations under study, and an increase in temperature is translated into greater viscosity deviation values for the three synthesized DES. This behavior has been also observed in the study of the viscosity deviations in methanolic mixtures of cholinium-based ionic liquids [40], and has been attributed to the existence of a more compact structure due to methanol inclusion into the



**Fig. 5.** Excess molar volumes ( $V_m^E$ ), changes of refractive index on mixing ( $\Delta n_D$ ) and viscosity deviations ( $\Delta\eta$ ) of the binary mixture containing ChDHP:EG (1) and  $\text{CH}_3\text{OH}$  (2), at 293.15 K ( $\nabla$ ), 298.15 K (\*), 303.15 K ( $\circ$ ), 308.15 K ( $\Delta$ ), 313.15 K ( $\blacklozenge$ ), 318.15 K ( $\times$ ) 323.15 K ( $\square$ ).

cavities of the ionic liquid.

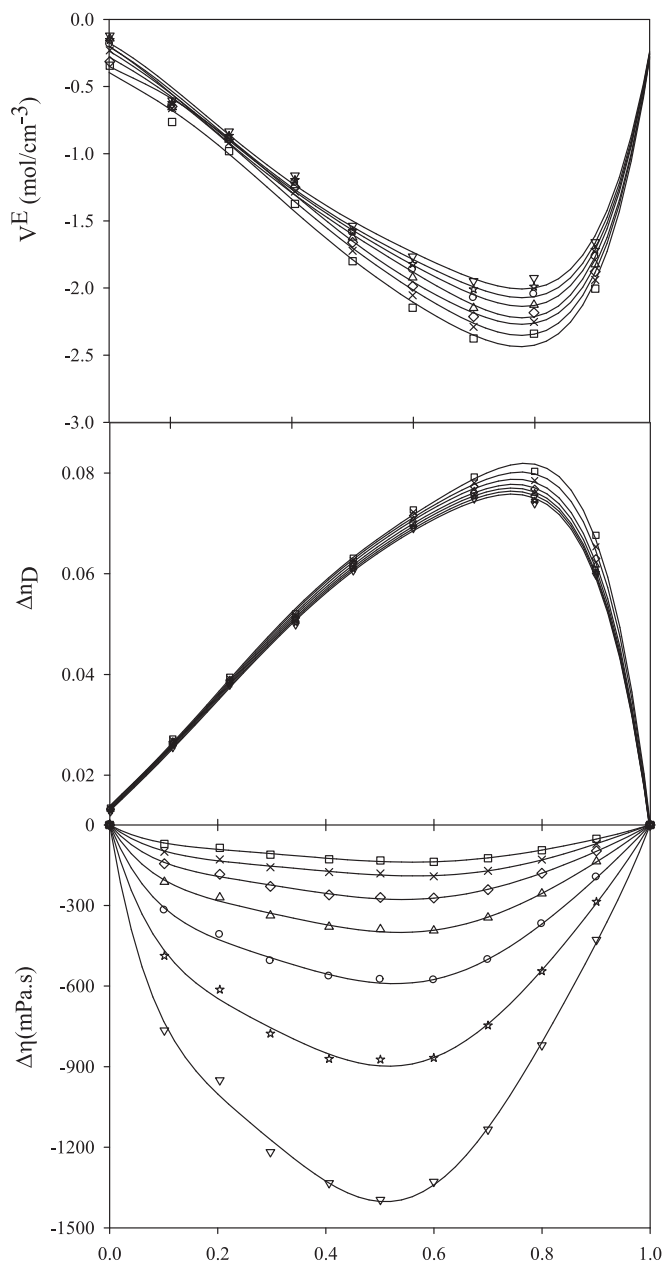
Also, we have observed that refractive index and density values in the mixtures are related and the former depends on the value of the latter. Thus, we have observed that the refractive index can be obtained from the relationship,  $n_D = 0.29 \cdot \rho(\text{g}/\text{cm}^3) + 1.10$ , independently of the DES used in the mixture or its temperature, as shown in Fig. 8 for the three mixtures at 293.15 K, 298.15 K and 308.15 K. Note that at the highest temperatures used refractive index data for the most diluted mixtures is not accurate due to the solvent evaporation in the refractometer, so enriching the mixture with DES. Independently, we have observed that the classical Newton relationship giving refractive index of the mixture, in terms of the values of density and refractive index of both pure compounds [41].



**Fig. 6.** Excess molar volumes ( $V_m^E$ ), changes of refractive index on mixing ( $\Delta n_D$ ) and viscosity deviations ( $\Delta\eta$ ) of the binary mixture containing ChDHP:GLY (1) and  $\text{CH}_3\text{OH}$  (2), at 293.15 K ( $\nabla$ ), 298.15 K (\*), 303.15 K ( $\circ$ ), 308.15 K ( $\Delta$ ), 313.15 K ( $\blacklozenge$ ), 318.15 K ( $\times$ ) 323.15 K ( $\square$ ).

Regarding electrical conductivity data, there is no point to obtain the excess magnitude as for the other properties, because its value in a mixture is never ideal (in fact there is no formal definition of ideal mixture relative to conductivity). Conductivity value not only depend on the number of free ions, but their mobility, which increases with decreasing ions concentration. Thus, it is typical to obtain a peak in the conductivity curve, being the maximum at the concentration where the mobility of the ions respecting its number is optimal [42]. The unusual behavior obtained here is the sharp peak observed at very low DES concentration ( $x_1 = 0.05$ ), which represents about 20 solvent molecules per ionic pair. This behavior is not universal for DES mixtures, since there are previous reports where there no peak in the conductivity was found for any concentration in mixtures of choline chloride with dimethyl sulfoxide [43], while other authors have observed a peak for

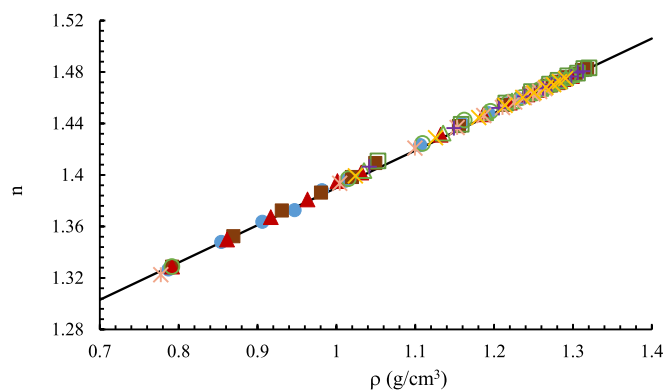




**Fig. 7.** Excess molar volumes ( $V_m^E$ ), changes of refractive index on mixing ( $\Delta n_D$ ) and viscosity deviations ( $\Delta \eta$ ) of the binary mixture containing ChDHP:EG:GLY (1) and  $\text{CH}_3\text{OH}$  (2), at 293.15 K ( $\nabla$ ), 298.15 K (\*), 303.15 K ( $\circ$ ), 308.15 K ( $\Delta$ ), 313.15 K ( $\blacklozenge$ ), 318.15 K ( $\times$ ) 323.15 K ( $\square$ ).

the conductivity in aqueous mixtures of different DES (as glucose–choline chloride, sucrose–choline chloride, 1,2-propanediol–choline chloride, lactic acid:glucose) at about a 60 % of water concentration, except for the mixture with proline:malic acid, where the peak appeared at a very high water concentration as a 80 % in weight [44]. Respecting mixtures of DES with methanol some results have been published showing a peak but at lower methanol concentration (with  $x_2 = 0.8$ ) [45,46]. Also, in those references the observed increase in the conductivity value with solvent addition depends on the pair DES-solvent used, ranging from 10 to 100 times higher at the peak concentration respecting its value when pure.

We have tried to fit the obtained conductivity curve using the recently proposed expression based in a pseudo-lattice structure in the mixture for all the concentration range. This model is capable of fitting the majority of electrolytes, including those formed by ionic liquids



**Fig. 8.** Plot of refractive index vs density for the binary mixtures studied. ChDHP:EG and  $\text{CH}_3\text{OH}$  at 293.15 K ( $\circ$ ), 298.15 K ( $\bullet$ ), 308.15 K (\*); ChDHP:GLY and  $\text{CH}_3\text{OH}$  at 293.15 K ( $\square$ ), 298.15 K ( $\blacksquare$ ), 308.15 K (+); ChDHP:EG:GLY and  $\text{CH}_3\text{OH}$  at 293.15 K ( $\Delta$ ), 298.15 K ( $\triangle$ ), 308.15 K ( $\times$ ). The straight line is the best fit of all data shown.

[45], which are dissociated when the solvent concentration is so high that solvent molecules cannot occupy the interionic space (so giving place to a negative excess molar volume). This equation reads [47],

$$\kappa = \kappa_0 (\phi_0 \phi_S \nu_B + \phi_0^2 + \phi_0^2 \phi_S \Delta \nu) \quad (8)$$

where  $\kappa_0$  is the electrical conductivity of the pure IL,  $\phi_0$  and  $\phi_S$  the molar partial volume of the pure DES and the solvent respectively (obviously  $\phi_0 + \phi_S = 1$  in a binary mixture). In Equation (8), the term  $\nu_B$  represent the jumping frequency of ion hopping between adjacent cells, while  $\Delta \nu$  takes into account the different frequencies of jumping depending on the cell type, and both will be used as free parameters to fit the corresponding data. The resulting curves for the three methanolic mixtures of DES at 298.15 K have been plotted in Fig. 9, where we observe that even this recently proposed equation cannot fit the giant peak measured, nor determine the concentration where it appears. We guess that a novel charge transport mechanism is present in these systems, which could be the Grotthuss mechanism of proton conduction already observed in protic ILs [34]. This mechanism explains that protons move through a medium by jumping from one water molecule to another by quickly breaking and forming hydrogen bonds. Since hydrogen bonds are relatively weak protons can move rapidly through a medium by hopping from one water molecule to another, by breaking and forming hydrogen bonds. Regarding the existence of outliers, it could be hypothesized that the presence of impurities could further or hinder the establishment of hydrogen bonds of protons while moving through the solvent.

#### 4. Conclusions

In this study, most important physicochemical properties like density, refractive index, viscosity and electrical conductivity of three novel cholinium dihydrogen phosphate-based DES have been determined in detail as they were measured for their methanolic mixtures over the entire range of compositions at atmospheric pressure and  $T = (293.15$  to  $323.15)$  K. Their derived properties  $V_m^E$ ,  $\Delta n_D$ , and  $\Delta \eta$  have been calculated for the binary mixtures at the proposed temperatures in order to identify the influence of the molecular interactions in these mixtures and they were correlated by the Redlich-Kister type equation. The negative values of excess molar volume and derived viscosity, excepting for derived refractive index, could be associated to the strong interactions of DES and methanol, highlighting the more negative excess volumes when the HBD compound is glycerol. Furthermore, the two transport properties ( $\eta$  and  $\kappa$ ) for saturated electrolytes have a Vogel-Tamman-Fulcher temperature behavior, observing that the three methanolic mixtures presented a 20 times higher conductivity observed at high methanol

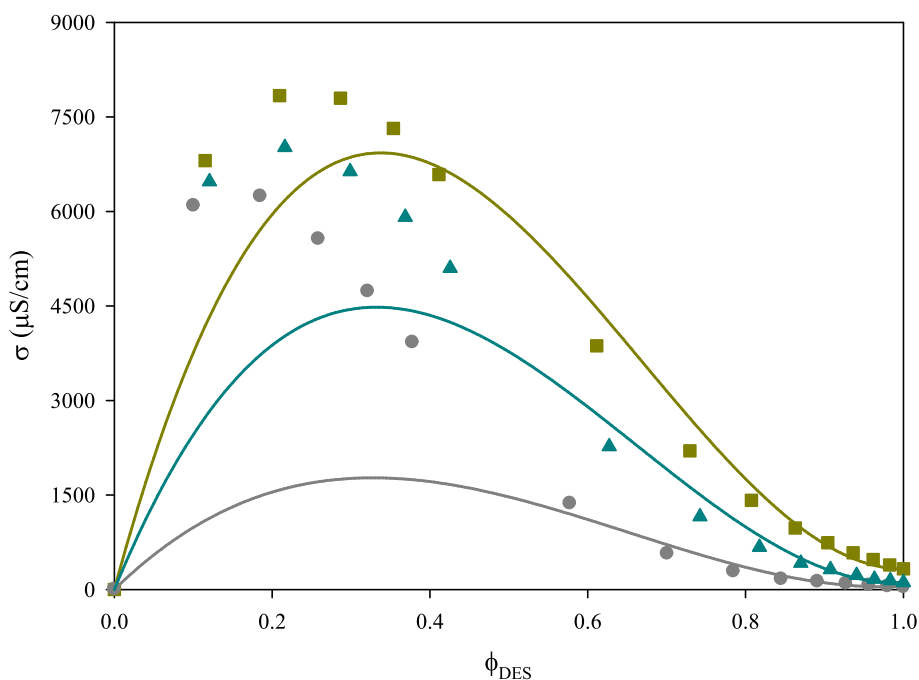


Fig. 9. Electrical conductivity versus partial molar volume of DES for the three methanolic mixtures studied at 298.15 K. ChDHP:EG and  $\text{CH}_3\text{OH}$  (■), ChDHP:GLY (●) and ChDHP:EG:GLY (△). The lines are the best fit of the Bahe-Varela equation given in Eq. (8).

concentration than of the corresponding pure DES. Finally, the Grotthuss mechanism of proton conduction could explain the charge transport in these methanolic mixtures of studied DES.

#### CRediT authorship contribution statement

**María S. Álvarez:** Conceptualization, Investigation, Formal analysis, Writing – original draft, Writing – review & editing, Funding acquisition. **Francisco J. Deive:** Formal analysis, Validation, Writing – original draft, Writing – review & editing, Funding acquisition. **María A. Longo:** Validation, Writing – review & editing, Funding acquisition. **Ana Rodríguez:** Validation, Writing – review & editing. **Luisa Segade:** Validation, Writing – review & editing. **Oscar Cabeza:** Formal analysis, Writing – original draft, Writing – review & editing.

#### Declaration of Competing Interest

The authors declare that they have no known competing financial interests or personal relationships that could have appeared to influence the work reported in this paper.

#### Data availability

Data will be made available on request.

#### Acknowledgements

The authors are grateful to Spanish Ministry of Science, Innovation and Universities for the financial support through the project RTI2018-094702-B-I00. The authors thank Xunta de Galicia and ERDF for funding through a postdoctoral grant (ED481D-2019/017) and Universidade de Vigo/CISUG for funding open access charge.

#### Appendix A. Supplementary data

Supplementary data to this article can be found online at <https://doi.org/10.1016/j.apusc.2023.157461>.

#### References

- [1] P. Walden, *Bull. Acad. Imper. Sci. (St Petersburg)* 8 (1914) 405–422.
- [2] M.J. Earle, J.M.S.S. Esperança, M.A. Gilea, J.N. Canongia Lopes, L.P.N. Rebelo, J. W. Magee, K.R. Seddon, J.A. Widegren, *Nature* 439 (2006) 831–834.
- [3] K. Chatterjee, A.D. Pathak, A. Laknam, C.S. Sharma, K.K. Sahu, A.K. Singh, *Sci. Reports* 10 (2020) 9606.
- [4] M. Villanueva, A. Coronas, J. García, J. Salgado, *Ind. Eng. Chem. Res.* 52 (2013) 15718–15727.
- [5] O. Renier, G. Bousrez, M. Yang, M. Hölter, B. Mallick, V. Smetana, A.V. Mudring, *CrstEngComm* 23 (2021) 1785–1795.
- [6] D. Outeiriño, I. Costa-Trigo, A. Paz, F.J. Deive, A. Rodríguez, J.M. Domínguez, *Carbohydr. Polym.* 203 (2019) 265–274.
- [7] V.E. Wolf-Márquez, M.A. Martínez-Trujillo, G. Aguilar Osorio, F. Patiño, M. S. Álvarez, A. Rodríguez, M.A. Sanromán, F.J. Deive, *Bioresour. Technol.* 225 (2017) 326–335.
- [8] M. Echeverría, C.M. Abreu, F.J. Deive, M.A. Sanromán, A. Rodríguez, *RSC Adv.* 4 (2014) 59587–59593.
- [9] A.P. Abbott, G. Capper, D.L. Davies, H.L. Munro, R.K. Rasheed, V. Tambyrajah, *Chem. Commun.* 19 (2001) 2010–2011.
- [10] J. Plotka-Wasyłka, M. de la Guardia, V. Andruch, M. Vilková, *Microchem. J.* 159 (2020), 105539.
- [11] B.B. Hansen, S. Spittle, B. Chen, D. Poe, Y. Zhang, J.M. Klein, A. Horton, L. Adhikari, T. Zelovich, B.W. Doherty, B. Gurkan, E.J. Maginn, A. Ragauskas, M. Dadmun, T.A. Zawodzinski, G.A. Baker, M.E. Tuckerman, R.F. Savinell, J. R. Sangoro, *Chem. Rev.* 121 (2021) 1232–1285.
- [12] E.L. Smith, A.P. Abbot, K.S. Ryder, *Chem. Rev.* 114 (2014) 11060–11082.
- [13] J.T. Gorke, F. Srien, R.J. Kazlauskas, *Chem. Chommun.* (2008) 1235–1237.
- [14] M. Pätzold, S. Siebenhaller, S. Kara, A. Liese, C. Syldatk, D. Holtmann, *Trends Biotechnol.* 37 (2019) 943–959.
- [15] M.S. Álvarez, M.A. Longo, F.J. Deive, A. Rodríguez, *J. Mol. Liq.* 340 (2021), 117230.
- [16] M.S. Álvarez, M.A. Rivas, M.A. Longo, F.J. Deive, A. Rodríguez, *Sep. Purif. Technol.* 265 (2021) 11825.
- [17] A. Fernández, M.A. Longo, F.J. Deive, M.S. Álvarez, A. Rodríguez, *J. Cleaner Production* 346 (2022), 131095.
- [18] A.F. Arroyo-Avirama, N.F. Gajardo-Parra, V. Espinoza-Carmona, J.M. Garrido, C. Held, R. Canales, *J. Chem. Eng. Data* 67 (2022) 1893–1904.
- [19] A.P. Carneiro, O. Rodríguez, C. Held, G. Sadowski, E.A. Macedo, *J. Chem. Data* 59 (2014) 2942–2954.
- [20] Y. Sun, G. Shen, C. Held, X. Feng, X. Lu, X. Ji, *Ind. Eng. Chem. Res.* 57 (2018) 8784–8801.
- [21] Y.S. Erchamo, T.T. Mamo, G.A. Workneh, Y.S. Mekonnen, *Sci. Reports* 11 (2021) 6708.
- [22] A.P. Abbott, J.C. Barron, K.S. Ryder, D. Wilson, *Chem. Eur. J.* 13 (2007) 6495–6501.
- [23] A.P. Abbott, R.C. Harris, K.S. Ryder, *J. Phys. Chem. B* 111 (2007) 4910–4913.
- [24] A. Basaihgari, S. Panda, R.L. Gardas, *J. Chem. Eng. Data* 63 (2018) 2613–2627.
- [25] R.B. Leron, A.N. Soriano, M.H. Li, *J. Taiwan Inst. Chem. Eng.* 43 (2012) 551–557.

- [26] M.S. Álvarez, L. Gómez, R.G. Ulloa, F.J. Deive, M.A. Sanromán, A. Rodríguez, *Chem. Eng. J.* 298 (2016) 10–16.
- [27] M.K. Al-Omar, M. Hayyan, M.A. Alsaadi, S. Akib, A. Hayyan, M.A. Hashim, *J. Mol. Liq.* 215 (2016) 98–103.
- [28] Y. Zhang, D. Poe, L. Heroux, H. Squire, B.W. Doherty, Z. Long, M.D. Dadmun, B. E. Gurkan, M.E. Tuckerman, E.J. Maginn, *J. Phys. Chem. B* 124 (2020) 5251–5264.
- [29] T. Handa, H. Tahara, T. Aharen, Y. Kanemitsu, *Sci. Adv.* 5 (2019) 1–8.
- [30] S.N. Kasarova, N.G. Sultanova, I.D. Nikolov, *J. Physics, Conference Series* 253 (2010) 1–6.
- [31] Y. Hou, Y. Gu, S. Zhang, F. Yang, H. Ding, Y. Shan, *J. Mol. Liq.* 143 (2008) 154–159.
- [32] N.F. Gajardo-Parra, M.J. Lubben, J.M. Winnert, Á. Leiva, J.F. Brennecke, R. I. Canales, *J. Chem. Thermodyn.* 133 (2019) 272–284.
- [33] G. Tammam, W. Hesse, *Z. Anorg. Allg. Chem.* 156 (1926) 245–257.
- [34] J. Vila, P. Ginés, J.M. Pico, C. Franjo, E. Jiménez, L.M. Varela, O. Cabeza, *Fluid Phase Equilib.* 242 (2006) 141–146.
- [35] S. García-Garabal, J. Vila, E. Rilo, M. Domínguez-Pérez, L. Segade, E. Tojo, P. Verdía, L.M. Varela, O. Cabeza, *Electrochim. Acta* 231 (2017) 94–102.
- [36] O. Redlich, A.T. Kister, *Ind. Eng. Chem.* 40 (1948) 345–349.
- [37] A. Fernández, L. González, M.S. Álvarez, F.J. Deive, *J. Mol. Liq.* 322 (2021), 114960.
- [38] A.R. Mahajan, S.R. Mirgane, *J. Thermodyn.* 2013 (2013) 1–11.
- [39] M.S. Álvarez, N. Mouronte, M.A. Longo, F.J. Deive, A. Rodríguez, *J. Mol. Liq.* 346 (2022), 120022.
- [40] J. Canosa, A. Rodríguez, J. Tojo, *J. Chem. Eng. Data* 43 (1998) 417–421.
- [41] E. Rilo, M. Domínguez-Pérez, J. Vila, L. Segade, M. García, L.M. Varela, O. Cabeza, *J. Chem. Thermodyn.* 47 (2012) 219–222.
- [42] J. Vila, E. Rilo, L. Segade, O. Cabeza, L.M. Varela, *Phys. Rev. E* 71 (2005) 1–8.
- [43] A.R. Harifi-Mood, R. Buchner, *J. Mol. Liq.* 225 (2017) 689–695.
- [44] Y. Dai, G.J. Witkamp, R. Verpoorte, Y.H. Choi, *Food Chem.* 187 (2015) 14–19.
- [45] R. Alcalde, M. Atilhan, S. Aparicio, *J. Mol. Liq.* 272 (2018) 815–820.
- [46] N. Dawass, J. Langeveld, M. Ramdin, E. Pérez-Gallent, A.A. Villanueva, E.J. M. Giling, J. Langerak, L.J.P. van den Broeke, T.J.H. Vlugt, O.A. Moults, *J. Phys. Chem. B* 126 (2022) 3572–3584.
- [47] H. Montes-Campos, S. Kondrat, E. Rilo, L.M. Varela, O. Cabeza, *J. Phys. Chem. C* 124 (2020) 11754–11759.