



Rapporti Tecnici INAF INAF Technical Reports

Number	201
Publication Year	2022
Acceptance in OA@INAF	2022-12-01T09:17:51Z
Title	BC-SIM-TR-029 SIMBIO-SYS ICO#03 Test Report
Authors	ZUSI, MICHELE; SIMIONI, Emanuele; POLITI, ROMOLO; CREMONESE, Gabriele; CAPACCIONI, FABRIZIO; Doressoundiram, Alain; PALUMBO, PASQUALE; RE, Cristina; Vincendon, Mathieu
Affiliation of first author	IAPS Roma
Handle	http://hdl.handle.net/20.500.12386/32737 ; https://doi.org/10.20371/INAF/TechRep/201

BC-SIM-TR-029

SIMBIO-SYS ICO#03 Test Report

Michele Zusi¹, Emanuele Simioni², Romolo Politi¹,
Gabriele Cremonese², Fabrizio Capaccioni¹, Alain Doressoundiram³,
Pasquale Palumbo⁴, Cristina Re², Mathieu Vincendon⁵


¹INAF-IAPS, Via Fosso del Cavaliere 100, 00133, Rome, Italy

²INAF-OAPd, Vicolo Osservatorio 5, 35122, Padua, Italy

³LESIA (Observatoire de Paris - PSL, Laboratoire d'Études Spatiales et d'Instrumentation en Astrophysique), 92195 Meudon Cedex, France


⁴Università Parthenope, Centro Direzionale Isola C4, 80133, Naples, Italy

⁵CNRS (Institut d'Astrophysique Spatiale), Université Paris Sud, 91405, Orsay, France


	Document	BC-SIM-TR-029 SIMBIO-SYS ICO#03 Test Report		
	Date	29/11/2022		
	Issue	1	Revision	0
	Page	1 of 16		

Index

Approval	3
Document change record	3
1. Introduction	4
1.1. Scope	4
1.2. Reference document	4
1.3. Acronyms	5
1.4. Document format and repository	6
1.5. Document organization	6
2. ICO#03 Objective	7
3. Test Implementation	8
3.1. SIMBIO-SYS Functional Tests	9
3.1.1. HRIC Functional Test	9
3.1.1.1. Scope	9
3.1.1.2. Results and discussion	9
3.1.2. STC Functional Test	10
3.1.2.1. Scope	10
3.1.2.2. Results and discussion	10
3.2. SIMBIO-SYS Performance Tests	11
3.2.1. HRIC Performance Test	11
3.2.1.1. Scope	11
3.2.1.2. Results and discussion	11
3.2.2. STC Performance Test	12
3.2.2.1. Scope	12
3.2.2.2. Results and discussion	12
3.2.3. VIHI Internal Calibration	13
3.2.3.1. Scope	13
3.2.3.2. Results and discussion	13

	Document	BC-SIM-TR-029 SIMBIO-SYS ICO#03 Test Report		
	Date	29/11/2022		
	Issue	1	Revision	0
	Page	2 of 16		

3.3.	SIMBIO-SYS Interchannel Tests	14
3.3.1.	HRIC/STC Interference Test	14
3.3.1.1.	Scope	14
3.3.1.2.	Results and discussion	14
4.	Conclusions	15
4.1.	Summary	15
4.2.	Open issues	15


	Document	BC-SIM-TR-029 SIMBIO-SYS ICO#03 Test Report		
	Date	29/11/2022		
	Issue	1	Revision	0
	Page	3 of 16		

Approvation

Document generation flow	
Edited by	
	Michele Zusi
	Emanuele Simioni
	Romolo Politi
Approved by	
	Gabriele Cremonese

Document change record

Issue	Revision	Date	Affected pages	Change description
1	0	29/11/2022	All	First issue

	Document	BC-SIM-TR-029 SIMBIO-SYS ICO#03 Test Report		
	Date	29/11/2022		
	Issue	1	Revision	0
	Page	4 of 16		


1. Introduction

1.1. Scope

This document will briefly report the results of the tests performed during the Instrument Checkout (ICO) # 03 for the Spectrometers and Imagers for MPO BepiColombo Integrated Observatory SYSTEM (SIMBIO-SYS) whose details are reported in [RD.1].

1.2. Reference document

- [RD.1]** BC-SIM-PL-005_-_SIMBIO-SYS_Checkout_03_Test_Summary_Issue1_Rev0,
[10.20371/INAF/TechRep/172](https://doi.org/10.20371/INAF/TechRep/172)
- [RD.2]** BC-SIM-TN-003_-_Reports_and_Note_Layout_and_Flow_v2,
[10.20371/INAF/TechRep/179](https://doi.org/10.20371/INAF/TechRep/179)
- [RD.3]** BC-SIM-TR-025_-_HRIC_ICO#03_report,
[10.20371/INAF/TechRep/190](https://doi.org/10.20371/INAF/TechRep/190)
- [RD.4]** BC-SIM-TR-026_-_STC_ICO#03_report,
[10.20371/INAF/TechRep/186](https://doi.org/10.20371/INAF/TechRep/186)
- [RD.5]** BC-SIM-TR-027_-_VIHI_ICO#03_report
- [RD.6]** BC-SIM-TR-028_-_SIMBIO-SYS_ICO#03_Interchannel_Test_Report_Issue1_Revision0,
[10.20371/INAF/TechRep/197](https://doi.org/10.20371/INAF/TechRep/197)
- [RD.7]** SIMBIO-SYS Instrument CheckOut #02 Test Report,
[10.20371/INAF/TechRep/146](https://doi.org/10.20371/INAF/TechRep/146)
- [RD.8]** BC-SIM-TN-008_-_SIMBIO-SYS FOP update after ICO#02,
[10.20371/INAF/TechRep/162](https://doi.org/10.20371/INAF/TechRep/162)
- [RD.9]** BC-SIM-GAF-IC-002_rev12
- [RD.10]** BC-SIM-GAF-MA-002 10 001 – SIMBIO-SYS User Manual
- [RD.11]** BC-SIM-TR-05 BC-SIM-TR-005 SIMBIO-SYS NECP Test Report,
[10.20371/INAF/TechRep/42](https://doi.org/10.20371/INAF/TechRep/42)


	Document	BC-SIM-TR-029 SIMBIO-SYS ICO#03 Test Report		
	Date	29/11/2022		
	Issue	1	Revision	0
	Page	5 of 16		

[RD.12] BC-SIM-TR-010 SIMBIO-SYS Instrument delta NECP Test
10.20371/INAF/TechRep/83

[RD.13] BC-SIM-TR-015_-
 _SIMBIOSYS_ICO#01_Test_Report_Issue1_Revision0,
10.20371/INAF/TechRep/98

1.3. Acronyms

APID	Application Process IDentifier
ASW	Application SoftWare
CM	Color Mode
CSV	Comma Separated Values
FPA	Focal Plane Assembly
FOP	Flight Operation Procedure
HK	Housekeeping
HRIC	High spatial Resolution Imaging Channel
ICO	Instrument Checkout
ME	Main Electronics
NECP	Near Earth Commissioning Phase
OBCP	On-Board Control Procedure
PDOR	Payload Direct Operation Request
PDS	Planetary Data System
PE	Proximity Electronics
PNG	Portable Network Graphics
PSC	Packet Sequence Control
SIMBIO-SYS	Spectrometers and Imagers for MPO BepiColombo Integrated Observatory SYStem
SSC	Source Sequence Count
SSMM	Solid State Mass Memory
STC	STereo imaging Channel

	Document	BC-SIM-TR-029 SIMBIO-SYS ICO#03 Test Report		
	Date	29/11/2022		
	Issue	1	Revision	0
	Page	6 of 16		

S/C	Space-Craft
TC	TeleCommand
TEC	Thermo-Electric Cooler
TM	Telemetry
VIHI	VIisible and Hyper-spectral Imaging channel
XML	eXtensible Markup Language


1.4. Document format and repository

This document is compliant with the SIMBIO-SYS Report and Note Layout and Flow [RD.2] and will be archived both on the INAF Open Access repository and the SIMBIO-SYS team Archive.

1.5. Document organization

This document is organized in sections whose topics are listed as follows:


- Section 2 – ICO#03 objectives, with a brief description of the performance and inter-channel tests executed.
- Section 3 – ICO#03 implementation, with a brief description of the Flight Operation Procedures (FOPs) and Payload Direct Operation Requests (PDORs) used to perform the required tests and a discussion on the obtained results. More details are reported in each channel report ([RD.3], [RD.4] and [RD.5]) and in the interference test report ([RD.6]).

	Document	BC-SIM-TR-029 SIMBIO-SYS ICO#03 Test Report		
	Date	29/11/2022		
	Issue	1	Revision	0
	Page	7 of 16		

2. ICO#03 Objective

The scope of the SIMBIO-SYS ICO#03 was to verify the health status of the instrument at channel level 18 months after launch. To do this, three kinds of tests were defined (see [RD.1] for details):


1. **Functional Tests**, to verify the functionality of all the SIMBIO-SYS units (i.e., ME, HRIC, STC, and VIHI) and their components (e.g., TECs, Detectors, etc.).
2. **Performance Tests**, to monitor the evolution of the performance of all the SIMBIO-SYS channels (i.e., HRIC, STC, and VIHI) with respect to the results obtained during the on-ground calibration campaign and the tests performed during the Cruise.
3. **Interchannel Tests**, to monitor the detector low frequency behaviour (see Open Issue #1 in [RD.7]) for both HRIC and STC cameras to identify possible mutual interference while operating in parallel and determine if the effect has internal (i.e., SIMBIO-SYS power unit) or external (i.e., S/C) origin.

	Document	BC-SIM-TR-029 SIMBIO-SYS ICO#03 Test Report		
	Date	29/11/2022		
	Issue	1	Revision	0
	Page	8 of 16		

3. Test Implementation

The SIMBIO-SYS ICO#03 tests have been executed June 24th, 2020. In this document, after a brief introduction on the foreseen tests, their results are summarized evidencing eventual issues, more deeply discussed in referenced Technical Notes ([RD.3], [RD.4], [RD.5] and [RD.6]).

All tests described in the following sections have been executed by means of proper FOPs, On-Board Control Procedures (OBCPs), and PDORs whose description can be found in [RD.1]. All the tests used the last version of SIBIOSYS FOPs (detailed in [RD.8]).

	Document	BC-SIM-TR-029 SIMBIO-SYS ICO#03 Test Report		
	Date	29/11/2022		
	Issue	1	Revision	0
	Page	9 of 16		

3.1. SIMBIO-SYS Functional Tests


3.1.1. HRIC Functional Test

3.1.1.1. Scope

The aim of this test is to check the channel functionality and its capability to perform some science acquisitions.

3.1.1.2. Results and discussion

The test has been executed as expected confirming the presence of a fluctuation in the detector reset level as seen in previous ICOs. More details on the test results can be found in [RD.3].

	Document	BC-SIM-TR-029 SIMBIO-SYS ICO#03 Test Report		
	Date	29/11/2022		
	Issue	1	Revision	0
	Page	10 of 16		


3.1.2. STC Functional Test

3.1.2.1. Scope

The aim of this test is to check the functionality of the channel units and the capability to perform some science acquisitions.

3.1.2.2. Results and discussion

The test has been executed as expected confirming the presence of a peak issue while operating in the Color Mode (CM). More details on the test results can be found in [RD.4].

	Document	BC-SIM-TR-029 SIMBIO-SYS ICO#03 Test Report		
	Date	29/11/2022		
	Issue	1	Revision	0
	Page	11 of 16		

3.2. SIMBIO-SYS Performance Tests


3.2.1. HRIC Performance Test

3.2.1.1. Scope

The aim of this test is to perform several science acquisitions to evaluate the channel Dark Current (DC) performance after 1 and a half year from launch.

3.2.1.2. Results and discussion

The test was executed **with no errors**. The obtained data, once reduced by the scientific team, demonstrate the channel performances are in line with what expected because aligned with the one obtained during the on-ground calibration campaign and after the tests executed during NECP. More details on the test results can be found in [RD.3].

	Document	BC-SIM-TR-029 SIMBIO-SYS ICO#03 Test Report		
	Date	29/11/2022		
	Issue	1	Revision	0
	Page	12 of 16		


3.2.2. STC Performance Test

3.2.2.1. Scope

The aim of this test is to perform several science acquisitions to evaluate the channel DC performance after 1 and a half year from launch.

3.2.2.2. Results and discussion

As per the HRIC channel the obtained data demonstrate the channel performances are in line with what expected. As reported in [RD.4] 21 TC were rejected by Application SOftWare (ASW) for a Out-of-limit (not taken in account by operation team) of the STC Repetition Time (RT). This limit is reported on pag 186 of [RD.9] and it will be updated in the next ASW release. More details on the test results can be found in [RD.4].

	Document	BC-SIM-TR-029 SIMBIO-SYS ICO#03 Test Report		
	Date	29/11/2022		
	Issue	1	Revision	0
	Page	13 of 16		

3.2.3. VIHI Internal Calibration


3.2.3.1. Scope

The scope of this test was to repeat the test done during the ICO#02 with a verification of the VIHI functional capability together with the LED internal calibration performance.

3.2.3.2. Results and discussion

As indicated in the test definition reported in [RD.1], as done in previous ICOs, also the VIHI TEC has been switched-on using the nominal activation parameters reported (see [RD.10], while the S/C was guaranteeing a hotter thermal environment implementing higher thresholds for the heaters. With this new thermal configuration, **the TEC current profile was nominal, and all the test has been executed as expected.**

As per both cameras, the obtained VIHI data demonstrate the channel performances are in line with what expected. More details on the test results can be found [RD.5].

	Document	BC-SIM-TR-029 SIMBIO-SYS ICO#03 Test Report		
	Date	29/11/2022		
	Issue	1	Revision	0
	Page	14 of 16		

3.3. SIMBIO-SYS Interchannel Tests

3.3.1. HRIC/STC Interference Test

3.3.1.1. Scope

The aim of this test is to evaluate if the detector reset fluctuations present on both HRIC and STC channels are in phase or not and possible mutual interference.

3.3.1.2. Results and discussion


The test has been executed nominally with no errors and all commanded data received correctly.

In case of STC, detector signal has still a period around 3 minutes but with a little increment in amplitude.

In case of HRIC, the amplitude of the detector signal remains unchanged while the fluctuation period doubles.

Anyhow, the result of the test demonstrates that when the two cameras operate in parallel, they influence each other on the detector signal reset level. Nothing can be said about the origin of the effect (i.e., more tests are necessary).

More details can be found in [RD.6].

	Document	BC-SIM-TR-029 SIMBIO-SYS ICO#03 Test Report		
	Date	29/11/2022		
	Issue	1	Revision	0
	Page	15 of 16		

4. Conclusions

4.1. Summary

During the SIMBIO-SYS ICO#03, some tests have been executed to evaluate the instrument's health status and the evolution of its performance after 1.5 years cruise. With these tests, all the units (i.e., ME, HRIC, STC, and VIHI) have operated nominally, allowing us to check their operativity and performance. The obtained results demonstrate that all SIMBIO-SYS units and subsystems work nominally.


4.2. Open issues

During the execution of the ICO#03 tests, the following issues raised:

#	Name	Description	Occurrence	Connected ARs
1	STC-RT Limits	SIMBIO-SYS command failures in Cruise Checkout 3	STC Performance test	BC_SC-123
2	LFB-Interference	Cameras LFB changes while channel operates in parallel	HRIC/STC Interference Test	-

The status of the issues at the end of ICO#03 phase is reported in following table:

#	Name	Status at the end of the ICO#02
1	TEC-INIT	Closed: both HRIC and STC have to use the nominal TEC activation parameters while the S/C has to use new (higher) threshold for the heaters that controls the CF temperature.
2	SHUTTER	Open: (see [RD.11]) the error on the PE-ME SpW is not managed in the present version of the ME ASW but it will be fixed in the next one. The issue will be checked and resolved after the ME ASW update.
3	ME-GRANULARITY	Open: (see [RD.12]) it has been found that the ME granularity managing TC execution could be modified by the Repetition Time (RT) parameter of a Science TC determining that some

	Document	BC-SIM-TR-029 SIMBIO-SYS ICO#03 Test Report		
	Date	29/11/2022		
	Issue	1	Revision	0
	Page	16 of 16		

		TC can be accepted but not executed (see section 4.2 of [RD.13]).
4	ACK MISSING	Open: (see [RD.12]) it is understood that in the case of Science on Science mode (i.e., a Science or STOP TC is sent while the channel is already in Science mode) the new TC is accepted immediately (i.e., ACK sent) and it should be executed at the end of the RT of the previous one. If during this delay one or more additive TCs occurred, all of them are immediately accepted (i.e., ACKs sent) but only the last one is executed and even the "waiting one" is lost without any indication of that (i.e., no TM(1,8) received for all the TCs apart the last one that is executed).
5	PACKET SORTING	Open: (see [RD.12]) some science packets presented a wrong time tag determining a bad frame reconstruction. The reason for this issue is still under study.
6	LFB	Open: Both HRIC and STC channels reports a not expected fluctuation of the detector reset level (around the 0.1% of the dynamical range).
7	SpW-error	Closed: it has been verified the issue was unexpected but correctly manged by the ME ASW.
8	VIHI TEC-current	Closed: also the VIHI channel has to use the nominal TEC activation parameters while the S/C has to use new (higher) threshold for the heaters that controls the CF temperature.
9	STC-RT limits	Open: There is a limit in the DB between 30 and 4000 but STC-RT commanded was not in line with ASW limits (2460 raw).
10	LFB-Interference	Open: While operating in parallel, the LFB of the two cameras change in terms of amplitude and frequency. More tests are necessary to understand the effect.