

Accessing Chiral Pyrrolodiketopiperazines under Organocatalytic Conditions

Eider Duñabeitia, Aitor Landa, Rosa López,* and Claudio Palomo*



Cite This: *Org. Lett.* 2023, 25, 125–129



Read Online

ACCESS |



Metrics & More

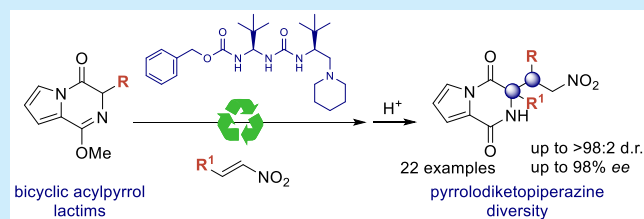


Article Recommendations



Supporting Information

ABSTRACT: The production of chiral pyrrolodiketopiperazines under organocatalytic conditions demonstrates the capacity of bicyclic acylpyrrol lactims to perform as pronucleophiles in direct carbon–carbon bond forming reactions. The good performance of ureidoaminal-derived Brønsted bases in the Michael addition to nitroolefins affords these heterocyclic scaffolds with high skeleton diversity.



Pyrrolodiketopiperazines and (dihydro)pyrroloperazinones are a hybrid class of heterocyclic scaffolds in which the privileged pyrrol and (di)ketopyperazine rings are fused to raise a particular framework that appears within a wide range of bioactive natural products isolated from various sources as fungi, plants, or sponges (Figure 1).¹ Due to its relatively recent isolation, methods for the construction of these peculiar natural compounds remain somewhat limited, especially in the case of pyrrolodiketopiperazines.

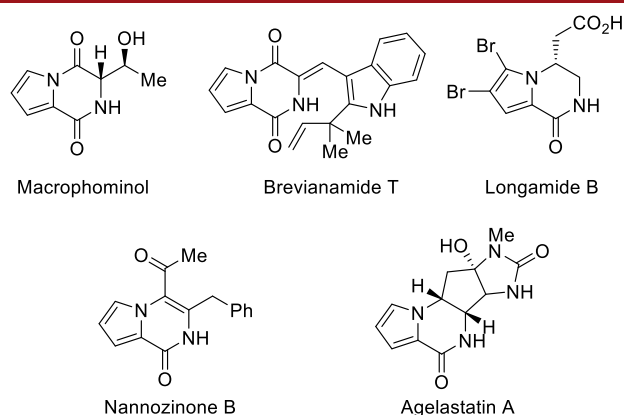


Figure 1. Selected pyrrolodiketopiperazines and pyrroloperazinone compounds.²

Natural products (NPs) still rank first as the source of inspiration for the design and discovery of new bioactive compounds. Collections based on NPs have been developed using different approaches that go from CtD³ (complexity to diversity), through scaffold manipulation and decoration, to BIOS⁴ (biology-oriented synthesis) strategies. DOS⁵ (diversity-oriented synthesis) offers a complementary approach to produce skeletal variety provided by the robust inter- and intramolecular couplings of building blocks to introduce

stereochemical information. More recently, design principles for bioactive compound discovery consider that “pseudo-natural products” built by unprecedented combinations of NP fragments may provide access to novel scaffolds retaining chemical and biological properties of NPs.⁶ On the other hand, among drug-like descriptors, the Fsp3 factor (the number of sp³ hybridized carbons/total carbon account) along with the number of stereocenters of the molecule appear to increase the clinical success rate by increasing solubility and affinity for three-dimensional target proteins.⁷

In this context, the pyrrolodiketopiperazine skeleton possesses the potential to participate in CtD and DOS-oriented synthesis and indeed comprises the pseudo NP-design principles and connectivity patterns established to create collections for the modulation of many drug targets (Figure 2A).⁸ Nevertheless, most synthetic efforts have been directed toward the preparation of representative members, isolated from natural sources, rather than designing effective catalytic processes to access pyrrolodiketopiperazine diversity.⁹ For the particular case of the construction of three-dimensional scaffolds, only the aerobic oxidation of α -amino acid-based pyrrolodiketopiperazine skeletons has been reported (Figure 2B).^{10,11} α -Hydroperoxy- or α -hydroxy-pyrrolodiketopiperazines with an in-ring tetrasubstituted stereocenter were obtained in good yields by the action of triplet dioxygen under neutral conditions.

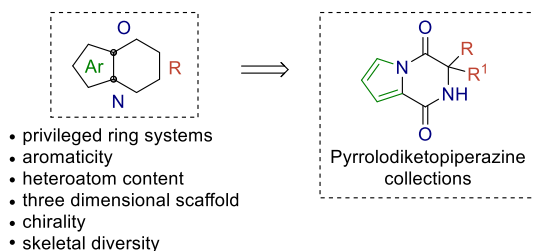
Given the lack of catalytic methodologies¹² and continuing with our interest in exploiting the propitious steric and electronic features of heterocyclic compounds in organo-

Received: November 17, 2022

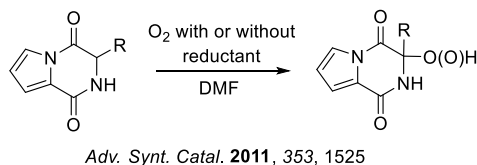
Published: December 29, 2022



A Principles and connectivity patterns for drug discovery that validate the pyrrolodiketopiperazine skeleton



B Previous direct approach: tetrasubstituted carbons/racemic



C Our catalytic approach: tetrasubstituted carbons/stereoselective

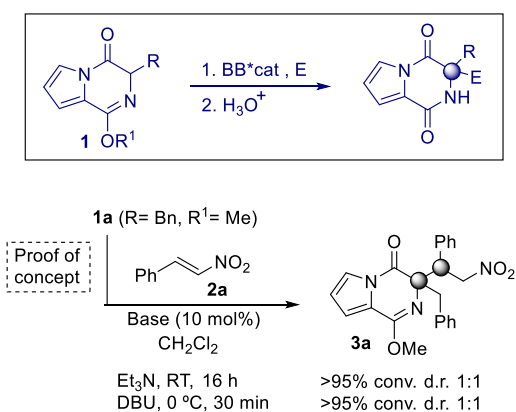


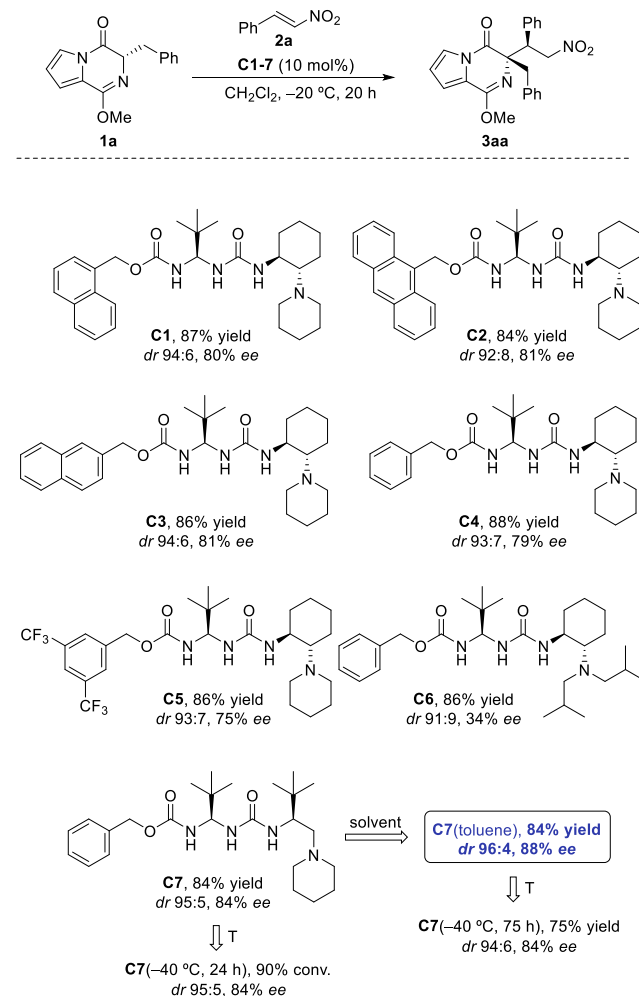
Figure 2. (A) Structural modularity of the pyrrolodiketopiperazine skeleton for drug discovery. (B) Precedents for the synthesis of tetrasubstituted pyrrolodiketopiperazines. (C) Present work: proof of concept.

catalytic transformations,¹³ we focused our attention on the unexplored bicyclic acylpyrrol lactims **1**. These heterocycles, which could be considered as Schöllkopf bis-lactim surrogates,¹⁴ might behave as appropriate platforms to access pyrrolodiketopyperazines under Brønsted base catalysis (Figure 2C).

In the presence of weak bases, their suitability toward deprotonation, through the formation of pseudoaromatic enolates, would constitute a facile strategy for the creation of structural and stereochemical diversity from readily available α -amino acids (Figure 2C). The preparation of **1a** was effected from *L*-phenylalanine and pyrrole-2-carboxylic acid by peptide coupling, and subsequent cyclization and lactim formation.^{15,16} Initial assessment of the behavior of this compound in conjugate additions was gratifying, as the reaction of **1a** with β -nitrostyrene (**2a**), in the presence of substoichiometric amounts of base, afforded the corresponding adduct **3a** that features a tetrasubstituted stereocenter and a tertiary adjacent stereocenter, in a clean and efficient manner. As three-dimensional structures seem to provide a number of superior properties in the search of biologically active molecules, compared with flat aromatic compounds,^{17,18} we envisioned

that this approach could serve to mitigate the lack of protocols to generate chiral pyrrolodiketopiperazines. In order to address the indispensable control over the stereoselectivity, we relied on the proven ability of chiral Brønsted bases linked to hydrogen bond donors to efficiently perform under proton transfer conditions.¹⁹ Among other possibilities, ureidoaminal-derived Brønsted bases, previously reported by our group,²⁰ were tested in the Michael reaction of **1a** with **2a** (Scheme 1).²¹ These catalysts are readily available by condensation of α -

Scheme 1. Evaluation of Catalysts and Conditions for the Michael Addition^a



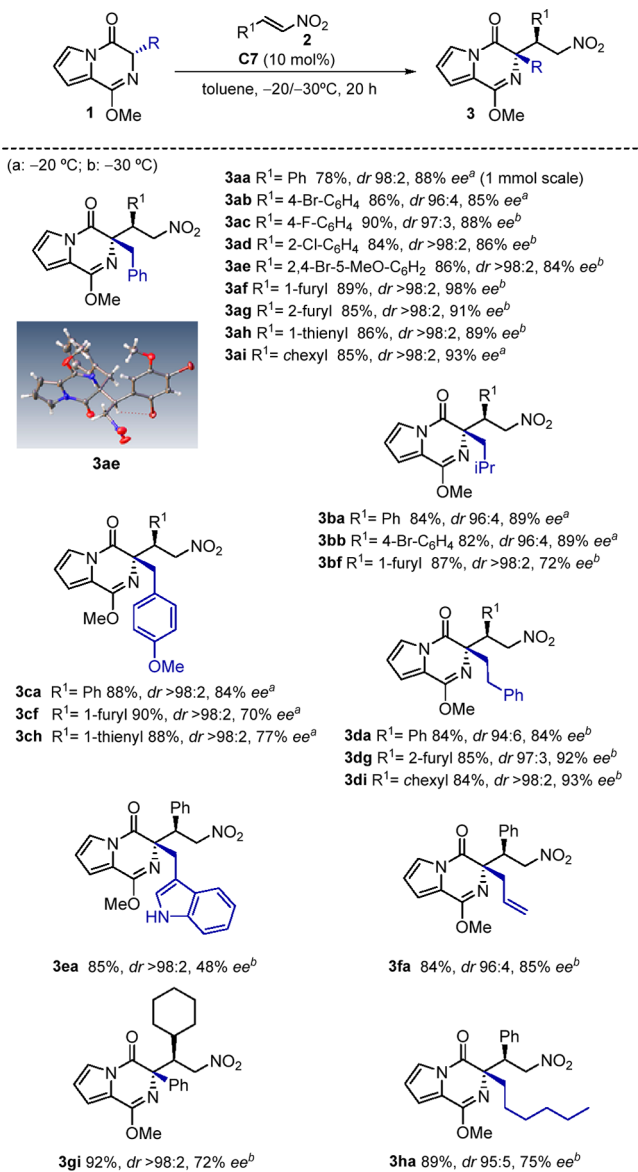
^aReaction conditions: **1a** (0.1 mmol), **2a** (0.15 mmol), catalyst (10 mol %), solvent (0.3 mL). Isolated yields. Diastereomeric ratio and enantioselectivity determined by chiral HPLC.

amino acid-derived isocyanates with chiral amines, a simple protocol that provides an easy evaluation of the impact of the catalyst structure in the reaction efficiency. Initially, we confirmed that catalysts built up from carbamate protected *tert*-leucine and (1*S*,2*S*)-2-(piperidin-1-yl)cyclohexan-1-amine (**C1**–**C5**) provided adduct **3a** with diastereomeric ratios greater than 92:8 and high enantioselectivity.²² The replacement of the Brønsted base moiety in catalyst **C6** provoked a noticeable reduction of the enantiomeric excess that was recovered when ureidopeptide **C7** was employed to promote the Michael addition. As **C7** constitutes an unexplored variant of ureidoaminal-derived Brønsted bases with increased

flexibility, we chose to investigate the effect of reaction conditions in the asymmetric induction exerted by this new catalyst. Upon the customary screening of temperature and solvent, we were delighted to find that **C7** furnished **3a** with 96:4 diastereomeric ratio and 88% enantiomeric excess in toluene at $-20\text{ }^{\circ}\text{C}$.²³

Encouraged by these results, we proceeded to study the scope of the reaction (Scheme 2). First, we evaluated the

Scheme 2. Scope of the Enantioselective Michael Addition



compatibility of the catalyst system with the electrophilic counterpart. We were pleased to find that the reaction with **1a** exhibits remarkable scope for a representative selection of nitroolefins bearing β -aryl substituents, giving the corresponding adducts **3a–e** with excellent diastereomeric ratios, typically greater than 95:5 and *ee* values of up to 88%. The method also works with nitroolefins having heteroaromatic β -substituents to afford adducts **3af**, **3ag**, and **3ah**, and even with recalcitrant β -alkyl-substituted nitroolefins to produce **3ai**, essentially as single diastereomers and *ee* values up to 98%. The effectiveness of the method is highlighted by the fact that pyrrolactims **1**

derived from natural and synthetic α -amino acids are readily accommodated by this process. The reaction with pronucleophiles derived from L-leucine (**1b**), O-methyl-L-tyrosine (**1c**), and L-tryptophan (**1e**) produced the corresponding adducts in good yields and as single diastereomers for certain combinations, e.g., **3bf**, **3ca,f,h**, and **3ea**. Nevertheless, the presence of extra coordinating groups as in pyrrolactim **1e** impairs enantioselectivity, presumably by the formation of energetically closer diastereomeric transition states. The incorporation of D,L-homophenylalanine, D,L-allylglycine, D,L-phenylglycine, and 2-aminocaprylic acid in pyrrolactims **1d**, **1f**, **1g**, and **1h**, respectively, resulted in efficient transformations, as well.

As is known for certain bifunctional Brønsted bases,²⁴ self-aggregation may cause reactivity and stereoselectivity to be strongly dependent on the concentration and temperature at which the transformations are carried out. Nonetheless, in the reaction between **1a** and **2a**, neither the concentration (referred to **1a**) nor the catalyst loading affected the asymmetric induction exerted over adduct **3aa** (Figure 3).

1a , M	C7 , x mol%	3aa dr	ee
0.3	10	96:4	88
0.1	10	96:4	88
0.05	10	96:4	88
0.6	5	96:4	85
0.6	20	97:3	88

1a (0.1 mmol), **2a** (1.1 equiv.), toluene, $-20\text{ }^{\circ}\text{C}$, 24 h

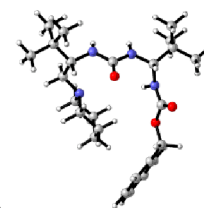


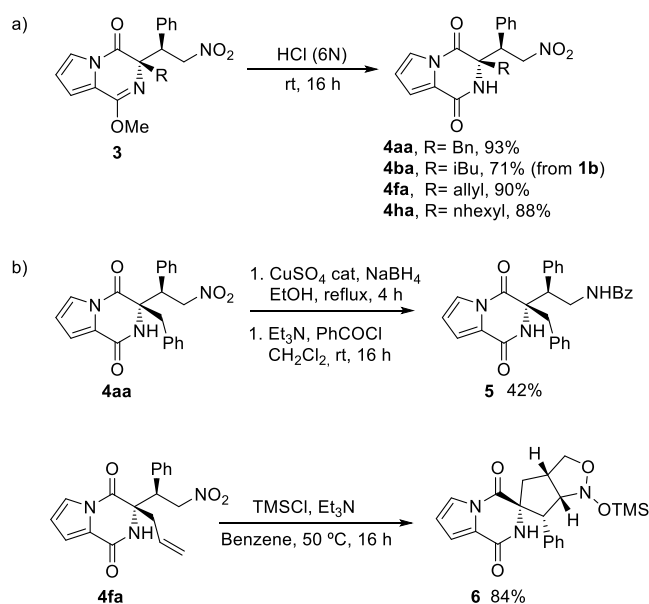
Figure 3. Impact of concentration and catalyst loading on stereoselectivity. Most stable computed conformation of **C7** in toluene.

With these experimental results, it might be argued that, under the conditions in which the Michael addition is performed, the catalyst appears as a monomeric species in solution and only one molecule of catalyst would be involved in the stereo-determining step.²⁵ Among a different hypothesis, the asymmetric induction exerted over the kinetically produced adducts²⁶ could be related to the prevalence of a major conformer of catalyst **C7** rather than to the increased steric demand at the stereogenic centers. Indeed, the most stable conformation computed for **C7** in toluene shows how the *tert*-butyl groups, located at both sides of the urea moiety, tend to separate to minimize steric interactions.²⁷

To corroborate the synthetic utility of this organocatalytic methodology, we confirmed that adducts **3** are efficiently converted into the target pyrrolodiketopiperazines **4**, under acidic conditions. Additionally, pyrrolodiketopiperazines **4** may be adequate platforms to access more diversity by exploiting the orthogonal properties of the functional groups installed in the core. For example, the reduction of the nitro group in **3aa**, followed by protection, affords the corresponding protected primary amine **5** and the manipulation of **3fa**, under mild reaction conditions, produces the complex spiro compound **6** as a single diastereomer (Scheme 3).

In summary, we report here the first enantioselective construction of chiral pyrrolodiketopiperazines, via a direct carbon–carbon bond forming reaction, promoted by a ureidoaminal-derived Brønsted base that affords high skeleton diversity with chemical and stereochemical efficiency. We believe that this methodology produces versatile pyrrolodiketopiperazines that could enter drug discovery programs.

Scheme 3. (a) Production of the Target Chiral Pyrrolopyrazinones 4; (b) Modified Pyrrolopyrazinones 4 under Mild Conditions



■ ASSOCIATED CONTENT

Data Availability Statement

The data underlying this study are available in the published article and its [Supporting Information](#).

SI Supporting Information

The Supporting Information is available free of charge at <https://pubs.acs.org/doi/10.1021/acs.orglett.2c03924>.

Experimental procedures, spectroscopic data of products, ¹H NMR and ¹³C NMR spectra, HPLC charts, computational methods, Cartesian coordinates, and crystallographic data (PDF)

Accession Codes

CCDC 2210448 contains the supplementary crystallographic data for this paper. These data can be obtained free of charge via www.ccdc.cam.ac.uk/data_request/cif, or by emailing data_request@ccdc.cam.ac.uk, or by contacting The Cambridge Crystallographic Data Centre, 12 Union Road, Cambridge CB2 1EZ, UK; fax: +44 1223 336033.

■ AUTHOR INFORMATION

Corresponding Authors

Rosa López – Department of Organic Chemistry I, Faculty of Chemistry, University of the Basque Country (UPV-EHU), 20018 San Sebastián, Spain; orcid.org/0000-0002-7305-2464; Email: rosa.lopezalvarez@ehu.es

Claudio Palomo – Department of Organic Chemistry I, Faculty of Chemistry, University of the Basque Country (UPV-EHU), 20018 San Sebastián, Spain; orcid.org/0000-0001-9809-2799; Email: claudio.palomo@ehu.es

Authors

Eider Duñabeitia – Department of Organic Chemistry I, Faculty of Chemistry, University of the Basque Country (UPV-EHU), 20018 San Sebastián, Spain

Aitor Landa – Department of Organic Chemistry I, Faculty of Chemistry, University of the Basque Country (UPV-EHU), 20018 San Sebastián, Spain

Complete contact information is available at: <https://pubs.acs.org/10.1021/acs.orglett.2c03924>

Notes

The authors declare no competing financial interest.

■ ACKNOWLEDGMENTS

Financial support was provided for the University of the Basque Country UPV/EHU (UFIQOSYC 11/22), the Basque Government (grant IT-1236-19), and Ministerio de Ciencia e Innovation (grant PID2019-109633GB-C21), Spain. E.D. thanks MICINN for a fellowship. We also thank SGiker (UPV/EHU) for providing NMR spectroscopy, HRMS, X-ray, and computational resources.

■ DEDICATION

Dedicated to Prof. Dr. Joan Bosch on the occasion of his 75th anniversary.

■ REFERENCES

- (1) (a) Shiokawa, Z.; Kashiwabara, E.; Yoshidome, D.; Fukase, K.; Inuki, S.; Fujimoto, Y. Discovery of a Novel Scaffold as an Indoleamine 2,3-Dioxygenase 1 (IDO1) Inhibitor Based on the Pyrrolopyrazinone Alkaloid, Longamide B. *ChemMedChem*. **2016**, *11*, 2682–2689. (b) Jansen, R.; Sood, S.; Mohr, K. I.; Kunze, B.; Irschik, H.; Stadler, M.; Müller, R. Nannozinones and Sorazinones, Unprecedented Pyrazinones from Myxobacteria. *J. Nat. Prod.* **2014**, *77*, 2545–2552. (c) Song, F. H.; Liu, X. R.; Guo, H.; Ren, B.; Chen, C. X.; Piggott, A. M.; Yu, K.; Gao, H.; Wang, Q.; Liu, M.; Liu, X. T.; Dai, H. Q.; Zhang, L. X.; Capon, R. J. Brevianamides with Antitubercular Potential from a Marine-Derived Isolate of *Aspergillus versicolor*. *Org. Lett.* **2012**, *14*, 4770–4773. (d) Miyashiro, J.; Woods, K. W.; Park, C. H.; Liu, X.; Shi, Y.; Johnson, E. F.; Bouska, J. J.; Olson, A. M.; Luo, Y.; Fry, E. H.; Giranda, V. L.; Penning, T. D. Synthesis and SAR of novel tricyclic quinoxalinone inhibitors of poly-(ADPribose) polymerase-1 (PARP-1). *Bioorg. Med. Chem. Lett.* **2009**, *19*, 4050–4054. (e) Rowan, D. D.; Hunt, M. B.; Gaynor, D. L. Peramine, a novel insect feeding deterrent from ryegrass infected with the endophyte *acremonium-oliolae*. *J. Chem. Soc., Chem. Commun.* **1986**, 935–936.
- (2) (a) Trigós, A. Macrophominol, a diketopiperazine from cultures of *Macrophomina phaseolina*. *Phytochemistry* **1995**, *40*, 1697–1698. (b) Cafieri, F.; Fattorusso, E.; Tagliatalata-Scafati, O. Novel Bromopyrrole Alkaloids from the Sponge *Agelas dispar*. *J. Nat. Prod.* **1998**, *61*, 122–125. (c) See ref 1b.
- (3) See, for instance: (a) Huigens, R. W., III; Morrison, K. C.; Hickling, R. W.; Flood, T. A., Jr.; Richter, M. F.; Hergenrother, P. J. A ring distortion strategy to construct stereochemically complex and structurally diverse compounds from natural products. *Nat. Chem.* **2013**, *5*, 195–202. (b) Rafferty, R. J.; Hicklin, R. W.; Maloof, K. A.; Hergenrother, P. J. Synthesis of complex and diverse compounds through ring distortion of abietic acid. *Angew. Chem., Int. Ed.* **2014**, *53*, 220–224.
- (4) See, for instance: van Hattum, H.; Waldmann, H. Biology-Oriented Synthesis: Harnessing the Power of Evolution. *J. Am. Chem. Soc.* **2014**, *136*, 11853–11859.
- (5) See, for instance: Galloway, W. R. J. D.; Isidro-Llobet, A.; Spring, D. R. Diversity-oriented synthesis as a tool for the discovery of novel biologically active small molecules. *Nat. Commun.* **2010**, *1*, 80.
- (6) Karageorgis, G.; Foley, D. J.; Laraia, L.; Waldman, H. Principle and design of pseudo-natural products. *Nat. Chem.* **2020**, *12*, 227–235.

- (7) (a) Lovering, F.; Bikker, F.; Humblet, C. Escape from Flatland: Increasing Saturation as an Approach to Improving Clinical Success. *Med. Chem.* **2009**, *52*, 6752–6756. (b) Wei, W.; Cherukupalli, S.; Jing, L.; Liu, X.; Zhan, P. Fsp3: A new parameter for drug-likeness. *Drug Discovery Today* **2020**, *25*, 1839–1845.
- (8) Karageorgis, G.; Foley, D. J.; Laraia, L.; Waldmann, H. Principle and design of pseudo-natural products. *Nat. Chem.* **2020**, *12*, 227–235.
- (9) (a) Negoro, T.; Murata, M.; Ueda, S.; Fujitani, B.; Ono, Y.; Kuromiya, A.; Komiya, M.; Suzuki, K.; Matsumoto, J.-i. Novel, Highly Potent Aldose Reductase inhibitors: (R)-(-)-2-(4-Bromo-2-fluorobenzyl)-1,2,3,4-tetrahydropyrrolo[1,2-*a*]pyrazine-4-spiro-3'-pyrrolidine-1,2',3',5'-tetrone (AS-3201) and its Congeners. *J. Med. Chem.* **1998**, *41*, 4118–4129. (b) Tian, H.; Ermolenko, L.; Gabant, M.; Vergne, C.; Moriou, C.; Retailliau, P.; Al-Mourabit, A. Pyrrole-Assisted and Easy Oxidation of cyclic α -Amino Acid-Derived Diketopiperazines under Mild Conditions. *Adv. Synt. Catal.* **2011**, *353*, 1525–1533.
- (10) (a) Tian, H.; Ermolenko, L.; Gabant, M.; Vergne, C.; Moriou, C.; Retailliau, P.; Al-Mourabit, A. Pyrrole-Assisted and Easy Oxidation of cyclic α -Amino Acid-Derived Diketopiperazines under Mild Conditions. *Adv. Synt. Catal.* **2011**, *353*, 1525–1533. For the use of proline-derived pyrrolo-diketopiperazines as catalysts, see: (b) Petsi, M.; Zografos, A. L. 2,5-Diketopiperazine Catalysts as Activators of Dioxigen in Oxidative Processes. *ACS Catal.* **2020**, *10*, 7093–7099.
- (11) For a recent example for the construction of achiral pyrrolopyrazinone cores, see: (a) Maisto, S. K.; Leersnyder, A. P.; Pudner, G. L.; Scheerer, J. R. Synthesis of Pyrrolopyrazones by Construction of the Pyrrole Ring onto a Intact Diketopiperazine. *J. Org. Chem.* **2020**, *85*, 9264–9271. See also: (b) Winant, P.; Horsten, T.; Gil de Melo, S.; Emery, F.; Dehaen, W. A Review of the Synthetic Strategies toward Dihydropyrrolo[1,2-*a*]Pyrazinones. *Organics* **2021**, *2*, 118–141.
- (12) During the preparation of this manuscript, one indolediketopiperazine was prepared in the context of the asymmetric synthesis of 2,5-diketopiperazines: Yang, J.-S.; Lu, K.; Li, C.-X.; Zhao, Z.-H.; Zhang, X.-M.; Zhang, F.-M.; Tu, Y.-Q. Chiral 1,2,3-Triazolium Salt Catalyzed Asymmetric Mono- and Dialkylation of 2,5-Diketopiperazines with the Construction of Tetrasubstituted Carbon Centers. *Angew. Chem., Int. Ed.* **2022**, *61*, e202114129.
- (13) For leading references, see: (a) Izquierdo, J.; Demurget, N.; Landa, A.; Brinck, T.; Mercero, J. M.; Dinér, P.; Oiarbide, M.; Palomo, C. Asymmetric Synthesis of Adjacent Tri- and Tetrasubstituted Carbon Stereocenters: Organocatalytic Aldol Reaction of an Hydantoin Surrogate with Azaarene 2-Carbaldehydes. *Chem.—Eur. J.* **2019**, *25*, 12431–12438. (b) del Pozo, S.; Vera, S.; Oiarbide, M.; Palomo, C. Catalytic Asymmetric Synthesis of Quaternary Barbituric Acids. *J. Am. Chem. Soc.* **2017**, *139*, 15308–15311. (c) Etxabe, J.; Izquierdo, J.; Landa, A.; Oiarbide, M.; Palomo, C. Catalytic Enantioselective Synthesis of N,C^{α},C^{β} -Trisubstituted α -Amino Acid Derivatives Using 1*H*-Imidazol-4(*SH*)-ones as Key Templates. *Angew. Chem., Int. Ed.* **2015**, *54*, 6883–6886.
- (14) (a) Schöllkopf, U.; Hartwig, W.; Groth, U. Enantioselective Synthesis of α -Methyl- α -aminocarboxylic Acids by Alkylations of the Lactim Ether of *cyclo*-(L-Ala-L-Ala). *Angew. Chem., Int. Ed. Engl.* **1979**, *18*, 863–864. Schöllkopf, U.; Groth, U.; Deng, C. Enantioselective Synthesis of (R)-Amino Acids Using L-Valine as Chiral Agent. *Angew. Chem., Int. Ed. Engl.* **1981**, *20*, 798–799. (b) Schöllkopf, U.; Groth, U.; Deng, C. Enantioselective Synthesis of (R)-Amino Acids Using L-Valine as Chiral Agent. *Angew. Chem., Int. Ed. Engl.* **1981**, *20*, 798–799. (c) Schöllkopf, U. Enantioselective Synthesis of Non-Proteinogenic Amino Acids Via Metallated Bis-Lactim Ethers of 2,5-Diketopiperazines. *Tetrahedron* **1983**, *39*, 2085–209.
- (15) See ref 10 and the Supporting Information.
- (16) The cyclization protocol applied to glycine only afforded traces of the corresponding bicyclic adduct, thus preventing its use as a common intermediate through its subsequent alkylation.
- (17) For selected reviews, see: (a) Liu, Y.; Han, S.-J.; Liu, W.-B.; Stoltz, B. M. Catalytic Enantioselective Construction of Quaternary Stereocenters: Assembly of Key Building Blocks for the Synthesis of Biologically active Molecules. *Acc. Chem. Res.* **2015**, *48*, 740–751. (b) Ling, T.; Rivas, F. All-carbon quaternary centers in natural products and medicinal chemistry: recent advances. *Tetrahedron* **2016**, *72*, 6729–6777. (c) Feng, J.; Holmes, M.; Krische, M. J. Acyclic Quaternary Carbon Stereocenters via Enantioselective Transition Metal Catalysis. *Chem. Rev.* **2017**, *117*, 12564–12580.
- (18) (a) McGrath, N. A.; Brichacek, M.; Njardarson, J. T. A Graphical Journey of Innovative Organic Architecture That Have Improved Our Lives. *J. Chem. Edu.* **2010**, *87*, 1348–1349. (b) Top Pharmaceuticals Poster: <https://njardarson.lab.arizona.edu/content/top-pharmaceuticals-poster>.
- (19) For reviews on catalytic asymmetric transformations under proton transfer conditions, see: (a) Kumagai, N.; Shibasaki, M. Recent Advances in direct Catalytic Asymmetric Transformations under Proton-Transfer Conditions. *Angew. Chem., Int. Ed.* **2011**, *50*, 4760–4772. (b) Palomo, C.; Oiarbide, M.; López, R. Asymmetric organocatalysis by chiral Brønsted bases: Implications and applications. *Chem. Soc. Rev.* **2009**, *38*, 632–653.
- (20) See, for instance: (a) Diosdado, S.; Etxabe, J.; Izquierdo, J.; Landa, A.; Mielgo, A.; Olaizola, I.; López, R.; Palomo, C. Catalytic Enantioselective Synthesis of Tertiary Thiols From *SH*-Thiazol-4-ones and Nitroolefins: Bifunctional Ureido-peptide-Based Brønsted Base Catalysis. *Angew. Chem., Int. Ed.* **2013**, *52*, 11846–11851. (b) Diosdado, S.; López, R.; Palomo, C. Ureido-peptide-Based Brønsted Bases: Design, Synthesis and Application to the Catalytic Enantioselective Synthesis of β -Amino Nitriles from (Arylsulfonyl)-acetonitriles. *Chem.—Eur. J.* **2014**, *20*, 6526–6531. For a recent review, see: (c) López, R.; Palomo, C. *N,N*-Diacylaminals as Emerging Tools in Synthesis: From Peptidomimetics to Asymmetric Catalysis. *Chem.—Eur. J.* **2021**, *27*, 20–29.
- (21) For reviews on conjugate additions to nitroalkenes, see: (a) Berner, O. M.; Tedeschi, L.; Enders, D. Asymmetric Michael Additions to Nitroalkenes. *Eur. J. Org. Chem.* **2002**, *2002*, 1877–1884. (b) Alonso, D. A.; Baeza, A.; Chinchilla, R.; Gómez, C.; Guillena, G.; Pastor, I. M.; Ramón, D. J. Recent Advances in Asymmetric Organocatalyzed Conjugate Additions to Nitroalkenes. *Molecules* **2017**, *22*, 895–946.
- (22) For the performance of other ureidoaminal-derived Brønsted bases in comparison with standard bifunctional Brønsted bases, see the Supporting Information.
- (23) For the performance of catalyst C7 in other solvents, see the Supporting Information.
- (24) For early examples of the aggregation of urea- and thiourea-based bifunctional organocatalysts in the solid state, see: (a) Okino, T.; Hoashi, Y.; Furukawa, T.; Xu, X.; Takemoto, Y. Enantio- and Diastereoselective Michael Reaction of 1,3-Dicarbonyl Compounds with Nitroolefins Catalyzed by a Bifunctional Thiourea. *J. Am. Chem. Soc.* **2005**, *127*, 119–125. (b) Berkessel, A.; Mukherjee, S.; Cleeman, F.; Müller, T. N.; Lex, J. Second-generation organocatalysts for the highly enantioselective dynamic kinetic resolution of azlactones. *Chem. Commun.* **2005**, 1898–1900. (c) Berkessel, A.; Cleeman, F.; Mukherjee, S.; Müller, T. N.; Lex, V. Highly Efficient Dynamic Kinetic Resolution of Azlactones by Urea-Based Bifunctional Organocatalysts. *Angew. Chem., Int. Ed.* **2005**, *44*, 807–811. In solution, see: (d) Tárkányi, G.; Király, P.; Varga, S.; Vayulka, B.; Soos, T. Edge-to-Face CH/ π Aromatic Interaction and Molecular Self-Recognition in *epi*-Cinchona-Based Bifunctional Thiourea Organocatalysis. *Chem.—Eur. J.* **2008**, *14*, 6078–6086. (e) Jang, H. B.; Rho, H. S.; Oh, J. S.; Nam, E. H.; Park, S. E. Y.; Bae, H. Y.; Song, E. C. DOSY NMR for monitoring self aggregation of bifunctional organocatalysts: increasing enantioselectivity with decreasing catalyst concentration. *Org. Biomol. Chem.* **2010**, *8*, 3918–3922.
- (25) The same behavior was observed for related ureidoaminal-derived Brønsted bases. See, for instance, ref 20b.
- (26) Under the described reaction conditions, diastereomeric ratios remained constant during the reaction progress and were maintained after complete transformation for days.
- (27) See the Supporting Information.