

East Tennessee State University

Digital Commons @ East Tennessee State University

Appalachian Student Research Forum

2023 ASRF Schedule

Apr 25th, 2:20 PM - 2:40 PM

Do adolescents receive youth-friendly, person-centered contraceptive care at safety-net clinics in the U.S. South?: An examination of youths' perspectives

Kristen Surles

East Tennessee State University

Kate Beatty

East Tennessee State University

Mike Smith

East Tennessee State University

Debbie Slawson

East Tennessee State University

Katie Baker

See next page for additional authors

Follow this and additional works at: <https://dc.etsu.edu/asrf>

Surles, Kristen; Beatty, Kate; Smith, Mike; Slawson, Debbie; Baker, Katie; de Jong, Jordan; and Khoury, Amal, "Do adolescents receive youth-friendly, person-centered contraceptive care at safety-net clinics in the U.S. South?: An examination of youths' perspectives" (2023). *Appalachian Student Research Forum*. 165.

<https://dc.etsu.edu/asrf/2023/schedule/165>

This Oral Presentation is brought to you for free and open access by the Events at Digital Commons @ East Tennessee State University. It has been accepted for inclusion in Appalachian Student Research Forum by an authorized administrator of Digital Commons @ East Tennessee State University. For more information, please contact digilib@etsu.edu.

Author Names and Emails

Kristen Surlles, Kate Beatty, Mike Smith, Debbie Slawson, Katie Baker, Jordan de Jong, and Amal Khoury

Youth-friendly, person-centered contraceptive care in safety-net clinics in the South

Kristen Surles, MPH

04/2023




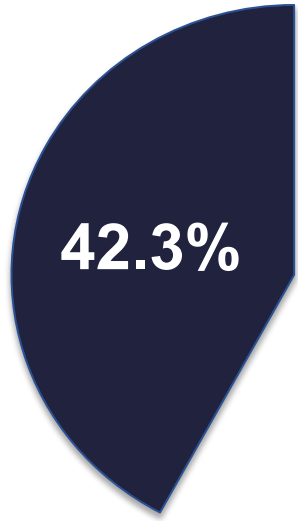
EAST TENNESSEE STATE
UNIVERSITY

Presentation Outline

- 1 Introduction
- 2 Methods
- 3 Results
- 4 Discussion
- 5 Recommendations
- 6 Conclusion



Introduction



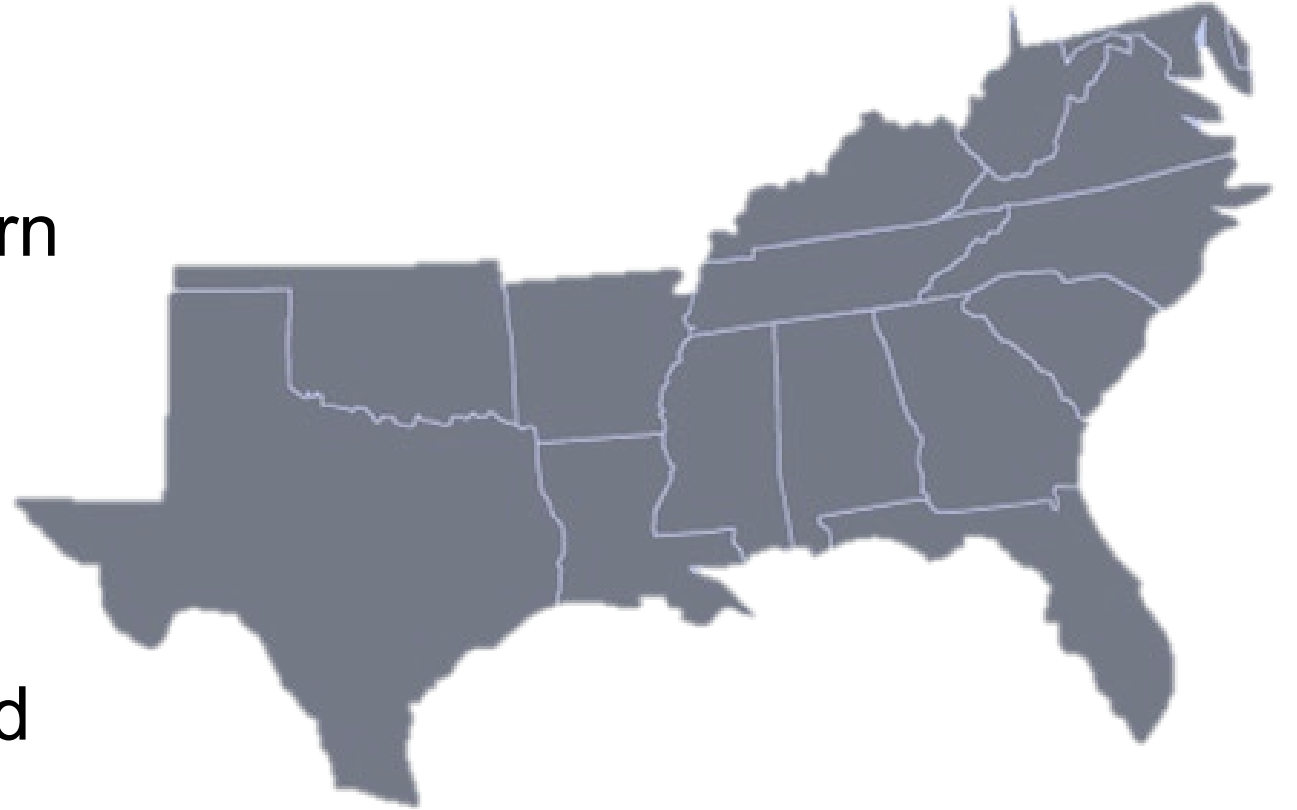


Youth-friendly, Person-centered Contraceptive Care



Gap in Knowledge

- Little is known about Southern youths' perspectives of YFPCCC
- Aim: Explore youths' perspectives of care received at safety-net clinics



Data Source

Data Source

- Choose Well's Post-Counseling Survey
 - FQHCs and HDs in AL and SC
 - Youth ages 16-24

Survey Items

- Information, mattered, preference, and respect (PCCC scale)
- Knowledge and trust (YF characteristics)



Analysis

Descriptive

- Created new variables:
 - PCCC
 - YF

Bivariable

- Chi-square tests:
 - PCCC
 - YF

Logistic Regression

- Controlled for:
 - Clinic type
 - State
 - Age
 - Race/Ethnicity
 - Insurance



Descriptive Results

Characteristics of FQHC and HD in AL and SC in the 2018-2022 Post-Counseling Survey.

Characteristic	N (N=1052)	Percent
State		
AL	513	48.8
SC	539	51.2
Rurality		
Urban	667	83.8
Rural	129	16.2
Clinic Type		
HD	835	79.4
FQHC	217	20.6
Age		
16-17	150	14.3
18-19	268	25.5
20-24	634	60.3
Race		
Non-Hispanic White	404	38.6
Non-Hispanic Black	547	52.2
Hispanic and Other	96	9.2
Health insurance		
No	219	22.7
Yes	746	77.3
Person-centered counseling characteristics	576	56.0
Youth-friendly provider characteristics	733	71

Bivariable Results

Characteristics of FQHCs and HDs in AL and SC by if youth received person-centered contraceptive care in the Post-Counseling Survey (2018-2022).

Characteristics	No n=453 (%)	Yes n=576 (%)	p-value
State			
AL	242 (53.4)	261 (45.3)	0.01
SC	211 (46.6)	315 (54.7)	
State			
AL	362 (79.9)	461 (80.0)	0.961
SC	91 (20.1)	115 (20.0)	
Age			
16-17	74 (16.3)	75 (13.0)	0.048
18-19	126 (27.8)	136 (23.6)	
20-24	253 (55.9)	365 (63.4)	
Race			
Non-Hispanic White	145 (32.1)	255 (44.6)	<0.0001
Non-Hispanic Black	271 (60.0)	262 (45.8)	
Hispanic and Other	36 (8.0)	55 (9.6)	
Health insurance			
No	103 (25.5)	111 (20.6)	0.075
Yes	301 (74.5)	428 (79.4)	

Logistic Regression

Adjusted odds ratios for person-centered counseling and youth-friendly provider characteristics in 2018-2022 Post-Counseling Survey.

Characteristics	Person-centered counseling	Youth-friendly provider characteristics
	aOR (95% CI)	aOR (95% CI)
Clinic Type		
HD	Ref	Ref
FQHC	0.77 (0.55, 1.08)	0.74 (0.52, 1.07)
State		
AL	Ref	Ref
SC	1.48 (1.13, 1.96)	1.27 (0.94, 1.72)
Age		
16-17	0.66 (0.45, 0.98)	0.61 (0.40, 0.93)
18-19	0.75 (0.55, 1.02)	0.74 (0.53, 1.03)
20-24	Ref	Ref
Race		
Non-Hispanic White	Ref	Ref
Non-Hispanic Black	0.53 (0.4, 0.7)	0.56 (0.41, 0.77)
Hispanic and Other	0.89 (0.54, 1.47)	1.04 (0.59, 1.84)
Health insurance		
No	Ref	Ref
Yes	1.47 (1.07, 2.02)	1.4 (1.0, 1.96)

Discussion

- 56% of youth felt their care was person-centered
- Minor youth and non-Hispanic Black youth were less likely to feel their care was YFPCCC
- Results are consistent with previous studies



Conclusion

- Youth in the South vary in their perspectives of their care
- Improving provider training may improve quality of care
- Improving quality of care improves youth health, method use and continuation, and may decrease teen birth rate



Recommendations

- Annual provider training
 - PCCC
 - Youth-friendly



Limitations and Future Research

Limitations

- Sample size
- Generalizability
- Likert scale recoding

Future Research

- Key informant interviews with youth
- Impact of YFPCCC on method use and continuation in this population



Questions

