


Measurements of jet observables sensitive to b -quark fragmentation in $t\bar{t}$ events at the LHC with the ATLAS detector

G. Aad *et al.**
(ATLAS Collaboration)

 (Received 1 March 2022; accepted 8 July 2022; published 9 August 2022)

Several observables sensitive to the fragmentation of b quarks into b hadrons are measured using 36 fb^{-1} of $\sqrt{s} = 13\text{ TeV}$ proton-proton collision data collected with the ATLAS detector at the LHC. Jets containing b hadrons are obtained from a sample of dileptonic $t\bar{t}$ events, and the associated set of charged-particle tracks is separated into those from the primary pp interaction vertex and those from the displaced b -decay secondary vertex. This division is used to construct observables that characterize the longitudinal and transverse momentum distributions of the b hadron within the jet. The measurements have been corrected for detector effects and provide a test of heavy-quark-fragmentation modeling at the LHC in a system where the top-quark decay products are color connected to the proton beam remnants. The unfolded distributions are compared with the predictions of several modern Monte Carlo parton-shower generators and generator tunes, and a wide range of agreement with the data is observed, with p values varying from 5×10^{-4} to 0.98. These measurements complement similar measurements from e^+e^- collider experiments in which the b quarks originate from a color singlet Z/γ^* .

DOI: [10.1103/PhysRevD.106.032008](https://doi.org/10.1103/PhysRevD.106.032008)

I. INTRODUCTION

The dominant paradigm for calculations of hadron collider physics observables makes use of quantum chromodynamics (QCD) factorization to separate the perturbative hard-scattering process from nonperturbative initial- and final-state effects. Historically, these effects were separated into three disjoint parts: a nonperturbative structure function representing the extraction of incoming parton configurations from the colliding hadrons, a perturbative hard process, and a nonperturbative fragmentation function mapping the outgoing hard-process partons to final-state hadrons and jets. Much of early QCD physics research was conducted within this paradigm [1,2].

This picture has been continually refined in the quest for increased precision and exclusive, realistic, Monte Carlo (MC) event modeling. In particular, modeling of both the initial and final states is now typically enhanced by perturbative analytic resummation or parton-shower algorithms, which go beyond fixed order in the QCD coupling to account for the enhanced effects of multiple QCD parton emissions in singular regions of emission phase space [3]. These can be considered enhancements of the hard process,

which were previously absorbed—resulting in a loss of kinematic accuracy—into the parton distribution and fragmentation functions. The partonic content of the proton, from which the perturbative scattering is initiated, is described by the parton distribution functions (PDFs) [4], while the formation of hadrons below the hadronization scale $\sim \Lambda_{\text{QCD}}$ is described by the fragmentation functions [5,6]. Both are considered universal in hard-scattering processes (by virtue of the QCD factorization theorem) and are currently obtained by fitting nonperturbative low-scale functions to experimental data through their perturbative evolution to the hard-scattering scales.

The fragmentation of b quarks is particularly interesting for several reasons. Bottom quarks play an important role in Large Hadron Collider (LHC) analyses, from top quark and Higgs boson measurements to new-particle searches. This makes it essential that the evolution and hadronization of heavy quarks be well understood. As a heavy quark whose mass plays a role in automatically regularizing the soft divergence in QCD splitting functions, the b quarks' evolution and hadronization also provide a fundamental test of perturbative QCD and the parton-shower formalism [3,7–11]. Finally, displaced weak-decay vertices make possible an unambiguous experimental connection between observed hadrons and their ancestor parton. Current MC event generator models [12,13] and their tuned parameters (tunes) [14–16] are based on b -fragmentation observables measured at e^+e^- colliders such as LEP [17–19] and SLC [20,21], which are experimentally and theoretically straightforward to interpret due to the absence of QCD

*Full author list given at the end of the article.

Published by the American Physical Society under the terms of the [Creative Commons Attribution 4.0 International license](https://creativecommons.org/licenses/by/4.0/). Further distribution of this work must maintain attribution to the author(s) and the published article's title, journal citation, and DOI. Funded by SCOAP³.

initial-state radiation and an underlying event. However, the combination of perturbative and nonperturbative effects in fragmentation means that the more complex color flow in hadron-collider processes will affect observables related to fragmentation [22,23]; its measurement at the LHC complements those previously carried out at lepton colliders.

In this analysis, a measurement of observables sensitive to the fragmentation of b quarks at the LHC is presented, using $t\bar{t}$ events observed in the ATLAS detector in the 2015 and 2016 data-taking runs. Choosing this process allows studies of b -jet fragmentation observables in which some fraction of the b quarks are color connected to the initial state. The more complex QCD environment of a hadron collider may also affect fragmentation via effects such as QCD initial-state radiation, multiple partonic interactions, and color reconnection.

The observables used in this paper characterize the evolution of the b -quark momentum into the lower momentum of the weakly decaying b hadron. This is achieved by comparing the momenta of reconstructed b hadrons with their corresponding b jets and with the event-wide momentum scale set by other top-quark decay products. While there is an immediate theoretical objection to making a one-to-one identification between quarks and jets—a colored quark cannot in isolation hadronize into a color-neutral jet—observables inspired by this simple picture can be well defined, and receive finite and calculable corrections from the initiator’s color connections [24]. In the e^+e^- experiments where such observables were previously measured, incoming beam particles have a well-defined momentum, and hence there is no question as to the energy of the resulting b quarks in a two-jet $e^+e^- \rightarrow b\bar{b}$ process: at leading order, each must have the same energy as the incoming electron or positron beam. The fragmentation can hence be probed via the simple function $x_B = E_B/E_{\text{beam}}$ —the energy of the b hadron divided by that of the beam. Due to the nature of hadronic initial states, the partonic center-of-mass or energy scale is not known *a priori* for any particular collision event. For this reason, observables are defined using only the final-state particles rather than the beam energy.

It is experimentally challenging to determine whether electrically neutral particles originated from heavy hadron decays, the fragmentation products of the jet, the underlying event, or pileup interactions; as such, this study focuses on the charged constituents of the jets. Charged-particle tracks have better momentum and angular resolution than calorimeter clusters at the energies involved in this analysis and allow for the removal of contamination particles emitted from pileup interactions. To reconstruct these b hadrons, inner-detector tracks are used to build secondary vertices displaced from the hard-scatter collision [25]. The constituents of secondary vertices correspond to the stable, charged b -hadron descendants. The b hadron’s

“charged momentum” is then calculated as the vectorial sum of these descendants. The b -hadron charged momentum is compared with various quantities that provide an energy scale for the surrounding environment.

One choice is to relate the b hadron with the surrounding jet of particles, constructed via standard clustering techniques [26]. This is natural since the aim of all jet algorithms is to cluster flows of energy corresponding to well-separated initial partons in a theoretically safe way: a jet containing a b hadron is a reasonably well-defined proxy for its initiating b quark. Observables based on the ratio of b -hadron to b -jet momenta are by their nature most sensitive to the small-angle gluon emissions from the b quark before hadronization, and therefore provide a view of b -quark fragmentation that is strongly complementary to that of the lepton-collider measurements, which rely on event-wide—rather than local—hadronic energy flow. Since the b hadrons are reconstructed and identified through secondary vertices built from charged-particle tracks, the jet momentum is built from reconstructible charged constituents, putting the b hadron and the jet on the same footing and allowing the b hadron’s energy to be distinguished from the energy of the nearby hadronic activity. Two observables are measured in this vein: (1) the ratio of the b hadron and jet charged momenta transverse to the incoming proton beams ($z_{T,b}$) and (2) the fraction of the jet charged momentum carried by the b -hadron decay products along the direction of the jet charged momentum ($z_{L,b}$). The analysis object-selection methodology is therefore focused on the identification of charged particles from primary and secondary vertices.

A comparison between the kinematic properties of the b hadron and the $t\bar{t}$ system is also made. This measurement is performed in $e\mu\nu b\bar{b}$ events, and, while the primary role of the electron and muon is to select a pure sample of $t\bar{t}$ events, the lepton momenta are correlated with the momenta of the top quarks from which they were produced. Although the leptons are far from being a perfect proxy for the top quarks, their momenta can be determined more precisely than those of the b hadrons and therefore can be used to characterize the b hadrons in the context of the $t\bar{t}$ system. The observable ρ is defined as the ratio of the transverse momentum of the b hadron to the average transverse momentum of the two leptons in the event, where “transverse” is defined relative to the colliding proton beams. As opposed to $z_{T,b}$ and $z_{L,b}$, ρ is sensitive to radiation emitted in the top-quark decay, regardless of whether or not it was contained in the b jet.

In addition to the above observables that focus on the b hadron momentum, the number of stable, charged decay products of the b hadron (n_b^{ch}) is measured. This observable is sensitive to the modeling of b -hadron production and decay.

For independence from detector biases, and for maximum impact on the development of both analytic and MC generator b -quark fragmentation modeling, the results have been corrected to a fiducial acceptance definition at stable-particle level. Particles are considered stable if they have a mean lifetime $\tau > 33$ ps ($c\tau > 10$ mm). The unfolded data are then compared with predictions from several commonly used MC models and tunes, which are largely based on $e^+e^- x_B$ distributions.

The organization of this paper is as follows. Section II gives an overview of the ATLAS detector, and Sec. III outlines the collision data and MC simulation used in this measurement. Section IV describes the object and event selection used in the experimental analysis as well as the fiducial definition to which the observed data are unfolded. The unfolding procedure and systematic uncertainties are presented in Secs. V and VI, respectively. Finally, the unfolded data are shown in Sec. VII and compared with a number of modern MC generators tuned to e^+e^- collider data.

II. ATLAS DETECTOR

The ATLAS detector [27–29] is a multipurpose particle detector with a forward/backward-symmetric cylindrical geometry. The detector has a nearly 4π coverage in solid angle¹ and consists of an inner tracking detector, electromagnetic and hadronic calorimeters, and a muon spectrometer. The inner detector is surrounded by a superconducting solenoid providing a 2T magnetic field and covers a pseudorapidity range of $|\eta| < 2.5$. The inner detector is composed of silicon pixel and microstrip detectors as well as a transition radiation tracker. The innermost pixel detector layer, called *insertable B-layer* (IBL) was installed before the start of run II. The high-granularity lead/liquid-argon (LAr) electromagnetic sampling calorimeters measure electromagnetic energies in the pseudorapidity region $|\eta| < 3.2$. Hadron energies are measured by a hadronic, steel/scintillator tile calorimeter with $|\eta| < 1.7$. The forward and end cap regions with $1.5 < |\eta| < 4.9$ are instrumented with LAr calorimeters for both the electromagnetic and hadronic measurements. Surrounding the calorimeters, the muon spectrometer consists of three large superconducting toroids with eight coils each. The muon spectrometer has a system of precision

¹ATLAS uses a right-handed coordinate system with its origin at the nominal interaction point in the center of the detector and the z axis along the beam pipe. The x -axis points from the interaction point to the center of the LHC ring, and the y axis points upward. Cylindrical coordinates (r, ϕ) are used in the transverse plane, ϕ being the azimuthal angle around the beam pipe. The pseudorapidity is defined in terms of the polar angle θ as $\eta = -\ln \tan(\theta/2)$, and the rapidity is defined as $y = (1/2) \ln[(E + p_z)/(E - p_z)]$. Angular distances are defined as $\Delta R = \sqrt{(\Delta\eta)^2 + (\Delta\phi)^2}$ and $\Delta R_y = \sqrt{(\Delta y)^2 + (\Delta\phi)^2}$.

tracking chambers covering $|\eta| < 2.7$, consisting of monitored drift tubes and, in the forward region, cathode-strip chambers. In addition, it has fast trigger chambers covering $|\eta| < 2.4$, consisting of resistive-plate chambers in the barrel region and thin-gap chambers in the end caps. A two-level trigger system is used to select the events that are recorded [30]. The first-level trigger (L1) is implemented in hardware and utilizes partial detector information to accept events at a rate below 100 kHz from the 40 MHz bunch crossings. The high-level trigger is software-based and accepts events at a rate of 1 kHz.

III. DATA SAMPLE AND SIMULATION

The measurements in this analysis are based on data collected by the ATLAS detector in 2015 and 2016 at a center-of-mass energy of $\sqrt{s} = 13$ TeV. The recorded data correspond to an integrated luminosity of approximately 36.1 fb^{-1} . Collision events are analyzed only if they satisfy the data quality criteria [31], the beam conditions were stable when they were recorded, and all subdetectors passed the requirements for operational status. An extensive software suite [32] is used in the reconstruction and analysis of real and simulated data, in detector operations, and in the trigger and data acquisition systems of the experiment.

This analysis requires at least one lepton to be identified in the trigger system for each candidate event. Depending on the data-taking period, different single-lepton trigger thresholds were used for electrons and muons [33,34] in order to maintain readout rates within specification over changes to the LHC instantaneous luminosity. For 2015 data, single-electron triggers with p_T thresholds of 24, 60, and 120 GeV and single-muon triggers with p_T thresholds of 20 and 50 GeV were used. For 2016 data, the p_T thresholds were increased to 26, 60, and 140 GeV for electrons and 26 and 50 GeV for muons. The triggers with the lowest p_T thresholds include isolation requirements, while for the triggers with higher thresholds those requirements are relaxed to increase the acceptance.

Several simulated event samples are used in estimating the Standard Model prediction for this measurement, particularly in obtaining the corrections for detector effects discussed in Sec. V. The $t\bar{t}$ signal process is simulated at next-to-leading order (NLO) in perturbative QCD using the HVQ program [35,36] implemented in the POWHEG BOX v2 [37,38] event generator with the NNPDF3.0 PDF sets [39]. Parton-level configurations obtained with POWHEG BOX are processed with the PYTHIA 8.230 [40] generator to model the parton shower (PS), hadronization and underlying event, using the A14 set of tuned parameters [16] and the NNPDF2.3 PDF set. The A14 tune of PYTHIA 8 is a tune of PS and multiple partonic interaction parameters that leaves the hadronization parameters at their default values and uses the Lund-Bowler fragmentation model [12]. The top-quark mass, m_{top} is set to 172.5 GeV in all simulated

samples. The h_{damp} parameter, which controls the transverse momentum of the first additional gluon emission beyond the Born configuration, is set equal to 1.5 times the mass of the top quark. The main effect of this choice is to regulate the high- p_T emission against which the $t\bar{t}$ system recoils. The factorization and renormalization scales are set to $\sqrt{m_{\text{top}}^2 + p_T^2}$, where p_T is the transverse momentum of the top quark.

The $t\bar{t}$ cross-section is normalized to $\sigma_{t\bar{t}} = 832_{-51}^{+46}$ pb, as calculated at next-to-next-to-leading order (NNLO) with next-to-next-to-leading logarithmic soft-gluon terms [41–45] using the TOP++ 2.0 program [46]. The PDF- and α_s -induced uncertainties in this cross section are calculated using the PDF4LHC prescription [47] with the MSTW2008NNLO 68% C.L. PDF [48,49], CT10NNLO PDF [50,51], and NNPDF2.3 5f FEN PDF [52] and are added in quadrature with the uncertainties obtained from the independent variation of the factorization and renormalization scales.

In order to evaluate the signal modeling uncertainties, alternative $t\bar{t}$ samples were produced. To evaluate the impact of initial-state radiation, two additional POWHEG+PYTHIA 8 samples were generated. In one sample, the factorization and renormalization scales in the matrix element are scaled down by a factor of 2, while at the same time setting $h_{\text{damp}} = 3m_{\text{top}}$ and using the VAR3c up variation of the A14 tune. The other sample uses factorization and renormalization scales increased by a factor of 2, while keeping h_{damp} at the nominal value of $1.5m_{\text{top}}$ and using the VAR3c down variation. The VAR3c tune variations correspond to a variation of α_s in the initial state. To account for final-state radiation (FSR) uncertainties, two POWHEG+PYTHIA 8 samples with the VAR2 up and down variations of the A14 tune are used. For VAR2, the values of both α_s in the final state and parameters sensitive to initial-state radiation are varied. A sample with POWHEG BOX interfaced with HERWIG 7.04 [53,54] with the H7UE tune [54] and the MMHT2014LO68CL [55] PDF set is used to probe the impact of using a different parton shower and hadronization model.

Single-top-quark production in the tW channel is simulated using the POWHEG BOX v1 event generator with the CT10 PDF sets. It is interfaced with the PYTHIA 6.428 generator [56] to model the parton shower and hadronization, using the Perugia2012 set of tuned parameters [57] and the CTEQ6L1 PDF sets [58]. The total cross section for tW production is calculated at NLO with next-to-next-to-leading logarithm (NNLL) soft-gluon corrections [59]. The interference between $t\bar{t}$ and tW production leads to an ambiguity in the definition of these processes starting at NLO. This ambiguity is removed from the tW sample by via the diagram-removal scheme [60]. An alternative tW sample with the diagram-subtraction scheme is also used.

The $Z/\gamma^* + \text{jets}$ process is simulated using SHERPA 2.2.1 [61] with the NNPDF3.0 PDF set. The matrix elements are

calculated using COMIX [62] and OPENLOOPS [63], for up to two parton at NLO and up to four partons at leading order (LO) in the QCD coupling. The MEPS@NLO prescription [64] is used to merge the matrix element and the parton shower contributions. The total cross section is normalized to the NNLO calculation [65]. Electroweak diboson processes are simulated using SHERPA 2.1.1 with the CT10 PDF sets. The matrix elements are calculated using COMIX and OPENLOOPS. The matrix elements for the WW and WZ processes are calculated with no additional partons at NLO. Matrix elements for the ZZ process are calculated with up to one additional parton at NLO. The matrix-element calculations for all three diboson processes (WW , WZ , and ZZ) are performed for up to three additional partons at LO.

All nominal simulated samples are processed through a simulation of the ATLAS detector [66] implemented using the GEANT 4 [67] framework. A “fast simulation,” using parametrized showers in the calorimeter-interaction modeling [68], is used for $t\bar{t}$ samples with variations modeling systematic uncertainties. Additional inclusive pp interaction events generated using PYTHIA 8.186 [69] and the A3 set of tuned parameters [70] are overlaid on all simulated signal and background events to simulate the effect of multiple pp interactions in each bunch crossing (pileup). For all samples except the ones generated with SHERPA, the decays of b and c hadrons are modeled using the EVTGEN 1.6.0 program [71].

The same reconstruction algorithms and analysis procedures are applied to both data and MC simulation, allowing direct comparisons of the respective reconstruction-level quantities and thus extraction of detector-effect corrections.

IV. ANALYSIS

To obtain a high-purity sample of reconstructed b jets, this analysis uses dilepton $t\bar{t}$ ($e\mu\nu bb$) events, which provide a high cross-section source of b jets with relatively low contamination expected from light-flavor jets. The $e\mu$ channel is used exclusively, as it has particularly small contributions from non- $t\bar{t}$ processes. Events with an electron, a muon, and exactly two reconstructed jets are selected.

Biases in reconstruction-level observables introduced by the detector and reconstruction algorithms are corrected to a fiducial particle-level event and object selection, designed to closely match the procedure followed for data events. Systematic uncertainties due to possible discrepancies between the observed and predicted data are taken into account by introducing variations of the predictions for background processes and of the response matrices for the $t\bar{t}$ signal; the considered sources of systematic uncertainty are discussed in Sec. VI. These are propagated through a fully Bayesian unfolding procedure [72] into the final unfolded distributions, as described in Secs. V and VI.

A. Object definitions and selection

Leptons: To reduce the number of background events with nonprompt leptons, *tight* identification criteria for the reconstructed electrons and *medium* criteria for the muons are imposed [73–75]. Electrons are additionally required to fall within the fiducial volume of the electromagnetic calorimeter ($|\eta| < 2.47$, excluding $1.37 < |\eta| < 1.52$), and muons must be central ($|\eta| < 2.5$). The invariant mass of the two leptons, $m_{\ell\ell}$, has to be larger than 15 GeV. At least one selected lepton has to be matched to a lepton that fulfilled one of the trigger decisions discussed in Sec. III. Both the electrons and muons must have $p_T > 25$ GeV to avoid large trigger-efficiency uncertainties for leptons with low p_T , and be isolated from significant energy deposits in the calorimeters and from high-momentum tracks. For 2016 data, at least one lepton with $p_T > 27$ GeV is required in order to account for the higher trigger threshold. Differences in reconstruction and identification efficiencies between data and simulated events are accounted for by applying scale factors derived in $Z \rightarrow \ell\ell$ events, and the lepton energy and momentum scale and resolutions are calibrated in data by inspecting the dilepton mass spectrum near to the Z peak [73,74].

The particle-level fiducial lepton definition requirements are $p_T > 25$ GeV and $|\eta| < 2.5$, and the leptons must not have final-state hadron ancestors (i.e., they are “prompt”). The four-momenta of photons that do not originate from hadron decays and are within a cone of size $\Delta R = 0.1$ around the lepton direction are added to the lepton four-momentum. This is later referred to as “photon dressing,” and produces “dressed leptons.”

Jets: Detector-level jets are built from topological clusters of energy deposits in calorimeter cells calibrated to the electromagnetic interaction scale, using the anti- k_t algorithm with a radius parameter of $R = 0.4$ [76] implemented in FastJet [77]. The resulting jets’ transverse momenta are further corrected to the corresponding particle-level jet p_T using simulation and *in situ* methods [78]. After these calibrations, jets with $p_T < 30$ GeV or $|\eta| > 2.5$ are removed. A multivariate discriminant method (JVT) [79] is used to remove jets with $p_T < 60$ GeV and $|\eta| < 2.4$ that have large estimated energy fractions from pileup collision vertices; above this p_T scale, this requirement is unnecessary. Simulated jets are corrected for JVT efficiency differences relative to the collision data.

In order to avoid double-counting of energy deposits from leptons in calorimeter jets, those jets that are reconstructed very near to selected leptons, with $\Delta R_y(\text{jet}, \text{lepton}) < 0.2$, are removed because they are the result of calorimeter deposits from the leptons themselves, where $\Delta R_y(\text{jet}, \text{lepton}) = \sqrt{\Delta\phi^2 + \Delta y^2}$. On the other hand, leptons that are reconstructed within the range $0.2 < \Delta R_y(\text{jet}, \text{lepton}) < 0.4$ are known to mostly come from heavy-hadron decays and are not considered prompt-lepton candidates [73–75].

Charged-particle tracks and secondary vertexing: Reconstructed tracks are limited to the fiducial volume of the inner tracker, $|\eta| < 2.5$, and are required to have $p_T > 500$ MeV. Two track-identification working points are used: *tight-primary* and *tight-secondary*. The *tight-primary* working point is optimized to achieve a high efficiency for tracks originating from the pp collision vertex while rejecting tracks originating from random crossings of charged particles from pileup vertices [80]; *tight-primary* tracks must be constituents of the reconstructed hard-scatter vertex. In order to achieve a higher efficiency for charged particles from b -hadron decays, *tight-secondary* tracks differ from *tight-primary* tracks in two main ways: (1) *tight-secondary* tracks are not required to be constituents of the hard-scatter vertex but must have a transverse impact parameter satisfying $|d_0| < 3.5$ mm, and (2) while *tight-primary* tracks must have at least nine hits in the silicon pixel or microstrip layers, including at least one IBL or B-layer pixel hit, *tight-secondary* tracks need only seven silicon hits and are not required to have an IBL or B-layer hit [25,81,82].

The measured observables require identification of the charged decay products of b -hadron candidates, which are reconstructed from inner-detector tracks matched to calorimeter jets by identifying displaced secondary vertices. The matching of detector-level tracks to jets uses a cone whose angular radius shrinks with increasing jet p_T from $\Delta R = 0.42$ for 30 GeV jets to an asymptotic minimum of $\Delta R = 0.24$:

$$\Delta R_{\max} = 0.24 + e^{-[1.22 + (1.64 \times 10^{-3})p_T/\text{GeV}]}$$

This matching was optimized to maximize discrimination between jets that contain b hadrons and those that do not. Secondary vertex (SV) construction from these *tight-secondary* tracks is performed with the single secondary vertex finder algorithm [25]; secondary vertices are required to have at least three associated tracks, since those with two or fewer were found to be dominated by cases in which at least one track was either not reconstructed or not properly matched to the secondary vertex.

The jet charged momentum is constructed using tracks from the hard-scatter primary interaction vertex (PV) [83] in addition to those from the b -hadron candidate secondary vertex. PV tracks are matched to calorimeter jets via ghost association [84]; in this procedure, tracks are used as infinitesimal-energy (“ghost”) inputs to jet reconstruction, and each track is considered matched to the jet of which its ghost is a constituent. The total jet charged momentum is built from the union of PV and SV tracks.

b tagging: Jets that are likely to contain a b hadron are tagged using a multivariate discrimination algorithm (MV2c10) based on inputs from charged-track impact parameter and secondary vertex reconstruction with respect to the hard-scatter PV. The hard-scatter PV is selected as the

one with at least two associated tracks and the highest $\sum p_T^2$, where the sum extends over all tracks with $p_T > 400$ MeV matched to the vertex. The tagger performance was optimized using b jets, c jets, and light-flavor jets in $t\bar{t}$ events to maintain a high tagging efficiency for b jets while maximally rejecting lighter-flavor jets. A working point with 70% b -jet tagging efficiency with an approximate light-flavor jet (charm-jet) rejection factor of 400 (10) is used.

At particle level, jets are formed by clustering all final-state particles within the calorimeter acceptance $|\eta| < 4.9$, except neutrinos and prompt electrons and muons. Like detector-level jets, they are built using the anti- k_r algorithm with $R = 0.4$. Fiducial jets are required to have $p_T > 30$ GeV and $|\eta| < 2.5$. Weakly decaying b hadrons with $p_T > 5$ GeV are matched to jets by finding the closest jet within $\Delta R < 0.3$ to each b hadron. The jets are then labeled as having b -quark flavor if they have exactly one associated weakly decaying b hadron. Jets with two associated b hadrons are explicitly excluded since they have very different features; the fraction of such jets predicted in simulation was found to be below the per-mille level.

B. Detector event and probe-jet selection

In the detector-level selection, at least one lepton is required to be identified in the trigger system for each candidate event, using a logical OR of the most inclusive electron and muon triggers. Scale factors are applied to the simulation in order to correct for known differences in trigger efficiencies between the simulation and collision data [30], with residual uncertainties accounted for as described in Sec. VI C.

In order to reject backgrounds with fewer than two prompt leptons (e.g., multijet and $W + \text{jets}$ events), exactly two reconstructed leptons with opposite charge are required. Contributions from backgrounds with Z bosons are suppressed by requiring one lepton to be an electron and the other to be a muon. Exactly two reconstructed jets (after the lepton overlap removal is applied) are required in order to reject $t\bar{t}$ events with light-flavor jets from initial- or final-state radiation. These two jets must be separated by $\Delta R > 0.5$ to avoid b -hadron decay products being matched to a jet that does not contain the initial b hadron.

A “tag-and-probe” technique, described below, is employed to measure the observables of interest for the selected jets. If the leading jet in the event is b tagged and the subleading jet has both $|\eta| < 2.1$ and a reconstructed secondary vertex with at least three associated tracks, then the subleading jet is considered a “probe-jet” and its observables are measured. The more stringent η requirement for probe jets ensures that the full jet area falls inside the ATLAS tracker volume. This process is then repeated with the roles of the leading and subleading jets reversed, and the fragmentation observables for all probe jets are measured. Using this procedure it is possible for both jets,

only one jet, or even neither jet to be measured, but care is taken to not bias the measurement. After an event preselection requiring exactly two jets and at least one b -tagged jet, both jets are valid probe jets in about 25% of $t\bar{t}$ events, and only one jet is a valid probe jet about 17% of the time. There is a small correlation between the jets’ probability of being measured, but this correlation is well modeled by the simulation.

C. Particle-level fiducial event selection and observables

For the fiducial event selection, particle-level $t\bar{t}$ events must contain exactly one prompt electron and one prompt muon, each with $|\eta| < 2.5$ and $p_T > 25$ GeV after photon dressing. The leptons must have opposite charge. In addition, exactly two b -tagged jets with $|\eta| < 2.1$, $p_T > 30$ GeV, and $\Delta R(\text{jet}, \text{jet}) > 0.5$ are required. If a particle-level $t\bar{t}$ event passes the above selection, then both jets are considered as possible fiducial probe jets.

Fiducial observables reflect their detector-level counterparts as closely as possible to reduce dependence on the simulation during unfolding. They are calculated using stable, charged particles with $p_T > 500$ MeV, which are called “fiducial charged particles.” Each fiducial probe jet must contain exactly one weakly decaying b hadron with $p_T > 5$ GeV and at least three fiducial-charged-particle decay products. The charged momentum of the b hadron, \vec{p}_b^{ch} , is then defined as the momentum sum of all fiducial charged particles from the b -hadron decay, and the b -jet charged component, $\vec{p}_{\text{jet}}^{\text{ch}}$, is built from all fiducial charged particles that either are jet constituents or originate from the b -hadron decay. The dressed leptons in the event are used to calculate the value of the ρ observable defined in Sec. I and again below.

To summarize, the four observables measured are the ratio of each b hadron and jet charged momenta transverse to the incoming proton beams,

$$z_{T,b}^{\text{ch}} = \frac{p_{T,b}^{\text{ch}}}{p_{T,\text{jet}}^{\text{ch}}},$$

the fraction of the jet charged momentum carried by the b -hadron decay products along the direction of the jet charged momentum,

$$z_{L,b}^{\text{ch}} = \frac{\vec{p}_b^{\text{ch}} \cdot \vec{p}_{\text{jet}}^{\text{ch}}}{|p_{\text{jet}}^{\text{ch}}|^2},$$

the ratio of the transverse momentum of the b hadron to the average transverse momentum of the two leptons in the event,

$$\rho = \frac{2p_{T,b}^{\text{ch}}}{p_T^e + p_T^\mu},$$

TABLE I. Summary of expected and observed event and probe-jet yields. The uncertainties on the predicted yields include all components discussed in Sec. VI. Note that the sums of column entries may not agree exactly with reported total yields due to rounding.

Process	Events with $e\mu jj$ (≥ 1 b tag)		Probe jets
	Predicted yields		
Fiducial $t\bar{t}$...		44000 ± 9000
Nonfiducial $t\bar{t}$...		6700 ± 1500
Total $t\bar{t}$	76000 ± 12000		51000 ± 9000
Single top	4400 ± 1500		1580 ± 600
Z + jets	125 ± 45		13.0 ± 5.1
Diboson	90 ± 34		9.7 ± 3.9
Total non- $t\bar{t}$	4600 ± 1600		1600 ± 600
b jets	...		52000 ± 9000
c jets	...		180 ± 60
Other jets	...		250 ± 70
Total prediction	81000 ± 13000		53000 ± 9000
Observed yields			
Data	88511		57476

and the number of fiducial charged particles produced in the b -hadron decay, n_b^{ch} .

D. Sources of background

Several sources of background jets are expected in 13 TeV pp collisions. A “background probe jet” here is defined as a jet which passes the detector-level requirements but fails the fiducial definition outlined in Secs. IV A

and IV C. Such jets can originate from $t\bar{t} \rightarrow e\mu b\bar{b}$ events in which one b jet from a top-quark decay lies outside the detector acceptance but another jet (often from initial- or final-state radiation) is reconstructed as a valid detector-level probe. They can also arise from $t\bar{t} \rightarrow e\mu b\bar{b}$ events that fail the fiducial event definition but pass the detector-level cuts. Both sources of $t\bar{t}$ induced backgrounds are estimated using MC simulation.

Non- $t\bar{t}$ processes with at least one prompt electron, at least one prompt muon, and jets are another source of background probe-jets and are also evaluated with MC simulation. In this analysis, the tW , Drell-Yan, and diboson production processes are identified as non- $t\bar{t}$ backgrounds with prompt leptons.

Finally, backgrounds with fewer than two prompt leptons (dominated by $t\bar{t}$ and single-top-quark production) are expected to account for less than 1% of selected events and are estimated from the MC simulation.

E. Comparison between prediction and observed data

Table I shows the numbers of selected events and probe-jets after the requirements from Sec. IV A in both the MC prediction and the observed collision data, including all uncertainties described in Sec. VI. Figures 1–3 compare relevant probe-jet observables between the MC prediction and the observed data. In both cases, all uncertainties described in Sec. VI are included in the prediction uncertainty. Agreement within the estimated uncertainties is observed between the simulated and observed events, showing that effects from the underlying event, pileup, track reconstruction, and secondary-vertex finding are well modeled by the simulation for the purpose of b -hadron and b -jet measurements.

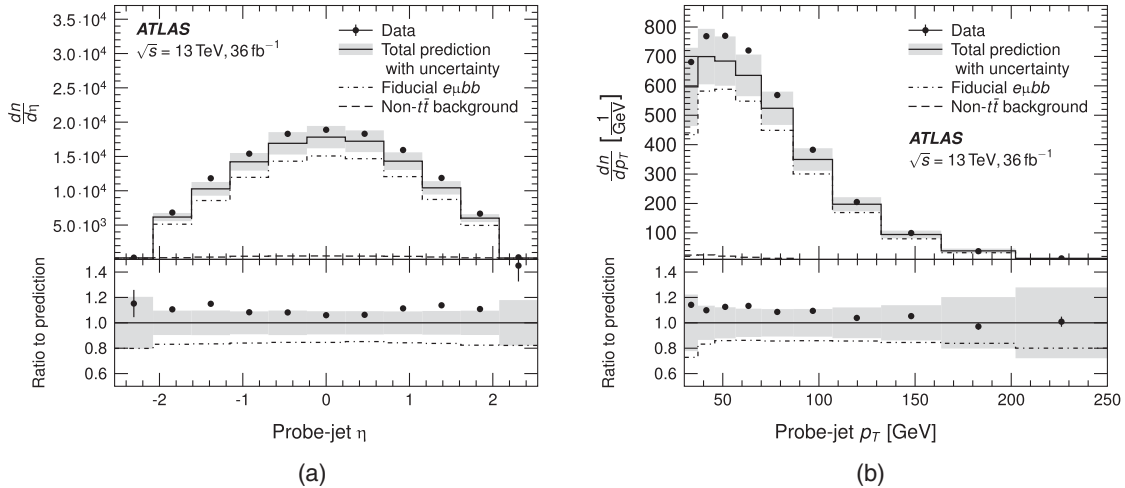


FIG. 1. Comparison of detector-level probe-jet observable distributions between simulation and collision data: (a) probe-jet η and (b) p_T . The nominal non- $t\bar{t}$ background and fiducial $t\bar{t} \rightarrow e\mu b\bar{b}$ predictions are shown in addition to the total prediction; the fiducial probe-jet histogram is not stacked on top of the non- $t\bar{t}$ background, in order to show the expected fraction of fiducial events. All systematic uncertainties are included in the uncertainty on the total prediction. The first and last histogram bins do not include the underflow and overflow entries.

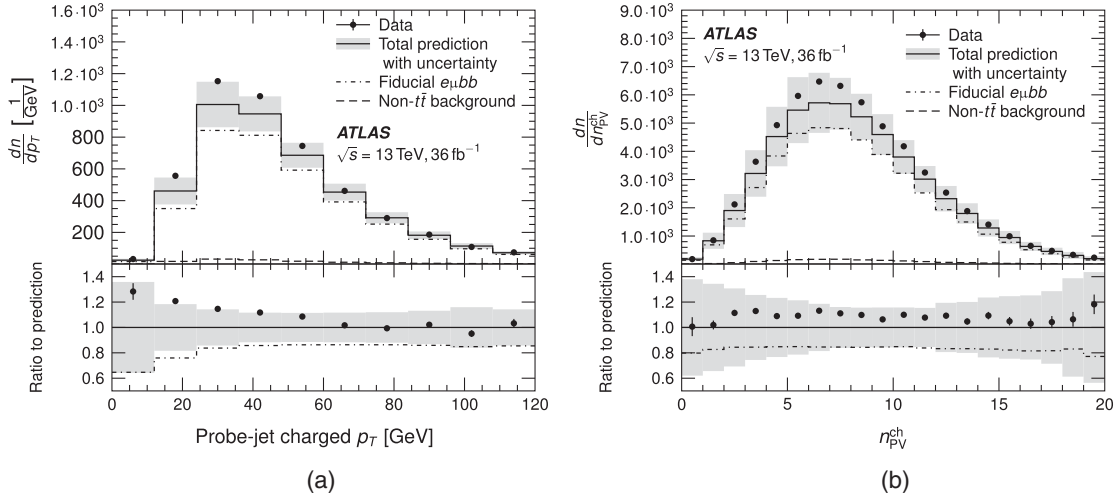


FIG. 2. Comparison of detector-level probe-jet observable distributions between simulation and collision data: (a) the probe-jet total charged p_T and (b) the number of tracks matched to the jet that originate from the primary vertex. The nominal non- $t\bar{t}$ background and fiducial $t\bar{t} \rightarrow e\mu bb$ predictions are shown in addition to the total prediction; the fiducial probe-jet histogram is not stacked on top of the non- $t\bar{t}$ background, in order to show the expected fraction of fiducial events. All systematic uncertainties are included in the uncertainty on the total prediction. The first and last histogram bins do not include the underflow and overflow entries.

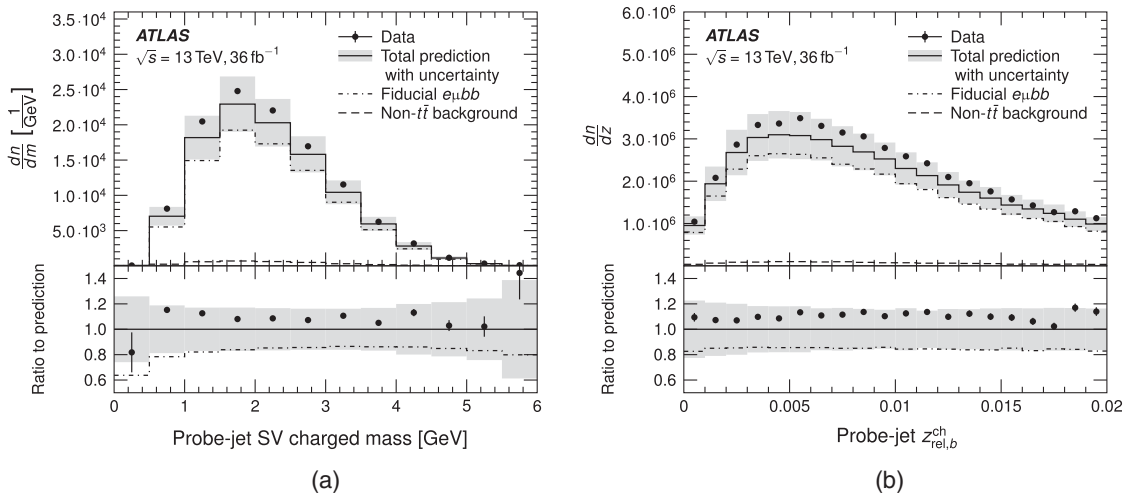


FIG. 3. Comparison of detector-level probe-jet observable distributions between simulation and collision data: (a) the invariant mass of all track constituents of the jet secondary vertex and (b) the relative momentum of the secondary vertex transverse to the jet charged momentum, $z_{\text{rel},b}^{\text{ch}} = |(\vec{p}_b^{\text{ch}} \times \vec{p}_{\text{jet}}^{\text{ch}})|/|\vec{p}_{\text{jet}}^{\text{ch}}|^2$. The nominal non- $t\bar{t}$ background and fiducial $t\bar{t} \rightarrow e\mu bb$ predictions are shown in addition to the total prediction; the fiducial probe-jet histogram is not stacked on top of the non- $t\bar{t}$ background, in order to show the expected fraction of fiducial events. All systematic uncertainties are included in the uncertainty on the total prediction. The first and last histogram bins do not include the underflow and overflow entries.

V. UNFOLDING PROCEDURE

The fully Bayesian unfolding technique is used to extract the posterior probability of the particle-level differential cross sections given the observed data [72]. A likelihood of the data given a prediction is constructed with the particle-level signal cross sections ($\vec{\sigma}^p$) as the parameters of interest. Systematic uncertainties, which are described in more detail in Sec. VI, are included in the likelihood as nuisance parameters (NPs), whose vector of values is denoted by $\vec{\lambda}$.

To build the likelihood function, the predicted numbers of signal and background events is calculated in each bin of the detector-level observables (defined in Sec. IV C), given a set of $\vec{\sigma}^p$ and $\vec{\lambda}$ values. The total predicted event count, x_i , in bin i of a detector-level observable is first constructed as the luminosity, $\mathcal{L}(\vec{\lambda})$, times the predicted background cross section, $b_i(\vec{\lambda})$, plus the response matrix times the particle-level signal cross sections, $\sum_j M_{ij}^{p \rightarrow d}(\vec{\lambda})\sigma_j^p$, where j runs over the particle-level bin indices,

$$x_i(\vec{\sigma}^p, \vec{\lambda}) = \mathcal{L}(\vec{\lambda}) \cdot \left(b_i(\vec{\lambda}) + \sum_j M_{ij}^{p \rightarrow d}(\vec{\lambda}) \sigma_j^p \right),$$

where the response matrices $M_{ij}^{p \rightarrow d}(\vec{\lambda})$, background predictions $b_i(\vec{\lambda})$, and their related uncertainties are derived from simulation.

The background cross-section predictions $b_i(\vec{\lambda})$ are defined as

$$b_i(\vec{\lambda}) = b_{i,0} + \sum_{k \in \text{NPs}} \lambda_k (b_{i,k} - b_{i,0}),$$

where $b_{i,0}$ predicts the nominal background in bin i , and $b_{i,k}$ predicts the background in bin i with the 1σ variation corresponding to nuisance parameter k . Detector response matrices are computed similarly:

$$M_{ij}^{p \rightarrow d}(\vec{\lambda}) = M_{ij,0}^{p \rightarrow d} + \sum_{k \in \text{NPs}} \lambda_k (M_{ij,k}^{p \rightarrow d} - M_{ij,0}^{p \rightarrow d}),$$

where $M_{ij,0}^{p \rightarrow d}$ is the nominal probability of a jet in particle-level bin j to be observed in detector-level bin i , and $M_{ij,k}^{p \rightarrow d}$ is the corresponding probability for systematic variation k . A likelihood is then constructed as the product of Poisson probabilities over all detector-level bins i as a function of the model parameters, $\vec{\sigma}^p$ and $\vec{\lambda}$:

$$L(\vec{d} | \vec{\sigma}^p, \vec{\lambda}) = \prod_i \text{Poisson}(d_i, x_i(\vec{\sigma}^p, \vec{\lambda})).$$

Finally, Gaussian priors with $\mu = 0$ and $\sigma = 1$ are imposed for the nuisance parameters corresponding to systematic variations; the one exception is the luminosity, for which a log-normal prior is used with $\mu = 0$ and $\sigma = 0.021$, corresponding to the luminosity uncertainty described in Sec. VI. A flat, non-negative prior is imposed on signal cross sections, $\vec{\sigma}^p$. The posterior probability distribution given the observed data is then

$$P(\vec{\sigma}^p, \vec{\lambda} | \vec{d}) \propto L(\vec{d} | \vec{\sigma}^p, \vec{\lambda}) \cdot \prod_{k \in \text{NPs}} \text{Prior}_k(p_k).$$

The maximum of this distribution over all parameters of interest and nuisance parameters is determined using gradient ascent. The distribution is then marginalized by integrating over the nuisance parameters via sampling with a Hamiltonian Markov chain Monte Carlo approach [85].

The dominant causes of imperfect detector response are tracking reconstruction inefficiencies, b -hadron daughter tracks not being correctly matched to the reconstructed secondary vertex, and tracks from pileup particles being incorrectly matched to the hard-scatter vertex. This results in a shift in the observables' mean value of about -0.2 for

$z_{L,b}^{\text{ch}}$ and $z_{T,b}^{\text{ch}}$, and about -1 for n_b^{ch} , which are accounted for during unfolding.

The unfolding procedure was found to correctly reproduce particle-level spectra from detector-level observations. To check this, a ‘‘stress test’’ of the unfolding was performed: detector-level pseudodata from HERWIG 7.0.4, SHERPA 2.1.1, and POWHEG+PYTHIA 8 with the A14 tune α_s variations were unfolded to the particle level. In all cases the central values of the particle-level posterior distributions were in excellent agreement with the true particle-level spectra, well within the total uncertainty of the unfolded pseudodata.

VI. SYSTEMATIC UNCERTAINTIES

Systematic uncertainties associated with the detector, reconstruction, and simulation are treated in this analysis by calculating the impact of each uncertainty on the background prediction and detector response matrix and including these variations in the unfolding model laid out in Sec. V. Here, the sources of systematic uncertainty considered in the unfolding of the measured observables are outlined.

A. Theory and modeling uncertainties

Six variations of the nominal $t\bar{t}$ model are considered. Their effects on both the response matrix and the predicted nonfiducial $t\bar{t}$ background are taken into account. In addition to the sources of uncertainty listed below, an uncertainty in the $t\bar{t}$ normalization in this phase space is considered. Recent experimental measurements in the exclusive $t\bar{t} + 0$ -jet phase space [86] quote uncertainties at the 10% level, so a 10% uncertainty is assigned to the $t\bar{t} + 0$ -jet cross section. Uncertainties from the $t\bar{t}$ matrix-element calculation and matching scheme were found to be small, as expected, and are neglected in the final analysis. The six uncertainties on the nominal $t\bar{t}$ model are:

- (i) Parton shower and hadronization: POWHEG+HERWIG 7.0.4 is used to build an alternative prediction and its deviation from the nominal prediction is taken as an uncertainty.
- (ii) Initial-state radiation: VAR3 of the A14 PYTHIA 8 tune corresponds to variations of $\alpha_s(m_Z)$ between 0.115 and 0.140. This parameter is varied together with the hadronization and factorization scales in the matrix element and the h_{damp} value as described in Sec. III, to increase and decrease the amount of initial-state radiation in $t\bar{t}$ events.
- (iii) Final-state radiation: The nominal POWHEG+PYTHIA 8 A14 sample is compared with two samples generated with POWHEG+PYTHIA 8 using the VAR2 eigentune variations. The latter include the effects of varying several parameters in PYTHIA 8, the largest of which is due to varying of the amount of final-state radiation by shifting α_s^{FSR} to 0.111 and 0.139, respectively.

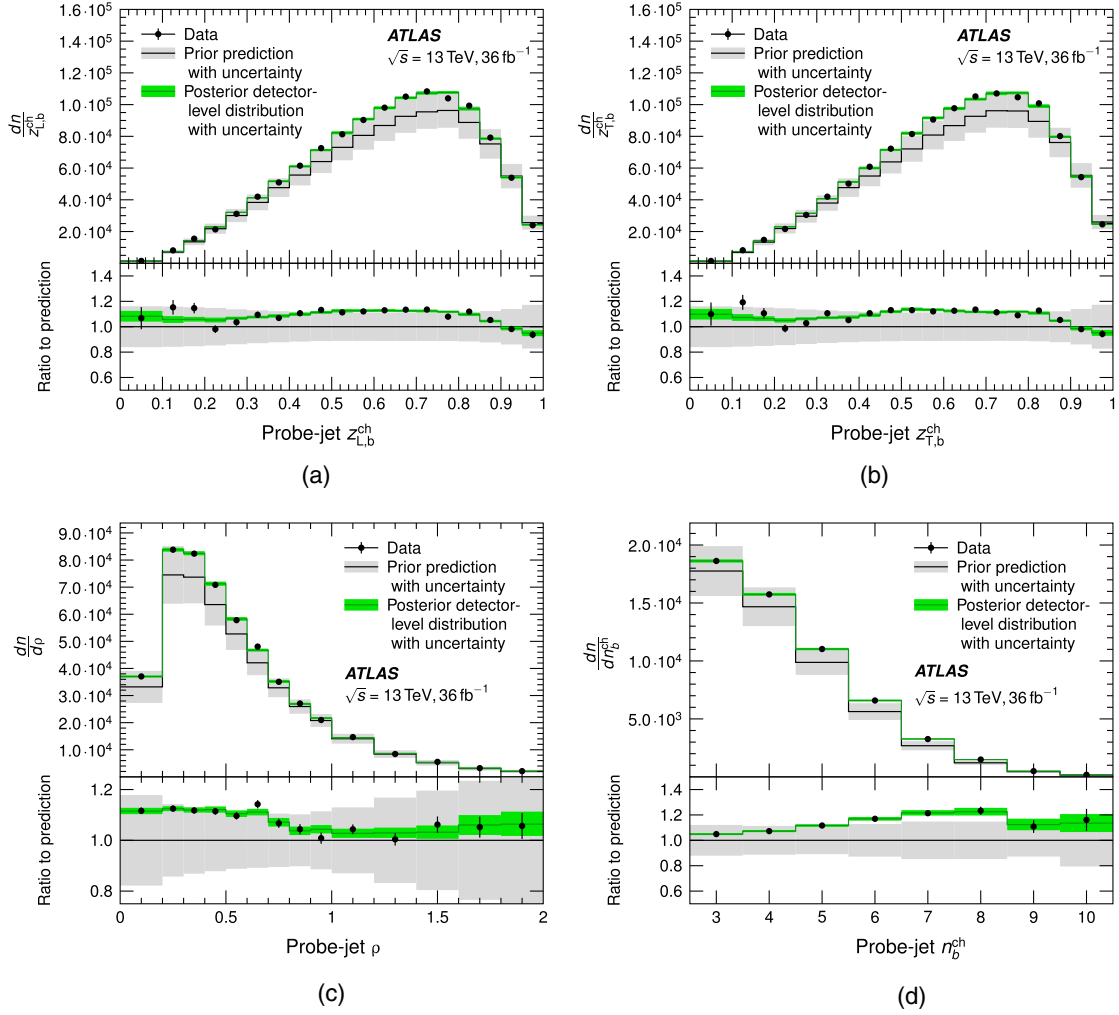


FIG. 4. Comparison between simulation and collision data for detector-level observables of interest: (a) $z_{L,b}^{\text{ch}}$, (b) $z_{T,b}^{\text{ch}}$, (c) ρ , and (d) n_b^{ch} . The “prior” curve corresponds to the nominal observable prediction before unfolding; only uncertainties due to background and detector modeling are included in the uncertainty band. The “posterior” curve corresponds to the posterior probability at detector-level given the observed data used to unfold to particle level. Good agreement is observed between the posterior distribution and the observed data, and the posterior bands reflect the data statistical uncertainty, indicating that the unfolding model is able to describe the detector-level data.

- (iv) Production and decay fractions of b hadrons in $t\bar{t}$ events: To assess uncertainties in the b -hadron species production fractions, the procedure developed in a recent ATLAS measurement of the top-quark mass [87] is followed. The b -hadron species production fractions and decay fractions in nominal simulation are reweighted to experimental world averages [88], and effect on the detector response matrix is taken as an uncertainty.
- (v) Modeling of SV track multiplicity: The secondary-vertex track multiplicity distribution in probe jets is compared between the nominal prediction and data, as shown in Fig. 4(d). Weights are derived from any observed differences and applied to the simulation to achieve agreement with the data. The effect of this reweighting is propagated into the response matrix as a systematic uncertainty of the detector response.

- (vi) Top-quark and b -jet p_T modeling: The jet charged p_T spectrum for the nominal prediction is compared with the observed data, as shown in Fig. 2(a). Weights are derived from the observed differences, and the effect of this reweighting is propagated into the response matrix and treated as a systematic variation.

B. Non- $t\bar{t}$ modeling uncertainties

In addition to uncertainties in the prediction of $t\bar{t}$ events, a 30% uncertainty is assessed for the normalization of three non- $t\bar{t}$ background processes with two prompt leptons: tW , Drell-Yan, and diboson production. The largest of these backgrounds is from tW production, for which the difference between the diagram removal and diagram subtraction schemes for calculating interference between single-top-quark and $t\bar{t}$ production is also considered [60].

C. Detector uncertainties

The systematic uncertainties related to imperfect understanding of the detector in data have an impact on the estimated background yield and on the signal detector response. The jet energy scale uncertainty consists of 18 eigenvector components and is derived with a combination of test-beam data, *in situ* measurements and simulation at 13 TeV [89]. Further contributions originate from the η -intercalibration, jet-flavor composition and response, single-particle response and pileup effects. An *in situ*

measurement of the jet response in dijet events [78] was used to estimate the systematic uncertainty due to the jet energy resolution. An additional uncertainty from the efficiency of the JVT in removing pileup jets is evaluated. Since measured observables are built from charged-particle tracks, only the overall event reconstruction efficiency is significantly affected by calorimeter jet uncertainties.

The uncertainties related to lepton identification, reconstruction, isolation and trigger efficiencies are taken into account by a variation of the corresponding scale factors in

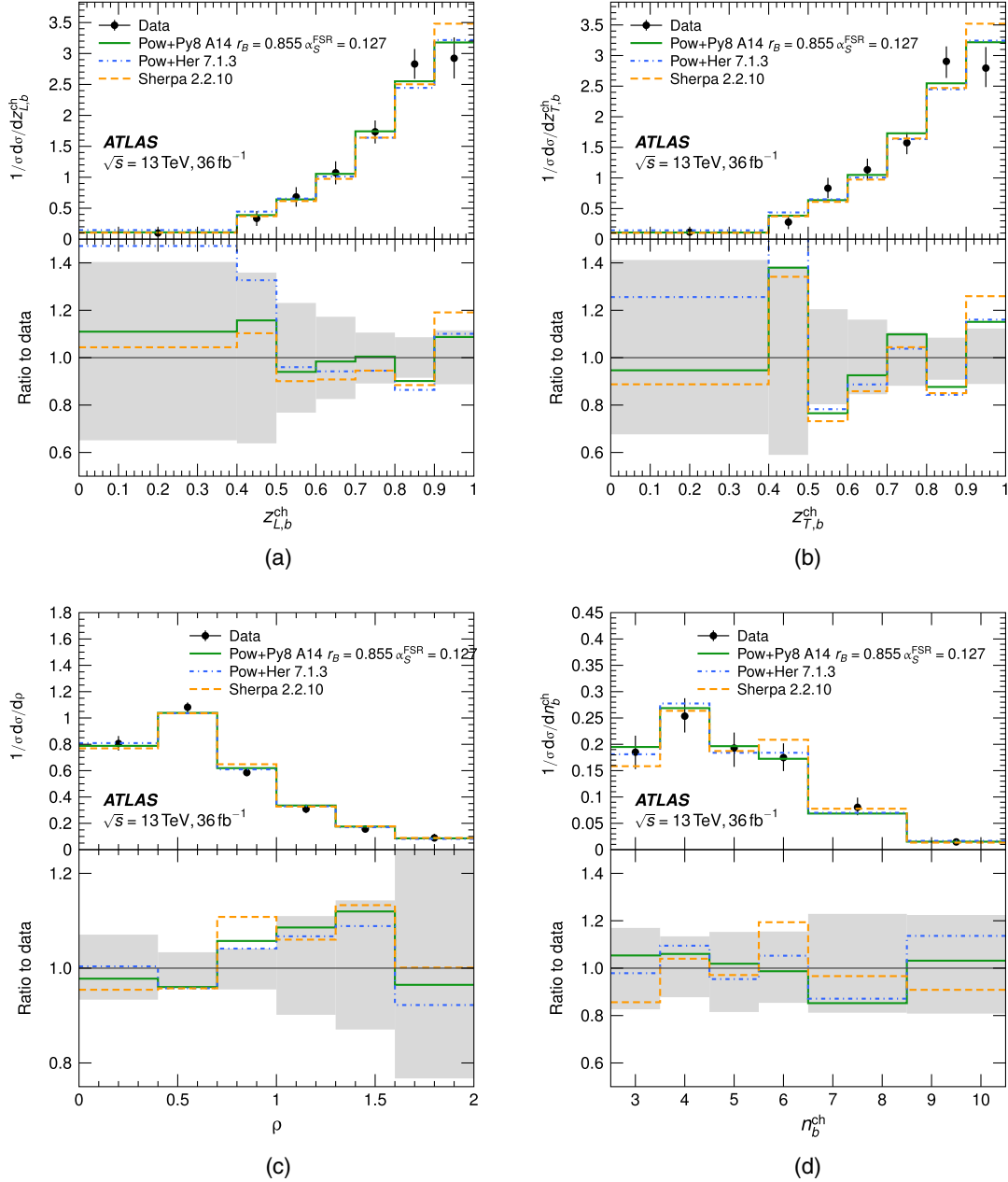


FIG. 5. Comparison of particle-level observable distributions between MC and unfolded data: (a) $z_{L,b}^{\text{ch}}$, (b) $z_{T,b}^{\text{ch}}$, (c) ρ , and (d) n_b^{ch} . The plotted data points correspond to the maximum likelihood for the particle-level cross section, and the gray uncertainty band in the lower panel of each figure shows the total uncertainty on the measured cross sections.

TABLE II. Summary of observed b -jet spectra in particle-level bins for the four observables.

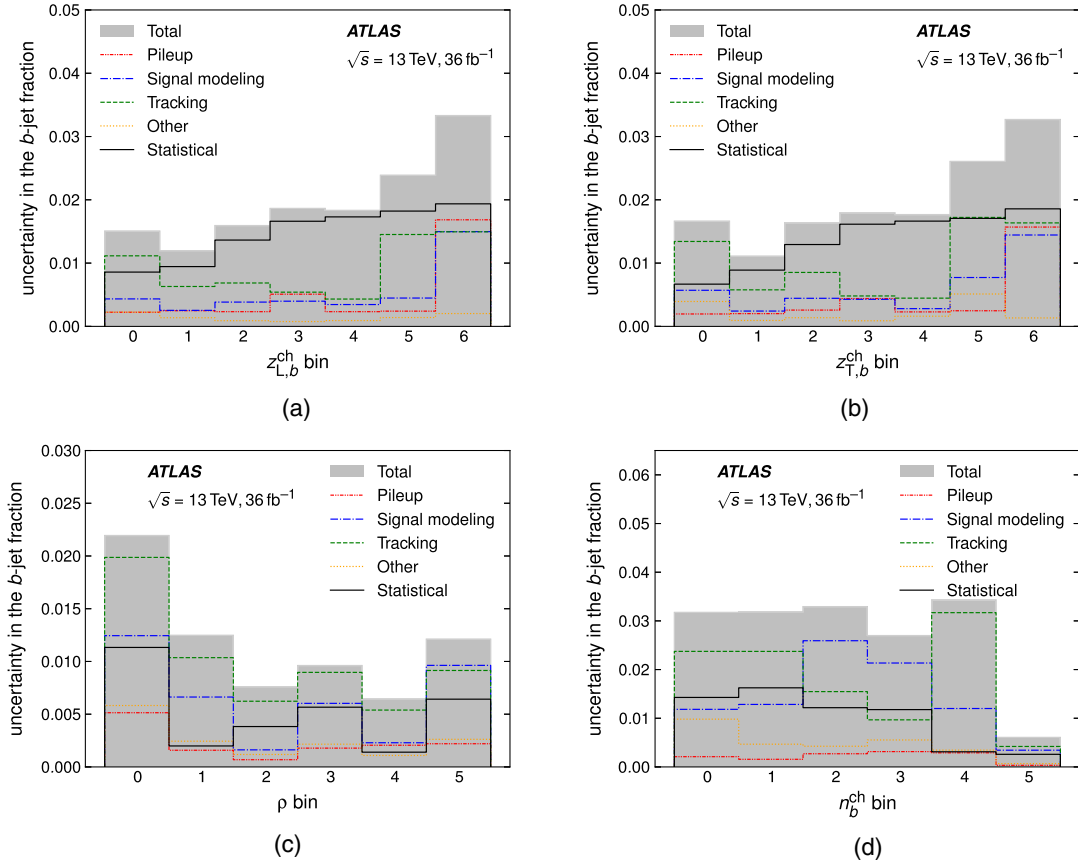
$z_{L,b}^{\text{ch}}$ range	0.0–0.4	0.4–0.5	0.5–0.6	0.6–0.7	0.7–0.8	0.8–0.9	0.9–1.0
Fraction	0.041 ± 0.015	0.034 ± 0.012	0.068 ± 0.016	0.107 ± 0.019	0.174 ± 0.018	0.283 ± 0.024	0.293 ± 0.033
$z_{T,b}^{\text{ch}}$ range	0.0–0.4	0.4–0.5	0.5–0.6	0.6–0.7	0.7–0.8	0.8–0.9	0.9–1.0
Fraction	0.048 ± 0.017	0.028 ± 0.011	0.083 ± 0.016	0.114 ± 0.018	0.157 ± 0.018	0.289 ± 0.026	0.281 ± 0.033
ρ range	0.0–0.4	0.4–0.7	0.7–1.0	1.0–1.3	1.3–1.6	1.6–2.0	
Fraction	0.323 ± 0.022	0.323 ± 0.012	0.175 ± 0.008	0.093 ± 0.010	0.047 ± 0.006	0.038 ± 0.012	
n_b^{ch} range	3	4	5	6	7–8	9–10	
Fraction	0.185 ± 0.032	0.255 ± 0.032	0.190 ± 0.033	0.176 ± 0.027	0.164 ± 0.034	0.030 ± 0.006	

simulation within their assigned uncertainties. Additional uncertainties for the modeling of the lepton energy/momentum resolution and scale, obtained from measurements in data using $J/\psi \rightarrow \ell\ell$ and $Z \rightarrow \ell\ell$ events [73,74] are also considered. Their impacts on the predicted background yields and detector response are taken into account.

To correct for different b -tagging efficiencies in simulation and data, scale factors are applied to the simulation. Different scale factors have been obtained for b jets, c jets, and light-parton jets from $t\bar{t}$ data, dijet data, and simulated events [82,90,91], which are then combined to give nominal scale factors and associated uncertainties. The

total uncertainty due to the b -tagging efficiency and fake rate in this analysis was obtained by varying these scale factors within their respective uncertainties.

Uncertainties due to differences between the simulation and data in the detector alignment, track reconstruction efficiency, track fake rate, and track impact parameter (d_0 and z_0) resolutions are determined using $Z \rightarrow \mu\mu$, dijet, and minimum-bias events [80,92]. The distribution of the average number of interactions per bunch crossing ($\langle\mu\rangle$) is altered to assess the effect of possible mismodeling of additional pileup vertices on the measurement [93,94]. The uncertainty in the combined 2015–2016 integrated

FIG. 6. Sources of uncertainty in the b -jet fractions in each particle-level observable bin for (a) $z_{L,b}^{\text{ch}}$, (b) $z_{T,b}^{\text{ch}}$, (c) ρ , and (d) n_b^{ch} .

luminosity is 2.1% [94], obtained using the LUCID-2 detector [93] for the primary luminosity measurements.

D. Uncertainty pruning

Systematic uncertainties with a negligible impact on the background prediction and response matrices are not included in the unfolding procedure; variations that change the predicted background by less than 5% in all detector-level observable bins and alter the response matrix by less than 0.01% in all bins are removed. Tracking uncertainties from the alignment of the inner detector, and uncertainties in the lepton momentum scales and reconstruction efficiencies, the JVT efficiency for hard-scatter jets, the charm- and light-flavor jet b -tagging mistag rates, the normalization of the Z + jets and diboson production cross sections, and the predicted yield of events with only one prompt lepton are all found to have

only a small impact on the unfolding ingredients and are therefore neglected.

VII. RESULTS

Detector-level observable spectra for the collected data and the prediction, both before and after unfolding, are shown in Fig. 4; all uncertainties in the background prediction and signal detector response, as described in Sec. VI, are included in the uncertainty bands. Reasonable agreement between the detector-level data and simulation is observed for $z_{L,b}^{\text{ch}}$, $z_{T,b}^{\text{ch}}$, and ρ . However, the prior prediction shows slightly fewer SV tracks than appear in the data, which motivates the data-based b -hadron production and decay fraction uncertainty described in Sec. VI. Based on the level of agreement between the data and the posterior detector-level distribution, it is concluded that the model

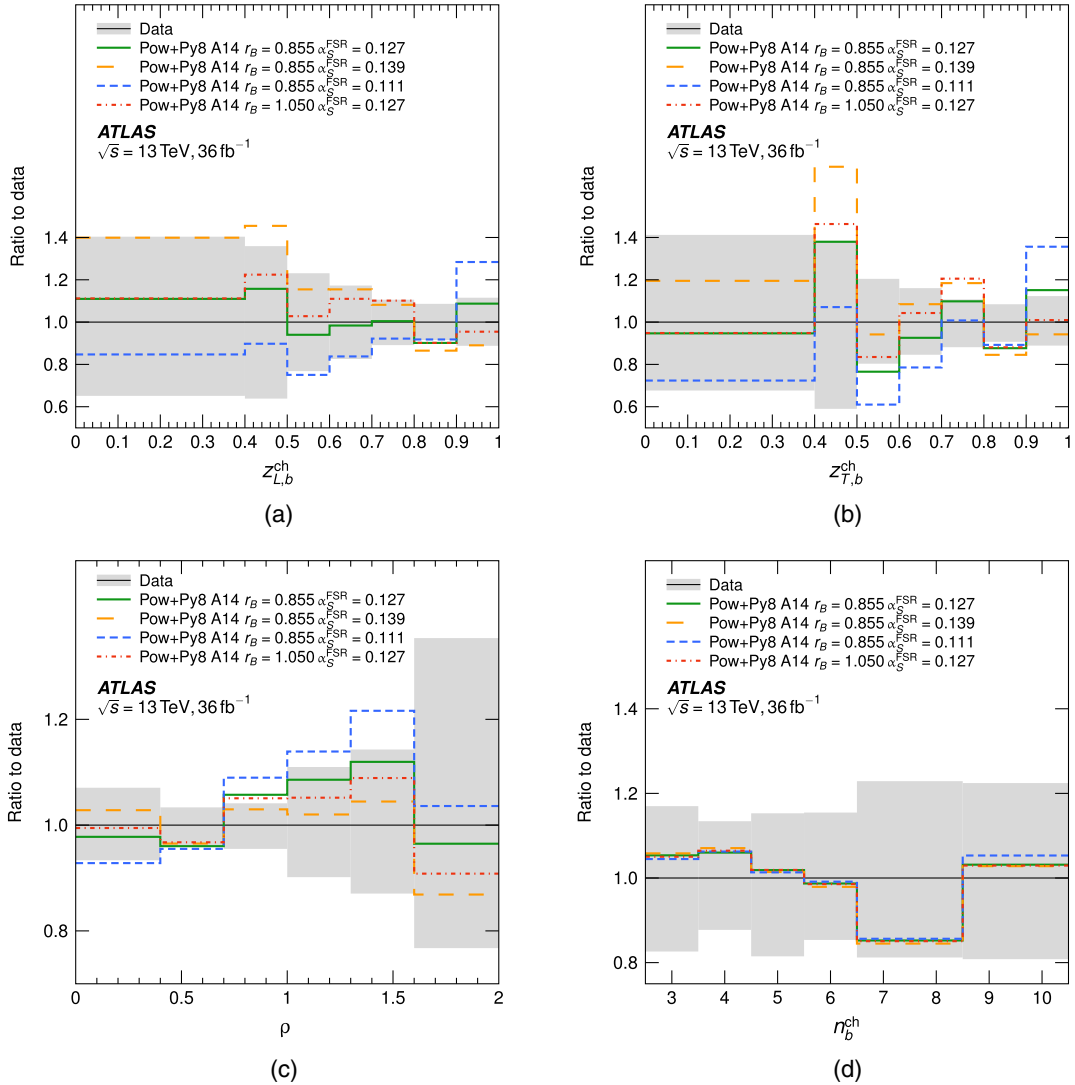


FIG. 7. Comparison of particle-level observables between POWHEG+PYTHIA8 A14 variations and unfolded data for (a) $z_{L,b}^{\text{ch}}$, (b) $z_{T,b}^{\text{ch}}$, (c) ρ , and (d) n_b^{ch} .

used to unfold the detector effects is sufficient to describe the observed data. The large difference between the prior and posterior uncertainty bands for the detector-level observables is driven by correlations between parameters in the posterior model, which are introduced during the fit to data.

Posterior distributions for the particle-level cross sections are extracted using the observed detector-level data, predicted detector response matrices, and predicted detector-level backgrounds. In all figures, data points correspond to the maximum-likelihood particle-level cross-sections, and the uncertainty bands are the 16%–84% quantiles of the posterior distribution. Figure 5 compares the unfolded particle-level observable spectra with MC predictions from POWHEG+PYTHIA 8, POWHEG+HERWIG 7, and SHERPA 2, which are commonly used in other ATLAS data analyses. The unfolded spectra are summarized in Table II. Figure 6 shows the systematic uncertainties of the

fiducial b -jet fractions broken down by source; the statistical uncertainty is dominant in the middle bins of the $z_{L,b}$ and $z_{T,b}$ distributions but subdominant elsewhere.

The effect on these observables of changing the values of nonperturbative MC parameters, which were largely tuned to the LEP and SLC $e^+e^- \rightarrow b\bar{b}$ data, is explored. Figure 7 compares the data with predictions using various choices of α_s^{FSR} and r_B , a parameter rescaling the b -quark mass, in the PYTHIA 8 parton shower with the Lund-Bowler fragmentation model [12]. The α_s^{FSR} values 0.127, 0.111, and 0.139 are those used in the nominal and down/up variations of the A14 tune, respectively; in the original A14 tune, r_B is taken from the Monash tune and set to 0.855 [15]. In the context of measuring the top-quark mass, r_B was recently refitted to the electron-positron collider data with the nominal $\alpha_s^{\text{FSR}} = 0.127$ value from the A14 tune; a value of $r_B = 1.050$ was found to be optimal, and this choice is also compared with

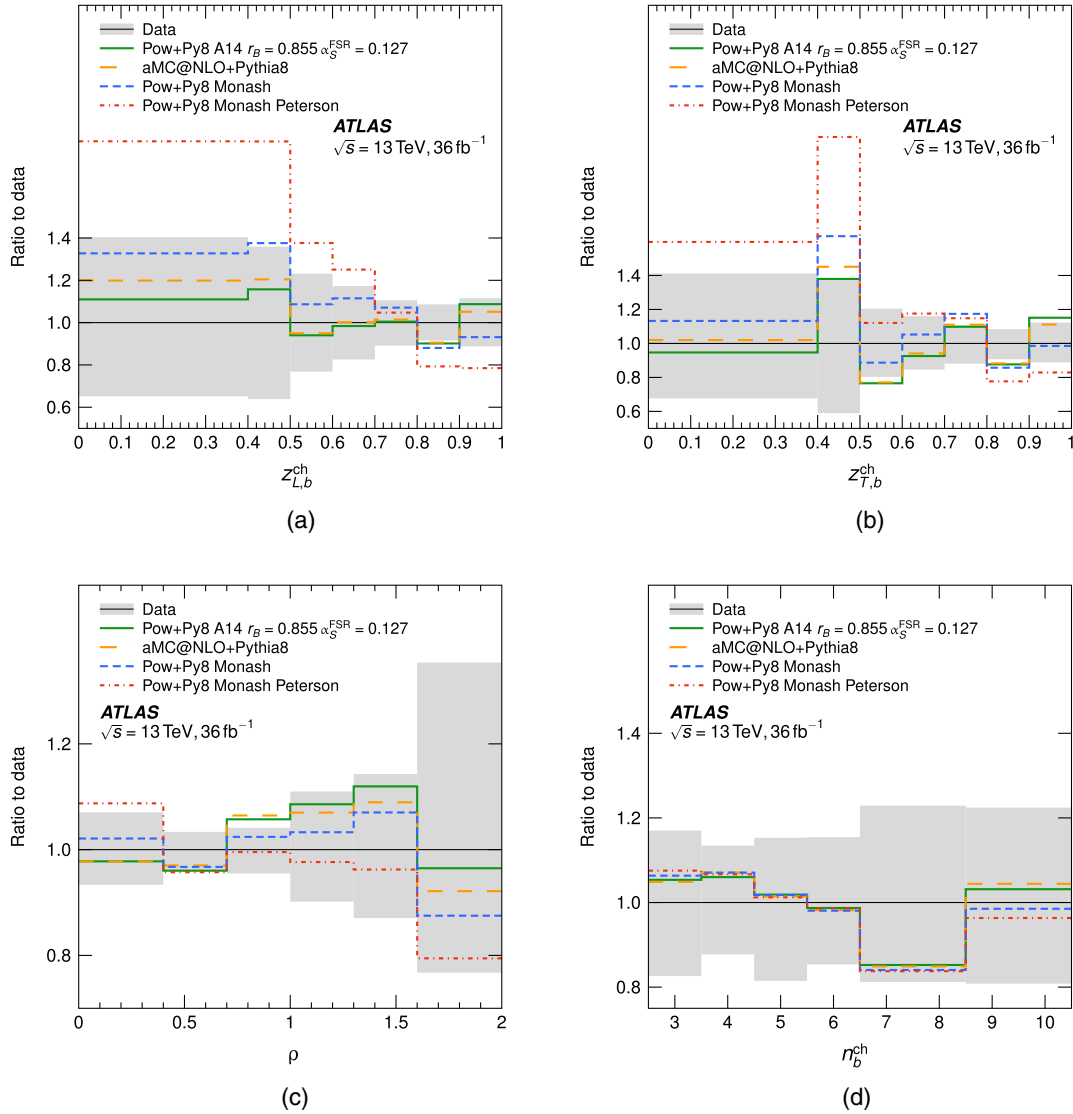


FIG. 8. Comparison of particle-level observables between PYTHIA8 tunes and unfolded data for (a) $z_{L,b}^{\text{ch}}$, (b) $z_{T,b}^{\text{ch}}$, (c) ρ , and (d) n_b^{ch} .

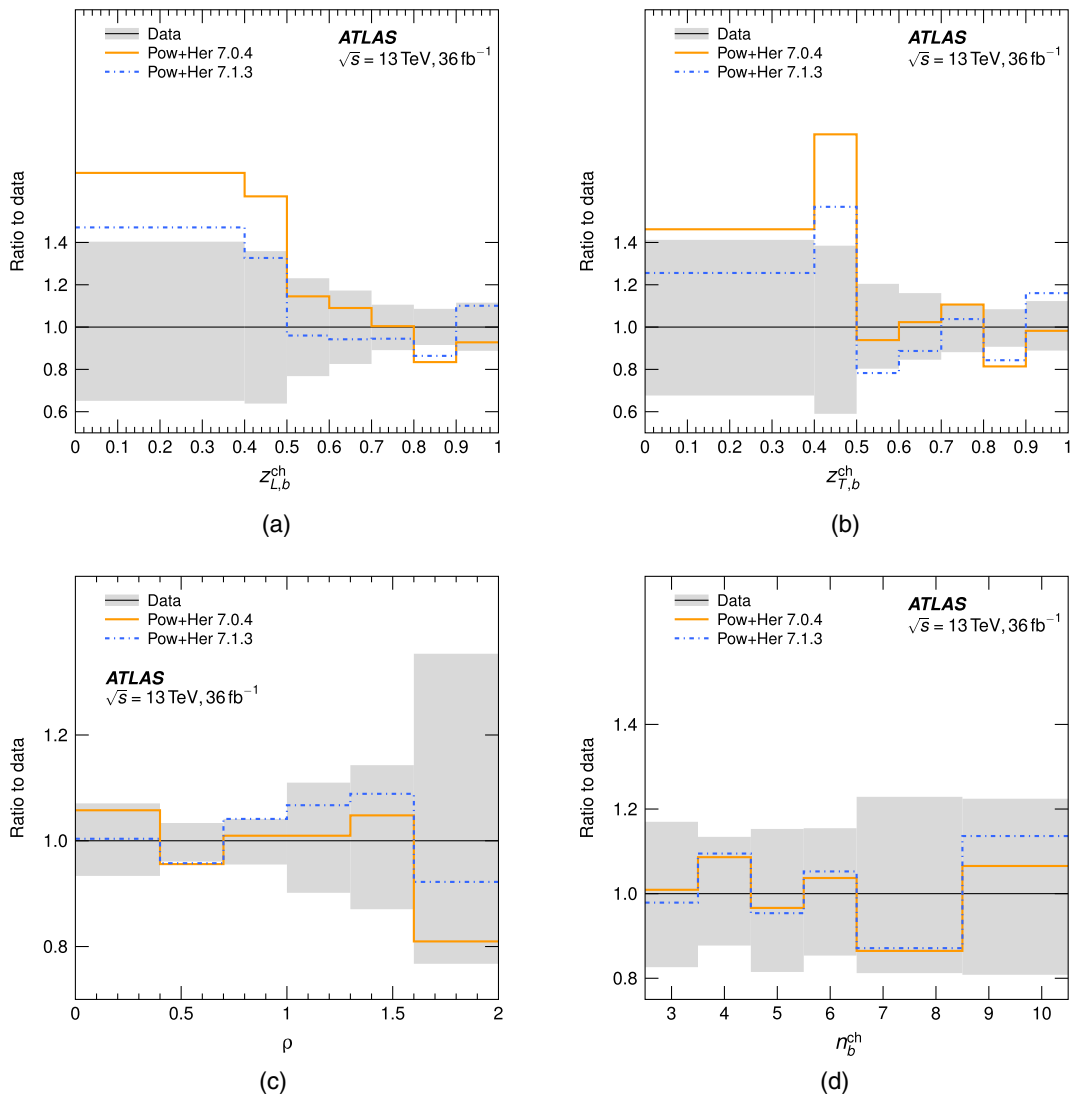


FIG. 9. Comparison of particle-level observables between POWHEG+HERWIG 7 versions and unfolded data for (a) $z_{L,b}^{ch}$, (b) $z_{T,b}^{ch}$, (c) ρ , and (d) n_b^{ch} .

data in Fig. 7 [87]. For $z_{L,b}^{ch}$, the A14 PYTHIA 8 tune and its α_s^{FSR} variations accurately describe the data and provide a reasonable uncertainty envelope for b -quark fragmentation. Figure 8 shows alternative PYTHIA 8 setups that are in common use: aMC@NLO+PYTHIA, the Monash tune of PYTHIA interfaced to POWHEG, and the Monash tune together with the Peterson fragmentation model [6] again interfaced to POWHEG. The Peterson model is found to be in poor agreement with the unfolded data for the z and ρ observables.

Comparisons with POWHEG+HERWIG 7 and SHERPA predictions are shown in Figs. 9 and 10, respectively. While HERWIG 7.0.4 appears to overestimate b hadrons with soft fragmentation, developments introduced in version 7.1 give significantly better agreement with LHC data. There has also been substantial progress in recent versions of SHERPA: the choice of parameter values used by ATLAS in SHERPA 2.2.1 showed significant mismodeling of n_b^{ch} , but

in versions 2.2.8 and 2.2.10 this is largely corrected. Two SHERPA 2.2.8 curves are shown: in the first curve the default settings are used, and in the second the settings recommended in Ref. [95] are used. In the second, the shower evolution variable in the splitting functions involving heavy-flavor quarks was tuned according to LHC $Z + b\bar{b}$ production measurements. The prediction from the default settings is in much better agreement with the data.

Corresponding p values are calculated by approximating the posterior probability distribution over the parameters of interest as a multivariate normal distribution and taking the log-likelihood of a given prediction as the test statistic. The p values of the comparisons between unfolded data and generator predictions are presented in Table III. POWHEG+PYTHIA 8 A14 and its variations predict the data reasonably well, as do aMC@NLO+PYTHIA 8, POWHEG+PYTHIA 8 Monash, HERWIG 7.1.3, and SHERPA 2.2.8 and 2.2.10.

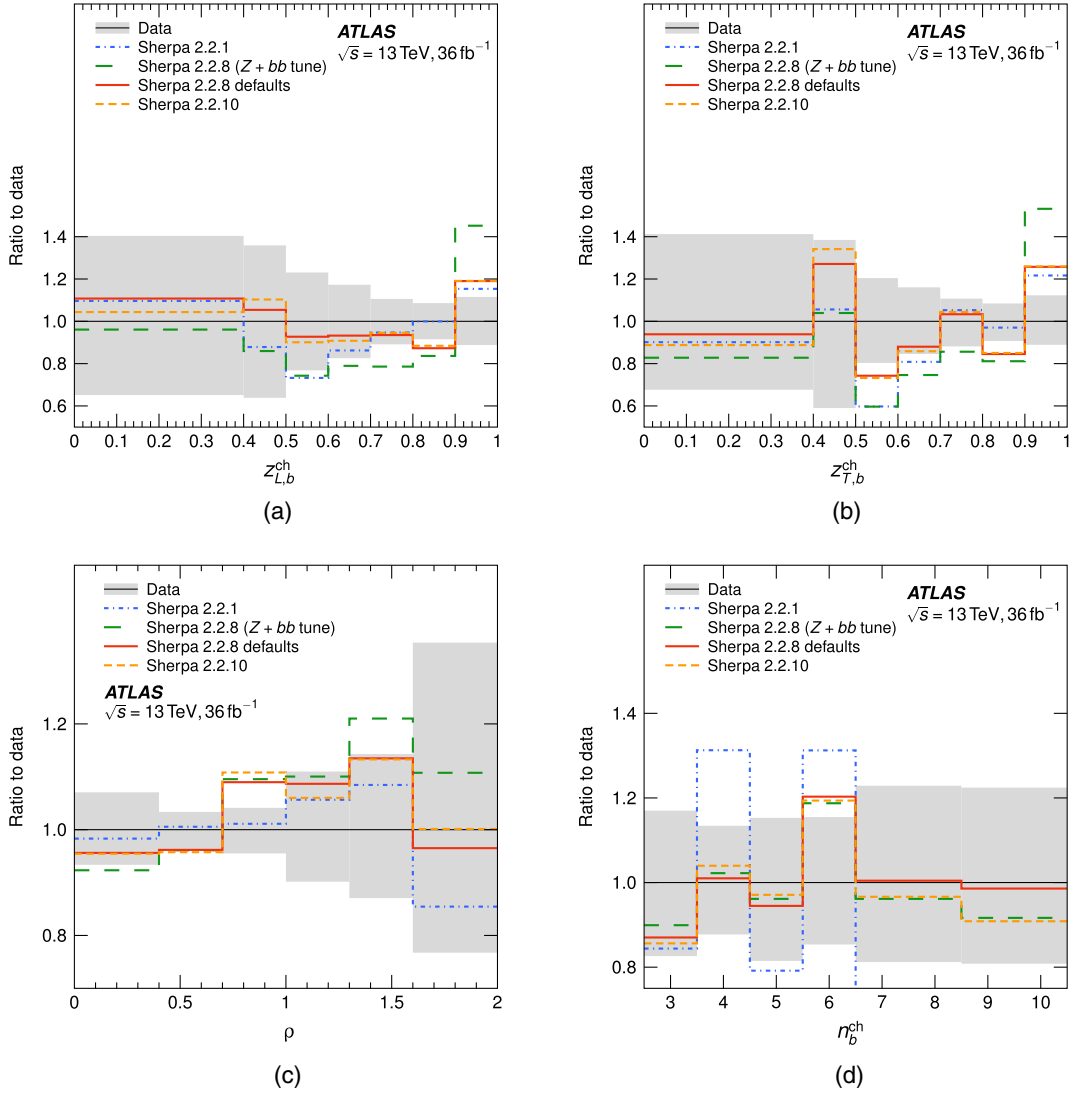


FIG. 10. Comparison of particle-level observables between SHERPA versions and unfolded data for (a) $z_{L,b}^{\text{ch}}$, (b) $z_{T,b}^{\text{ch}}$, (c) ρ , and (d) n_b^{ch} .

TABLE III. Summary of p values for various MC generator configurations based on the observed data distributions.

Generator configuration	$z_{T,b}^{\text{ch}}$ p value	$z_{L,b}^{\text{ch}}$ p value	ρp value	n_b^{ch} p value
POWHEG+PYTHIA 8 A14	0.24	0.85	0.19	0.98
POWHEG+PYTHIA 8 A14 $\alpha_s^{\text{FSR}} = 0.139$	0.09	0.33	0.28	0.98
POWHEG+PYTHIA 8 A14 $\alpha_s^{\text{FSR}} = 0.111$	0.04	0.32	0.07	0.98
POWHEG+PYTHIA 8 A14 $r_B = 1.05$	0.09	0.48	0.28	0.98
aMC@NLO+PYTHIA 8 A14	0.29	0.92	0.21	0.98
POWHEG+PYTHIA 8 Monash	0.13	0.57	0.32	0.97
POWHEG+PYTHIA 8 Monash Peterson	0.01	0.02	0.10	0.96
POWHEG+HERWIG 7.0.4	0.16	0.46	0.11	0.98
POWHEG+HERWIG 7.1.3	0.23	0.71	0.16	0.96
SHERPA 2.2.1	0.08	0.42	0.53	0.01
SHERPA 2.2.8 ($Z + b\bar{b}$ tune)	0.0005	0.005	0.19	0.48
SHERPA 2.2.8	0.10	0.47	0.11	0.61
SHERPA 2.2.10	0.07	0.53	0.07	0.40

SHERPA 2.2.8 with modified $g \rightarrow b\bar{b}$ splitting functions and POWHEG+PYTHIA 8 with the Peterson fragmentation model are strongly disfavored by the data for the z observables, as is SHERPA 2.1.1 for n_b^{ch} . POWHEG+PYTHIA 8 A14 with $\alpha_s^{\text{FSR}} = 0.111$ and POWHEG+HERWIG 7.0.4 are in mild disagreement with the data for the z observables and ρ .

VIII. CONCLUSION

Due to their ubiquity in decays of top quarks and Higgs bosons, b quarks have a substantial role to play in the analysis of LHC collision data and are likely to continue to be invaluable in future collider experiments. It is therefore important that the evolution and hadronization of heavy quarks be well understood. As such, measurements of several observables sensitive to the fragmentation of b quarks have been carried out with the ATLAS detector, using b quarks from top-quark decays in $t\bar{t} \rightarrow e\nu b\mu\nu b$ events in 36 fb^{-1} of LHC pp collision data at $\sqrt{s} = 13 \text{ TeV}$. They complement similar measurements from e^+e^- collider experiments in which the b quarks originate from a color-singlet Z/γ^* by probing the fragmentation process in a new environment as well as introducing new observables that are sensitive to the local hadronic energy flow. Since they provide a unique test of heavy-quark-fragmentation modeling at the LHC, the measurements were corrected for detector effects and compared with state-of-the-art MC event generator predictions. With a few exceptions (e.g., POWHEG+PYTHIA 8 Monash Peterson, POWHEG+PYTHIA 8 A14 $\alpha_s^{\text{FSR}} = 0.111$, and SHERPA 2.2.8 tuned to $Z + b\bar{b}$ measurements), generators tuned to a combination of lepton- and hadron-collider measurements yield predictions that are found to agree with the observed LHC data.

ACKNOWLEDGMENTS

We thank CERN for the very successful operation of the LHC, as well as the support staff from our institutions without whom ATLAS could not be operated efficiently. We acknowledge the support of ANPCyT, Argentina; YerPhI, Armenia; ARC, Australia; BMWFW and FWF, Austria; ANAS, Azerbaijan; SSTC, Belarus; CNPq and

FAPESP, Brazil; NSERC, NRC and CFI, Canada; CERN; ANID, Chile; CAS, MOST and NSFC, China; Minciencias, Colombia; MEYS CR, Czech Republic; DNRF and DNSRC, Denmark; IN2P3-CNRS and CEA-DRF/IRFU, France; SRNSFG, Georgia; BMBF, HGF and MPG, Germany; GSRI, Greece; RGC and Hong Kong SAR, China; ISF and Benozio Center, Israel; INFN, Italy; MEXT and JSPS, Japan; CNRST, Morocco; NWO, Netherlands; RCN, Norway; MEiN, Poland; FCT, Portugal; MNE/IFA, Romania; JINR; MES of Russia and NRC KI, Russian Federation; MESTD, Serbia; MSSR, Slovakia; ARRS and MIZŠ, Slovenia; DSI/NRF, South Africa; MICINN, Spain; SRC and Wallenberg Foundation, Sweden; SERI, SNSF and Cantons of Bern and Geneva, Switzerland; MOST, Taiwan; TAEK, Turkey; STFC, United Kingdom; DOE and NSF, United States of America. In addition, individual groups and members have received support from BCKDF, CANARIE, Compute Canada and CRC, Canada; COST, ERC, ERDF, Horizon 2020 and Marie Skłodowska-Curie Actions, European Union; Investissements d’Avenir Labex, Investissements d’Avenir IDEX and ANR, France; DFG and AvH Foundation, Germany; Herakleitos, Thales and Aristeia programs cofinanced by EU-ESF and the Greek NSRF, Greece; BSF-NSF and GIF, Israel; Norwegian Financial Mechanism 2014-2021, Norway; NCN and NAWA, Poland; La Caixa Banking Foundation, CERCA Programme Generalitat de Catalunya and PROMETEO and GenT Programmes Generalitat Valenciana, Spain; Göran Gustafssons Stiftelse, Sweden; The Royal Society and Leverhulme Trust, United Kingdom.

The crucial computing support from all WLCG partners is acknowledged gratefully, in particular from CERN, the ATLAS Tier-1 facilities at TRIUMF (Canada), NDGF (Denmark, Norway, Sweden), CC-IN2P3 (France), KIT/GridKA (Germany), INFN-CNAF (Italy), NL-T1 (Netherlands), PIC (Spain), ASGC (Taiwan), RAL (UK) and BNL (USA), the Tier-2 facilities worldwide and large non-WLCG resource providers. Major contributors of computing resources are listed in Ref. [32].

-
- [1] R. D. Field and R. P. Feynman, Quark elastic scattering as a source of high-transverse-momentum mesons, *Phys. Rev. D* **15**, 2590 (1977).
 - [2] R. P. Feynman, R. D. Field, and G. C. Fox, Quantum-chromodynamic approach for the large-transverse-momentum production of particles and jets, *Phys. Rev. D* **18**, 3320 (1978).
 - [3] M. Cacciari and S. Catani, Soft-gluon resummation for the fragmentation of light and heavy quarks at large x , *Nucl. Phys.* **B617**, 253 (2001).
 - [4] J. Butterworth *et al.*, PDF4LHC recommendations for LHC Run II, *J. Phys. G* **43**, 023001 (2016).
 - [5] B. Andersson, G. Gustafson, and C. Peterson, A semiclassical model for quark jet fragmentation, *Z. Phys. C* **1**, 105 (1979).
 - [6] C. Peterson, D. Schlatter, I. Schmitt, and P. M. Zerwas, Scaling violations in inclusive e^+e^- annihilation spectra, *Phys. Rev. D* **27**, 105 (1983).
 - [7] B. Mele and P. Nason, The Fragmentation function for heavy quarks in QCD, *Nucl. Phys.* **B361**, 626 (1991).

- [8] B. Mele and P. Nason, Corrigendum to “The Fragmentation function for heavy quarks in QCD”, *Nucl. Phys.* **B921**, 841 (2017).
- [9] P. Nason and C. Oleari, A phenomenological study of heavy-quark fragmentation functions in e^+e^- annihilation, *Nucl. Phys.* **B565**, 245 (2000).
- [10] K. Melnikov and A. Mitov, Perturbative heavy quark fragmentation function through $\mathcal{O}(\alpha_s^2)$, *Phys. Rev. D* **70**, 034027 (2004).
- [11] B. Mele and P. Nason, Next-to-leading QCD calculation of the heavy quark fragmentation function, *Phys. Lett. B* **245**, 635 (1990).
- [12] M. G. Bowler, e^+e^- Production of heavy quarks in the string model, *Z. Phys. C* **11**, 169 (1981).
- [13] B. Andersson, G. Gustafson, and B. Söderberg, A general model for jet fragmentation, *Z. Phys. C* **20**, 317 (1983).
- [14] A. Buckley, H. Hoeth, H. Lacker, H. Schulz, and J. E. von Seggern, Systematic event generator tuning for the LHC, *Eur. Phys. J. C* **65**, 331 (2010).
- [15] P. Skands, S. Carrazza, and J. Rojo, Tuning PYTHIA 8.1: The Monash 2013 tune, *Eur. Phys. J. C* **74**, 3024 (2014).
- [16] ATLAS Collaboration, ATLAS PYTHIA 8 tunes to 7 TeV data, Report No. ATL-PHYS-PUB-2014-021, 2014, <https://cds.cern.ch/record/1966419>.
- [17] DELPHI Collaboration, A study of the b -quark fragmentation function with the DELPHI detector at LEP I and an averaged distribution obtained at the Z pole, *Eur. Phys. J. C* **71**, 1557 (2011).
- [18] ALEPH Collaboration, Study of the fragmentation of b quarks into B mesons at the Z peak, *Phys. Lett. B* **512**, 30 (2001).
- [19] OPAL Collaboration, Inclusive analysis of the b quark fragmentation function in Z decays at LEP, *Eur. Phys. J. C* **29**, 463 (2003).
- [20] SLD Collaboration, Measurement of the b -quark fragmentation function in Z^0 decays, *Phys. Rev. D* **65**, 092006 (2002).
- [21] SLD Collaboration, Erratum: Measurement of the b -quark fragmentation function in Z^0 decays, *Phys. Rev. D* **66**, 079905 (2002).
- [22] M. Cacciari, G. Corcella, and A. D. Mitov, Soft-gluon resummation for bottom fragmentation in top quark decay, *J. High Energy Phys.* **12** (2002) 015.
- [23] G. Corcella and A. D. Mitov, Bottom-quark fragmentation in top-quark decay, *Nucl. Phys.* **B623**, 247 (2002).
- [24] Y. L. Dokshitzer and B. R. Webber, Calculation of power corrections to hadronic event shapes, *Phys. Lett. B* **352**, 451 (1995).
- [25] ATLAS Collaboration, Secondary vertex finding for jet flavour identification with the ATLAS detector, Report No. ATL-PHYS-PUB-2017-011, 2017, <https://cds.cern.ch/record/2270366>.
- [26] G. P. Salam, Towards jetography, *Eur. Phys. J. C* **67**, 637 (2010).
- [27] ATLAS Collaboration, The ATLAS experiment at the CERN large hadron collider, *J. Instrum.* **3**, S08003 (2008).
- [28] ATLAS Collaboration, ATLAS insertable B-layer: Technical design report, Reports No. ATLAS-TDR-19, No. CERN-LHCC-2010-013, 2010, <https://cds.cern.ch/record/1291633>.
- [29] B. Abbott *et al.*, Production and integration of the ATLAS Insertable B-Layer, *J. Instrum.* **13**, T05008 (2018).
- [30] ATLAS Collaboration, Performance of the ATLAS trigger system in 2015, *Eur. Phys. J. C* **77**, 317 (2017).
- [31] ATLAS Collaboration, ATLAS data quality operations and performance for 2015–2018 data-taking, *J. Instrum.* **15**, P04003 (2020).
- [32] ATLAS Collaboration, ATLAS computing acknowledgements, Report No. ATL-SOFT-PUB-2021-003, <https://cds.cern.ch/record/2776662>.
- [33] ATLAS Collaboration, Performance of electron and photon triggers in ATLAS during LHC Run 2, *Eur. Phys. J. C* **80**, 47 (2020).
- [34] ATLAS Collaboration, Performance of the ATLAS muon triggers in Run 2, *J. Instrum.* **15**, P09015 (2020).
- [35] S. Frixione, G. Ridolfi, and P. Nason, A positive-weight next-to-leading-order Monte Carlo for heavy flavour hadroproduction, *J. High Energy Phys.* **09** (2007) 126.
- [36] S. Frixione, P. Nason, and G. Ridolfi, The POWHEG-hvq manual version 1.0, [arXiv:0707.3081](https://arxiv.org/abs/0707.3081).
- [37] P. Nason, A new method for combining NLO QCD with shower Monte Carlo algorithms, *J. High Energy Phys.* **11** (2004) 040.
- [38] S. Frixione, P. Nason, and C. Oleari, Matching NLO QCD computations with parton shower simulations: The POWHEG method, *J. High Energy Phys.* **11** (2007) 070.
- [39] R. D. Ball *et al.*, Parton distributions for the LHC run II, *J. High Energy Phys.* **04** (2015) 040.
- [40] T. Sjöstrand, S. Ask, J. R. Christiansen, R. Corke, N. Desai, P. Ilten, S. Mrenna, S. Prestel, C. O. Rasmussen, and P. Z. Skands, An introduction to PYTHIA 8.2, *Comput. Phys. Commun.* **191**, 159 (2015).
- [41] M. Cacciari, M. Czakon, M. Mangano, A. Mitov, and P. Nason, Top-pair production at hadron colliders with next-to-next-to-leading logarithmic soft-gluon resummation, *Phys. Lett. B* **710**, 612 (2012).
- [42] P. Bärnreuther, M. Czakon, and A. Mitov, Percent-Level-Precision Physics at the Tevatron: Next-to-Next-to-Leading Order QCD Corrections to $q\bar{q} \rightarrow t\bar{t} + X$, *Phys. Rev. Lett.* **109**, 132001 (2012).
- [43] M. Czakon and A. Mitov, NNLO corrections to top-pair production at hadron colliders: the all-fermionic scattering channels, *J. High Energy Phys.* **12** (2012) 054.
- [44] M. Czakon and A. Mitov, NNLO corrections to top pair production at hadron colliders: the quark-gluon reaction, *J. High Energy Phys.* **01** (2013) 080.
- [45] M. Czakon, P. Fiedler, and A. Mitov, Total Top-Quark Pair-Production Cross Section at Hadron Colliders Through $\mathcal{O}(\alpha_s^4)$, *Phys. Rev. Lett.* **110**, 252004 (2013).
- [46] M. Czakon and A. Mitov, TOP++: A program for the calculation of the top-pair cross-section at hadron colliders, *Comput. Phys. Commun.* **185**, 2930 (2014).
- [47] M. Botje *et al.*, The PDF4LHC working group interim recommendations, [arXiv:1101.0538](https://arxiv.org/abs/1101.0538).
- [48] A. D. Martin, W. J. Stirling, R. S. Thorne, and G. Watt, Parton distributions for the LHC, *Eur. Phys. J. C* **63**, 189 (2009).
- [49] A. D. Martin, W. J. Stirling, R. S. Thorne, and G. Watt, Uncertainties on α_s in global PDF analyses and implications for predicted hadronic cross sections, *Eur. Phys. J. C* **64**, 653 (2009).

- [50] H.-L. Lai, M. Guzzi, J. Huston, Z. Li, P. M. Nadolsky, J. Pumplin, and C.-P. Yuan, New parton distributions for collider physics, *Phys. Rev. D* **82**, 074024 (2010).
- [51] J. Gao, M. Guzzi, J. Huston, H.-L. Lai, Z. Li, P. Nadolsky, J. Pumplin, D. Stump, and C.-P. Yuan, CT10 next-to-next-to-leading order global analysis of QCD, *Phys. Rev. D* **89**, 033009 (2014).
- [52] R. D. Ball *et al.*, Parton distributions with LHC data, *Nucl. Phys.* **B867**, 244 (2013).
- [53] M. Bähr *et al.*, HERWIG++ physics and manual, *Eur. Phys. J. C* **58**, 639 (2008).
- [54] J. Bellm *et al.*, HERWIG 7.0/HERWIG++ 3.0 release note, *Eur. Phys. J. C* **76**, 196 (2016).
- [55] L. Harland-Lang, A. Martin, P. Motylinski, and R. Thorne, Parton distributions in the LHC era: MMHT 2014 PDFs, *Eur. Phys. J. C* **75**, 204 (2015).
- [56] T. Sjöstrand, S. Mrenna, and P. Z. Skands, PYTHIA 6.4 physics and manual, *J. High Energy Phys.* **05** (2006) 026.
- [57] P. Z. Skands, Tuning Monte Carlo generators: The perugia tunes, *Phys. Rev. D* **82**, 074018 (2010).
- [58] J. Pumplin, D. R. Stump, J. Huston, H.-L. Lai, P. Nadolsky, and W.-K. Tung, New generation of parton distributions with uncertainties from global QCD analysis, *J. High Energy Phys.* **07** (2002) 012.
- [59] N. Kidonakis, Theoretical results for electroweak boson and single-top production, *Proc. Sci., DIS2015* (2015) 170.
- [60] S. Frixione, E. Laenen, P. Motylinski, B. R. Webber, and C. D. White, Single-top hadroproduction in association with a W boson, *J. High Energy Phys.* **07** (2008) 029.
- [61] T. Gleisberg, S. Höche, F. Krauss, M. Schönherr, S. Schumann, F. Siegert, and J. Winter, Event generation with SHERPA 1.1, *J. High Energy Phys.* **02** (2009) 007.
- [62] T. Gleisberg and S. Höche, Comix, a new matrix element generator, *J. High Energy Phys.* **12** (2008) 039.
- [63] F. Cascioli, P. Maierhöfer, and S. Pozzorini, Scattering Amplitudes with Open Loops, *Phys. Rev. Lett.* **108**, 111601 (2012).
- [64] S. Höche, F. Krauss, M. Schönherr, and F. Siegert, QCD matrix elements + parton showers. The NLO case, *J. High Energy Phys.* **04** (2013) 027.
- [65] R. Gavin, Y. Li, F. Petriello, and S. Quackenbush, FEWZ 2.0: A code for hadronic Z production at next-to-next-to-leading order, *Comput. Phys. Commun.* **182**, 2388 (2011).
- [66] ATLAS Collaboration, The ATLAS simulation infrastructure, *Eur. Phys. J. C* **70**, 823 (2010).
- [67] S. Agostinelli *et al.*, GEANT 4—A simulation toolkit, *Nucl. Instrum. Methods Phys. Res., Sect. A* **506**, 250 (2003).
- [68] ATLAS Collaboration, The simulation principle and performance of the ATLAS fast calorimeter simulation FastCaloSim, Report No. ATL-PHYS-PUB-2010-013, 2010, <https://cds.cern.ch/record/1300517>.
- [69] T. Sjöstrand, S. Mrenna, and P. Z. Skands, A brief introduction to PYTHIA 8.1, *Comput. Phys. Commun.* **178**, 852 (2008).
- [70] ATLAS Collaboration, The PYTHIA 8 A3 tune description of ATLAS minimum bias and inelastic measurements incorporating the Donnachie–Landshoff diffractive model, Report No. ATL-PHYS-PUB-2016-017, 2016, <https://cds.cern.ch/record/2206965>.
- [71] D. J. Lange, The EvtGen particle decay simulation package, *Nucl. Instrum. Methods Phys. Res., Sect. A* **462**, 152 (2001).
- [72] G. Choudalakis, Fully Bayesian unfolding, [arXiv:1201.4612](https://arxiv.org/abs/1201.4612).
- [73] ATLAS Collaboration, Electron reconstruction and identification in the ATLAS experiment using the 2015 and 2016 LHC proton–proton collision data at $\sqrt{s} = 13$ TeV, *Eur. Phys. J. C* **79**, 639 (2019).
- [74] ATLAS Collaboration, Muon reconstruction performance of the ATLAS detector in proton–proton collision data at $\sqrt{s} = 13$ TeV, *Eur. Phys. J. C* **76**, 292 (2016).
- [75] ATLAS Collaboration, Muon reconstruction and identification efficiency in ATLAS using the full Run 2 pp collision data set at $\sqrt{s} = 13$ TeV, Report No. ATLAS-CONF-2020-030, 2020, <https://cds.cern.ch/record/2725736>.
- [76] M. Cacciari, G. P. Salam, and G. Soyez, The anti- k_r jet clustering algorithm, *J. High Energy Phys.* **04** (2008) 063.
- [77] M. Cacciari, G. P. Salam, and G. Soyez, FastJet user manual, *Eur. Phys. J. C* **72**, 1896 (2012).
- [78] ATLAS Collaboration, Jet energy scale and resolution measured in proton–proton collisions at $\sqrt{s} = 13$ TeV with the ATLAS detector, *Eur. Phys. J. C* **81**, 689 (2020).
- [79] ATLAS Collaboration, Performance of pile-up mitigation techniques for jets in pp collisions at $\sqrt{s} = 8$ TeV using the ATLAS detector, *Eur. Phys. J. C* **76**, 581 (2016).
- [80] ATLAS Collaboration, Early inner detector tracking performance in the 2015 data at $\sqrt{s} = 13$ TeV, Report No. ATL-PHYS-PUB-2015-051, 2015, <https://cds.cern.ch/record/2110140>.
- [81] ATLAS Collaboration, Deep Sets based Neural Networks for Impact Parameter Flavour Tagging in ATLAS, CERN Report No. ATL-PHYS-PUB-2020-014, 2020, <https://cds.cern.ch/record/2718948>.
- [82] ATLAS Collaboration, Performance of b -jet identification in the ATLAS experiment, *J. Instrum.* **11**, P04008 (2016).
- [83] ATLAS Collaboration, Measurements of b -jet tagging efficiency with the ATLAS detector using $t\bar{t}$ events at $\sqrt{s} = 13$ TeV, *J. High Energy Phys.* **08** (2018) 089.
- [84] M. Cacciari, G. P. Salam, and G. Soyez, The catchment area of jets, *J. High Energy Phys.* **04** (2008) 005.
- [85] S. Duane, A. Kennedy, B. J. Pendleton, and D. Roweth, Hybrid Monte Carlo, *Phys. Lett. B* **195**, 216 (1987).
- [86] ATLAS Collaboration, Measurements of differential cross sections of top quark pair production in association with jets in pp collisions at $\sqrt{s} = 13$ TeV using the ATLAS detector, *J. High Energy Phys.* **10** (2018) 159.
- [87] ATLAS Collaboration, Measurement of the top quark mass using a leptonic invariant mass in pp collisions at $\sqrt{s} = 13$ TeV with the ATLAS detector, Report No. ATLAS-CONF-2019-046, 2019, <https://cds.cern.ch/record/2693954>.
- [88] P. Zyla *et al.*, Review of particle physics, *Prog. Theor. Exp. Phys.* **2020**, 083C01 (2020).
- [89] ATLAS Collaboration, Jet energy scale measurements and their systematic uncertainties in proton-proton collisions at $\sqrt{s} = 13$ TeV with the ATLAS detector, *Phys. Rev. D* **96**, 072002 (2017).
- [90] ATLAS Collaboration, Measurement of b -tagging efficiency of c -jets in $t\bar{t}$ events using a likelihood approach

- with the ATLAS detector, Report No. ATLAS-CONF-2018-001, 2018, <https://cds.cern.ch/record/2306649>.
- [91] ATLAS Collaboration, Calibration of light-flavour b -jet mistagging rates using ATLAS proton–proton collision data at $\sqrt{s} = 13$ TeV, 2018, <https://cds.cern.ch/record/2314418>.
- [92] ATLAS Collaboration, Performance of the ATLAS track reconstruction algorithms in dense environments in LHC Run 2, *Eur. Phys. J. C* **77**, 673 (2017).
- [93] G. Avoni *et al.*, The new LUCID-2 detector for luminosity measurement and monitoring in ATLAS, *J. Instrum.* **13**, P07017 (2018).
- [94] ATLAS Collaboration, Luminosity determination in pp collisions at $\sqrt{s} = 13$ TeV using the ATLAS detector at the LHC, 2019, <https://cds.cern.ch/record/2677054>.
- [95] S. Höche, J. Krause, and F. Siegert, Multijet merging in a variable flavor number scheme, *Phys. Rev. D* **100**, 014011 (2019).

G. Aad,¹⁰² B. Abbott,¹²⁸ D. C. Abbott,¹⁰³ A. Abed Abud,³⁶ K. Abeling,⁵³ D. K. Abhayasinghe,⁹⁴ S. H. Abidi,²⁹ O. S. AbouZeid,⁴⁰ N. L. Abraham,¹⁵⁶ H. Abramowicz,¹⁶¹ H. Abreu,¹⁶⁰ Y. Abulaiti,⁶ B. S. Acharya,^{67a,67b,b} B. Achkar,⁵³ L. Adam,¹⁰⁰ C. Adam Bourdarios,⁵ L. Adamczyk,^{84a} L. Adamek,¹⁶⁷ J. Adelman,¹²¹ A. Adiguzel,^{12c,c} S. Adorni,⁵⁴ T. Adye,¹⁴³ A. A. Affolder,¹⁴⁵ Y. Afik,¹⁶⁰ C. Agapopoulou,⁶⁵ M. N. Agaras,³⁸ A. Aggarwal,¹¹⁹ C. Agheorghiesei,^{27c} J. A. Aguilar-Saavedra,^{139f,139a,d} A. Ahmad,³⁶ F. Ahmadov,^{80,e} W. S. Ahmed,¹⁰⁴ X. Ai,¹⁸ G. Aielli,^{74a,74b} S. Akatsuka,⁸⁶ M. Akbiyik,¹⁰⁰ T. P. A. Åkesson,⁹⁷ E. Akilli,⁵⁴ A. V. Akimov,¹¹¹ K. Al Khoury,⁶⁵ G. L. Alberghi,^{23b} J. Albert,¹⁷⁶ M. J. Alconada Verzini,¹⁶¹ S. Alderweireldt,³⁶ M. Aleksa,³⁶ I. N. Aleksandrov,⁸⁰ C. Alexa,^{27b} T. Alexopoulos,¹⁰ A. Alfonsi,¹²⁰ F. Alfonsi,^{23b,23a} M. Alhroob,¹²⁸ B. Ali,¹⁴¹ S. Ali,¹⁵⁸ M. Aliev,¹⁶⁶ G. Alimonti,^{69a} C. Allaire,³⁶ B. M. M. Allbrooke,¹⁵⁶ P. P. Allport,²¹ A. Aloisio,^{70a,70b} F. Alonso,⁸⁹ C. Alpigiani,¹⁴⁸ E. Alunno Camelia,^{74a,74b} M. Alvarez Estevez,⁹⁹ M. G. Alviggi,^{70a,70b} Y. Amaral Coutinho,^{81b} A. Ambler,¹⁰⁴ L. Ambroz,¹³⁴ C. Amelung,³⁶ D. Amidei,¹⁰⁶ S. P. Amor Dos Santos,^{139a} S. Amoroso,⁴⁶ C. S. Amrouche,⁵⁴ F. An,⁷⁹ C. Anastopoulos,¹⁴⁹ N. Andari,¹⁴⁴ T. Andeen,¹¹ J. K. Anders,²⁰ S. Y. Andreev,^{45a,45b} A. Andreazza,^{69a,69b} V. Andrei,^{61a} C. R. Anelli,¹⁷⁶ S. Angelidakis,⁹ A. Angerami,³⁹ A. V. Anisenkov,^{122b,122a} A. Annovi,^{72a} C. Antel,⁵⁴ M. T. Anthony,¹⁴⁹ E. Antipov,¹²⁹ M. Antonelli,⁵¹ D. J. A. Antrim,¹⁸ F. Anulli,^{73a} M. Aoki,⁸² J. A. Aparisi Pozo,¹⁷⁴ M. A. Aparo,¹⁵⁶ L. Aperio Bella,⁴⁶ N. Aranzabal,³⁶ V. Araujo Ferraz,^{81a} R. Araujo Pereira,^{81b} C. Arcangeletti,⁵¹ A. T. H. Arce,⁴⁹ J-F. Arguin,¹¹⁰ S. Argyropoulos,⁵² J.-H. Arling,⁴⁶ A. J. Armbruster,³⁶ A. Armstrong,¹⁷¹ O. Arnaez,¹⁶⁷ H. Arnold,¹²⁰ Z. P. Arrubarrena Tame,¹¹⁴ G. Artoni,¹³⁴ H. Asada,¹¹⁷ K. Asai,¹²⁶ S. Asai,¹⁶³ T. Asawatavonvanich,¹⁶⁵ N. A. Asbah,⁵⁹ E. M. Asimakopoulou,¹⁷² L. Asquith,¹⁵⁶ J. Assahsah,^{35d} K. Assamagan,²⁹ R. Astalos,^{28a} R. J. Atkin,^{33a} M. Atkinson,¹⁷³ N. B. Atlay,¹⁹ H. Atmani,⁶⁵ P. A. Atlasiddha,¹⁰⁶ K. Augsten,¹⁴¹ V. A. Austrup,¹⁸² G. Avolio,³⁶ M. K. Ayoub,^{15c} G. Azuelos,^{110,f} D. Babal,^{28a} H. Bachacou,¹⁴⁴ K. Bachas,¹⁶² F. Backman,^{45a,45b} P. Bagnaia,^{73a,73b} H. Bahrasemani,¹⁵² A. J. Bailey,¹⁷⁴ V. R. Bailey,¹⁷³ J. T. Baines,¹⁴³ C. Bakalis,¹⁰ O. K. Baker,¹⁸³ P. J. Bakker,¹²⁰ E. Bakos,¹⁶ D. Bakshi Gupta,⁸ S. Balaji,¹⁵⁷ R. Balasubramanian,¹²⁰ E. M. Baldin,^{122b,122a} P. Balek,¹⁸⁰ F. Balli,¹⁴⁴ W. K. Balunas,¹³⁴ J. Balz,¹⁰⁰ E. Banas,⁸⁵ M. Bandieramonte,¹³⁸ A. Bandyopadhyay,¹⁹ Sw. Banerjee,^{181,g} L. Barak,¹⁶¹ W. M. Barbe,³⁸ E. L. Barberio,¹⁰⁵ D. Barberis,^{55b,55a} M. Barbero,¹⁰² G. Barbour,⁹⁵ T. Barillari,¹¹⁵ M-S. Barisits,³⁶ J. Barkeloo,¹³¹ T. Barklow,¹⁵³ R. Barnea,¹⁶⁰ B. M. Barnett,¹⁴³ R. M. Barnett,¹⁸ Z. Barnovska-Blenessy,^{60a} A. Baroncelli,^{60a} G. Barone,²⁹ A. J. Barr,¹³⁴ L. Barranco Navarro,^{45a,45b} F. Barreiro,⁹⁹ J. Barreiro Guimarães da Costa,^{15a} U. Barron,¹⁶¹ S. Barsov,¹³⁷ F. Bartels,^{61a} R. Bartoldus,¹⁵³ G. Bartolini,¹⁰² A. E. Barton,⁹⁰ P. Bartos,^{28a} A. Basalaeu,⁴⁶ A. Basan,¹⁰⁰ A. Bassalat,^{65,h} M. J. Basso,¹⁶⁷ C. R. Basson,¹⁰¹ R. L. Bates,⁵⁷ S. Batlamous,^{35e} J. R. Batley,³² B. Batool,¹⁵¹ M. Battaglia,¹⁴⁵ M. Bauce,^{73a,73b} F. Bauer,^{144,a} P. Bauer,²⁴ H. S. Bawa,³¹ A. Bayirli,^{12c} J. B. Beacham,⁴⁹ T. Beau,¹³⁵ P. H. Beauchemin,¹⁷⁰ F. Becherer,⁵² P. Bechtel,²⁴ H. C. Beck,⁵³ H. P. Beck,^{20,i} K. Becker,¹⁷⁸ C. Becot,⁴⁶ A. Beddall,^{12d} A. J. Beddall,^{12a} V. A. Bednyakov,⁸⁰ M. Bedognetti,¹²⁰ C. P. Bee,¹⁵⁵ T. A. Beermann,¹⁸² M. Begalli,^{81b} M. Begel,²⁹ A. Behera,¹⁵⁵ J. K. Behr,⁴⁶ F. Beisiegel,²⁴ M. Belfkir,⁵ A. S. Bell,⁹⁵ G. Bella,¹⁶¹ L. Bellagamba,^{23b} A. Bellerive,³⁴ P. Bellos,⁹ K. Beloborodov,^{122b,122a} K. Belotskiy,¹¹² N. L. Belyaev,¹¹² D. Bencheikroun,^{35a} N. Benekos,¹⁰ Y. Benhammou,¹⁶¹ D. P. Benjamin,⁶ M. Benoit,²⁹ J. R. Bensinger,²⁶ S. Bentvelsen,¹²⁰ L. Beresford,¹³⁴ M. Beretta,⁵¹ D. Berge,¹⁹ E. Bergeaas Kuutmann,¹⁷² N. Berger,⁵ B. Bergmann,¹⁴¹ L. J. Bergsten,²⁶ J. Beringer,¹⁸ S. Berlendis,⁷ G. Bernardi,¹³⁵ C. Bernius,¹⁵³ F. U. Bernlochner,²⁴ T. Berry,⁹⁴ P. Berta,¹⁰⁰ A. Berthold,⁴⁸ I. A. Bertram,⁹⁰ O. Bessidskaia Bylund,¹⁸² N. Besson,¹⁴⁴ S. Bethke,¹¹⁵ A. Betti,⁴² A. J. Bevan,⁹³ S. Bhatta,¹⁵⁵ D. S. Bhattacharya,¹⁷⁷ P. Bhattarai,²⁶ V. S. Bhopatkar,⁶ R. Bi,¹³⁸ R. M. Bianchi,¹³⁸ O. Biebel,¹¹⁴ D. Biedermann,¹⁹ R. Bielski,³⁶ K. Bierwagen,¹⁰⁰ N. V. Biesuz,^{72a,72b} M. Biglietti,^{75a} T. R. V. Billoud,¹⁴¹ M. Bindi,⁵³ A. Bingul,^{12d} C. Bini,^{73a,73b}

S. Biondi,^{23b,23a} C. J. Birch-sykes,¹⁰¹ M. Birman,¹⁸⁰ T. Bisanz,³⁶ J. P. Biswal,³ D. Biswas,^{181,g} A. Bitadze,¹⁰¹ C. Bittrich,⁴⁸ K. Björke,¹³³ T. Blazek,^{28a} I. Bloch,⁴⁶ C. Blocker,²⁶ A. Blue,⁵⁷ U. Blumenschein,⁹³ J. Blumenthal,¹⁰⁰ G. J. Bobbink,¹²⁰ V. S. Bobrovnikov,^{122b,122a} S. S. Bocchetta,⁹⁷ D. Bogavac,¹⁴ A. G. Bogdanchikov,^{122b,122a} C. Bohm,^{45a} V. Boisvert,⁹⁴ P. Bokan,^{172,53} T. Bold,^{84a} A. E. Bolz,^{61b} M. Bomben,¹³⁵ M. Bona,⁹³ J. S. Bonilla,¹³¹ M. Boonekamp,¹⁴⁴ C. D. Booth,⁹⁴ A. G. Borbély,⁵⁷ H. M. Borecka-Bielska,⁹¹ L. S. Borgna,⁹⁵ A. Borisov,¹²³ G. Borissoy,⁹⁰ D. Bortoletto,¹³⁴ D. Boscherini,^{23b} M. Bosman,¹⁴ J. D. Bossio Sola,¹⁰⁴ K. Bouaouda,^{35a} J. Boudreau,¹³⁸ E. V. Bouhova-Thacker,⁹⁰ D. Boumediene,³⁸ R. Bouquet,¹³⁵ A. Boveia,¹²⁷ J. Boyd,³⁶ D. Boye,^{33c} I. R. Boyko,⁸⁰ A. J. Bozson,⁹⁴ J. Bracinik,²¹ N. Brahimi,^{60d,60c} G. Brandt,¹⁸² O. Brandt,³² F. Braren,⁴⁶ B. Brau,¹⁰³ J. E. Brau,¹³¹ W. D. Breaden Madden,⁵⁷ K. Brendlinger,⁴⁶ R. Brenner,¹⁶⁰ L. Brenner,³⁶ R. Brenner,¹⁷² S. Bressler,¹⁸⁰ B. Brickwedde,¹⁰⁰ D. L. Briglin,²¹ D. Britton,⁵⁷ D. Britzger,¹¹⁵ I. Brock,²⁴ R. Brock,¹⁰⁷ G. Brooijmans,³⁹ W. K. Brooks,^{146d} E. Brost,²⁹ P. A. Bruckman de Renstrom,⁸⁵ B. Brüers,⁴⁶ D. Bruncko,^{28b} A. Bruni,^{23b} G. Bruni,^{23b} M. Bruschi,^{23b} N. Brusino,^{73a,73b} L. Bryngemark,¹⁵³ T. Buanes,¹⁷ Q. Buat,¹⁵⁵ P. Buchholz,¹⁵¹ A. G. Buckley,⁵⁷ I. A. Budagov,⁸⁰ M. K. Bugge,¹³³ O. Bulekov,¹¹² B. A. Bullard,⁵⁹ T. J. Burch,¹²¹ S. Burdin,⁹¹ C. D. Burgard,¹²⁰ A. M. Burger,¹²⁹ B. Burghgrave,⁸ J. T. P. Burr,⁴⁶ C. D. Burton,¹¹ J. C. Burzynski,¹⁰³ V. Büscher,¹⁰⁰ E. Buschmann,⁵³ P. J. Bussey,⁵⁷ J. M. Butler,²⁵ C. M. Buttar,⁵⁷ J. M. Butterworth,⁹⁵ W. Buttinger,¹⁴³ C. J. Buxo Vazquez,¹⁰⁷ A. R. Buzykaev,^{122b,122a} G. Cabras,^{23b} S. Cabrera Urbán,¹⁷⁴ D. Caforio,⁵⁶ H. Cai,¹³⁸ V. M. M. Cairo,¹⁵³ O. Cakir,^{4a} N. Calace,³⁶ P. Calafiura,¹⁸ G. Calderini,¹³⁵ P. Calfayan,⁶⁶ G. Callea,⁵⁷ L. P. Caloba,^{81b} A. Caltabiano,^{74a,74b} S. Calvente Lopez,⁹⁹ D. Calvet,³⁸ S. Calvet,³⁸ T. P. Calvet,¹⁰² M. Calvetti,^{72a,72b} R. Camacho Toro,¹³⁵ S. Camarda,³⁶ D. Camarero Munoz,⁹⁹ P. Camarri,^{74a,74b} M. T. Camerlingo,^{75a,75b} D. Cameron,¹³³ C. Camincher,³⁶ S. Campana,³⁶ M. Campanelli,⁹⁵ A. Camplani,⁴⁰ V. Canale,^{70a,70b} A. Canesse,¹⁰⁴ M. Cano Bret,⁷⁸ J. Cantero,¹²⁹ T. Cao,¹⁶¹ Y. Cao,¹⁷³ M. Capua,^{41b,41a} R. Cardarelli,^{74a} F. Cardillo,¹⁷⁴ G. Carducci,^{41b,41a} T. Carli,³⁶ G. Carlino,^{70a} B. T. Carlson,¹³⁸ E. M. Carlson,^{176,168a} L. Carminati,^{69a,69b} R. M. D. Carney,¹⁵³ S. Caron,¹¹⁹ E. Carquin,^{146d} S. Carrá,⁴⁶ G. Carratta,^{23b,23a} J. W. S. Carter,¹⁶⁷ T. M. Carter,⁵⁰ M. P. Casado,^{14j} A. F. Casha,¹⁶⁷ E. G. Castiglia,¹⁸³ F. L. Castillo,¹⁷⁴ L. Castillo Garcia,¹⁴ V. Castillo Gimenez,¹⁷⁴ N. F. Castro,^{139a,139e} A. Catinaccio,³⁶ J. R. Catmore,¹³³ A. Cattai,³⁶ V. Cavaliere,²⁹ V. Cavasinni,^{72a,72b} E. Celebi,^{12b} F. Celli,¹³⁴ K. Cerny,¹³⁰ A. S. Cerqueira,^{81a} A. Cerri,¹⁵⁶ L. Cerrito,^{74a,74b} F. Cerutti,¹⁸ A. Cervelli,^{23b} S. A. Cetin,^{12b} Z. Chadi,^{35a} D. Chakraborty,¹²¹ J. Chan,¹⁸¹ W. S. Chan,¹²⁰ W. Y. Chan,⁹¹ J. D. Chapman,³² B. Chargeishvili,^{159b} D. G. Charlton,²¹ T. P. Charman,⁹³ M. Chatterjee,²⁰ C. C. Chau,³⁴ S. Che,¹²⁷ S. Chekanov,⁶ S. V. Chekulaev,^{168a} G. A. Chelkov,^{80,k} B. Chen,⁷⁹ C. Chen,^{60a} C. H. Chen,⁷⁹ H. Chen,^{15c} H. Chen,²⁹ J. Chen,^{60a} J. Chen,³⁹ J. Chen,²⁶ S. Chen,¹³⁶ S. J. Chen,^{15c} X. Chen,^{15b} Y. Chen,^{60a} Y-H. Chen,⁴⁶ H. C. Cheng,^{63a} H. J. Cheng,^{15a} A. Cheplakov,⁸⁰ E. Cheremushkina,¹²³ R. Cherkaoui El Moursli,^{35e} E. Cheu,⁷ K. Cheung,⁶⁴ T. J. A. Chevalérias,¹⁴⁴ L. Chevalier,¹⁴⁴ V. Chiarella,⁵¹ G. Chiarelli,^{72a} G. Chiodini,^{68a} A. S. Chisholm,²¹ A. Chitan,^{27b} I. Chiu,¹⁶³ Y. H. Chiu,¹⁷⁶ M. V. Chizhov,⁸⁰ K. Choi,¹¹ A. R. Chomont,^{73a,73b} Y. Chou,¹⁰³ E. Y. S. Chow,¹²⁰ L. D. Christopher,^{33e} M. C. Chu,^{63a} X. Chu,^{15a,15d} J. Chudoba,¹⁴⁰ J. J. Chwastowski,⁸⁵ L. Chytka,¹³⁰ D. Cieri,¹¹⁵ K. M. Ciesla,⁸⁵ V. Cindro,⁹² I. A. Cioară,^{27b} A. Ciochio,¹⁸ F. Ciroto,^{70a,70b} Z. H. Citron,^{180,l} M. Citterio,^{69a} D. A. Ciubotaru,^{27b} B. M. Ciungu,¹⁶⁷ A. Clark,⁵⁴ P. J. Clark,⁵⁰ S. E. Clawson,¹⁰¹ C. Clement,^{45a,45b} L. Clissa,^{23b,23a} Y. Coadou,¹⁰² M. Cobal,^{67a,67c} A. Coccaro,^{55b} J. Cochran,⁷⁹ R. Coelho Lopes De Sa,¹⁰³ H. Cohen,¹⁶¹ A. E. C. Coimbra,³⁶ B. Cole,³⁹ A. P. Colijn,¹²⁰ J. Collot,⁵⁸ P. Conde Muiño,^{139a,139h} S. H. Connell,^{33c} I. A. Connelly,⁵⁷ S. Constantinescu,^{27b} F. Conventi,^{70a,m} A. M. Cooper-Sarkar,¹³⁴ F. Cormier,¹⁷⁵ K. J. R. Cormier,¹⁶⁷ L. D. Corpe,⁹⁵ M. Corradi,^{73a,73b} E. E. Corrigan,⁹⁷ F. Corriveau,^{104,n} M. J. Costa,¹⁷⁴ F. Costanza,⁵ D. Costanzo,¹⁴⁹ G. Cowan,⁹⁴ J. W. Cowley,³² J. Crane,¹⁰¹ K. Cranmer,¹²⁵ R. A. Creager,¹³⁶ S. Crépe-Renaudin,⁵⁸ F. Crescioli,¹³⁵ M. Cristinziani,²⁴ M. Cristoforetti,^{76a,76b} V. Croft,¹⁷⁰ G. Crosetti,^{41b,41a} A. Cueto,⁵ T. Cuhadar Donszelmann,¹⁷¹ H. Cui,^{15a,15d} A. R. Cukierman,¹⁵³ W. R. Cunningham,⁵⁷ S. Czekerda,⁸⁵ P. Czodrowski,³⁶ M. M. Czurylo,^{61b} M. J. Da Cunha Sargedas De Sousa,^{60b} J. V. Da Fonseca Pinto,^{81b} C. Da Via,¹⁰¹ W. Dabrowski,^{84a} F. Dachs,³⁶ T. Dado,⁴⁷ S. Dahbi,^{33e} T. Dai,¹⁰⁶ C. Dallapiccola,¹⁰³ M. Dam,⁴⁰ G. D'amen,²⁹ V. D'Amico,^{75a,75b} J. Damp,¹⁰⁰ J. R. Dandoy,¹³⁶ M. F. Daneri,³⁰ M. Danninger,¹⁵² V. Dao,³⁶ G. Darbo,^{55b} O. Dartsis,⁵ A. Dattagupta,¹³¹ S. D'Auria,^{69a,69b} C. David,^{168b} T. Davidek,¹⁴² D. R. Davis,⁴⁹ I. Dawson,¹⁴⁹ K. De,⁸ R. De Asmundis,^{70a} M. De Beurs,¹²⁰ S. De Castro,^{23b,23a} N. De Groot,¹¹⁹ P. de Jong,¹²⁰ H. De la Torre,¹⁰⁷ A. De Maria,^{15c} D. De Pedis,^{73a} A. De Salvo,^{73a} U. De Sanctis,^{74a,74b} M. De Santis,^{74a,74b} A. De Santo,¹⁵⁶ J. B. De Vivie De Regie,⁶⁵ D. V. Dedovich,⁸⁰ A. M. Deiana,⁴² J. Del Peso,⁹⁹ Y. Delabat Diaz,⁴⁶ D. Delgove,⁶⁵ F. Deliot,¹⁴⁴ C. M. Delitzsch,⁷ M. Della Pietra,^{70a,70b} D. Della Volpe,⁵⁴ A. Dell'Acqua,³⁶ L. Dell'Asta,^{74a,74b} M. Delmastro,⁵ C. Delporte,⁶⁵ P. A. Delsart,⁵⁸ S. Demers,¹⁸³ M. Demichev,⁸⁰ G. Demontigny,¹¹⁰ S. P. Denisov,¹²³ L. D'Eramo,¹²¹ D. Derendarz,⁸⁵ J. E. Derkaoui,^{35d} F. Derue,¹³⁵ P. Dervan,⁹¹ K. Desch,²⁴ K. Dette,¹⁶⁷

C. Deutsch,²⁴ M. R. Devesa,³⁰ P. O. Deviveiros,³⁶ F. A. Di Bello,^{73a,73b} A. Di Ciaccio,^{74a,74b} L. Di Ciaccio,⁵
C. Di Donato,^{70a,70b} A. Di Girolamo,³⁶ G. Di Gregorio,^{72a,72b} A. Di Luca,^{76a,76b} B. Di Micco,^{75a,75b} R. Di Nardo,^{75a,75b}
R. Di Sipio,¹⁶⁷ C. Diaconu,¹⁰² F. A. Dias,¹²⁰ T. Dias Do Vale,^{139a} M. A. Diaz,^{146a} F. G. Diaz Capriles,²⁴ J. Dickinson,¹⁸
M. Didenko,¹⁶⁶ E. B. Diehl,¹⁰⁶ J. Dietrich,¹⁹ S. Díez Cornell,⁴⁶ C. Diez Pardos,¹⁵¹ A. Dimitrievska,¹⁸ W. Ding,^{15b}
J. Dingfelder,²⁴ S. J. Dittmeier,^{61b} F. Dittus,³⁶ F. Djama,¹⁰² T. Djobava,^{159b} J. I. Djuvsland,¹⁷ M. A. B. Do Vale,¹⁴⁷
M. Dobre,^{27b} D. Dodsworth,²⁶ C. Doglioni,⁹⁷ J. Dolejsi,¹⁴² Z. Dolezal,¹⁴² M. Donadelli,^{81c} B. Dong,^{60c} J. Donini,³⁸
A. D'onofrio,^{15c} M. D'Onofrio,⁹¹ J. Dopke,¹⁴³ A. Doria,^{70a} M. T. Dova,⁸⁹ A. T. Doyle,⁵⁷ E. Drechsler,¹⁵² E. Dreyer,¹⁵²
T. Dreyer,⁵³ A. S. Drobac,¹⁷⁰ D. Du,^{60b} T. A. du Pree,¹²⁰ Y. Duan,^{60d} F. Dubinin,¹¹¹ M. Dubovsky,^{28a} A. Dubreuil,⁵⁴
E. Duchovni,¹⁸⁰ G. Duckeck,¹¹⁴ O. A. Ducu,^{36,27b} D. Duda,¹¹⁵ A. Dudarev,³⁶ A. C. Dudder,¹⁰⁰ E. M. Duffield,¹⁸
M. D'uffizi,¹⁰¹ L. Duflot,⁶⁵ M. Dührssen,³⁶ C. Dülsen,¹⁸² M. Dumancic,¹⁸⁰ A. E. Dumitriu,^{27b} M. Dunford,^{61a} S. Dungs,⁴⁷
A. Duperrin,¹⁰² H. Duran Yildiz,^{4a} M. Düren,⁵⁶ A. Durglishvili,^{159b} B. Dutta,⁴⁶ D. Duvnjak,¹ B. L. Dwyer,¹²¹
G. I. Dyckes,¹³⁶ M. Dyndal,³⁶ S. Dysch,¹⁰¹ B. S. Dziedzic,⁸⁵ M. G. Eggleston,⁴⁹ T. Eifert,⁸ G. Eigen,¹⁷ K. Einsweiler,¹⁸
T. Ekelof,¹⁷² H. El Jarrari,^{35e} V. Ellajosyula,¹⁷² M. Ellert,¹⁷² F. Ellinghaus,¹⁸² A. A. Elliot,⁹³ N. Ellis,³⁶ J. Elmsheuser,²⁹
M. Elsing,³⁶ D. Emeliyanov,¹⁴³ A. Emerman,³⁹ Y. Enari,¹⁶³ J. Erdmann,⁴⁷ A. Ereditato,²⁰ P. A. Erland,⁸⁵ M. Errenst,¹⁸²
M. Escalier,⁶⁵ C. Escobar,¹⁷⁴ O. Estrada Pastor,¹⁷⁴ E. Etzion,¹⁶¹ G. Evans,^{139a} H. Evans,⁶⁶ M. O. Evans,¹⁵⁶ A. Ezhilov,¹³⁷
F. Fabbri,⁵⁷ L. Fabbri,^{23b,23a} V. Fabiani,¹¹⁹ G. Facini,¹⁷⁸ R. M. Fakhruddinov,¹²³ S. Falciano,^{73a} P. J. Falke,²⁴ S. Falke,³⁶
J. Faltova,¹⁴² Y. Fang,^{15a} Y. Fang,^{15a} G. Fanourakis,⁴⁴ M. Fanti,^{69a,69b} M. Faraj,^{67a,67c} A. Farbin,⁸ A. Farilla,^{75a}
E. M. Farina,^{71a,71b} T. Farooque,¹⁰⁷ S. M. Farrington,⁵⁰ P. Farthouat,³⁶ F. Fassi,^{35e} P. Fassnacht,³⁶ D. Fassouliotis,⁹
M. Fauci Giannelli,⁵⁰ W. J. Fawcett,³² L. Fayard,⁶⁵ O. L. Fedin,^{137,o} M. Feickert,¹⁷³ L. Feligioni,¹⁰² A. Fell,¹⁴⁹ C. Feng,^{60b}
M. Feng,⁴⁹ M. J. Fenton,¹⁷¹ A. B. Fenyuk,¹²³ S. W. Ferguson,⁴³ J. Ferrando,⁴⁶ A. Ferrari,¹⁷² P. Ferrari,¹²⁰ R. Ferrari,^{71a}
A. Ferrer,¹⁷⁴ D. Ferrere,⁵⁴ C. Ferretti,¹⁰⁶ F. Fiedler,¹⁰⁰ A. Filipčič,⁹² F. Filthaut,¹¹⁹ K. D. Finelli,²⁵ M. C. N. Fiolhais,^{139a,139c,p}
L. Fiorini,¹⁷⁴ F. Fischer,¹¹⁴ W. C. Fisher,¹⁰⁷ T. Fitschen,²¹ I. Fleck,¹⁵¹ P. Fleischmann,¹⁰⁶ T. Flick,¹⁸² B. M. Flierl,¹¹⁴
L. Flores,¹³⁶ L. R. Flores Castillo,^{63a} F. M. Follega,^{76a,76b} N. Fomin,¹⁷ J. H. Foo,¹⁶⁷ G. T. Forcolin,^{76a,76b} B. C. Forland,⁶⁶
A. Formica,¹⁴⁴ F. A. Förster,¹⁴ A. C. Forti,¹⁰¹ E. Fortin,¹⁰² M. G. Foti,¹³⁴ D. Fournier,⁶⁵ H. Fox,⁹⁰ P. Francavilla,^{72a,72b}
S. Francescato,^{73a,73b} M. Franchini,^{23b,23a} S. Franchino,^{61a} D. Francis,³⁶ L. Franco,⁵ L. Franconi,²⁰ M. Franklin,⁵⁹
G. Frattari,^{73a,73b} A. N. Fray,⁹³ P. M. Freeman,²¹ B. Freund,¹¹⁰ W. S. Freund,^{81b} E. M. Freundlich,⁴⁷ D. C. Frizzell,¹²⁸
D. Froidevaux,³⁶ J. A. Frost,¹³⁴ M. Fujimoto,¹²⁶ C. Fukunaga,¹⁶⁴ E. Fullana Torregrosa,¹⁷⁴ T. Fusayasu,¹¹⁶ J. Fuster,¹⁷⁴
A. Gabrielli,^{23b,23a} A. Gabrielli,³⁶ S. Gadatsch,⁵⁴ P. Gadow,¹¹⁵ G. Gagliardi,^{55b,55a} L. G. Gagnon,¹¹⁰ G. E. Gallardo,¹³⁴
E. J. Gallas,¹³⁴ B. J. Gallop,¹⁴³ R. Gamboa Goni,⁹³ K. K. Gan,¹²⁷ S. Ganguly,¹⁸⁰ J. Gao,^{60a} Y. Gao,⁵⁰ Y. S. Gao,^{31,q}
F. M. Garay Walls,^{146a} C. García,¹⁷⁴ J. E. García Navarro,¹⁷⁴ J. A. García Pascual,^{15a} C. Garcia-Argos,⁵²
M. Garcia-Sciveres,¹⁸ R. W. Gardner,³⁷ N. Garelli,¹⁵³ S. Gargiulo,⁵² C. A. Garner,¹⁶⁷ V. Garonne,¹³³ S. J. Gasiorowski,¹⁴⁸
P. Gaspar,^{81b} G. Gaudio,^{71a} P. Gauzzi,^{73a,73b} I. L. Gavrilenko,¹¹¹ A. Gavrilyuk,¹²⁴ C. Gay,¹⁷⁵ G. Gaycken,⁴⁶ E. N. Gazis,¹⁰
A. A. Geanta,^{27b} C. M. Gee,¹⁴⁵ C. N. P. Gee,¹⁴³ J. Geisen,⁹⁷ M. Geisen,¹⁰⁰ C. Gemme,^{55b} M. H. Genest,⁵⁸ C. Geng,¹⁰⁶
S. Gentile,^{73a,73b} S. George,⁹⁴ T. Gerialis,⁴⁴ L. O. Gerlach,⁵³ P. Gessinger-Befurt,¹⁰⁰ G. Gessner,⁴⁷
M. Ghasemi Bostanabad,¹⁷⁶ M. Ghneimat,¹⁵¹ A. Ghosh,⁶⁵ A. Ghosh,⁷⁸ B. Giacobbe,^{23b} S. Giagu,^{73a,73b} N. Giangiacomi,¹⁶⁷
P. Giannetti,^{72a} A. Giannini,^{70a,70b} G. Giannini,¹⁴ S. M. Gibson,⁹⁴ M. Gignac,¹⁴⁵ D. T. Gil,^{84b} B. J. Gilbert,³⁹ D. Gillberg,³⁴
G. Gilles,¹⁸² N. E. K. Gillwald,⁴⁶ D. M. Gingrich,^{3,f} M. P. Giordani,^{67a,67c} P. F. Giraud,¹⁴⁴ G. Giugliarelli,^{67a,67c} D. Giugni,^{69a}
F. Giuli,^{74a,74b} S. Gkaitatzis,¹⁶² I. Gkialas,^{9,r} E. L. Gkougkousis,¹⁴ P. Gkoutoumis,¹⁰ L. K. Gladilin,¹¹³ C. Glasman,⁹⁹
P. C. F. Glaysheer,⁴⁶ A. Glazov,⁴⁶ G. R. Gledhill,¹³¹ I. Gnesi,^{41b,s} M. Goblirsch-Kolb,²⁶ D. Godin,¹¹⁰ S. Goldfarb,¹⁰⁵
T. Golling,⁵⁴ D. Golubkov,¹²³ A. Gomes,^{139a,139b} R. Goncalves Gama,⁵³ R. Gonçalves,^{139a,139c} G. Gonella,¹³¹ L. Gonella,²¹
A. Gongadze,⁸⁰ F. Gonnella,²¹ J. L. Gonski,³⁹ S. González de la Hoz,¹⁷⁴ S. Gonzalez Fernandez,¹⁴ R. Gonzalez Lopez,⁹¹
C. Gonzalez Renteria,¹⁸ R. Gonzalez Suarez,¹⁷² S. Gonzalez-Sevilla,⁵⁴ G. R. Gonzalvo Rodriguez,¹⁷⁴ L. Goossens,³⁶
N. A. Gorasia,²¹ P. A. Gorbounov,¹²⁴ H. A. Gordon,²⁹ B. Gorini,³⁶ E. Gorini,^{68a,68b} A. Gorišek,⁹² A. T. Goshaw,⁴⁹
M. I. Gostkin,⁸⁰ C. A. Gottardo,¹¹⁹ M. Goughri,^{35b} A. G. Goussiou,¹⁴⁸ N. Govender,^{33c} C. Goy,⁵ I. Grabowska-Bold,^{84a}
E. C. Graham,⁹¹ J. Gramling,¹⁷¹ E. Gramstad,¹³³ S. Grancagnolo,¹⁹ M. Grandi,¹⁵⁶ V. Gratchev,¹³⁷ P. M. Gravila,^{27f}
F. G. Gravili,^{68a,68b} C. Gray,⁵⁷ H. M. Gray,¹⁸ C. Grefe,²⁴ K. Gregersen,⁹⁷ I. M. Gregor,⁴⁶ P. Grenier,¹⁵³ K. Grevtsov,⁴⁶
C. Grieco,¹⁴ N. A. Grieser,¹²⁸ A. A. Grillo,¹⁴⁵ K. Grimm,^{31,t} S. Grinstein,^{14,u} J.-F. Grivaz,⁶⁵ S. Groh,¹⁰⁰ E. Gross,¹⁸⁰
J. Grosse-Knetter,⁵³ Z. J. Grout,⁹⁵ C. Grud,¹⁰⁶ A. Grummer,¹¹⁸ J. C. Grundy,¹³⁴ L. Guan,¹⁰⁶ W. Guan,¹⁸¹ C. Gubbels,¹⁷⁵
J. Guenther,³⁶ A. Guerguichon,⁶⁵ J. G. R. Guerrero Rojas,¹⁷⁴ F. Guescini,¹¹⁵ D. Guest,^{77,19} R. Gugel,¹⁰⁰ A. Guida,⁴⁶

T. Guillemain,⁵ S. Guindon,³⁶ J. Guo,^{60c} W. Guo,¹⁰⁶ Y. Guo,^{60a} Z. Guo,¹⁰² R. Gupta,⁴⁶ S. Gurbuz,^{12c} G. Gustavino,¹²⁸ M. Guth,⁵² P. Gutierrez,¹²⁸ L. F. Gutierrez Zagazeta,¹³⁶ C. Gutsche,⁹⁵ C. Guyot,¹⁴⁴ C. Gwenlan,¹³⁴ C. B. Gwilliam,⁹¹ E. S. Haaland,¹³³ A. Haas,¹²⁵ C. Haber,¹⁸ H. K. Hadavand,⁸ A. Hadeef,¹⁰⁰ M. Haleem,¹⁷⁷ J. Haley,¹²⁹ J. J. Hall,¹⁴⁹ G. Halladjian,¹⁰⁷ G. D. Hallewell,¹⁰² K. Hamano,¹⁷⁶ H. Hamdaoui,^{35e} M. Hamer,²⁴ G. N. Hamity,⁵⁰ K. Han,^{60a} L. Han,^{15c} L. Han,^{60a} S. Han,¹⁸ Y. F. Han,¹⁶⁷ K. Hanagaki,^{82,v} M. Hance,¹⁴⁵ D. M. Handl,¹¹⁴ M. D. Hank,³⁷ R. Hankache,¹³⁵ E. Hansen,⁹⁷ J. B. Hansen,⁴⁰ J. D. Hansen,⁴⁰ M. C. Hansen,²⁴ P. H. Hansen,⁴⁰ E. C. Hanson,¹⁰¹ K. Hara,¹⁶⁹ T. Harenberg,¹⁸² S. Harkusha,¹⁰⁸ P. F. Harrison,¹⁷⁸ N. M. Hartman,¹⁵³ N. M. Hartmann,¹¹⁴ Y. Hasegawa,¹⁵⁰ A. Hasib,⁵⁰ S. Hassani,¹⁴⁴ S. Haug,²⁰ R. Hauser,¹⁰⁷ M. Havranek,¹⁴¹ C. M. Hawkes,²¹ R. J. Hawkings,³⁶ S. Hayashida,¹¹⁷ D. Hayden,¹⁰⁷ C. Hayes,¹⁰⁶ R. L. Hayes,¹⁷⁵ C. P. Hays,¹³⁴ J. M. Hays,⁹³ H. S. Hayward,⁹¹ S. J. Haywood,¹⁴³ F. He,^{60a} Y. He,¹⁶⁵ M. P. Heath,⁵⁰ V. Hedberg,⁹⁷ A. L. Heggelund,¹³³ N. D. Hehir,⁹³ C. Heidegger,⁵² K. K. Heidegger,⁵² W. D. Heidorn,⁷⁹ J. Heilman,³⁴ S. Heim,⁴⁶ T. Heim,¹⁸ B. Heinemann,^{46,w} J. G. Heinlein,¹³⁶ J. J. Heinrich,¹³¹ L. Heinrich,³⁶ J. Hejbal,¹⁴⁰ L. Helary,⁴⁶ A. Held,¹²⁵ S. Hellesund,¹³³ C. M. Helling,¹⁴⁵ S. Hellman,^{45a,45b} C. Helsens,³⁶ R. C. W. Henderson,⁹⁰ L. Henkelmann,³² A. M. Henriques Correia,³⁶ H. Herde,¹⁵³ Y. Hernández Jiménez,^{33e} H. Herr,¹⁰⁰ M. G. Herrmann,¹¹⁴ T. Herrmann,⁴⁸ G. Herten,⁵² R. Hertenberger,¹¹⁴ L. Hervas,³⁶ G. G. Hesketh,⁹⁵ N. P. Hessey,^{168a} H. Hibi,⁸³ S. Higashino,⁸² E. Higón-Rodríguez,¹⁷⁴ K. Hildebrand,³⁷ J. C. Hill,³² K. K. Hill,²⁹ K. H. Hiller,⁴⁶ S. J. Hillier,²¹ M. Hils,⁴⁸ I. Hinchliffe,¹⁸ F. Hinterkeuser,²⁴ M. Hirose,¹³² S. Hirose,¹⁶⁹ D. Hirschbuehl,¹⁸² B. Hiti,⁹² O. Hladik,¹⁴⁰ J. Hobbs,¹⁵⁵ R. Hobincu,^{27e} N. Hod,¹⁸⁰ M. C. Hodgkinson,¹⁴⁹ A. Hoecker,³⁶ D. Hohn,⁵² D. Hohov,⁶⁵ T. Holm,²⁴ T. R. Holmes,³⁷ M. Holzbock,¹¹⁵ L. B. A. H. Hommels,³² T. M. Hong,¹³⁸ J. C. Honig,⁵² A. Hönle,¹¹⁵ B. H. Hooberman,¹⁷³ W. H. Hopkins,⁶ Y. Horii,¹¹⁷ P. Horn,⁴⁸ L. A. Horyn,³⁷ S. Hou,¹⁵⁸ A. Hoummada,^{35a} J. Howarth,⁵⁷ J. Hoya,⁸⁹ M. Hrabovsky,¹³⁰ J. Hrivnac,⁶⁵ A. Hrynevich,¹⁰⁹ T. Hryn'ova,⁵ P. J. Hsu,⁶⁴ S.-C. Hsu,¹⁴⁸ Q. Hu,³⁹ S. Hu,^{60c} Y. F. Hu,^{15a,15d,x} D. P. Huang,⁹⁵ X. Huang,^{15c} Y. Huang,^{60a} Y. Huang,^{15a} Z. Hubacek,¹⁴¹ F. Hubaut,¹⁰² M. Huebner,²⁴ F. Huegging,²⁴ T. B. Huffman,¹³⁴ M. Huhtinen,³⁶ R. Hulsken,⁵⁸ R. F. H. Hunter,³⁴ N. Huseynov,^{80,e} J. Huston,¹⁰⁷ J. Huth,⁵⁹ R. Hyneman,¹⁵³ S. Hyrych,^{28a} G. Iacobucci,⁵⁴ G. Iakovidis,²⁹ I. Ibragimov,¹⁵¹ L. Iconomidou-Fayard,⁶⁵ P. Iengo,³⁶ R. Ignazzi,⁴⁰ R. Iguchi,¹⁶³ T. Iizawa,⁵⁴ Y. Ikegami,⁸² M. Ikeno,⁸² A. Ilg,²⁰ N. Ilic,^{119,167,n} F. Iltzsche,⁴⁸ H. Imam,^{35a} G. Introzzi,^{71a,71b} M. Iodice,^{75a} K. Iordanidou,^{168a} V. Ippolito,^{73a,73b} M. F. Isacson,¹⁷² M. Ishino,¹⁶³ W. Islam,¹²⁹ C. Issever,^{19,46} S. Istin,^{12c} J. M. Iturbe Ponce,^{63a} R. Iuppa,^{76a,76b} A. Ivina,¹⁸⁰ J. M. Izen,⁴³ V. Izzo,^{70a} P. Jacka,¹⁴⁰ P. Jackson,¹ R. M. Jacobs,⁴⁶ B. P. Jaeger,¹⁵² V. Jain,² G. Jäkel,¹⁸² K. B. Jakobi,¹⁰⁰ K. Jakobs,⁵² T. Jakoubek,¹⁸⁰ J. Jamieson,⁵⁷ K. W. Janas,^{84a} R. Jansky,⁵⁴ M. Janus,⁵³ P. A. Janus,^{84a} G. Jarlskog,⁹⁷ A. E. Jaspan,⁹¹ N. Javadov,^{80,e} T. Javůrek,³⁶ M. Javurkova,¹⁰³ F. Jeanneau,¹⁴⁴ L. Jeanty,¹³¹ J. Jejelava,^{159a,y} P. Jenni,^{52,z} N. Jeong,⁴⁶ S. Jézéquel,⁵ J. Jia,¹⁵⁵ Z. Jia,^{15c} Y. Jiang,^{60a} S. Jiggins,⁵² F. A. Jimenez Morales,³⁸ J. Jimenez Pena,¹¹⁵ S. Jin,^{15c} A. Jinaru,^{27b} O. Jinnouchi,¹⁶⁵ H. Jivan,^{33e} P. Johansson,¹⁴⁹ K. A. Johns,⁷ C. A. Johnson,⁶⁶ E. Jones,¹⁷⁸ R. W. L. Jones,⁹⁰ S. D. Jones,¹⁵⁶ T. J. Jones,⁹¹ J. Jovicevic,³⁶ X. Ju,¹⁸ J. J. Junggeburth,¹¹⁵ A. Juste Rozas,^{14,u} A. Kaczmarek,⁸⁵ M. Kado,^{73a,73b} H. Kagan,¹²⁷ M. Kagan,¹⁵³ A. Kahn,³⁹ C. Kahra,¹⁰⁰ T. Kaji,¹⁷⁹ E. Kajomovitz,¹⁶⁰ C. W. Kalderon,²⁹ A. Kaluza,¹⁰⁰ A. Kamenshchikov,¹²³ M. Kaneda,¹⁶³ N. J. Kang,¹⁴⁵ S. Kang,⁷⁹ Y. Kano,¹¹⁷ J. Kanzaki,⁸² L. S. Kaplan,¹⁸¹ D. Kar,^{33e} K. Karava,¹³⁴ M. J. Kareem,^{168b} I. Karkanas,¹⁶² S. N. Karpov,⁸⁰ Z. M. Karpova,⁸⁰ V. Kartvelishvili,⁹⁰ A. N. Karyukhin,¹²³ E. Kasimi,¹⁶² A. Kastanas,^{45a,45b} C. Kato,^{60d} J. Katzy,⁴⁶ K. Kawade,¹⁵⁰ K. Kawagoe,⁸⁸ T. Kawaguchi,¹¹⁷ T. Kawamoto,¹⁴⁴ G. Kawamura,⁵³ E. F. Kay,¹⁷⁶ F. I. Kaya,¹⁷⁰ S. Kazakos,¹⁴ V. F. Kazanin,^{122b,122a} J. M. Keaveney,^{33a} R. Keeler,¹⁷⁶ J. S. Keller,³⁴ E. Kellermann,⁹⁷ D. Kelsey,¹⁵⁶ J. J. Kempster,²¹ J. Kendrick,²¹ K. E. Kennedy,³⁹ O. Kepka,¹⁴⁰ S. Kersten,¹⁸² B. P. Kerševan,⁹² S. Ketabchi Haghghat,¹⁶⁷ F. Khalil-Zada,¹³ M. Khandoga,¹⁴⁴ A. Khanov,¹²⁹ A. G. Kharlamov,^{122b,122a} T. Kharlamova,^{122b,122a} E. E. Khoda,¹⁷⁵ T. J. Khoo,^{77,19} G. Khoriali,¹⁷⁷ E. Khramov,⁸⁰ J. Khubua,^{159b} S. Kido,⁸³ M. Kiehn,³⁶ E. Kim,¹⁶⁵ Y. K. Kim,³⁷ N. Kimura,⁹⁵ A. Kirchhoff,⁵³ D. Kirchmeier,⁴⁸ J. Kirk,¹⁴³ A. E. Kiryunin,¹¹⁵ T. Kishimoto,¹⁶³ D. P. Kisliuk,¹⁶⁷ V. Kitali,⁴⁶ C. Kitsaki,¹⁰ O. Kivernyk,²⁴ T. Klapdor-Kleingrothaus,⁵² M. Klassen,^{61a} C. Klein,³⁴ M. H. Klein,¹⁰⁶ M. Klein,⁹¹ U. Klein,⁹¹ K. Kleinknecht,¹⁰⁰ P. Klimek,³⁶ A. Klimentov,²⁹ F. Klimpel,³⁶ T. Klingl,²⁴ T. Klioutchnikova,³⁶ F. F. Klitzner,¹¹⁴ P. Kluit,¹²⁰ S. Kluth,¹¹⁵ E. Kneringer,⁷⁷ E. B. F. G. Knoop,¹⁰² A. Knue,⁵² D. Kobayashi,⁸⁸ M. Kobel,⁴⁸ M. Kocian,¹⁵³ T. Kodama,¹⁶³ P. Kodys,¹⁴² D. M. Koeck,¹⁵⁶ P. T. Koenig,²⁴ T. Koffas,³⁴ N. M. Köhler,³⁶ M. Kolb,¹⁴⁴ I. Koletsou,⁵ T. Komarek,¹³⁰ T. Kondo,⁸² K. Köneke,⁵² A. X. Y. Kong,¹ A. C. König,¹¹⁹ T. Kono,¹²⁶ V. Konstantinides,⁹⁵ N. Konstantinidis,⁹⁵ B. Konya,⁹⁷ R. Kopeliansky,⁶⁶ S. Koperny,^{84a} K. Korcyl,⁸⁵ K. Kordas,¹⁶² G. Koren,¹⁶¹ A. Korn,⁹⁵ I. Korolkov,¹⁴ E. V. Korolkova,¹⁴⁹ N. Korotkova,¹¹³ O. Kortner,¹¹⁵ S. Kortner,¹¹⁵ V. V. Kostyukhin,^{149,166} A. Kotskechagia,⁶⁵ A. Kotwal,⁴⁹ A. Koulouris,¹⁰ A. Kourkoumeli-Charalampidi,^{71a,71b} C. Kourkoumelis,⁹ E. Kourlitis,⁶ V. Kouskoura,²⁹ R. Kowalewski,¹⁷⁶ W. Kozanecki,¹⁰¹

A. S. Kozhin,¹²³ V. A. Kramarenko,¹¹³ G. Kramberger,⁹² D. Krasnopevtsev,^{60a} M. W. Krasny,¹³⁵ A. Krasznahorkay,³⁶ J. A. Kremer,¹⁰⁰ J. Kretschmar,⁹¹ K. Kreul,¹⁹ P. Krieger,¹⁶⁷ F. Krieter,¹¹⁴ S. Krishnamurthy,¹⁰³ A. Krishnan,^{61b} M. Krivos,¹⁴² K. Krizka,¹⁸ K. Kroeninger,⁴⁷ H. Kroha,¹¹⁵ J. Kroll,¹⁴⁰ J. Kroll,¹³⁶ K. S. Krowpman,¹⁰⁷ U. Kruchonak,⁸⁰ H. Krüger,²⁴ N. Krumnack,⁷⁹ M. C. Kruse,⁴⁹ J. A. Krzysiak,⁸⁵ A. Kubota,¹⁶⁵ O. Kuchinskaia,¹⁶⁶ S. Kuday,^{4b} D. Kuechler,⁴⁶ J. T. Kuechler,⁴⁶ S. Kuehn,³⁶ T. Kuhl,⁴⁶ V. Kukhtin,⁸⁰ Y. Kulchitsky,^{108,aa} S. Kuleshov,^{146b} Y. P. Kulinich,¹⁷³ M. Kumar,^{33e} M. Kuna,⁵⁸ A. Kupco,¹⁴⁰ T. Kupfer,⁴⁷ O. Kuprash,⁵² H. Kurashige,⁸³ L. L. Kurchaninov,^{168a} Y. A. Kurochkin,¹⁰⁸ A. Kurova,¹¹² M. G. Kurth,^{15a,15d} E. S. Kuwertz,³⁶ M. Kuze,¹⁶⁵ A. K. Kvam,¹⁴⁸ J. Kvita,¹³⁰ T. Kwan,¹⁰⁴ C. Lacasta,¹⁷⁴ F. Lacava,^{73a,73b} D. P. J. Lack,¹⁰¹ H. Lacker,¹⁹ D. Lacour,¹³⁵ E. Ladygin,⁸⁰ R. Lafaye,⁵ B. Laforge,¹³⁵ T. Lagouri,^{146c} S. Lai,⁵³ I. K. Lakomicz,^{84a} J. E. Lambert,¹²⁸ S. Lammers,⁶⁶ W. Lampl,⁷ C. Lampoudis,¹⁶² E. Lançon,²⁹ U. Landgraf,⁵² M. P. J. Landon,⁹³ V. S. Lang,⁵² J. C. Lange,⁵³ R. J. Langenberg,¹⁰³ A. J. Lankford,¹⁷¹ F. Lanni,²⁹ K. Lantzsch,²⁴ A. Lanza,^{71a} A. Lapertosa,^{55b,55a} J. F. Laporte,¹⁴⁴ T. Lari,^{69a} F. Lasagni Manghi,^{23b} M. Lassnig,³⁶ V. Latonova,¹⁴⁰ T. S. Lau,^{63a} A. Laudrain,¹⁰⁰ A. Laurier,³⁴ M. Lavorgna,^{70a,70b} S. D. Lawlor,⁹⁴ M. Lazzaroni,^{69a,69b} B. Le,¹⁰¹ E. Le Guirriec,¹⁰² A. Lebedev,⁷⁹ M. LeBlanc,⁷ T. LeCompte,⁶ F. Ledroit-Guillon,⁵⁸ A. C. A. Lee,⁹⁵ C. A. Lee,²⁹ G. R. Lee,¹⁷ L. Lee,⁵⁹ S. C. Lee,¹⁵⁸ S. Lee,⁷⁹ B. Lefebvre,^{168a} H. P. Lefebvre,⁹⁴ M. Lefebvre,¹⁷⁶ C. Leggett,¹⁸ K. Lehmann,¹⁵² N. Lehmann,²⁰ G. Lehmann Miotto,³⁶ W. A. Leight,⁴⁶ A. Leisos,^{162,bb} M. A. L. Leite,^{81c} C. E. Leitgeb,¹¹⁴ R. Leitner,¹⁴² K. J. C. Leney,⁴² T. Lenz,²⁴ S. Leone,^{72a} C. Leonidopoulos,⁵⁰ A. Leopold,¹³⁵ C. Leroy,¹¹⁰ R. Les,¹⁰⁷ C. G. Lester,³² M. Levchenko,¹³⁷ J. Levêque,⁵ D. Levin,¹⁰⁶ L. J. Levinson,¹⁸⁰ D. J. Lewis,²¹ B. Li,^{15b} B. Li,¹⁰⁶ C-Q. Li,^{60c,60d} F. Li,^{60c} H. Li,^{60a} H. Li,^{60b} J. Li,^{60c} K. Li,¹⁴⁸ L. Li,^{60c} M. Li,^{15a,15d} Q. Y. Li,^{60a} S. Li,^{60d,60c,cc} X. Li,⁴⁶ Y. Li,⁴⁶ Z. Li,^{60b} Z. Li,¹³⁴ Z. Li,¹⁰⁴ Z. Li,⁹¹ Z. Liang,^{15a} M. Liberatore,⁴⁶ B. Liberti,^{74a} K. Lie,^{63c} S. Lim,²⁹ C. Y. Lin,³² K. Lin,¹⁰⁷ R. A. Linck,⁶⁶ R. E. Lindley,⁷ J. H. Lindon,²¹ A. Linss,⁴⁶ A. L. Lioni,⁵⁴ E. Lipeles,¹³⁶ A. Lipniacka,¹⁷ T. M. Liss,^{173,dd} A. Lister,¹⁷⁵ J. D. Little,⁸ B. Liu,⁷⁹ B. X. Liu,¹⁵² H. B. Liu,²⁹ J. B. Liu,^{60a} J. K. K. Liu,³⁷ K. Liu,^{60d,60c} M. Liu,^{60a} M. Y. Liu,^{60a} P. Liu,^{15a} X. Liu,^{60a} Y. Liu,⁴⁶ Y. Liu,^{15a,15d} Y. L. Liu,¹⁰⁶ Y. W. Liu,^{60a} M. Livan,^{71a,71b} A. Lleres,⁵⁸ J. Llorente Merino,¹⁵² S. L. Lloyd,⁹³ C. Y. Lo,^{63b} E. M. Lobodzinska,⁴⁶ P. Loch,⁷ S. Loffredo,^{74a,74b} T. Lohse,¹⁹ K. Lohwasser,¹⁴⁹ M. Lokajicek,¹⁴⁰ J. D. Long,¹⁷³ R. E. Long,⁹⁰ I. Longarini,^{73a,73b} L. Longo,³⁶ R. Longo,¹⁷³ I. Lopez Paz,¹⁰¹ A. Lopez Solis,¹⁴⁹ J. Lorenz,¹¹⁴ N. Lorenzo Martinez,⁵ A. M. Lory,¹¹⁴ A. Lösle,⁵² X. Lou,^{45a,45b} X. Lou,^{15a} A. Lounis,⁶⁵ J. Love,⁶ P. A. Love,⁹⁰ J. J. Lozano Bahilo,¹⁷⁴ M. Lu,^{60a} Y. J. Lu,⁶⁴ H. J. Lubatti,¹⁴⁸ C. Luci,^{73a,73b} F. L. Lucio Alves,^{15c} A. Lucotte,⁵⁸ F. Luehring,⁶⁶ I. Luise,¹⁵⁵ L. Luminari,^{73a} B. Lund-Jensen,¹⁵⁴ N. A. Luongo,¹³¹ M. S. Lutz,¹⁶¹ D. Lynn,²⁹ H. Lyons,⁹¹ R. Lysak,¹⁴⁰ E. Lytken,⁹⁷ F. Lyu,^{15a} V. Lyubushkin,⁸⁰ T. Lyubushkina,⁸⁰ H. Ma,²⁹ L. L. Ma,^{60b} Y. Ma,⁹⁵ D. M. Mac Donell,¹⁷⁶ G. Maccarrone,⁵¹ C. M. Macdonald,¹⁴⁹ J. C. MacDonald,¹⁴⁹ J. Machado Miguens,¹³⁶ R. Madar,³⁸ W. F. Mader,⁴⁸ M. Madugoda Ralalage Don,¹²⁹ N. Madysa,⁴⁸ J. Maeda,⁸³ T. Maeno,²⁹ M. Maerker,⁴⁸ V. Magerl,⁵² N. Magini,⁷⁹ J. Magro,^{67a,67c,ee} D. J. Mahon,³⁹ C. Maidantchik,^{81b} A. Maio,^{139a,139b,139d} K. Maj,^{84a} O. Majersky,^{28a} S. Majewski,¹³¹ Y. Makida,⁸² N. Makovec,⁶⁵ B. Malaescu,¹³⁵ Pa. Malecki,⁸⁵ V. P. Maleev,¹³⁷ F. Malek,⁵⁸ D. Malito,^{41b,41a} U. Mallik,⁷⁸ C. Malone,³² S. Maltezos,¹⁰ S. Malyukov,⁸⁰ J. Mamuzic,¹⁷⁴ G. Mancini,⁵¹ J. P. Mandalia,⁹³ I. Mandić,⁹² L. Manhaes de Andrade Filho,^{81a} I. M. Maniatis,¹⁶² J. Manjarres Ramos,⁴⁸ K. H. Mankinen,⁹⁷ A. Mann,¹¹⁴ A. Manousos,⁷⁷ B. Mansoulie,¹⁴⁴ I. Manthos,¹⁶² S. Manzoni,¹²⁰ A. Marantis,^{162,bb} L. Marchese,¹³⁴ G. Marchiori,¹³⁵ M. Marcisovsky,¹⁴⁰ L. Marcoccia,^{74a,74b} C. Marcon,⁹⁷ M. Marjanovic,¹²⁸ Z. Marshall,¹⁸ M. U. F. Martensson,¹⁷² S. Marti-Garcia,¹⁷⁴ C. B. Martin,¹²⁷ T. A. Martin,¹⁷⁸ V. J. Martin,⁵⁰ B. Martin dit Latour,¹⁷ L. Martinelli,^{75a,75b} M. Martinez,^{14,u} P. Martinez Agullo,¹⁷⁴ V. I. Martinez Outschoorn,¹⁰³ S. Martin-Haugh,¹⁴³ V. S. Martoiu,^{27b} A. C. Martyniuk,⁹⁵ A. Marzin,³⁶ S. R. Maschek,¹¹⁵ L. Masetti,¹⁰⁰ T. Mashimo,¹⁶³ R. Mashinistov,¹¹¹ J. Masik,¹⁰¹ A. L. Maslennikov,^{122b,122a} L. Massa,^{23b} P. Massarotti,^{70a,70b} P. Mastrandrea,^{72a,72b} A. Mastroberardino,^{41b,41a} T. Masubuchi,¹⁶³ D. Matakias,²⁹ T. Mathisen,¹⁷² A. Matic,¹¹⁴ N. Matsuzawa,¹⁶³ P. Mättig,²⁴ J. Maurer,^{27b} B. Maček,⁹² D. A. Maximov,^{122b,122a} R. Mazini,¹⁵⁸ I. Maznas,¹⁶² S. M. Mazza,¹⁴⁵ C. Mc Ginn,²⁹ J. P. Mc Gowan,¹⁰⁴ S. P. Mc Kee,¹⁰⁶ T. G. McCarthy,¹¹⁵ W. P. McCormack,¹⁸ E. F. McDonald,¹⁰⁵ A. E. McDougall,¹²⁰ J. A. Mcfayden,¹⁸ G. Mchedlidze,^{159b} M. A. McKay,⁴² K. D. McLean,¹⁷⁶ S. J. McMahan,¹⁴³ P. C. McNamara,¹⁰⁵ C. J. McNicol,¹⁷⁸ R. A. McPherson,^{176,n} J. E. Mdhluhi,^{33e} Z. A. Meadows,¹⁰³ S. Meehan,³⁶ T. Megy,³⁸ S. Mehlhase,¹¹⁴ A. Mehta,⁹¹ B. Meirose,⁴³ D. Melini,¹⁶⁰ B. R. Mellado Garcia,^{33e} J. D. Mellenthin,⁵³ M. Melo,^{28a} F. Meloni,⁴⁶ A. Melzer,²⁴ E. D. Mendes Gouveia,^{139a,139e} A. M. Mendes Jacques Da Costa,²¹ H. Y. Meng,¹⁶⁷ L. Meng,³⁶ X. T. Meng,¹⁰⁶ S. Menke,¹¹⁵ E. Meoni,^{41b,41a} S. Mergelmeyer,¹⁹ S. A. M. Merkt,¹³⁸ C. Merlassino,¹³⁴ P. Mermod,^{54,a} L. Merola,^{70a,70b} C. Meroni,^{69a} G. Merz,¹⁰⁶ O. Meshkov,^{113,111} J. K. R. Meshreki,¹⁵¹ J. Metcalfe,⁶ A. S. Mete,⁶ C. Meyer,⁶⁶ J-P. Meyer,¹⁴⁴ M. Michetti,¹⁹ R. P. Middleton,¹⁴³ L. Mijović,⁵⁰ G. Mikenberg,¹⁸⁰

M. Mikesstikova,¹⁴⁰ M. Mikuž,⁹² H. Mildner,¹⁴⁹ A. Milic,¹⁶⁷ C. D. Milke,⁴² D. W. Miller,³⁷ L. S. Miller,³⁴ A. Milov,¹⁸⁰ D. A. Milstead,^{45a,45b} A. A. Minaenko,¹²³ I. A. Minashvili,^{159b} L. Mince,⁵⁷ A. I. Mincer,¹²⁵ B. Mindur,^{84a} M. Mineev,⁸⁰ Y. Minegishi,¹⁶³ Y. Mino,⁸⁶ L. M. Mir,¹⁴ M. Mironova,¹³⁴ T. Mitani,¹⁷⁹ J. Mitrevski,¹¹⁴ V. A. Mitsou,¹⁷⁴ M. Mittal,^{60c} O. Miu,¹⁶⁷ A. Miucci,²⁰ P. S. Miyagawa,⁹³ A. Mizukami,⁸² J. U. Mjörnmark,⁹⁷ T. Mkrtychyan,^{61a} M. Mlynarikova,¹²¹ T. Moa,^{45a,45b} S. Mobius,⁵³ K. Mochizuki,¹¹⁰ P. Moder,⁴⁶ P. Mogg,¹¹⁴ S. Mohapatra,³⁹ G. Mokgatitwane,^{33e} R. Moles-Valls,²⁴ B. Mondal,¹⁵¹ S. Mondal,¹⁴¹ K. Mönig,⁴⁶ E. Monnier,¹⁰² A. Montalbano,¹⁵² J. Montejo Berlingen,³⁶ M. Montella,⁹⁵ F. Monticelli,⁸⁹ N. Morange,⁶⁵ A. L. Moreira De Carvalho,^{139a} D. Moreno,^{22a} M. Moreno Llácer,¹⁷⁴ C. Moreno Martinez,¹⁴ P. Morettini,^{55b} M. Morgenstern,¹⁶⁰ S. Morgenstern,⁴⁸ D. Mori,¹⁵² M. Morii,⁵⁹ M. Morinaga,¹⁷⁹ V. Morisbak,¹³³ A. K. Morley,³⁶ G. Mornacchi,³⁶ A. P. Morris,⁹⁵ L. Morvaj,³⁶ P. Moschovakos,³⁶ B. Moser,¹²⁰ M. Mosidze,^{159b} T. Moskalets,¹⁴⁴ P. Moskvitina,¹¹⁹ J. Moss,^{31,ff} E. J. W. Moyses,¹⁰³ S. Muanza,¹⁰² J. Mueller,¹³⁸ R. S. P. Mueller,¹¹⁴ D. Muenstermann,⁹⁰ G. A. Mullier,⁹⁷ J. J. Mullin,¹³⁶ D. P. Mungo,^{69a,69b} J. L. Munoz Martinez,¹⁴ F. J. Munoz Sanchez,¹⁰¹ P. Murin,^{28b} W. J. Murray,^{178,143} A. Murrone,^{69a,69b} J. M. Muse,¹²⁸ M. Muškinja,¹⁸ C. Mwewa,^{33a} A. G. Myagkov,^{123,k} A. A. Myers,¹³⁸ G. Myers,⁶⁶ J. Myers,¹³¹ M. Myska,¹⁴¹ B. P. Nachman,¹⁸ O. Nackenhorst,⁴⁷ A. Nag Nag,⁴⁸ K. Nagai,¹³⁴ K. Nagano,⁸² Y. Nagasaka,⁶² J. L. Nagle,²⁹ E. Nagy,¹⁰² A. M. Nairz,³⁶ Y. Nakahama,¹¹⁷ K. Nakamura,⁸² H. Nanjo,¹³² F. Napolitano,^{61a} R. F. Naranjo Garcia,⁴⁶ R. Narayan,⁴² I. Naryshkin,¹³⁷ M. Naseri,³⁴ T. Naumann,⁴⁶ G. Navarro,^{22a} J. Navarro-Gonzalez,¹⁷⁴ P. Y. Nechaeva,¹¹¹ F. Nechansky,⁴⁶ T. J. Neep,²¹ A. Negri,^{71a,71b} M. Negrini,^{23b} C. Nellist,¹¹⁹ C. Nelson,¹⁰⁴ M. E. Nelson,^{45a,45b} S. Nemecek,¹⁴⁰ M. Nessi,^{36,gg} M. S. Neubauer,¹⁷³ F. Neuhaus,¹⁰⁰ M. Neumann,¹⁸² R. Newhouse,¹⁷⁵ P. R. Newman,²¹ C. W. Ng,¹³⁸ Y. S. Ng,¹⁹ Y. W. Y. Ng,¹⁷¹ B. Ngair,^{35e} H. D. N. Nguyen,¹⁰² T. Nguyen Manh,¹¹⁰ E. Nibigira,³⁸ R. B. Nickerson,¹³⁴ R. Nicolaidou,¹⁴⁴ D. S. Nielsen,⁴⁰ J. Nielsen,¹⁴⁵ M. Niemeyer,⁵³ N. Nikiforou,¹¹ V. Nikolaenko,^{123,k} I. Nikolic-Audit,¹³⁵ K. Nikolopoulos,²¹ P. Nilsson,²⁹ H. R. Nindhito,⁵⁴ A. Nisati,^{73a} N. Nishu,^{60c} R. Nisius,¹¹⁵ I. Nitsche,⁴⁷ T. Nitta,¹⁷⁹ T. Nobe,¹⁶³ D. L. Noel,³² Y. Noguchi,⁸⁶ I. Nomidis,¹³⁵ M. A. Nomura,²⁹ M. Nordberg,³⁶ J. Novak,⁹² T. Novak,⁹² O. Novgorodova,⁴⁸ R. Novotny,¹¹⁸ L. Nozka,¹³⁰ K. Ntekas,¹⁷¹ E. Nurse,⁹⁵ F. G. Oakham,^{34,f} J. Ocariz,¹³⁵ A. Ochi,⁸³ I. Ochoa,^{139a} J. P. Ochoa-Ricoux,^{146a} K. O'Connor,²⁶ S. Oda,⁸⁸ S. Odaka,⁸² S. Oerdek,⁵³ A. Ogrodnik,^{84a} A. Oh,¹⁰¹ C. C. Ohm,¹⁵⁴ H. Oide,¹⁶⁵ R. Oishi,¹⁶³ M. L. Ojeda,¹⁶⁷ H. Okawa,¹⁶⁹ Y. Okazaki,⁸⁶ M. W. O'Keefe,⁹¹ Y. Okumura,¹⁶³ A. Olariu,^{27b} L. F. Oleiro Seabra,^{139a} S. A. Olivares Pino,^{146a} D. Oliveira Damazio,²⁹ J. L. Oliver,¹ M. J. R. Olsson,¹⁷¹ A. Olszewski,⁸⁵ J. Olszowska,⁸⁵ Ö. O. Öncel,²⁴ D. C. O'Neil,¹⁵² A. P. O'Neill,¹³⁴ A. Onofre,^{139a,139e} P. U. E. Onyisi,¹¹ H. Oppen,¹³³ R. G. Oreamuno Madriz,¹²¹ M. J. Oreglia,³⁷ G. E. Orellana,⁸⁹ D. Orestano,^{75a,75b} N. Orlando,¹⁴ R. S. Orr,¹⁶⁷ V. O'Shea,⁵⁷ R. Ospanov,^{60a} G. Otero y Garzon,³⁰ H. Otono,⁸⁸ P. S. Ott,^{61a} G. J. Ottino,¹⁸ M. Ouchrif,^{35d} J. Ouellette,²⁹ F. Ould-Saada,¹³³ A. Ouraou,^{144,a} Q. Ouyang,^{15a} M. Owen,⁵⁷ R. E. Owen,¹⁴³ V. E. Ozcan,^{12c} N. Ozturk,⁸ J. Pacalt,¹³⁰ H. A. Pacey,³² K. Pachal,⁴⁹ A. Pacheco Pages,¹⁴ C. Padilla Aranda,¹⁴ S. Pagan Griso,¹⁸ G. Palacino,⁶⁶ S. Palazzo,⁵⁰ S. Palestini,³⁶ M. Palka,^{84b} P. Palni,^{84a} C. E. Pandini,⁵⁴ J. G. Panduro Vazquez,⁹⁴ P. Pani,⁴⁶ G. Panizzo,^{67a,67c} L. Paolozzi,⁵⁴ C. Papadatos,¹¹⁰ K. Papageorgiou,^{9,f} S. Parajuli,⁴² A. Paramonov,⁶ C. Paraskevopoulos,¹⁰ D. Paredes Hernandez,^{63b} S. R. Paredes Saenz,¹³⁴ B. Parida,¹⁸⁰ T. H. Park,¹⁶⁷ A. J. Parker,³¹ M. A. Parker,³² F. Parodi,^{55b,55a} E. W. Parrish,¹²¹ J. A. Parsons,³⁹ U. Parzefall,⁵² L. Pascual Dominguez,¹³⁵ V. R. Pascuzzi,¹⁸ J. M. P. Pasner,¹⁴⁵ F. Pasquali,¹²⁰ E. Pasqualucci,^{73a} S. Passaggio,^{55b} F. Pastore,⁹⁴ P. Pasuwan,^{45a,45b} S. Pataria,¹⁰⁰ J. R. Pater,¹⁰¹ A. Pathak,^{181,g} J. Patton,⁹¹ T. Pauly,³⁶ J. Pearkes,¹⁵³ M. Pedersen,¹³³ L. Pedraza Diaz,¹¹⁹ R. Pedro,^{139a} T. Peiffer,⁵³ S. V. Peleganchuk,^{122b,122a} O. Penc,¹⁴⁰ C. Peng,^{63b} H. Peng,^{60a} B. S. Peralva,^{81a} M. M. Perego,⁶⁵ A. P. Pereira Peixoto,^{139a} L. Pereira Sanchez,^{45a,45b} D. V. Perepelitsa,²⁹ E. Perez Codina,^{168a} L. Perini,^{69a,69b} H. Pernegger,³⁶ S. Perrella,³⁶ A. Perrevoort,¹²⁰ K. Peters,⁴⁶ R. F. Y. Peters,¹⁰¹ B. A. Petersen,³⁶ T. C. Petersen,⁴⁰ E. Petit,¹⁰² V. Petousis,¹⁴¹ C. Petridou,¹⁶² F. Petrucci,^{75a,75b} M. Pettee,¹⁸³ N. E. Pettersson,¹⁰³ K. Petukhova,¹⁴² A. Peyaud,¹⁴⁴ R. Pezoa,^{146d} L. Pezzotti,^{71a,71b} G. Pezzullo,¹⁸³ T. Pham,¹⁰⁵ P. W. Phillips,¹⁴³ M. W. Phipps,¹⁷³ G. Piacquadio,¹⁵⁵ E. Pianori,¹⁸ A. Picazio,¹⁰³ R. H. Pickles,¹⁰¹ R. Piegai,³⁰ D. Pietreanu,^{27b} J. E. Pilcher,³⁷ A. D. Pilkington,¹⁰¹ M. Pinamonti,^{67a,67c} J. L. Pinfold,³ C. Pitman Donaldson,⁹⁵ M. Pitt,¹⁶¹ L. Pizzimento,^{74a,74b} A. Pizzini,¹²⁰ M.-A. Pleier,²⁹ V. Plesanovs,⁵² V. Pleskot,¹⁴² E. Plotnikova,⁸⁰ P. Podberezko,^{122b,122a} R. Poettgen,⁹⁷ R. Poggi,⁵⁴ L. Poggioli,¹³⁵ I. Pogrebnyak,¹⁰⁷ D. Pohl,²⁴ I. Pokharel,⁵³ G. Polesello,^{71a} A. Poley,^{152,168a} A. Policicchio,^{73a,73b} R. Polifka,¹⁴² A. Polini,^{23b} C. S. Pollard,⁴⁶ V. Polychronakos,²⁹ D. Ponomarenko,¹¹² L. Pontecorvo,³⁶ S. Popa,^{27a} G. A. Popeneciu,^{27d} L. Portales,⁵ D. M. Portillo Quintero,⁵⁸ S. Pospisil,¹⁴¹ P. Postolache,^{27c} K. Potamianos,¹³⁴ I. N. Potrap,⁸⁰ C. J. Potter,³² H. Potti,¹¹ T. Poulsen,⁹⁷ J. Poveda,¹⁷⁴ T. D. Powell,¹⁴⁹ G. Pownall,⁴⁶ M. E. Pozo Astigarraga,³⁶ A. Prades Ibanez,¹⁷⁴ P. Pralavorio,¹⁰² M. M. Prapa,⁴⁴ S. Prell,⁷⁹ D. Price,¹⁰¹ M. Primavera,^{68a} M. L. Proffitt,¹⁴⁸ N. Proklova,¹¹² K. Prokofiev,^{63c} F. Prokoshin,⁸⁰

S. Protopopescu,²⁹ J. Proudfoot,⁶ M. Przybycien,^{84a} D. Pudza,¹³⁷ A. Puri,¹⁷³ P. Puzo,⁶⁵ D. Pyatiizbyantseva,¹¹² J. Qian,¹⁰⁶ Y. Qin,¹⁰¹ A. Quadt,⁵³ M. Queitsch-Maitland,³⁶ G. Rabanal Bolanos,⁵⁹ M. Racko,^{28a} F. Ragusa,^{69a,69b} G. Rahal,⁹⁸ J. A. Raine,⁵⁴ S. Rajagopalan,²⁹ A. Ramirez Morales,⁹³ K. Ran,^{15a,15d} D. F. Rassloff,^{61a} D. M. Rauch,⁴⁶ F. Rauscher,¹¹⁴ S. Rave,¹⁰⁰ B. Ravina,⁵⁷ I. Ravinovitch,¹⁸⁰ M. Raymond,³⁶ A. L. Read,¹³³ N. P. Readioff,¹⁴⁹ M. Reale,^{68a,68b} D. M. Rebuffi,^{71a,71b} G. Redlinger,²⁹ K. Reeves,⁴³ D. Reikher,¹⁶¹ A. Reiss,¹⁰⁰ A. Rej,¹⁵¹ C. Rembser,³⁶ A. Renardi,⁴⁶ M. Renda,^{27b} M. B. Rendel,¹¹⁵ A. G. Rennie,⁵⁷ S. Resconi,^{69a} E. D. Resseguie,¹⁸ S. Rettie,⁹⁵ B. Reynolds,¹²⁷ E. Reynolds,²¹ O. L. Rezanova,^{122b,122a} P. Reznicek,¹⁴² E. Ricci,^{76a,76b} R. Richter,¹¹⁵ S. Richter,⁴⁶ E. Richter-Was,^{84b} M. Ridel,¹³⁵ P. Rieck,¹¹⁵ O. Rifki,⁴⁶ M. Rijssenbeek,¹⁵⁵ A. Rimoldi,^{71a,71b} M. Rimoldi,⁴⁶ L. Rinaldi,^{23b,23a} T. T. Rinn,¹⁷³ G. Ripellino,¹⁵⁴ I. Riu,¹⁴ P. Rivadeneira,⁴⁶ J. C. Rivera Vergara,¹⁷⁶ F. Rizatdinova,¹²⁹ E. Rizvi,⁹³ C. Rizzi,³⁶ S. H. Robertson,^{104,n} M. Robin,⁴⁶ D. Robinson,³² C. M. Robles Gajardo,^{146d} M. Robles Manzano,¹⁰⁰ A. Robson,⁵⁷ A. Rocchi,^{74a,74b} C. Roda,^{72a,72b} S. Rodriguez Bosca,¹⁷⁴ A. Rodriguez Rodriguez,⁵² A. M. Rodríguez Vera,^{168b} S. Roe,³⁶ J. Roggel,¹⁸² O. Røhne,¹³³ R. A. Rojas,^{146d} B. Roland,⁵² C. P. A. Roland,⁶⁶ J. Roloff,²⁹ A. Romaniouk,¹¹² M. Romano,^{23b} N. Rompotis,⁹¹ M. Ronzani,¹²⁵ L. Roos,¹³⁵ S. Rosati,^{73a} G. Rosin,¹⁰³ B. J. Rosser,¹³⁶ E. Rossi,⁴⁶ E. Rossi,^{75a,75b} E. Rossi,^{70a,70b} L. P. Rossi,^{55b} L. Rossini,⁴⁶ R. Rosten,¹⁴ M. Rotaru,^{27b} B. Rottler,⁵² D. Rousseau,⁶⁵ G. Rovelli,^{71a,71b} A. Roy,¹¹ A. Rozanov,¹⁰² Y. Rozen,¹⁶⁰ X. Ruan,^{33e} T. A. Ruggeri,¹ F. Rühr,⁵² A. Ruiz-Martinez,¹⁷⁴ A. Rummler,³⁶ Z. Rurikova,⁵² N. A. Rusakovich,⁸⁰ H. L. Russell,¹⁰⁴ L. Rustige,^{38,47} J. P. Rutherford,⁷ E. M. Rüttinger,¹⁴⁹ M. Rybar,¹⁴² G. Rybkin,⁶⁵ E. B. Rye,¹³³ A. Ryzhov,¹²³ J. A. Sabater Iglesias,⁴⁶ P. Sabatini,¹⁷⁴ L. Sabetta,^{73a,73b} S. Sacerdoti,⁶⁵ H. F-W. Sadrozinski,¹⁴⁵ R. Sadykov,⁸⁰ F. Safai Tehrani,^{73a} B. Safarzadeh Samani,¹⁵⁶ M. Safdari,¹⁵³ P. Saha,¹²¹ S. Saha,¹⁰⁴ M. Sahinsoy,¹¹⁵ A. Sahu,¹⁸² M. Saimpert,³⁶ M. Saito,¹⁶³ T. Saito,¹⁶³ D. Salamani,⁵⁴ G. Salamanna,^{75a,75b} A. Salnikov,¹⁵³ J. Salt,¹⁷⁴ A. Salvador Salas,¹⁴ D. Salvatore,^{41b,41a} F. Salvatore,¹⁵⁶ A. Salzburger,³⁶ D. Sammel,⁵² D. Sampsonidis,¹⁶² D. Sampsonidou,^{60d,60c} J. Sánchez,¹⁷⁴ A. Sanchez Pineda,^{67a,36,67c} H. Sandaker,¹³³ C. O. Sander,⁴⁶ I. G. Sanderswood,⁹⁰ M. Sandhoff,¹⁸² C. Sandoval,^{22b} D. P. C. Sankey,¹⁴³ M. Sannino,^{55b,55a} Y. Sano,¹¹⁷ A. Sansoni,⁵¹ C. Santoni,³⁸ H. Santos,^{139a,139b} S. N. Santpur,¹⁸ A. Santra,¹⁸⁰ K. A. Saoucha,¹⁴⁹ A. Saponov,⁸⁰ J. G. Saraiva,^{139a,139d} J. Sardain,¹³⁵ O. Sasaki,⁸² K. Sato,¹⁶⁹ F. Sauerburger,⁵² E. Sauvan,⁵ P. Savard,^{167,f} R. Sawada,¹⁶³ C. Sawyer,¹⁴³ L. Sawyer,⁹⁶ I. Sayago Galvan,¹⁷⁴ C. Sbarra,^{23b} A. Sbrizzi,^{67a,67c} T. Scanlon,⁹⁵ J. Schaarschmidt,¹⁴⁸ P. Schacht,¹¹⁵ D. Schaefer,³⁷ L. Schaefer,¹³⁶ U. Schäfer,¹⁰⁰ A. C. Schaffer,⁶⁵ D. Schaile,¹¹⁴ R. D. Schamberger,¹⁵⁵ E. Schanet,¹¹⁴ C. Scharf,¹⁹ N. Scharmberg,¹⁰¹ V. A. Schegelsky,¹³⁷ D. Scheirich,¹⁴² F. Schenck,¹⁹ M. Schernau,¹⁷¹ C. Schiavi,^{55b,55a} L. K. Schildgen,²⁴ Z. M. Schillaci,²⁶ E. J. Schioppa,^{68a,68b} M. Schioppa,^{41b,41a} K. E. Schleicher,⁵² S. Schlenker,³⁶ K. R. Schmidt-Sommerfeld,¹¹⁵ K. Schmieden,¹⁰⁰ C. Schmitt,¹⁰⁰ S. Schmitt,⁴⁶ L. Schoeffel,¹⁴⁴ A. Schoening,^{61b} P. G. Scholer,⁵² E. Schopf,¹³⁴ M. Schott,¹⁰⁰ J. F. P. Schouwenberg,¹¹⁹ J. Schovancova,³⁶ S. Schramm,⁵⁴ F. Schroeder,¹⁸² A. Schulte,¹⁰⁰ H-C. Schultz-Coulon,^{61a} M. Schumacher,⁵² B. A. Schumm,¹⁴⁵ Ph. Schune,¹⁴⁴ A. Schwartzman,¹⁵³ T. A. Schwarz,¹⁰⁶ Ph. Schwemling,¹⁴⁴ R. Schwienhorst,¹⁰⁷ A. Sciandra,¹⁴⁵ G. Sciolla,²⁶ F. Scuri,^{72a} F. Scutti,¹⁰⁵ L. M. Scyboz,¹¹⁵ C. D. Sebastiani,⁹¹ K. Sedlaczek,⁴⁷ P. Seema,¹⁹ S. C. Seidel,¹¹⁸ A. Seiden,¹⁴⁵ B. D. Seidlitz,²⁹ T. Seiss,³⁷ C. Seitz,⁴⁶ J. M. Seixas,^{81b} G. Sekhniaidze,^{70a} S. J. Sekula,⁴² N. Semprini-Cesari,^{23b,23a} S. Sen,⁴⁹ C. Serfon,²⁹ L. Serin,⁶⁵ L. Serkin,^{67a,67b} M. Sessa,^{60a} H. Severini,¹²⁸ S. Sevova,¹⁵³ F. Sforza,^{55b,55a} A. Sfyrta,⁵⁴ E. Shabalina,⁵³ J. D. Shahinian,¹³⁶ N. W. Shaikh,^{45a,45b} D. Shaked Renous,¹⁸⁰ L. Y. Shan,^{15a} M. Shapiro,¹⁸ A. Sharma,³⁶ A. S. Sharma,¹ P. B. Shatalov,¹²⁴ K. Shaw,¹⁵⁶ S. M. Shaw,¹⁰¹ M. Shehade,¹⁸⁰ Y. Shen,¹²⁸ A. D. Sherman,²⁵ P. Sherwood,⁹⁵ L. Shi,⁹⁵ C. O. Shimmin,¹⁸³ Y. Shimogama,¹⁷⁹ M. Shimojima,¹¹⁶ J. D. Shinner,⁹⁴ I. P. J. Shipsey,¹³⁴ S. Shirabe,¹⁶⁵ M. Shiyakova,^{80,hh} J. Shlomi,¹⁸⁰ A. Shmeleva,¹¹¹ M. J. Shochet,³⁷ J. Shojaii,¹⁰⁵ D. R. Shope,¹⁵⁴ S. Shrestha,¹²⁷ E. M. Shrif,^{33e} M. J. Shroff,¹⁷⁶ E. Shulga,¹⁸⁰ P. Sicho,¹⁴⁰ A. M. Sickles,¹⁷³ E. Sideras Haddad,^{33e} O. Sidiropoulou,³⁶ A. Sidoti,^{23b} F. Siegert,⁴⁸ Dj. Sijacki,¹⁶ M. Silva Jr.,¹⁸¹ M. V. Silva Oliveira,³⁶ S. B. Silverstein,^{45a} S. Simion,⁶⁵ R. Simoniello,¹⁰⁰ C. J. Simpson-allsoy,²¹ S. Simsek,^{12b} P. Sinervo,¹⁶⁷ V. Sinetckii,¹¹³ S. Singh,¹⁵² S. Sinha,^{33e} M. Sioli,^{23b,23a} I. Siral,¹³¹ S. Yu. Sivoklov,¹¹³ J. Sjölin,^{45a,45b} A. Skaf,⁵³ E. Skorda,⁹⁷ P. Skubic,¹²⁸ M. Slawinska,⁸⁵ K. Sliwa,¹⁷⁰ V. Smakhtin,¹⁸⁰ B. H. Smart,¹⁴³ J. Smiesko,^{28b} N. Smirnov,¹¹² S. Yu. Smirnov,¹¹² Y. Smirnov,¹¹² L. N. Smirnova,^{113,ii} O. Smirnova,⁹⁷ E. A. Smith,³⁷ H. A. Smith,¹³⁴ M. Smizanska,⁹⁰ K. Smolek,¹⁴¹ A. Smykiewicz,⁸⁵ A. A. Snesev,¹¹¹ H. L. Snoek,¹²⁰ I. M. Snyder,¹³¹ S. Snyder,²⁹ R. Sobie,^{176,n} A. Soffer,¹⁶¹ A. Sogaard,⁵⁰ F. Sohns,⁵³ C. A. Solans Sanchez,³⁶ E. Yu. Soldatov,¹¹² U. Soldevila,¹⁷⁴ A. A. Solodkov,¹²³ A. Soloshenko,⁸⁰ O. V. Solovyanov,¹²³ V. Solovyev,¹³⁷ P. Sommer,¹⁴⁹ H. Son,¹⁷⁰ A. Sonay,¹⁴ W. Y. Song,^{168b} A. Sopczak,¹⁴¹ A. L. Sopio,⁹⁵ F. Sopkova,^{28b} S. Sottocornola,^{71a,71b} R. Soualah,^{67a,67c} A. M. Soukharev,^{122b,122a} D. South,⁴⁶ S. Spagnolo,^{68a,68b} M. Spalla,¹¹⁵ M. Spangenberg,¹⁷⁸ F. Spanò,⁹⁴ D. Sperlich,⁵² T. M. Spieker,^{61a} G. Spigo,³⁶ M. Spina,¹⁵⁶ D. P. Spiteri,⁵⁷ M. Spousta,¹⁴² A. Stabile,^{69a,69b} R. Stamen,^{61a} M. Stamenkovic,¹²⁰

A. Stampekiš,²¹ E. Stanecka,⁸⁵ B. Stanislaus,¹³⁴ M. M. Stanitzki,⁴⁶ M. Stankaityte,¹³⁴ B. Stapf,¹²⁰ E. A. Starchenko,¹²³
 G. H. Stark,¹⁴⁵ J. Stark,⁵⁸ P. Staroba,¹⁴⁰ P. Starovoitov,^{61a} S. Stärz,¹⁰⁴ R. Staszewski,⁸⁵ G. Stavropoulos,⁴⁴ M. Stegler,⁴⁶
 P. Steinberg,²⁹ A. L. Steinhebel,¹³¹ B. Stelzer,^{152,168a} H. J. Stelzer,¹³⁸ O. Stelzer-Chilton,^{168a} H. Stenzel,⁵⁶ T. J. Stevenson,¹⁵⁶
 G. A. Stewart,³⁶ M. C. Stockton,³⁶ G. Stoicea,^{27b} M. Stolarski,^{139a} S. Stonjek,¹¹⁵ A. Straessner,⁴⁸ J. Strandberg,¹⁵⁴
 S. Strandberg,^{45a,45b} M. Strauss,¹²⁸ T. Strebler,¹⁰² P. Strizenc,^{28b} R. Ströhmer,¹⁷⁷ D. M. Strom,¹³¹ R. Stroynowski,⁴²
 A. Strubig,^{45a,45b} S. A. Stucci,²⁹ B. Stugu,¹⁷ J. Stupak,¹²⁸ N. A. Styles,⁴⁶ D. Su,¹⁵³ W. Su,^{60d,148,60c} X. Su,^{60a} N. B. Suarez,¹³⁸
 V. V. Sulin,¹¹¹ M. J. Sullivan,⁹¹ D. M. S. Sultan,⁵⁴ S. Sultansoy,^{4c} T. Sumida,⁸⁶ S. Sun,¹⁰⁶ X. Sun,¹⁰¹ C. J. E. Suster,¹⁵⁷
 M. R. Sutton,¹⁵⁶ S. Suzuki,⁸² M. Svatos,¹⁴⁰ M. Swiatlowski,^{168a} S. P. Swift,² T. Swirski,¹⁷⁷ A. Sydorenko,¹⁰⁰ I. Sykora,^{28a}
 M. Sykora,¹⁴² T. Sykora,¹⁴² D. Ta,¹⁰⁰ K. Tackmann,^{46,jj} J. Taenzer,¹⁶¹ A. Taffard,¹⁷¹ R. Tafirout,^{168a} E. Tagiev,¹²³
 R. H. M. Taibah,¹³⁵ R. Takashima,⁸⁷ K. Takeda,⁸³ T. Takeshita,¹⁵⁰ E. P. Takeva,⁵⁰ Y. Takubo,⁸² M. Talby,¹⁰²
 A. A. Talyshev,^{122b,122a} K. C. Tam,^{63b} N. M. Tamir,¹⁶¹ J. Tanaka,¹⁶³ R. Tanaka,⁶⁵ S. Tapia Araya,¹⁷³ S. Tapprogge,¹⁰⁰
 A. Tarek Abouelfadl Mohamed,¹⁰⁷ S. Tarem,¹⁶⁰ K. Tariq,^{60b} G. Tarna,^{27b,kk} G. F. Tartarelli,^{69a} P. Tas,¹⁴² M. Tasevsky,¹⁴⁰
 E. Tassi,^{41b,41a} G. Tateno,¹⁶³ A. Tavares Delgado,^{139a} Y. Tayalati,^{35e} A. J. Taylor,⁵⁰ G. N. Taylor,¹⁰⁵ W. Taylor,^{168b} H. Teagle,⁹¹
 A. S. Tee,⁹⁰ R. Teixeira De Lima,¹⁵³ P. Teixeira-Dias,⁹⁴ H. Ten Kate,³⁶ J. J. Teoh,¹²⁰ K. Terashi,¹⁶³ J. Terron,⁹⁹ S. Terzo,¹⁴
 M. Testa,⁵¹ R. J. Teuscher,^{167,n} N. Themistokleous,⁵⁰ T. Theveneaux-Pelzer,¹⁹ D. W. Thomas,⁹⁴ J. P. Thomas,²¹
 E. A. Thompson,⁴⁶ P. D. Thompson,²¹ E. Thomson,¹³⁶ E. J. Thorpe,⁹³ V. Tikhomirov,^{111,ll} Yu. A. Tikhonov,^{122b,122a}
 S. Timoshenko,¹¹² P. Tipton,¹⁸³ S. Tisserant,¹⁰² K. Todome,^{23b,23a} S. Todorova-Nova,¹⁴² S. Todt,⁴⁸ J. Tojo,⁸⁸ S. Tokár,^{28a}
 K. Tokushuku,⁸² E. Tolley,¹²⁷ R. Tombs,³² K. G. Tomiwa,^{33e} M. Tomoto,^{82,117} L. Tompkins,¹⁵³ P. Tornambe,¹⁰³
 E. Torrence,¹³¹ H. Torres,⁴⁸ E. Torró Pastor,¹⁷⁴ M. Toscani,³⁰ C. Toscirì,¹³⁴ J. Toth,^{102,mmm} D. R. Tovey,¹⁴⁹ A. Traeet,¹⁷
 C. J. Treado,¹²⁵ T. Trefzger,¹⁷⁷ F. Tresoldi,¹⁵⁶ A. Tricoli,²⁹ I. M. Trigger,^{168a} S. Trincaz-Duvoid,¹³⁵ D. A. Trischuk,¹⁷⁵
 W. Trischuk,¹⁶⁷ B. Trocmé,⁵⁸ A. Trofymov,⁶⁵ C. Troncon,^{69a} F. Trovato,¹⁵⁶ L. Truong,^{33c} M. Trzebinski,⁸⁵ A. Trzupek,⁸⁵
 F. Tsai,⁴⁶ P. V. Tsiarshka,^{108,aa} A. Tsirigotis,^{162,bb} V. Tsiskaridze,¹⁵⁵ E. G. Tskhadadze,^{159a} M. Tsopoulou,¹⁶²
 I. I. Tsukerman,¹²⁴ V. Tsulaia,¹⁸ S. Tsuno,⁸² D. Tsybychev,¹⁵⁵ Y. Tu,^{63b} A. Tudorache,^{27b} V. Tudorache,^{27b} A. N. Tuna,³⁶
 S. Turchikhin,⁸⁰ D. Turgeman,¹⁸⁰ I. Turk Cakir,^{4b,nn} R. J. Turner,²¹ R. Turra,^{69a} P. M. Tuts,³⁹ S. Tzamarias,¹⁶² E. Tzovara,¹⁰⁰
 K. Uchida,¹⁶³ F. Ukegawa,¹⁶⁹ G. Unal,³⁶ M. Unal,¹¹ A. Undrus,²⁹ G. Unel,¹⁷¹ F. C. Ungaro,¹⁰⁵ Y. Unno,⁸² K. Uno,¹⁶³
 J. Urban,^{28b} P. Urquijo,¹⁰⁵ G. Usai,⁸ Z. Uysal,^{12d} V. Vacek,¹⁴¹ B. Vachon,¹⁰⁴ K. O. H. Vadla,¹³³ T. Vafeiadis,³⁶ A. Vaidya,⁹⁵
 C. Valderanis,¹¹⁴ E. Valdes Santurio,^{45a,45b} M. Valente,^{168a} S. Valentinetti,^{23b,23a} A. Valero,¹⁷⁴ L. Valéry,⁴⁶ R. A. Vallance,²¹
 A. Vallier,³⁶ J. A. Valls Ferrer,¹⁷⁴ T. R. Van Daalen,¹⁴ P. Van Gemmeren,⁶ S. Van Stroud,⁹⁵ I. Van Vulpen,¹²⁰
 M. Vanadia,^{74a,74b} W. Vandelli,³⁶ M. Vandenbroucke,¹⁴⁴ E. R. Vandewall,¹²⁹ D. Vannicola,^{73a,73b} R. Vari,^{73a} E. W. Varnes,⁷
 C. Varni,^{55b,55a} T. Varol,¹⁵⁸ D. Varouchas,⁶⁵ K. E. Varvell,¹⁵⁷ M. E. Vasile,^{27b} G. A. Vasquez,¹⁷⁶ F. Vazeille,³⁸
 D. Vazquez Furelos,¹⁴ T. Vazquez Schroeder,³⁶ J. Veatch,⁵³ V. Vecchio,¹⁰¹ M. J. Veen,¹²⁰ L. M. Veloce,¹⁶⁷ F. Veloso,^{139a,139c}
 S. Veneziano,^{73a} A. Ventura,^{68a,68b} A. Verbytskyi,¹¹⁵ V. Vercesi,^{71a} M. Verducci,^{72a,72b} C. M. Vergel Infante,⁷⁹ C. Vergis,²⁴
 W. Verkerke,¹²⁰ A. T. Vermeulen,¹²⁰ J. C. Vermeulen,¹²⁰ C. Vernieri,¹⁵³ P. J. Verschuuren,⁹⁴ M. C. Vetterli,^{152,f}
 N. Viaux Maira,^{146d} T. Vickey,¹⁴⁹ O. E. Vickey Boeriu,¹⁴⁹ G. H. A. Viehhauser,¹³⁴ L. Vigani,^{61b} M. Villa,^{23b,23a}
 M. Villaplana Perez,¹⁷⁴ E. M. Villhauer,⁵⁰ E. Vilucchi,⁵¹ M. G. Vincter,³⁴ G. S. Virdee,²¹ A. Vishwakarma,⁵⁰ C. Vittori,^{23b,23a}
 I. Vivarelli,¹⁵⁶ M. Vogel,¹⁸² P. Vokac,¹⁴¹ J. Von Ahnen,⁴⁶ S. E. von Buddenbrock,^{33e} E. Von Toerne,²⁴ V. Vorobel,¹⁴²
 K. Vorobev,¹¹² M. Vos,¹⁷⁴ J. H. Vosseveld,⁹¹ M. Vozak,¹⁰¹ N. Vranjes,¹⁶ M. Vranjes Milosavljevic,¹⁶ V. Vrba,^{141,a}
 M. Vreeswijk,¹²⁰ N. K. Vu,¹⁰² R. Vuillemet,³⁶ I. Vukotic,³⁷ S. Wada,¹⁶⁹ P. Wagner,²⁴ W. Wagner,¹⁸² J. Wagner-Kuhr,¹¹⁴
 S. Wahdan,¹⁸² H. Wahlberg,⁸⁹ R. Wakasa,¹⁶⁹ V. M. Walbrecht,¹¹⁵ J. Walder,¹⁴³ R. Walker,¹¹⁴ S. D. Walker,⁹⁴
 W. Walkowiak,¹⁵¹ V. Wallangen,^{45a,45b} A. M. Wang,⁵⁹ A. Z. Wang,¹⁸¹ C. Wang,^{60a} C. Wang,^{60c} H. Wang,¹⁸ H. Wang,³
 J. Wang,^{63a} P. Wang,⁴² R.-J. Wang,¹⁰⁰ R. Wang,^{60a} R. Wang,¹²¹ S. M. Wang,¹⁵⁸ S. Wang,^{60b} T. Wang,^{60a} W. T. Wang,^{60a}
 W. X. Wang,^{60a} Y. Wang,^{60a} Z. Wang,¹⁰⁶ C. Wanotayaraj,⁴⁶ A. Warburton,¹⁰⁴ C. P. Ward,³² R. J. Ward,²¹ N. Warrack,⁵⁷
 A. T. Watson,²¹ M. F. Watson,²¹ G. Watts,¹⁴⁸ B. M. Waugh,⁹⁵ A. F. Webb,¹¹ C. Weber,²⁹ M. S. Weber,²⁰ S. A. Weber,³⁴
 S. M. Weber,^{61a} Y. Wei,¹³⁴ A. R. Weidberg,¹³⁴ J. Weingarten,⁴⁷ M. Weirich,¹⁰⁰ C. Weiser,⁵² P. S. Wells,³⁶ T. Wenaus,²⁹
 B. Wendland,⁴⁷ T. Wengler,³⁶ S. Wenig,³⁶ N. Wermes,²⁴ M. Wessels,^{61a} T. D. Weston,²⁰ K. Whalen,¹³¹ A. M. Wharton,⁹⁰
 A. S. White,¹⁰⁶ A. White,⁸ M. J. White,¹ D. Whiteson,¹⁷¹ B. W. Whitmore,⁹⁰ W. Wiedenmann,¹⁸¹ C. Wiel,⁴⁸ M. WIELERS,¹⁴³
 N. Wieseotte,¹⁰⁰ C. Wiglesworth,⁴⁰ L. A. M. Wiik-Fuchs,⁵² H. G. Wilkens,³⁶ L. J. Wilkins,⁹⁴ D. M. Williams,³⁹
 H. H. Williams,¹³⁶ S. Williams,³² S. Willocq,¹⁰³ P. J. Windischhofer,¹³⁴ I. Wingerter-Seez,⁵ E. Winkels,¹⁵⁶ F. Winklmeier,¹³¹
 B. T. Winter,⁵² M. Wittgen,¹⁵³ M. Wobisch,⁹⁶ A. Wolf,¹⁰⁰ R. Wölker,¹³⁴ J. Wollrath,⁵² M. W. Wolter,⁸⁵ H. Wolters,^{139a,139c}

V. W. S. Wong,¹⁷⁵ A. F. Wongel,⁴⁶ N. L. Woods,¹⁴⁵ S. D. Worm,⁴⁶ B. K. Wosiek,⁸⁵ K. W. Woźniak,⁸⁵ K. Wraight,⁵⁷ S. L. Wu,¹⁸¹ X. Wu,⁵⁴ Y. Wu,^{60a} J. Wuerzinger,¹³⁴ T. R. Wyatt,¹⁰¹ B. M. Wynne,⁵⁰ S. Xella,⁴⁰ J. Xiang,^{63c} X. Xiao,¹⁰⁶ X. Xie,^{60a} I. Xiolidis,¹⁵⁶ D. Xu,^{15a} H. Xu,^{60a} H. Xu,^{60a} L. Xu,²⁹ R. Xu,¹³⁶ T. Xu,^{60a} W. Xu,¹⁰⁶ Y. Xu,^{15b} Z. Xu,^{60b} Z. Xu,¹⁵³ B. Yabsley,¹⁵⁷ S. Yacoob,^{33a} D. P. Yallup,⁹⁵ N. Yamaguchi,⁸⁸ Y. Yamaguchi,¹⁶⁵ A. Yamamoto,⁸² M. Yamatani,¹⁶³ H. Yamauchi,¹⁶⁹ T. Yamazaki,¹⁸ Y. Yamazaki,⁸³ J. Yan,^{60c} Z. Yan,²⁵ H. J. Yang,^{60c,60d} H. T. Yang,¹⁸ S. Yang,^{60a} T. Yang,^{63c} X. Yang,^{60a} X. Yang,^{15a,58} Y. Yang,¹⁶³ Z. Yang,^{106,60a} W-M. Yao,¹⁸ Y. C. Yap,⁴⁶ H. Ye,^{15c} J. Ye,⁴² S. Ye,²⁹ I. Yeletsikh,⁸⁰ M. R. Yexley,⁹⁰ P. Yin,³⁹ K. Yorita,¹⁷⁹ K. Yoshihara,⁷⁹ C. J. S. Young,³⁶ C. Young,¹⁵³ R. Yuan,^{60b,oo} X. Yue,^{61a} M. Zaazoua,^{35e} B. Zabinski,⁸⁵ G. Zacharis,¹⁰ E. Zaffaroni,⁵⁴ A. M. Zaitsev,^{123,k} T. Zakareishvili,^{159b} N. Zakharchuk,³⁴ S. Zambito,³⁶ D. Zanzi,⁵² S. V. Zeißner,⁴⁷ C. Zeitnitz,¹⁸² G. Zemaityte,¹³⁴ J. C. Zeng,¹⁷³ O. Zenin,¹²³ T. Ženiš,^{28a} S. Zenz,⁹³ S. Zerradi,^{35a} D. Zerwas,⁶⁵ M. Zgubič,¹³⁴ B. Zhang,^{15c} D. F. Zhang,^{15b} G. Zhang,^{15b} J. Zhang,⁶ K. Zhang,^{15a} L. Zhang,^{15c} L. Zhang,^{60a} M. Zhang,¹⁷³ R. Zhang,¹⁸¹ S. Zhang,¹⁰⁶ X. Zhang,^{60c} X. Zhang,^{60b} Y. Zhang,^{15a,15d} Z. Zhang,⁶⁵ P. Zhao,⁴⁹ Y. Zhao,¹⁴⁵ Z. Zhao,^{60a} A. Zhemchugov,⁸⁰ Z. Zheng,¹⁰⁶ D. Zhong,¹⁷³ B. Zhou,¹⁰⁶ C. Zhou,¹⁸¹ H. Zhou,⁷ M. Zhou,¹⁵⁵ N. Zhou,^{60c} Y. Zhou,⁷ C. G. Zhu,^{60b} C. Zhu,^{15a,15d} H. L. Zhu,^{60a} H. Zhu,^{15a} J. Zhu,¹⁰⁶ Y. Zhu,^{60a} X. Zhuang,^{15a} K. Zhukov,¹¹¹ V. Zhulanov,^{122b,122a} D. Zieminska,⁶⁶ N. I. Zimine,⁸⁰ S. Zimmermann,^{52,a} Z. Zinonos,¹¹⁵ M. Ziolkowski,¹⁵¹ L. Živković,¹⁶ G. Zobernig,¹⁸¹ A. Zoccoli,^{23b,23a} K. Zoch,⁵³ T. G. Zorbas,¹⁴⁹ R. Zou,³⁷ and L. Zwalinski³⁶

(ATLAS Collaboration)

¹*Department of Physics, University of Adelaide, Adelaide, Australia*

²*Physics Department, SUNY Albany, Albany New York, USA*

³*Department of Physics, University of Alberta, Edmonton, Alberta, Canada*

^{4a}*Department of Physics, Ankara University, Ankara, Turkey*

^{4b}*Istanbul Aydin University, Application and Research Center for Advanced Studies, Istanbul, Turkey*

^{4c}*Division of Physics, TOBB University of Economics and Technology, Ankara, Turkey*

⁵*LAPP, Univ. Savoie Mont Blanc, CNRS/IN2P3, Annecy, France*

⁶*High Energy Physics Division, Argonne National Laboratory, Argonne, Illinois, USA*

⁷*Department of Physics, University of Arizona, Tucson, Arizona, USA*

⁸*Department of Physics, University of Texas at Arlington, Arlington, Texas, USA*

⁹*Physics Department, National and Kapodistrian University of Athens, Athens, Greece*

¹⁰*Physics Department, National Technical University of Athens, Zografou, Greece*

¹¹*Department of Physics, University of Texas at Austin, Austin, Texas, USA*

^{12a}*Bahcesehir University, Faculty of Engineering and Natural Sciences, Istanbul, Turkey*

^{12b}*Istanbul Bilgi University, Faculty of Engineering and Natural Sciences, Istanbul, Turkey*

^{12c}*Department of Physics, Bogazici University, Istanbul, Turkey*

^{12d}*Department of Physics Engineering, Gaziantep University, Gaziantep, Turkey*

¹³*Institute of Physics, Azerbaijan Academy of Sciences, Baku, Azerbaijan*

¹⁴*Institut de Física d'Altes Energies (IFAE), Barcelona Institute of Science and Technology, Barcelona, Spain*

^{15a}*Institute of High Energy Physics, Chinese Academy of Sciences, Beijing, China*

^{15b}*Physics Department, Tsinghua University, Beijing, China*

^{15c}*Department of Physics, Nanjing University, Nanjing, China*

^{15d}*University of Chinese Academy of Science (UCAS), Beijing, China*

¹⁶*Institute of Physics, University of Belgrade, Belgrade, Serbia*

¹⁷*Department for Physics and Technology, University of Bergen, Bergen, Norway*

¹⁸*Physics Division, Lawrence Berkeley National Laboratory and University of California, Berkeley, California, USA*

¹⁹*Institut für Physik, Humboldt Universität zu Berlin, Berlin, Germany*

²⁰*Albert Einstein Center for Fundamental Physics and Laboratory for High Energy Physics, University of Bern, Bern, Switzerland*

²¹*School of Physics and Astronomy, University of Birmingham, Birmingham, United Kingdom*

^{22a}*Facultad de Ciencias y Centro de Investigaciones, Universidad Antonio Nariño, Bogotá, Colombia*

^{22b}*Departamento de Física, Universidad Nacional de Colombia, Bogotá, Colombia*

^{23a}*Dipartimento di Fisica e Astronomia A. Righi, Università di Bologna, Bologna, Italy*

^{23b}*INFN Sezione di Bologna, Italy*

²⁴*Physikalisches Institut, Universität Bonn, Bonn, Germany*

²⁵*Department of Physics, Boston University, Boston, Massachusetts, USA*

- ²⁶*Department of Physics, Brandeis University, Waltham, Massachusetts, USA*
- ^{27a}*Transilvania University of Brasov, Brasov, Romania*
- ^{27b}*Horia Hulubei National Institute of Physics and Nuclear Engineering, Bucharest, Romania*
- ^{27c}*Department of Physics, Alexandru Ioan Cuza University of Iasi, Iasi, Romania*
- ^{27d}*National Institute for Research and Development of Isotopic and Molecular Technologies, Physics Department, Cluj-Napoca, Romania*
- ^{27e}*University Politehnica Bucharest, Bucharest, Romania*
- ^{27f}*West University in Timisoara, Timisoara, Romania*
- ^{28a}*Faculty of Mathematics, Physics and Informatics, Comenius University, Bratislava, Slovak Republic*
- ^{28b}*Department of Subnuclear Physics, Institute of Experimental Physics of the Slovak Academy of Sciences, Kosice, Slovak Republic*
- ²⁹*Physics Department, Brookhaven National Laboratory, Upton, New York, USA*
- ³⁰*Universidad de Buenos Aires, Facultad de Ciencias Exactas y Naturales, Departamento de Física, y CONICET, Instituto de Física de Buenos Aires (IFIBA), Buenos Aires, Argentina*
- ³¹*California State University, Long Beach, California, USA*
- ³²*Cavendish Laboratory, University of Cambridge, Cambridge, United Kingdom*
- ^{33a}*Department of Physics, University of Cape Town, Cape Town, South Africa*
- ^{33b}*iThemba Labs, Western Cape, South Africa*
- ^{33c}*Department of Mechanical Engineering Science, University of Johannesburg, Johannesburg, South Africa*
- ^{33d}*University of South Africa, Department of Physics, Pretoria, South Africa*
- ^{33e}*School of Physics, University of the Witwatersrand, Johannesburg, South Africa*
- ³⁴*Department of Physics, Carleton University, Ottawa, Ontario, Canada*
- ^{35a}*Faculté des Sciences Ain Chock, Réseau Universitaire de Physique des Hautes Energies—Université Hassan II, Casablanca, Morocco*
- ^{35b}*Faculté des Sciences, Université Ibn-Tofail, Kénitra, Morocco*
- ^{35c}*Faculté des Sciences Semlalia, Université Cadi Ayyad, LPHEA-Marrakech, Morocco*
- ^{35d}*LPMR, Faculté des Sciences, Université Mohamed Premier, Oujda, Morocco*
- ^{35e}*Faculté des sciences, Université Mohammed V, Rabat, Morocco*
- ³⁶*CERN, Geneva, Switzerland*
- ³⁷*Enrico Fermi Institute, University of Chicago, Chicago, Illinois, USA*
- ³⁸*LPC, Université Clermont Auvergne, CNRS/IN2P3, Clermont-Ferrand, France*
- ³⁹*Nevis Laboratory, Columbia University, Irvington, New York, USA*
- ⁴⁰*Niels Bohr Institute, University of Copenhagen, Copenhagen, Denmark*
- ^{41a}*Dipartimento di Fisica, Università della Calabria, Rende, Italy*
- ^{41b}*INFN Gruppo Collegato di Cosenza, Laboratori Nazionali di Frascati, Italy*
- ⁴²*Physics Department, Southern Methodist University, Dallas, Texas, USA*
- ⁴³*Physics Department, University of Texas at Dallas, Richardson, Texas, USA*
- ⁴⁴*National Centre for Scientific Research “Demokritos”, Agia Paraskevi, Greece*
- ^{45a}*Department of Physics, Stockholm University, Stockholm, Sweden*
- ^{45b}*Oskar Klein Centre, Stockholm, Sweden*
- ⁴⁶*Deutsches Elektronen-Synchrotron DESY, Hamburg and Zeuthen, Germany*
- ⁴⁷*Fakultät Physik, Technische Universität Dortmund, Dortmund, Germany*
- ⁴⁸*Institut für Kern- und Teilchenphysik, Technische Universität Dresden, Dresden, Germany*
- ⁴⁹*Department of Physics, Duke University, Durham, North Carolina, USA*
- ⁵⁰*SUPA—School of Physics and Astronomy, University of Edinburgh, Edinburgh, United Kingdom*
- ⁵¹*INFN e Laboratori Nazionali di Frascati, Frascati, Italy*
- ⁵²*Physikalisches Institut, Albert-Ludwigs-Universität Freiburg, Freiburg, Germany*
- ⁵³*II. Physikalisches Institut, Georg-August-Universität Göttingen, Göttingen, Germany*
- ⁵⁴*Département de Physique Nucléaire et Corpusculaire, Université de Genève, Genève, Switzerland*
- ^{55a}*Dipartimento di Fisica, Università di Genova, Genova, Italy*
- ^{55b}*INFN Sezione di Genova, Italy*
- ⁵⁶*II. Physikalisches Institut, Justus-Liebig-Universität Giessen, Giessen, Germany*
- ⁵⁷*SUPA—School of Physics and Astronomy, University of Glasgow, Glasgow, United Kingdom*
- ⁵⁸*LPSC, Université Grenoble Alpes, CNRS/IN2P3, Grenoble INP, Grenoble, France*
- ⁵⁹*Laboratory for Particle Physics and Cosmology, Harvard University, Cambridge, Massachusetts, USA*
- ^{60a}*Department of Modern Physics and State Key Laboratory of Particle Detection and Electronics, University of Science and Technology of China, Hefei, China*
- ^{60b}*Institute of Frontier and Interdisciplinary Science and Key Laboratory of Particle Physics and Particle Irradiation (MOE), Shandong University, Qingdao, China*

- ^{60c}*School of Physics and Astronomy, Shanghai Jiao Tong University, Key Laboratory for Particle Astrophysics and Cosmology (MOE), SKLPPC, Shanghai, China*
^{60d}*Tsung-Dao Lee Institute, Shanghai, China*
- ^{61a}*Kirchhoff-Institut für Physik, Ruprecht-Karls-Universität Heidelberg, Heidelberg, Germany*
^{61b}*Physikalisches Institut, Ruprecht-Karls-Universität Heidelberg, Heidelberg, Germany*
- ⁶²*Faculty of Applied Information Science, Hiroshima Institute of Technology, Hiroshima, Japan*
- ^{63a}*Department of Physics, Chinese University of Hong Kong, Shatin, N.T., Hong Kong, China*
^{63b}*Department of Physics, University of Hong Kong, Hong Kong, China*
- ^{63c}*Department of Physics and Institute for Advanced Study, Hong Kong University of Science and Technology, Clear Water Bay, Kowloon, Hong Kong, China*
- ⁶⁴*Department of Physics, National Tsing Hua University, Hsinchu, Taiwan*
- ⁶⁵*IJCLab, Université Paris-Saclay, CNRS/IN2P3, 91405, Orsay, France*
- ⁶⁶*Department of Physics, Indiana University, Bloomington, Indiana, USA*
^{67a}*INFN Gruppo Collegato di Udine, Sezione di Trieste, Udine, Italy*
^{67b}*ICTP, Trieste, Italy*
- ^{67c}*Dipartimento Politecnico di Ingegneria e Architettura, Università di Udine, Udine, Italy*
^{68a}*INFN Sezione di Lecce, Italy*
- ^{68b}*Dipartimento di Matematica e Fisica, Università del Salento, Lecce, Italy*
^{69a}*INFN Sezione di Milano, Italy*
^{69b}*Dipartimento di Fisica, Università di Milano, Milano, Italy*
^{70a}*INFN Sezione di Napoli, Italy*
^{70b}*Dipartimento di Fisica, Università di Napoli, Napoli, Italy*
^{71a}*INFN Sezione di Pavia, Italy*
^{71b}*Dipartimento di Fisica, Università di Pavia, Pavia, Italy*
^{72a}*INFN Sezione di Pisa, Italy*
^{72b}*Dipartimento di Fisica E. Fermi, Università di Pisa, Pisa, Italy*
^{73a}*INFN Sezione di Roma, Italy*
- ^{73b}*Dipartimento di Fisica, Sapienza Università di Roma, Roma, Italy*
^{74a}*INFN Sezione di Roma Tor Vergata, Italy*
- ^{74b}*Dipartimento di Fisica, Università di Roma Tor Vergata, Roma, Italy*
^{75a}*INFN Sezione di Roma Tre, Italy*
- ^{75b}*Dipartimento di Matematica e Fisica, Università Roma Tre, Roma, Italy*
^{76a}*INFN-TIFPA, Italy*
^{76b}*Università degli Studi di Trento, Trento, Italy*
- ⁷⁷*Institut für Astro- und Teilchenphysik, Leopold-Franzens-Universität, Innsbruck, Austria*
⁷⁸*University of Iowa, Iowa City, Iowa, USA*
- ⁷⁹*Department of Physics and Astronomy, Iowa State University, Ames, Iowa, USA*
- ⁸⁰*Joint Institute for Nuclear Research, Dubna, Russia*
- ^{81a}*Departamento de Engenharia Elétrica, Universidade Federal de Juiz de Fora (UFJF), Juiz de Fora, Brazil*
^{81b}*Universidade Federal do Rio De Janeiro COPPE/EE/IF, Rio de Janeiro, Brazil*
^{81c}*Instituto de Física, Universidade de São Paulo, São Paulo, Brazil*
- ⁸²*KEK, High Energy Accelerator Research Organization, Tsukuba, Japan*
⁸³*Graduate School of Science, Kobe University, Kobe, Japan*
- ^{84a}*AGH University of Science and Technology, Faculty of Physics and Applied Computer Science, Krakow, Poland*
^{84b}*Marian Smoluchowski Institute of Physics, Jagiellonian University, Krakow, Poland*
⁸⁵*Institute of Nuclear Physics Polish Academy of Sciences, Krakow, Poland*
⁸⁶*Faculty of Science, Kyoto University, Kyoto, Japan*
⁸⁷*Kyoto University of Education, Kyoto, Japan*
- ⁸⁸*Research Center for Advanced Particle Physics and Department of Physics, Kyushu University, Fukuoka, Japan*
- ⁸⁹*Instituto de Física La Plata, Universidad Nacional de La Plata and CONICET, La Plata, Argentina*
⁹⁰*Physics Department, Lancaster University, Lancaster, United Kingdom*
⁹¹*Oliver Lodge Laboratory, University of Liverpool, Liverpool, United Kingdom*
- ⁹²*Department of Experimental Particle Physics, Jožef Stefan Institute and Department of Physics, University of Ljubljana, Ljubljana, Slovenia*
- ⁹³*School of Physics and Astronomy, Queen Mary University of London, London, United Kingdom*
⁹⁴*Department of Physics, Royal Holloway University of London, Egham, United Kingdom*
⁹⁵*Department of Physics and Astronomy, University College London, London, United Kingdom*

- ⁹⁶Louisiana Tech University, Ruston, Louisiana, USA
- ⁹⁷Fysiska institutionen, Lunds universitet, Lund, Sweden
- ⁹⁸Centre de Calcul de l'Institut National de Physique Nucléaire et de Physique des Particules (IN2P3), Villeurbanne, France
- ⁹⁹Departamento de Física Teórica C-15 and CIAFF, Universidad Autónoma de Madrid, Madrid, Spain
- ¹⁰⁰Institut für Physik, Universität Mainz, Mainz, Germany
- ¹⁰¹School of Physics and Astronomy, University of Manchester, Manchester, United Kingdom
- ¹⁰²CPPM, Aix-Marseille Université, CNRS/IN2P3, Marseille, France
- ¹⁰³Department of Physics, University of Massachusetts, Amherst, Massachusetts, USA
- ¹⁰⁴Department of Physics, McGill University, Montreal, Québec, Canada
- ¹⁰⁵School of Physics, University of Melbourne, Victoria, Australia
- ¹⁰⁶Department of Physics, University of Michigan, Ann Arbor, Michigan, USA
- ¹⁰⁷Department of Physics and Astronomy, Michigan State University, East Lansing, Michigan, USA
- ¹⁰⁸B.I. Stepanov Institute of Physics, National Academy of Sciences of Belarus, Minsk, Belarus
- ¹⁰⁹Research Institute for Nuclear Problems of Byelorussian State University, Minsk, Belarus
- ¹¹⁰Group of Particle Physics, University of Montreal, Montreal, Québec, Canada
- ¹¹¹P.N. Lebedev Physical Institute of the Russian Academy of Sciences, Moscow, Russia
- ¹¹²National Research Nuclear University MEPhI, Moscow, Russia
- ¹¹³D.V. Skobeltsyn Institute of Nuclear Physics, M.V. Lomonosov Moscow State University, Moscow, Russia
- ¹¹⁴Fakultät für Physik, Ludwig-Maximilians-Universität München, München, Germany
- ¹¹⁵Max-Planck-Institut für Physik (Werner-Heisenberg-Institut), München, Germany
- ¹¹⁶Nagasaki Institute of Applied Science, Nagasaki, Japan
- ¹¹⁷Graduate School of Science and Kobayashi-Maskawa Institute, Nagoya University, Nagoya, Japan
- ¹¹⁸Department of Physics and Astronomy, University of New Mexico, Albuquerque, New Mexico, USA
- ¹¹⁹Institute for Mathematics, Astrophysics and Particle Physics, Radboud University/Nikhef, Nijmegen, Netherlands
- ¹²⁰Nikhef National Institute for Subatomic Physics and University of Amsterdam, Amsterdam, Netherlands
- ¹²¹Department of Physics, Northern Illinois University, DeKalb, Illinois, USA
- ^{122a}Budker Institute of Nuclear Physics and NSU, SB RAS, Novosibirsk, Russia
- ^{122b}Novosibirsk State University Novosibirsk, Russia
- ¹²³Institute for High Energy Physics of the National Research Centre Kurchatov Institute, Protvino, Russia
- ¹²⁴Institute for Theoretical and Experimental Physics named by A.I. Alikhanov of National Research Centre “Kurchatov Institute”, Moscow, Russia
- ¹²⁵Department of Physics, New York University, New York, New York, USA
- ¹²⁶Ochanomizu University, Otsuka, Bunkyo-ku, Tokyo, Japan
- ¹²⁷Ohio State University, Columbus, Ohio, USA
- ¹²⁸Homer L. Dodge Department of Physics and Astronomy, University of Oklahoma, Norman, Oklahoma, USA
- ¹²⁹Department of Physics, Oklahoma State University, Stillwater, Oklahoma, USA
- ¹³⁰Palacký University, Joint Laboratory of Optics, Olomouc, Czech Republic
- ¹³¹Institute for Fundamental Science, University of Oregon, Eugene, Oregon, USA
- ¹³²Graduate School of Science, Osaka University, Osaka, Japan
- ¹³³Department of Physics, University of Oslo, Oslo, Norway
- ¹³⁴Department of Physics, Oxford University, Oxford, United Kingdom
- ¹³⁵LPNHE, Sorbonne Université, Université Paris Cité, CNRS/IN2P3, Paris, France
- ¹³⁶Department of Physics, University of Pennsylvania, Philadelphia, Pennsylvania, USA
- ¹³⁷Konstantinov Nuclear Physics Institute of National Research Centre “Kurchatov Institute”, PNPI, St. Petersburg, Russia
- ¹³⁸Department of Physics and Astronomy, University of Pittsburgh, Pittsburgh, Pennsylvania, USA
- ^{139a}Laboratório de Instrumentação e Física Experimental de Partículas—LIP, Lisboa, Portugal
- ^{139b}Departamento de Física, Faculdade de Ciências, Universidade de Lisboa, Lisboa, Portugal
- ^{139c}Departamento de Física, Universidade de Coimbra, Coimbra, Portugal
- ^{139d}Centro de Física Nuclear da Universidade de Lisboa, Lisboa, Portugal
- ^{139e}Departamento de Física, Universidade do Minho, Braga, Portugal
- ^{139f}Departamento de Física Teórica y del Cosmos, Universidad de Granada, Granada (Spain)
- ^{139g}Dep Física and CEFITEC of Faculdade de Ciências e Tecnologia, Universidade Nova de Lisboa, Caparica, Portugal
- ^{139h}Instituto Superior Técnico, Universidade de Lisboa, Lisboa, Portugal
- ¹⁴⁰Institute of Physics of the Czech Academy of Sciences, Prague, Czech Republic

- ¹⁴¹*Czech Technical University in Prague, Prague, Czech Republic*
- ¹⁴²*Charles University, Faculty of Mathematics and Physics, Prague, Czech Republic*
- ¹⁴³*Particle Physics Department, Rutherford Appleton Laboratory, Didcot, United Kingdom*
- ¹⁴⁴*IRFU, CEA, Université Paris-Saclay, Gif-sur-Yvette, France*
- ¹⁴⁵*Santa Cruz Institute for Particle Physics, University of California Santa Cruz, Santa Cruz, California, USA*
- ^{146a}*Departamento de Física, Pontificia Universidad Católica de Chile, Santiago, Chile*
- ^{146b}*Universidad Andres Bello, Department of Physics, Santiago, Chile*
- ^{146c}*Instituto de Alta Investigación, Universidad de Tarapacá, Arica, Chile*
- ^{146d}*Departamento de Física, Universidad Técnica Federico Santa María, Valparaíso, Chile*
- ¹⁴⁷*Universidade Federal de São João del Rei (UFSJ), São João del Rei, Brazil*
- ¹⁴⁸*Department of Physics, University of Washington, Seattle, Washington State, USA*
- ¹⁴⁹*Department of Physics and Astronomy, University of Sheffield, Sheffield, United Kingdom*
- ¹⁵⁰*Department of Physics, Shinshu University, Nagano, Japan*
- ¹⁵¹*Department Physik, Universität Siegen, Siegen, Germany*
- ¹⁵²*Department of Physics, Simon Fraser University, Burnaby, British Columbia, Canada*
- ¹⁵³*SLAC National Accelerator Laboratory, Stanford, California, USA*
- ¹⁵⁴*Department of Physics, Royal Institute of Technology, Stockholm, Sweden*
- ¹⁵⁵*Departments of Physics and Astronomy, Stony Brook University, Stony Brook, New York, USA*
- ¹⁵⁶*Department of Physics and Astronomy, University of Sussex, Brighton, United Kingdom*
- ¹⁵⁷*School of Physics, University of Sydney, Sydney, Australia*
- ¹⁵⁸*Institute of Physics, Academia Sinica, Taipei, Taiwan*
- ^{159a}*E. Andronikashvili Institute of Physics, Iv. Javakhishvili Tbilisi State University, Tbilisi, Georgia*
- ^{159b}*High Energy Physics Institute, Tbilisi State University, Tbilisi, Georgia*
- ¹⁶⁰*Department of Physics, Technion, Israel Institute of Technology, Haifa, Israel*
- ¹⁶¹*Raymond and Beverly Sackler School of Physics and Astronomy, Tel Aviv University, Tel Aviv, Israel*
- ¹⁶²*Department of Physics, Aristotle University of Thessaloniki, Thessaloniki, Greece*
- ¹⁶³*International Center for Elementary Particle Physics and Department of Physics, University of Tokyo, Tokyo, Japan*
- ¹⁶⁴*Graduate School of Science and Technology, Tokyo Metropolitan University, Tokyo, Japan*
- ¹⁶⁵*Department of Physics, Tokyo Institute of Technology, Tokyo, Japan*
- ¹⁶⁶*Tomsk State University, Tomsk, Russia*
- ¹⁶⁷*Department of Physics, University of Toronto, Toronto, Ontario, Canada*
- ^{168a}*TRIUMF, Vancouver, British Columbia, Canada*
- ^{168b}*Department of Physics and Astronomy, York University, Toronto, Ontario, Canada*
- ¹⁶⁹*Division of Physics and Tomonaga Center for the History of the Universe, Faculty of Pure and Applied Sciences, University of Tsukuba, Tsukuba, Japan*
- ¹⁷⁰*Department of Physics and Astronomy, Tufts University, Medford, Massachusetts, USA*
- ¹⁷¹*Department of Physics and Astronomy, University of California Irvine, Irvine, California, USA*
- ¹⁷²*Department of Physics and Astronomy, University of Uppsala, Uppsala, Sweden*
- ¹⁷³*Department of Physics, University of Illinois, Urbana, Illinois, USA*
- ¹⁷⁴*Instituto de Física Corpuscular (IFIC), Centro Mixto Universidad de Valencia—CSIC, Valencia, Spain*
- ¹⁷⁵*Department of Physics, University of British Columbia, Vancouver, British Columbia, Canada*
- ¹⁷⁶*Department of Physics and Astronomy, University of Victoria, Victoria, British Columbia, Canada*
- ¹⁷⁷*Fakultät für Physik und Astronomie, Julius-Maximilians-Universität Würzburg, Würzburg, Germany*
- ¹⁷⁸*Department of Physics, University of Warwick, Coventry, United Kingdom*
- ¹⁷⁹*Waseda University, Tokyo, Japan*
- ¹⁸⁰*Department of Particle Physics and Astrophysics, Weizmann Institute of Science, Rehovot, Israel*
- ¹⁸¹*Department of Physics, University of Wisconsin, Madison, Wisconsin, USA*
- ¹⁸²*Fakultät für Mathematik und Naturwissenschaften, Fachgruppe Physik, Bergische Universität Wuppertal, Wuppertal, Germany*
- ¹⁸³*Department of Physics, Yale University, New Haven, Connecticut, USA*

^aDeceased.^bAlso at Department of Physics, King's College London, London, United Kingdom.^cAlso at Istanbul University, Dept. of Physics, Istanbul, Turkey.^dAlso at Instituto de Física Teórica, IFT-UAM/CSIC, Madrid, Spain.^eAlso at Institute of Physics, Azerbaijan Academy of Sciences, Baku, Azerbaijan.^fAlso at TRIUMF, Vancouver, British Columbia, Canada.^gAlso at Department of Physics and Astronomy, University of Louisville, Louisville, Kentucky, USA.

- ^hAlso at Physics Department, An-Najah National University, Nablus, Palestine.
- ⁱAlso at Department of Physics, University of Fribourg, Fribourg, Switzerland.
- ^jAlso at Departament de Física de la Universitat Autònoma de Barcelona, Barcelona, Spain.
- ^kAlso at Moscow Institute of Physics and Technology State University, Dolgoprudny, Russia.
- ^lAlso at Department of Physics, Ben Gurion University of the Negev, Beer Sheva, Israel.
- ^mAlso at Università di Napoli Parthenope, Napoli, Italy.
- ⁿAlso at Institute of Particle Physics (IPP), Canada.
- ^oAlso at Department of Physics, St. Petersburg State Polytechnical University, St. Petersburg, Russia.
- ^pAlso at Borough of Manhattan Community College, City University of New York, New York, New York, USA.
- ^qAlso at Department of Physics, California State University, Fresno, USA.
- ^rAlso at Department of Financial and Management Engineering, University of the Aegean, Chios, Greece.
- ^sAlso at Centro Studi e Ricerche Enrico Fermi, Italy.
- ^tAlso at Department of Physics, California State University, East Bay, USA.
- ^uAlso at Institutio Catalana de Recerca i Estudis Avancats, ICREA, Barcelona, Spain.
- ^vAlso at Graduate School of Science, Osaka University, Osaka, Japan.
- ^wAlso at Physikalisches Institut, Albert-Ludwigs-Universität Freiburg, Freiburg, Germany.
- ^xAlso at University of Chinese Academy of Sciences (UCAS), Beijing, China.
- ^yAlso at Institute of Theoretical Physics, Ilia State University, Tbilisi, Georgia.
- ^zAlso at CERN, Geneva, Switzerland.
- ^{aa}Also at Joint Institute for Nuclear Research, Dubna, Russia.
- ^{bb}Also at Hellenic Open University, Patras, Greece.
- ^{cc}Also at Center for High Energy Physics, Peking University, China.
- ^{dd}Also at The City College of New York, New York, New York, USA.
- ^{ee}Also at Dipartimento di Matematica, Informatica e Fisica, Università di Udine, Udine, Italy.
- ^{ff}Also at Department of Physics, California State University, Sacramento, California, USA.
- ^{gg}Also at Département de Physique Nucléaire et Corpusculaire, Université de Genève, Genève, Switzerland.
- ^{hh}Also at Institute for Nuclear Research and Nuclear Energy (INRNE) of the Bulgarian Academy of Sciences, Sofia, Bulgaria.
- ⁱⁱAlso at Faculty of Physics, M.V. Lomonosov Moscow State University, Moscow, Russia.
- ^{jj}Also at Institut für Experimentalphysik, Universität Hamburg, Hamburg, Germany.
- ^{kk}Also at CPPM, Aix-Marseille Université, CNRS/IN2P3, Marseille, France.
- ^{ll}Also at National Research Nuclear University MEPhI, Moscow, Russia.
- ^{mm}Also at Institute for Particle and Nuclear Physics, Wigner Research Centre for Physics, Budapest, Hungary.
- ⁿⁿAlso at Giresun University, Faculty of Engineering, Giresun, Turkey.
- ^{oo}Also at Department of Physics and Astronomy, Michigan State University, East Lansing, Michigan, USA.