

The Effect of Pod Storage on Chemical and Microbiological Characteristics of Organic and Non-organic Balinese Cacao Pulps

Christina Mumpuni Erawati^{1*}, Ruth Chrisnasari¹, and Peeyush Soni²

¹Department of Biotechnology, Faculty of Technobiology, University of Surabaya, Jl. Raya Kalirungkut, Surabaya, 60294, East Java, Indonesia

²Department of Agricultural and Food Engineering, Indian Institute of Technology Kharagpur, 721302 Kharagpur, West Bengal, India

Abstract. The purpose of this study was to determine the effect of Organic and Non-Organic Balinese Cacao (*Theobroma cacao* L.) storage duration on chemical and microbiological levels in order to know the exact storage period to get a good substrate for fermentation. This research is the first step in preparing Specialty Cocoa. Chemical parameters such as reducing sugar, total sugar, protein content, moisture content, and pH along the pod storage were determined in this study. The ideal substrate condition for cocoa fermentation was suggested on the 4th d, in which the pulp contained total sugar of 12.5 % and moisture content of 86 %. Meanwhile, the statistical analysis was done to test whether the duration of pod storage has a significant effect on the presence of bacteria related to fermentation. The test showed that the duration of pod storage did not have a significant effect on either lactic acid bacteria or acetic acid bacteria content (P value > 0.05). Nevertheless, the research found that lactic acid bacteria content was up to 1.9 log CFU mL⁻¹ and acetic acid bacteria content was up to 2.72 log CFU mL⁻¹ during the 5 d of pod storage.

Keywords: Fermentation, moisture, storage, sugar, *Theobroma cacao* L.

1 Introduction

Currently, the market of chocolate industry in developed countries continues to grow, especially in the market segment known as specialty cocoa or Fine and Flavor Cocoa (FFC) [1]. In order to produce FFC, it requires good cocoa handling at the farm level because its precursor compounds are formed especially during fermentation which is usually carried out at the farm level in the country of origin. Although some studies have been carried out on dry seeds such as activation of flavor precursors [2, 3] and starter culture formulations [4–6], it can still be seen that many efforts need to be made and are still constrained. Even the flavor modification of dried cocoa beans is not necessary if the natural fermentation process is carried out properly.

* Corresponding author: christina_erawati@staff.ubaya.ac.id

Indonesia is the third-largest cocoa producer in the world. The seven largest cocoa-producing countries in the world today are Ivory Coast, Ghana, Indonesia, Nigeria, Brazil, Ecuador, and Malaysia. Indonesia contributes around 8 % to 17 % of world production [7]. Therefore, research support needs to be carried out from various parties to maintain the continuity of cacao (*Theobroma cacao* L.) cultivation in Indonesia and the sustainability of cocoa raw materials from Indonesia.

The focus of the attention to the quality of cocoa in the country of origin should be the fermentation stage, and the fermentation process needs a proper preparation or a pre-conditioning stage. This preconditioning includes storage of cocoa pods, pre-drying, and reduction of cocoa pulp [8–10]. This research was initial research and focused on the storage stage of cocoa pods and the use of pectinase and Ca²⁺ enzymes during fermentation. It was hoped that after this research was carried out, there would be one standard method to prepare the fermentation process, especially the desired composition of cocoa pulp including what parameters must be controlled and a solution to be found so that the fermentation takes place properly and it can produce quality dry cocoa beans.

Several parameters of cocoa quality based on SNI 2323.2008 concerning cocoa beans are only related to the number of beans, moisture content, fat content, and total microbial pollutants. Several organoleptic parameters such as cocoa beans that are not acidic, less bitter, not as spicy, and have a distinctive taste are usually required in the specialty cocoa market. The research that has been conducted by [11–14] stated that increasing the time of cocoa pods storage days, can reduce bitter and sour taste although the polyphenol compounds are also reduced. However, [1] in his review stated that detailed research is needed in terms of reducing the protein and sugar content of cocoa pulp to reduce the sour and bitter taste. This study aimed to determine the effect of cocoa pod storage time on the total sugar content of cocoa pulp before fermentation to determine the effect of cocoa pod storage time on protein content in cocoa pulp before fermentation. The urgencies of this study were the increasing trend of the chocolate product market on demand for the best and the distinctive taste of cocoa as its raw material has prompted research support from various groups to get the best cocoa by performing good fermentation. However, in order to carry out good fermentation, it was necessary to prepare an ideal substrate beforehand. The conditioning of cocoa pulp as a substrate and raw material for fermentation was obtained from preconditioning fermentation of cocoa, one of which was determining the length of time for the fermentation. This research was the beginning of further research in an effort to produce the best-fermented cocoa from various sources in Indonesia that have different conditions for cocoa pods.

2 Methods

The research was conducted in two stages, namely testing the time of cocoa pods storage and testing the addition of pectinase and Ca²⁺ during fermentation of cocoa beans. This article reported the first step which is an analysis of cocoa pod storage time in a farm. The organic and non-organic cocoa pods were obtained from cocoa plantations in Bali. Cocoa pods were opened according to the day of observation, every day from 0 d to 5 d. The pulp was manually separated from the beans by rubbing the beans (with adhering pulp) between fingers and squeezing the pulp into a clean sample bag. The pulp was then stored at -200 °C prior to analyses.

Determination of reducing sugar content in a sample can be determined using a DNS reagent or dinitro salicylic acid / 3,5-dinitrosalicylic acid. DNS acts as an oxidizer and in alkaline conditions, it will react by reducing sugars to form 3-amino-5-nitrosalicylic acid [15]. DNS standard solutions are made using glucose dissolved in distilled water with a

concentration of 1 000 mg kg⁻¹ and diluted to 200 mg kg⁻¹, 400 mg kg⁻¹, 600 mg kg⁻¹, and 800 mg kg⁻¹ [15].

Total sugar standard solution is made using sucrose which is dissolved in distilled water with a concentration of 100 mg kg⁻¹ and diluted to 20 mg kg⁻¹, 40 mg kg⁻¹, 60 mg kg⁻¹, and 80 mg kg⁻¹. 1 mL of the sample was put in a test tube and 1 mL of phenol acid reagent was added and shaken until homogeneous. After that, 5 mL of concentrated sulfuric acid was added to the mixture. The mixture was then shaken until homogeneous and left for 10 min. After leaving, the mixture was placed in a water bath at a temperature of 25 °C to 30 °C for 15 min. The absorbance of the sample was measured at a wavelength of 488 nm [16].

The next step was testing the water content [17], measuring the weight of a sample of fresh cocoa pulp (W1), drying them in the oven with a temperature of 102 °C until it reached the weight constant (W2). Then the percentage of water content was calculated [18, 19].

The measurement of protein content used Kjeldahl Method (SNI-01-2782-1990). The stages of protein analysis using the Kjeldahl method included digestion, distillation, and titration [18, 19]. The destruction aimed to release the element N from the protein which was converted into ammonium sulfate. In the distillation stage, the ammonium sulfate was converted into ammonia which was captured by the standard acid solution excess. The remaining acid which did not react with ammonia was titrated so that the amount of ammonia from the N protein sample could be determined..

Microbiological Testing. The ability of the cocoa pulp medium to support microorganisms is very important for the fermentation process to run well. To see the ability of the medium to grow yeast, a PDA with the addition of chloramphenicol, Lactic Acid Bacteria (LAB) with MRSA media, Acetic Acid Bacteria (BAA) with NA media can be used [20].

Data Processing Techniques. After obtaining the results of the analysis of each test material, an analysis of the effect of time cacao pods⁻¹ was analyzed on the total sugar content, protein content, and amount of yeast, LAB, and BAA using statistical analysis of variance (one way ANOVA) followed by Tukey's comparison to test if H1 was accepted. The independent variables for the ANOVA test were storage time of cacao pods⁻¹ (P0, P1, P2, P3, P4, P5). The dependent variables for the ANOVA test were the total sugar content, protein content, and amount of yeast.

3 Result and discussions

3.1 Reducing sugar

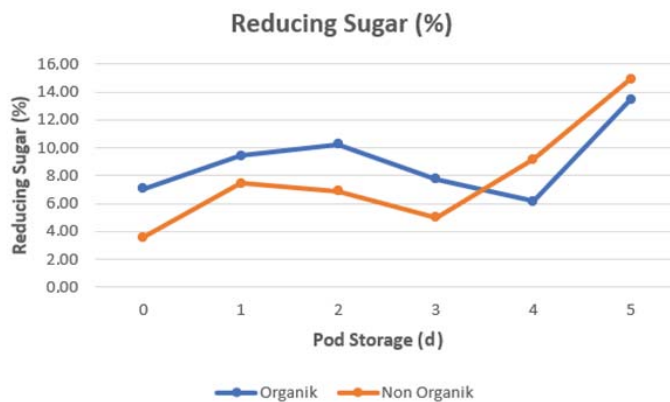


Fig. 1. Effect of pod storage (d) on reducing sugar content

The statistical test results of reducing sugar data showed that the pod storage time had a significant effect on reducing sugar levels (P value < 0.05), which means the longer the pod storage time, the higher the tendency of reducing sugar levels. The results of statistical tests showed that the variation of pod storage time had an interaction with the reducing sugar content of cocoa pulp (P value > 0.05).

In [14], the reduced sugar content of cocoa that has been stored for 10 d decreased from 7.5 % to 4.8 %, slightly different from the results of the observations in this study that only decreased the reducing sugar levels after 1 d and 2 d of storage. This reduction in reducing sugar levels is caused by the existing reducing sugars being converted into energy for physiological processes and metabolic activities that are present in the cocoa pods. Sampling for the next fermentation test was taken from the 4th d storage sample because it had the lowest value, namely 6.14 %. The adequate sugar content can reduce the level of a sour taste in dry cocoa beans, and speed up the fermentation time [1].

3.2 Total sugar

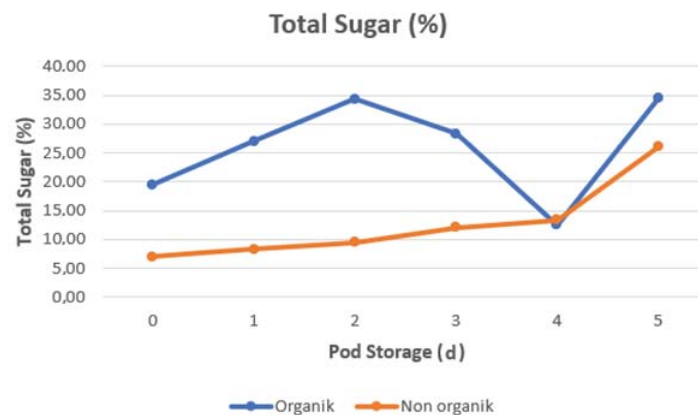


Fig. 2. Effect of pod storage (d) on total sugar

The statistical test results from the total sugar data showed that the cacao did not have a significant effect on the total sugar content (P value > 0.05).

Total sugar data shows that the total sugar content was quite high in the organic cocoa pulp so the highest value was 34.4 % after the 2nd d of storage and reached the lowest level after the 4th d of storage to reach 12.5 %. This is influenced by the physiological activity of the pulp breaking down into simpler compounds. The published result stated that cocoa pulp contains 80 % to 90 % water, 10 % to 13 % sugar, 1 % pectin, so sampling to carry out the next fermentation process can be carried out on organic cocoa pulp after the 4th d of storage, based on this data (total sugar 12.5 %).

3.3 Water content

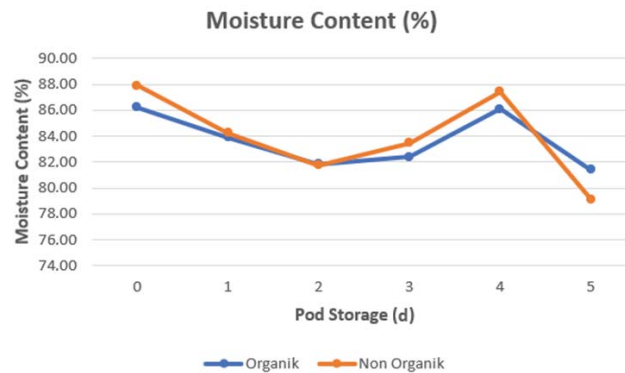


Fig. 3. Effect of pod storage on moisture content

The published result stated that cocoa pulp contains 80 % to 90 % water and this research shows that it contains 79 % to 86 % it seems that the post-harvest respiration and transpiration processes at this point produce the highest moisture content.

Taking samples for the next fermentation process is better done at 4 d of storage because after the 4th d of storage, the water content tends to decrease. Low water content provides unfavorable conditions for microbial activity during fermentation.

3.4 pH

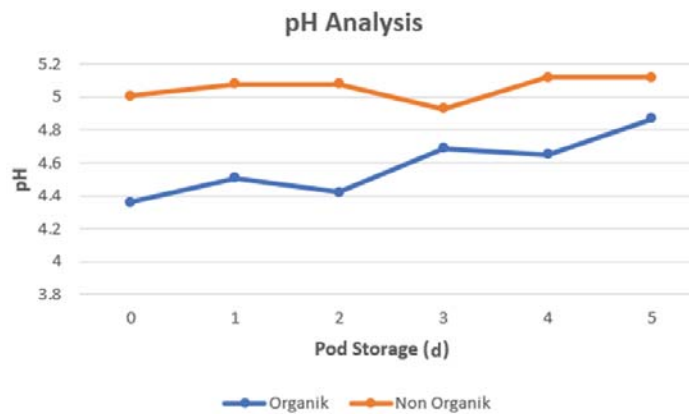


Fig. 4. Effect of pod storage (d) on pH

The results of statistical tests from pH data show that the storage time has a significant effect on the pH value (P value < 0.05). From the pH observation data, it can be seen that organic cocoa pulp is lower than non-organic cocoa pulp and increases with increasing pod storage days. The pH of several other cocoa varieties outside Indonesia ranges from pH 3 to pH 3.5 so the pH of Balinese cocoa is relatively higher than cocoa in other countries. The pH conditions play a role in good fermentation conditions, so pod storage until the 4 d can still be used because after 4 d of storage the organic cocoa pulp has increased.

3.5 Protein

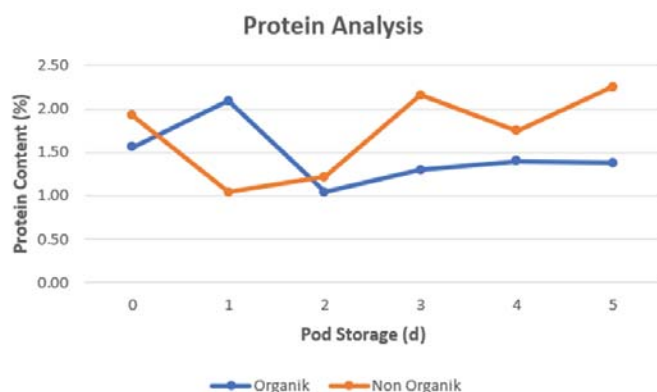


Fig. 5. Effect of pod storage on protein content

From the protein observation data, it can be seen that the protein content ranges from 1.04 % to 2.25 %, which is relatively small compared to some data on the protein content of other cocoa varieties, which is around 10 % to 24 %. Data on protein content in organic and inorganic cocoa pulp were statistically significant ($P < 0.05$).

3.6 Microbiology test

Production of acids in the pulp is important in cacao fermentation as these acids are diffused into the beans and subsequently induce the important reactions leading to well-fermented cocoa beans. Acid production in the fermentation stage is influenced by the existence of lactic acid bacteria and acetic acid bacteria in the fermentation stage. However, the aim of this research was to get a proper preparation (pre-conditioning stage) before fermentation, not yet focused on the number of those bacteria. Thus, the statistical analysis was done to test whether the duration of pod storage has a significant effect on the presence or absence of those bacteria. The statistical test showed that the duration of pod storage had a significant effect on neither lactic acid bacteria nor acetic acid bacteria content (P value > 0.05). Nevertheless, the research found that lactic acid bacteria content was up to $1.9 \log \text{CFU mL}^{-1}$ and acetic acid bacteria content was up to $2.72 \log \text{CFU mL}^{-1}$.

Table 1. Microbiological result

Pod Storage (d)	Lactic Acid Bacteria ($\log \text{CFU mL}^{-1}$)		Acetic Acid Bacteria ($\log \text{CFU mL}^{-1}$)	
	Organic	Non-organic	Organic	Non-organic
0	0.00	0.00	1.29	1.30
1	0.00	1.90	2.72	2.50
2	0.00	1.30	0.00	2.34
3	0.00	1.45	1.00	1.00
4	1.30	1.45	2.07	1.75

4 Conclusions

The next step of the research will be using organic cocoa pods from Bali with a pod storage time of 4th d. Observations will be conducted on the fermentation process with the addition of pectinase and Ca^{2+} . The final result of the fermentation process will not only be tested


according to the provisions of SNI 2323–2008 but also be tested with international standard flavor and taste by trained panelists from Puslitkoka Jember, East Java, Indonesia.

This research was funding by Hibah Internal of Surabaya University, East Java, Indonesia with agreement letter number 050/SP/Lit/LPPM-01/FTB/XII/2019. The authors thank the Surabaya University, East Java, Indonesia, and declare no conflict of interest.

References

1. M.S. Munoz, J.R. Cortina, F.E. Vaillant, S.E. Parra. *Crit. Rev. Food Sci. Nutr.* **60**,10:1593–1613(2019).
https://scholar.google.co.id/scholar?hl=id&as_sdt=0%2C5&q=An+Overview+of+the+physical+and+biochemical+transformation+of+cocoa+seeds+to+beans+and+to+chocolate%3A+Flavor+formation&btnG=
2. R. Nazaruiddin, L.K. Seng, O. Hassan, M. Said. *Ind. Crop Prod.* **24**,1:87–94(2006).
<https://doi.org/10.1016/j.indcrop.2006.03.013>
3. M. Apriyanto, S. Sutardi, S. Supriyanto, E. Harmayanti. *Formulasi biji kakao kering menggunakan *Sacharomyces cereviceae*, *Lactobacillus lactic*, dan *Acetobacter aceti** [Dried cocoa beans formulation using *Sacharomyces cereviceae*, *Lactobacillus lactic*, and *Acetobacter aceti*]. *Agritech.* **37**,3:302–311(2017). [in Bahasa Indonesia].
<https://doi.org/10.22146/agritech.17113>
4. M. Crafac, H. Keul, C.E. Eskildsen, M.A. Peterson, S. Saerens, A. Blennow et al., *Food Res. Int.* **63**:306–316(2014). <https://doi.org/10.1016/j.foodres.2014.04.032>
5. V.C. de Melo Pereira, M.G. da Cruz Pedroso Miguel, C.L. Ramos, R.F. Schwan. *Appl. Environ. Microbiol.* **78**,15:5395–5405(2012). <http://dx.doi.org/10.1128/AEM.01144-12>
6. Lefeber, T.Z. Papalexandraton, W. Gobert, N. Camu, L. de Vuyst. *Food Microbiol.* **30**,2:379–392(2012). <https://doi.org/10.1016/j.fm.2011.12.021>
7. ICCO. *Fine on flavor cocoa* [Online] from <http://www.icco.org/about-cocoa/fine-or-flavor-coco-html> (2017). [Accesed on January 15th 2018].
8. J.E. Kongor, M. Hinneh, D. Van de Walle, E.O. Afoakwa, P. Boeckx, K. Dewettinck, *Food Res. Int.* **82**:44–52(2016). <https://doi.org/10.1016/j.foodres.2016.01.012>
9. E.O. Afoakwa, A. Peterson, M. Fowler, A. Ryan. *Crit. Rev. Food Sci. Nutr.* **48**,9:840–857(2008). <https://doi.org/10.1080/10408390701719272>
10. R.F. Schwan, A.E. Wheals. *Crit. Rev. Food Sci. Nutr.* **44**,4:205–221(2004).
<https://doi.org/10.1080/10408690490464104>
11. L. De Vuyst, S. Weckx. *J. Appl. Microbiol.* **121**,1:5–17(2016).
<https://doi.org/10.1111/jam.13045>
12. R.F. Schwan, G.H. Fleet, *Cocoa and coffee fermentation* [Online] from <https://www.routledge.com/Cocoa-and-Coffee-Fermentations/Schwan-Fleet/p/book/9781439847916> (2014). [Accesed January 15, 2018].
13. R. Saltini, R. Akkerman, S. Frosch. *Food Control.* **29**,1:167–187(2013).
<https://doi.org/10.1016/j.foodcont.2012.05.054>
14. E.O. Afoakwa, J.E. Kongor, J. Takrama, A.S. Budu. *Int. Food Res. J.* **20**,4:1843–1853(2013).
https://scholar.google.co.id/scholar?hl=id&as_sdt=0%2C5&q=Changes+in+nib+acidification+and+biochemical+composition+during+fermentation+of+preconditioned+cocoa+%28Theobromine+cacao%29+beans.&btnG=
15. M.S. Rojas, F. Chejne, H. Ciro, J. Montoya. *J. Food Process Eng.* **43**,6: ID: 216295316 (2020) <https://doi.org/10.1111/jfpe.13400>
16. S.S. Nielsen (ed.). *Food Analysis Laboratory Manual*. 2nd ed. USA: Purdue University (2010). p. 1–50.

- https://books.google.co.id/books?id=i5TdyXBiwRsC&printsec=frontcover&dq=Nielsen,+S.+S.++Food+Analysis+Laboratory+Manual.+USA:+Purdue+University&hl=en&sa=X&ved=2ahUKEwiH_urs8ubuAhVBfX0KHcLDCgsQ6AEwAXoECAYQAg#v=onepage&q&f=false
17. R. Hayati, Yusmanizar, Mustafiril, H. Fauzi. *Kajian fermentasi dan suhu pengeringan pada mutu kakao (Theobroma cacao L.)* [Study of fermentation and drying temperature in cacao quality (*Theobroma cacao L.*)]. JTEP. **26**,2:129–135(2012). [in Bahasa Indonesia].
<https://doi.org/10.19028/jtep.026.2.25p> or
https://scholar.google.co.id/scholar?hl=id&as_sdt=0%2C5&q=Kajian+Fermentasi+dan+Suhu+Pengerinan+pada+Mutu+Kakao+%28Theobroma+cacao+L.%29&btnG=
 18. R.Tonda, L. Zalizar, W. Widodo, R.H. Setyobudi, D. Hermawan, D. Damat, E.D. Purbajanti, et al., *Jordan J. Biol. Sci.*, 15, 5: 879–886 (2022)
<https://doi.org/10.54319/jjbs/150517>
 19. R.H. Setyobudi, S.K. Wahono, P.G. Adinurani, A. Wahyudi, W. Widodo, M. Mel, et al., *MATEC Web Conf.*, 133, 01039 : 1–13 (2018)
<https://doi.org/10.1051/mateconf/201816401039>
 20. A. Wahyudi, D. Pamungkas, L. Hendraningsih, and Z.V. Gaile, *Proc. Pak. Acad. Sci.: B*, 54, 1: 41–45 (2021) <https://ppaspk.org/index.php/PPAS-B/article/view/374>



2024



PROCEEDINGS

OF THE 10th INTERNATIONAL CONFERENCE ON NATURAL RESOURCES AND LIFE SCIENCES

10th INTERNATIONAL CONFERENCE ON NATURAL RESOURCES AND LIFE SCIENCES

INDONESIA

[All issues](#) ▶ [Volume 374 \(2023\)](#)

[◀ Previous issue](#)

[Table of Contents](#)

[Next issue ▶](#)

[Free Access](#) to the whole issue

E3S Web of Conferences

Volume 374 (2023)

The 3rd International Conference on Natural Resources and Life Sciences (NRLS) 2020

Virtual, September 23-24, 2020

R.H. Setyobudi, A. Yaro, I. Zekker, M. Zahoor and T. Turkadze (Eds.)

Export the citation of the selected articles [Export](#)

[Select all](#)

[Open Access](#)

About the conference

Published online: 21 March 2023

PDF (1.66 MB)

[Open Access](#)

Statement of Peer review

Published online: 21 March 2023

PDF (216 KB)



Open Access

By using this website, you agree that EDP Sciences may store web audience measurement

OK

The Taste of Arabica Coffee in Several Altitude and Shading Condition 00001

Adriani Saurinda Asiana Siahaan, Erwin Masrul Harahap, Chairani Hanum, Abubakar Karim and Zane Vinceviča-Gaile

Published online: 21 March 2023

DOI: <https://doi.org/10.1051/e3sconf/202337400001>

PDF (1.910 MB) | [References](#) | [NASA ADS Abstract Service](#)



Open Access

Study of Biodiversity in Submontana of Kamojang Nature Reserve, West Java, Indonesia 00002

Afrisal Isfan Abdillah, Silva Eka Putra Utama and Nguyen Van Minh

Published online: 21 March 2023

DOI: <https://doi.org/10.1051/e3sconf/202337400002>

PDF (3.913 MB) | [References](#) | [NASA ADS Abstract Service](#)



Open Access

Improving the Capability of Corn Processing into Tortillas by Family Welfare Programme, In Gedong, Ngadirojo, Wonogiri Regency, Central Java, Indonesia 00003

Afriyanti Afriyanti, Novian Wely Asmoro, Retno Widyastuti, Catur Budi Handayani, Ira Liana Sari, Rahayu Relawati and Peeyush Soni

Published online: 21 March 2023

DOI: <https://doi.org/10.1051/e3sconf/202337400003>

PDF (5.133 MB) | [References](#) | [NASA ADS Abstract Service](#)



Open Access

The Awareness of Intellectual Property Rights (IPRs) Regimes on Small and Medium Enterprises (SMEs) of Agricultural Products Processing at Malang Area, East Java Province, Indonesia 00004

Aris Winaya, Maftuchah Maftuchah, Sofyan Arif, Leila Neimane and Ida Ekawati

Published online: 21 March 2023

DOI: <https://doi.org/10.1051/e3sconf/202337400004>

PDF (4.153 MB) | [References](#) | [NASA ADS Abstract Service](#)



Open Access

Buyer Decisions on Hydroponic Vegetable Products 00005

Asgami Putri, Jabal Tarik Ibrahim, Adi Sutanto, Syafrani Syafrani, Bambang Yudi Ariadi, Istis Baroh, Rahayu Relawati, Juris Burlakovs, Erni Hawayanti, Sri Utami Lestari et al. (6 more)

Published online: 21 March 2023

Open Access

Utilization of Green Tea Extract on Anti-aging Cream with Butylated Hydroxytoluene (BHT) and Tertiary Butylhydroquinone (TBHQ): Physical Stability Aspect 00006

Cynthia Marisca Muntu, Yulianita Yuwono, Christina Avanti and Manar Fayiz Mousa Atoum

Published online: 21 March 2023

DOI: <https://doi.org/10.1051/e3sconf/202337400006>

PDF (5.577 MB) | [References](#) | [NASA ADS Abstract Service](#)

Open Access

The Effect of Pod Storage on Chemical and Microbiological Characteristics of Organic and Non-organic Balinese Cacao Pulps 00007

Christina Mumpuni Erawati, Ruth Chrisnasari and Peeyush Soni

Published online: 21 March 2023

DOI: <https://doi.org/10.1051/e3sconf/202337400007>

PDF (4.176 MB) | [References](#) | [NASA ADS Abstract Service](#)

Open Access

Characterization Properties of Banana Peel as a Promising Alternative for Bioplastic 00008

Dina Maria Abel, Juvencio de Castro Ruas, Adilson de Castro Ruas and Tjie Kok

Published online: 21 March 2023

DOI: <https://doi.org/10.1051/e3sconf/202337400008>

PDF (3.790 MB) | [References](#) | [NASA ADS Abstract Service](#)

Open Access

Assessment of *Aegle marmelos* Fruit Extracts as Organic Insecticide for *Spodoptera exigua* on *Allium ascolanicum* 00009

Dyah Roeswitawati, Teuku Ramzy, Praptiningsih Gamawati Adinurani, Roy Hendroko Setyobudi, Zahid Hussain, Irum Iqrar and Nguyen Ngoc Huu

Published online: 21 March 2023

DOI: <https://doi.org/10.1051/e3sconf/202337400009>

PDF (4.830 MB) | [References](#) | [NASA ADS Abstract Service](#)

Open Access

Sterilization of Ready to Serve Product for Special Needs of Hajj and Umrah: Skipjack Tuna in A Retort Pouch Package 00010

Published online: 21 March 2023

DOI: <https://doi.org/10.1051/e3sconf/202337400010>

PDF (4.496 MB) | [References](#) | [NASA ADS Abstract Service](#)

Open Access

Production and Nutrient Value of Elephant Grass in Agroforestry Systems in Indonesia 00011

Endang Dwi Purbajanti, Didik Wisnu Widjajanto, Praptiningsih Gamawati Adinurani, Zahid Hussain and Ida Ekawati

Published online: 21 March 2023

DOI: <https://doi.org/10.1051/e3sconf/202337400011>

PDF (3.940 MB) | [References](#) | [NASA ADS Abstract Service](#)

Open Access

Quality Assessment on Honey Produced from Six Months Old *Acacia crassicarpa* 00012

Eni Suhesti, Lili Zalizar, Joko Triwanto, Ervayendri Ervayendri, Roy Hendroko Setyobudi, Nugroho Tri Waskitho, Jabal Tarik Ibrahim, Maftuchah Maftuchah, Hadinoto Hadinoto, Zane Vincēviča-Gaile et al. (5 more)

Published online: 21 March 2023

DOI: <https://doi.org/10.1051/e3sconf/202337400012>

PDF (4.880 MB) | [References](#) | [NASA ADS Abstract Service](#)

Open Access

Incentive Strategy for Energy Efficiency Programs in Industries Consuming 6 000 TOE/year with Sustainable Energy Performance 00013

Satriyo Martoyoedo, Priyadi Priyadi, Dewanto Fajrie, Ratna Ariati, Erkata Yandri, Roy Hendroko Setyobudi, Suherman Suherman, Juris Burlakovs, Maizirwan Mel, Satriyo Krido Wahono et al. (4 more)

Published online: 21 March 2023

DOI: <https://doi.org/10.1051/e3sconf/202337400013>

PDF (4.577 MB) | [References](#) | [NASA ADS Abstract Service](#)

Open Access

Bird Diversity, Abundance, and Evenness Rates in Ecotone Area of Sutan Syarif Hasyim Forest Park, Riau, Indonesia 00014

Hadinoto Hadinoto, Lili Zalizar, Joko Triwanto, Ervayenri Ervayenri, Roy Hendroko Setyobudi, Muhammad Chanan, Nugroho Tri Waskitho, Jabal Tarik Ibrahim, Eni Suhesti, Nguyen Van Minh et

DOI: <https://doi.org/10.1051/e3sconf/202337400014>

PDF (4.076 MB) | [References](#) | [NASA ADS Abstract Service](#)

Open Access

The Length-Weight Relationships and Condition Factors of *Potamocorbula faba* Hinds., 1843 in the Permisan Bay, East Java, Indonesia 00015

Hariyadi Hariyadi, Aris Winaya, Muhammad Zainuri, Norma Afiati, Lachmudin Sya'rani and Olga Anne

Published online: 21 March 2023

DOI: <https://doi.org/10.1051/e3sconf/202337400015>

PDF (5.818 MB) | [References](#) | [NASA ADS Abstract Service](#)

Open Access

Biodiesel Industrial Waste based on *Jatropha curcas* as a Fungicide to Control *Fusarium oxysporum* and *Alternaria solani* 00016

Henik Sukorini, Dyah Erni Widyastuti, Dini Kurniawati, Sawita Suwannarat, Maizirwan Mel and Roy Hendroko Setyobudi

Published online: 21 March 2023

DOI: <https://doi.org/10.1051/e3sconf/202337400016>

PDF (6.054 MB) | [References](#) | [NASA ADS Abstract Service](#)

Open Access

Population Development and Disease Incidence of Virus Disease Transmitted by Brown Planthopper on the Paddy Field Applied with Biofertilizers and Biopesticides 00017

I. Nyoman Widiarta, Ety Pratiwi, I. Putu Wardana and Oky Dwi Purwanto

Published online: 21 March 2023

DOI: <https://doi.org/10.1051/e3sconf/202337400017>

PDF (5.254 MB) | [References](#) | [NASA ADS Abstract Service](#)

Open Access

***Moringa oleifera* L. Microgreens and their Antioxidant Activity 00018**

Ida Bagus Made Artadana and Edward Pandji

Published online: 21 March 2023

DOI: <https://doi.org/10.1051/e3sconf/202337400018>

PDF (4.458 MB) | [References](#) | [NASA ADS Abstract Service](#)

Open Access

Johan Sukweenadhi, Stefan Pratama Chandra, Leonardo Satriono Putra, Yoanes Maria Vianney, Theresia Liliani, Merlyn Wongso, Melisa Widjaja, Sari Pramadiyanti, Pissa Christanti, Kim-Jong Hak et al. (2 more)

Published online: 21 March 2023

DOI: <https://doi.org/10.1051/e3sconf/202337400019>

PDF (5.146 MB) | [References](#) | [NASA ADS Abstract Service](#)

Open Access

Zeolite-microfragmenting Media: A Potential Strategy to Accelerate Coral Growth 00020

Khaulah Mujahidah, Aolia Ramadan, Veryl Hasan, Sahri Yanti, Izzul Islam and Irum Iqrar

Published online: 21 March 2023

DOI: <https://doi.org/10.1051/e3sconf/202337400020>

PDF (7.021 MB) | [References](#) | [NASA ADS Abstract Service](#)

Open Access

Prevalence of Gastrointestinal Helminthiasis in Beef Cattle During Dry Season in Bangkalan Regency, Madura, Indonesia 00021

Lili Zalizar, Aris Winaya, Yusuf Ridwan, Eka Arif Hardiansyah and Ravindran Jaganathan

Published online: 21 March 2023

DOI: <https://doi.org/10.1051/e3sconf/202337400021>

PDF (4.045 MB) | [References](#) | [NASA ADS Abstract Service](#)

Open Access

The Effect of Mangosteen Varieties as Dyes and ZnO Nanostructures Mixture to DSSC - Dye-sensitized Solar Cell Characteristics 00022

Lizda Johar Mawarani, Ratna Puspitasari, Doty Dewi Risanti and Luqman Ali Shah

Published online: 21 March 2023

DOI: <https://doi.org/10.1051/e3sconf/202337400022>

PDF (5.064 MB) | [References](#) | [NASA ADS Abstract Service](#)

Open Access

***Bidens pilosa* Linn.: Beautiful Weed for the Healthy Mouth – A Mini Review** 00023

Mariana Wahjudi, Gracelynn Meira, Hadinata Santoso and Assidiq Zidane Irwansyah

Published online: 21 March 2023

DOI: <https://doi.org/10.1051/e3sconf/202337400023>

PDF (4.719 MB) | [References](#) | [NASA ADS Abstract Service](#)

Hematological Features of Cihateup's Duck Blood that are Given Natural Isotonic in Dry Systems 00024

Nurul Frasiska, Putri Dian Wulansari, Novia Rahayu, Abdul Razak Alimon, Wahyu Widodo and Nguyen Ngoc Huu

Published online: 21 March 2023

DOI: <https://doi.org/10.1051/e3sconf/202337400024>

[PDF \(4.248 MB\)](#) | [References](#) | [NASA ADS Abstract Service](#)

Open Access

Influence of *Hibiscus tiliaceus* Extract and Suspension on *Echerichia coli* and *Staphylococcus aureus* Growth 00025

Oktavina Kartika Putri, Lina Oktavia Rahayu, Gardiani Febri Hadiwibowo, Yuly Kusumawati and Asma Nisar

Published online: 21 March 2023

DOI: <https://doi.org/10.1051/e3sconf/202337400025>

[PDF \(4.960 MB\)](#) | [References](#) | [NASA ADS Abstract Service](#)

Open Access

Keiki induction by cytokinin on *Phalaenopsis* spp. 00026

Popy Hartatie Hardjo, Ida Bagus Made Artadana, Sulistyono Emantoko Dwi Putra and Asad Jan

Published online: 21 March 2023

DOI: <https://doi.org/10.1051/e3sconf/202337400026>

[PDF \(4.351 MB\)](#) | [References](#) | [NASA ADS Abstract Service](#)

Open Access

The Pro-Environmental Producer Behavior on Food Small and Medium Enterprises in Malang, Indonesia 00027

Rahayu Relawati, Bambang Yudi Ariadi, Harpowo Harpowo, Bambang Hadi Prabowo, Leila Neimane and Ida Ekawati

Published online: 21 March 2023

DOI: <https://doi.org/10.1051/e3sconf/202337400027>

[PDF \(3.858 MB\)](#) | [References](#) | [NASA ADS Abstract Service](#)

Open Access

Antioxidant Activity Between Defatted and Different Solvent Temperature in Rice Bran var. IR-64 Extract 00028

Retno Widyastuti, Rahmat Dwi Irwanto, Enny Purwati Nurlaili, Sri Hartati and Irum Iqrar

Published online: 21 March 2023

DOI: <https://doi.org/10.1051/e3sconf/202337400028>

Open Access

Inhibition of Carica Solid Soap to the Growth of *Staphylococcus epidermidis* Bacteria 00029

Roisatul Ainiyah, Cahyaning Riniutami and Muhannad Illayan Massadeh

Published online: 21 March 2023

DOI: <https://doi.org/10.1051/e3sconf/202337400029>

PDF (4.435 MB) | References | NASA ADS Abstract Service

Open Access

Pest Control using Bark Pesticide Applicator (BPA) in Citrus Plants 00030

Rudi Cahyo Wicaksono, Otto Endato, Susi Wuryantini and Zahid Hussain

Published online: 21 March 2023

DOI: <https://doi.org/10.1051/e3sconf/202337400030>

PDF (5.466 MB) | References | NASA ADS Abstract Service

Open Access

Food Waste Product for Overcoming Heat Stress in Broilers 00031

Rusli Tonda, Manar Fayiz Mousa Atoum, Roy Hendroko Setyobudi, Lili Zalizar, Wahyu Widodo, Mohammad Zahoor, David Hermawan, Damat Damat, Ahmad Fauzi, Asgami Putri et al. (12 more)

Published online: 21 March 2023

DOI: <https://doi.org/10.1051/e3sconf/202337400031>

PDF (5.053 MB) | References | NASA ADS Abstract Service

Open Access

Thermostable Chitinase Producing Bacterium from Ijen Hot Spring – Indonesia: Isolation, Identification, and Characterization 00032

Ruth Chrisnasari, Liony Priscilla Sutanto, Dian Paulina, Alicia Wahjudi and Tjandra Pantjajani

Published online: 21 March 2023

DOI: <https://doi.org/10.1051/e3sconf/202337400032>

PDF (5.407 MB) | References | NASA ADS Abstract Service

Open Access

Infestation of *Dendrophthoe pentandra* (L.) Miq. on Various Canopy Shading and Plants Diversity in Purwodadi Botanic Garden, Indonesia: A study on *Cassia fistula* L. 00033

Solikin Solikin, Melisnawati Hamza Angio, Tri Handayani and Nguyen Van Minh

Published online: 21 March 2023

DOI: <https://doi.org/10.1051/e3sconf/202337400033>

Open Access

The Impact of Madden - Julian Oscillation and Sea Surface Temperature Process Interaction on Rainfall Variability During Rainy Season: A Case Study in East Nusa Tenggara, Indonesia 00034

Sudirman Sudirman, Amir Mustofa Irawan, Dzikrullah Akbar, Peeyush Soni and Leila Neimane

Published online: 21 March 2023

DOI: <https://doi.org/10.1051/e3sconf/202337400034>

PDF (6.653 MB) | References | NASA ADS Abstract Service

Open Access

Bioelectrochemical System Application for Pesticides Removal: A mini-review 00035

Theresia Desy Askitosari and Amanda Larasati

Published online: 21 March 2023

DOI: <https://doi.org/10.1051/e3sconf/202337400035>

PDF (4.084 MB) | References | NASA ADS Abstract Service

Open Access

Mini-Review: Extraction of Patchouli Oil from *Pogostemon cablin* Benth. Leaves 00036

Tjie Kok, Natasha Florenika, Mangihot Tua Gultom, Popy Hartatie Hardjo and Muhannad Illayan Massadeh

Published online: 21 March 2023

DOI: <https://doi.org/10.1051/e3sconf/202337400036>

PDF (4.277 MB) | References | NASA ADS Abstract Service

Open Access

Herbs as A Feed Additive in the Broilers for the Sustainability of Local Products 00037

Wahyu Widodo, Adi Sutanto, Imbang Dwi Rahayu, Apriliana Devi Anggraini, Trisakti Handayani, Roy Hendroko Setyobudi, Maizirwan Mel and Nguyen Ngoc Huu

Published online: 21 March 2023

DOI: <https://doi.org/10.1051/e3sconf/202337400037>

PDF (3.889 MB) | References | NASA ADS Abstract Service

Open Access

Bioremediation in the Marine Environment: Challenges and Prospective Methods for Enhancement 00038

DOI: <https://doi.org/10.1051/e3sconf/202337400038>

PDF (3.980 MB) | [References](#) | [NASA ADS Abstract Service](#)

Open Access

Characterization of Endophytic Bacteria Isolated from *Avicennia marina*'s Leaf Tissue Collected from Ekowisata Mangrove Wonorejo Surabaya, Indonesia 00039

Wina Dian Savitri, Marvel Lewi Santoso, Yulanda Antonius, Popy Hartatie Hardjo and Asad Jan

Published online: 21 March 2023

DOI: <https://doi.org/10.1051/e3sconf/202337400039>

PDF (5.900 MB) | [References](#) | [NASA ADS Abstract Service](#)

Open Access

Identification of DNA G–quadruplex Forming Sequence in Shrimp White Spot Syndrome Virus (WSSV) 00040

Yoanes Maria Vianney, Priscilla Kandinata, Klaus Weisz and Maria Goretti Marianti Purwanto

Published online: 21 March 2023

DOI: <https://doi.org/10.1051/e3sconf/202337400040>

PDF (4.973 MB) | [References](#) | [NASA ADS Abstract Service](#)

E3S Web of Conferences

eISSN: 2267-1242



[Mentions légales](#)

[Contacts](#)

[Privacy policy](#)

A Vision4Press website



E3S Web of Conferences

COUNTRY

France



Universities and research institutions in France



Media Ranking in France

SUBJECT AREA AND CATEGORY

Earth and Planetary Sciences
Earth and Planetary Sciences (miscellaneous)

Energy
Energy (miscellaneous)

Environmental Science
Environmental Science (miscellaneous)

PUBLISHER

EDP Sciences


H-INDEX

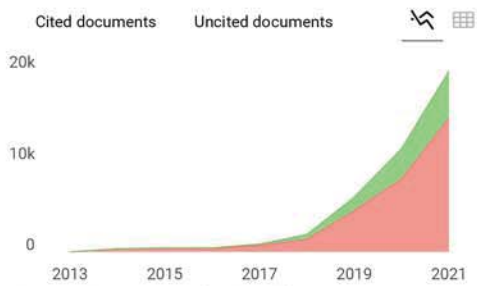
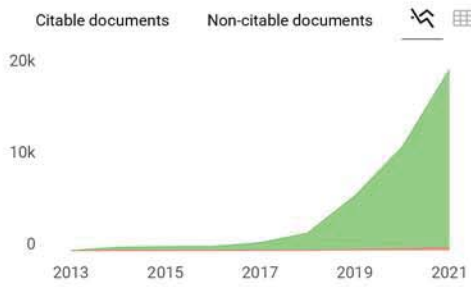
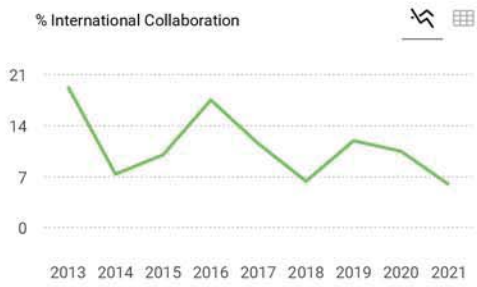
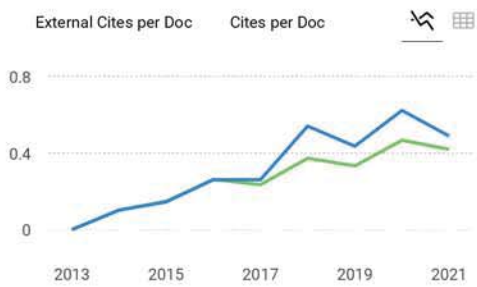
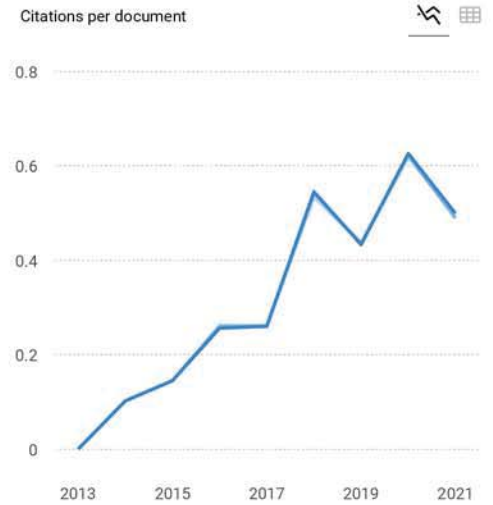
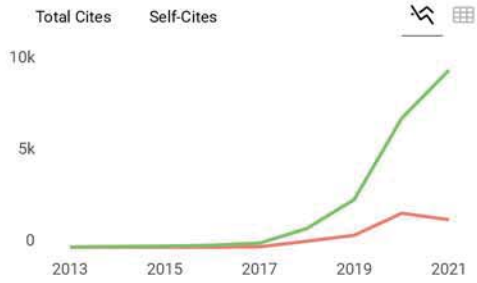
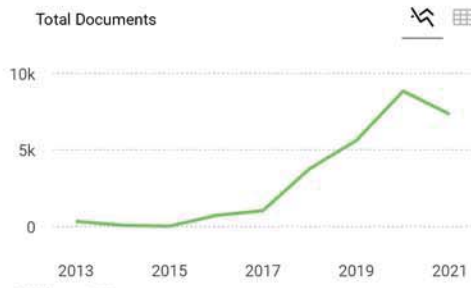
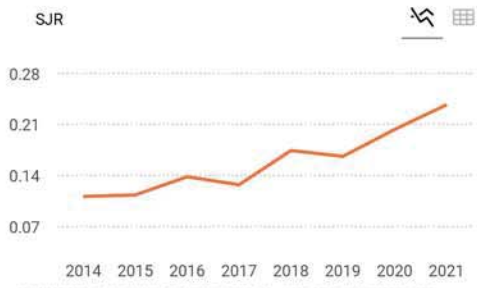
28

PUBLICATION TYPE	ISSN	COVERAGE	INFORMATION
Conferences and Proceedings	22671242	2013-2021	Homepage How to publish in this journal Contact

SCOPE

E3S Web of Conferences is an Open Access publication series dedicated to archiving conference proceedings in all areas related to Environment, Energy and Earth Sciences. The journal covers the technological and scientific aspects as well as social and economic matters. Major disciplines include: soil sciences, hydrology, oceanography, climatology, geology, geography, energy engineering (production, distribution and storage), renewable energy, sustainable development, natural resources management... E3S Web of Conferences offers a wide range of services from the organization of the submission of conference proceedings to the worldwide dissemination of the conference papers. It provides an efficient archiving solution, ensuring maximum exposure and wide indexing of scientific conference proceedings. E3S Web of Conferences offers a wide range of services from the organization of the submission of conference proceedings to the worldwide dissemination of the conference papers. It provides an efficient archiving solution, ensuring maximum exposure and wide indexing of scientific conference proceedings. Proceedings are published under the scientific responsibility of the conference editors.

 Join the conversation about this journal



E3S Web of Conferences

Not yet assigned quartile

SJR 2021
0.24

powered by scimagojr.com

← Show this widget in your own website

Just copy the code below and paste within your html code:

```
<a href="https://www.scimagojr.com" style="display: inline-block; border: 1px solid #ccc; padding: 2px 5px;">https://www.scimagojr.com
```

SCImago Graphica

Explore, visually communicate and make sense of data with our [new data visualization tool](#).



Source details

E3S Web of Conferences

Open Access ⓘ

Scopus coverage years: from 2013 to Present

E-ISSN: 2267-1242

Subject area: [Earth and Planetary Sciences: General Earth and Planetary Sciences](#) [Energy: General Energy](#)

[Environmental Science: General Environmental Science](#)

Source type: Conference Proceeding

[View all documents >](#) [Set document alert](#) [Save to source list](#) [Source Homepage](#)

CiteScore 2021
0.8 ⓘ

SJR 2021
0.237 ⓘ

SNIP 2021
0.364 ⓘ

[CiteScore](#) [CiteScore rank & trend](#) [Scopus content coverage](#)

CiteScore 2021 ▾

$$0.8 = \frac{19,869 \text{ Citations 2018 - 2021}}{25,181 \text{ Documents 2018 - 2021}}$$

Calculated on 05 May, 2022

CiteScoreTracker 2022 ⓘ

$$0.9 = \frac{27,193 \text{ Citations to date}}{28,843 \text{ Documents to date}}$$

Last updated on 05 March, 2023 • Updated monthly

CiteScore rank 2021 ⓘ

Category	Rank	Percentile
Earth and Planetary Sciences	#142/191	25th
General Earth and Planetary Sciences		
Energy	#54/68	21st
General Energy		
Environmental Science		

[View CiteScore methodology >](#) [CiteScore FAQ >](#) [Add CiteScore to your site ↗](#)

About Scopus

[What is Scopus](#)

[Content coverage](#)

[Scopus blog](#)

[Scopus API](#)

[Privacy matters](#)

Language

[日本語版を表示する](#)

[查看简体中文版本](#)

[查看繁體中文版本](#)

[Просмотр версии на русском языке](#)

Customer Service

[Help](#)

[Tutorials](#)

[Contact us](#)

ELSEVIER

[Terms and conditions ↗](#) [Privacy policy ↗](#)

Copyright © Elsevier B.V. ↗. All rights reserved. Scopus® is a registered trademark of Elsevier B.V.

We use cookies to help provide and enhance our service and tailor content. By continuing, you agree to the use of cookies ↗.

