

2011-05-15

## Mitosis and the Life Cycle: A Metaphor for the Transformation of the Research Librarian

Sally A. Gore  
*University of Massachusetts Medical School*

*Et al.*

Follow this and additional works at: [https://escholarship.umassmed.edu/lib\\_articles](https://escholarship.umassmed.edu/lib_articles)



Part of the [Library and Information Science Commons](#)

---

### Repository Citation

Gore SA, Palmer LA. (2011). Mitosis and the Life Cycle: A Metaphor for the Transformation of the Research Librarian. Library Publications and Presentations. <https://doi.org/10.13028/qqjy-0c69>. Retrieved from [https://escholarship.umassmed.edu/lib\\_articles/129](https://escholarship.umassmed.edu/lib_articles/129)

This material is brought to you by eScholarship@UMMS. It has been accepted for inclusion in Library Publications and Presentations by an authorized administrator of eScholarship@UMMS. For more information, please contact [Lisa.Palmer@umassmed.edu](mailto:Lisa.Palmer@umassmed.edu).

Sally Gore, MS, MS LIS, Lisa Palmer, MSLS, AHIP  
Lamar Soutter Library, University of Massachusetts Medical School

## Purpose

This poster describes how established and traditional library tools and services at an academic health sciences library served as the “nucleus” for new services and collaborations with university researchers.

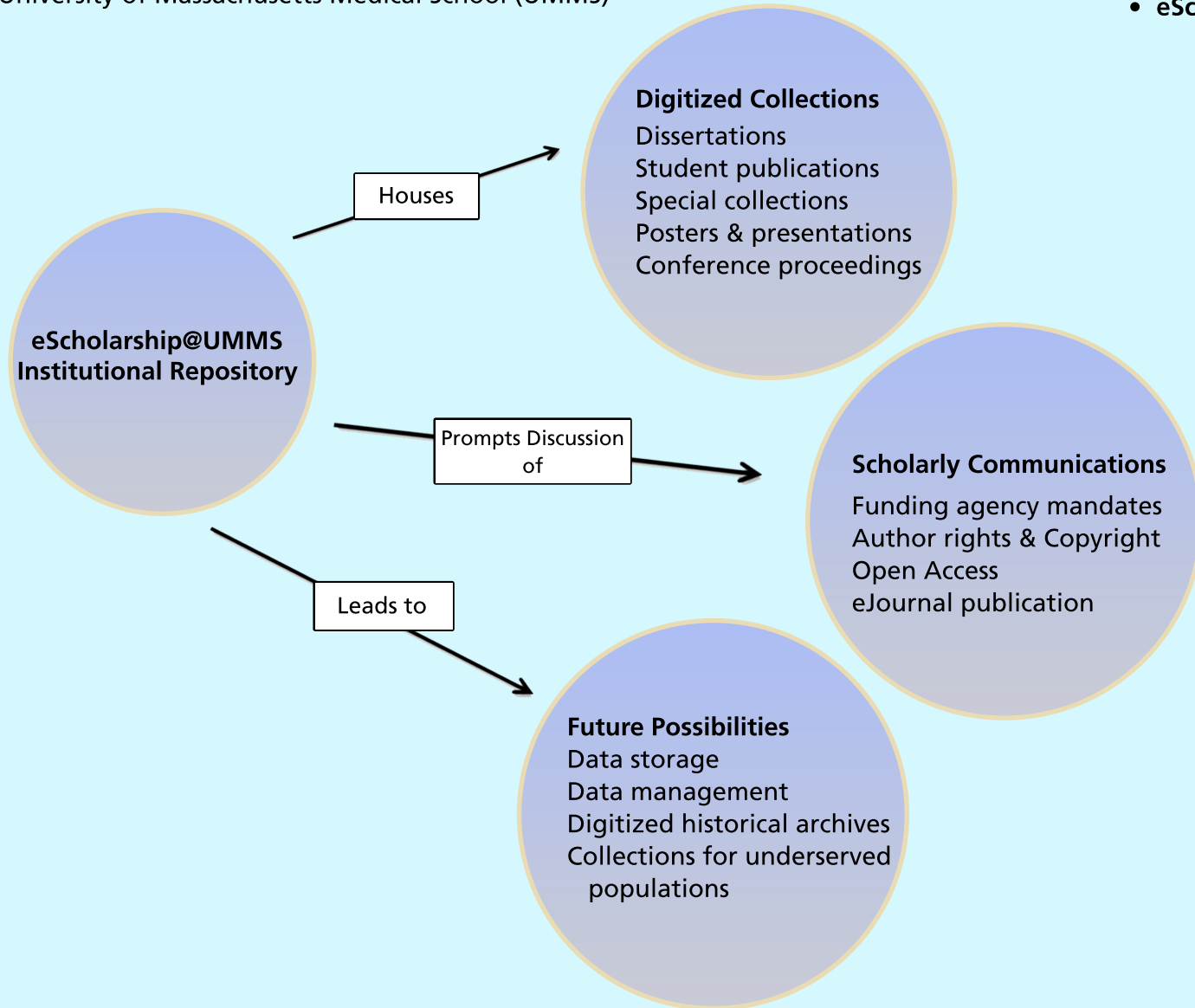
## Setting

Research and Scholarly Communication Services, Lamar Soutter Library, University of Massachusetts Medical School (UMMS)

## Description

The Department is charged with overseeing four major areas:

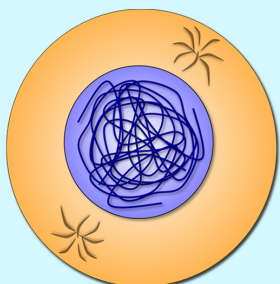
- **Scholarly Communications**
- **Library Services** to the Graduate School of Biomedical Sciences (GSBS), as well as the larger research community
- **eScholarship@UMMS**, the University’s institutional repository
- **eScience Initiative** of the Library



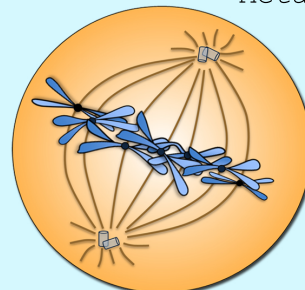
## Outcome

Leveraging existing relationships with GSBS faculty and administration, a popular institutional repository, and the NIH Public Access Policy, the department successfully integrated itself into the research community of the University, producing a number of expanded and new services.

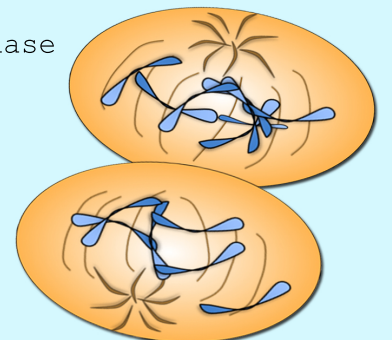
Prophase




Metaphase



Telophase



Prometaphase



Anaphase

