

University of Groningen

Observation of $\psi(3686) \rightarrow \Xi(1530)^0 \Xi^- (1530)^0$ and $\Xi(1530)^0 \Xi^-$

BESIII Collaboration; Ablikim, M.; Achasov, M.N.; Adlarson, P.; Ahmed, S.; Albrecht, M.; Aliberti, R.; Amoroso, A.; Kalantar-Nayestanaki, Nasser; Kappert, Rosa

Published in:
Physical Review D

DOI:
[10.1103/PhysRevD.104.092012](https://doi.org/10.1103/PhysRevD.104.092012)

IMPORTANT NOTE: You are advised to consult the publisher's version (publisher's PDF) if you wish to cite from it. Please check the document version below.

Document Version
Publisher's PDF, also known as Version of record

Publication date:
2021

[Link to publication in University of Groningen/UMCG research database](#)

Citation for published version (APA):

BESIII Collaboration, Ablikim, M., Achasov, M. N., Adlarson, P., Ahmed, S., Albrecht, M., Aliberti, R., Amoroso, A., Kalantar-Nayestanaki, N., Kappert, R., Kavatsyuk, M., Messchendorp, J., & Rodin, V. (2021). Observation of $\psi(3686) \rightarrow \Xi(1530)^0 \Xi^- (1530)^0$ and $\Xi(1530)^0 \Xi^-$. *Physical Review D*, 104(9), Article 092012. <https://doi.org/10.1103/PhysRevD.104.092012>

Copyright

Other than for strictly personal use, it is not permitted to download or to forward/distribute the text or part of it without the consent of the author(s) and/or copyright holder(s), unless the work is under an open content license (like Creative Commons).

The publication may also be distributed here under the terms of Article 25fa of the Dutch Copyright Act, indicated by the "Taverne" license. More information can be found on the University of Groningen website: <https://www.rug.nl/library/open-access/self-archiving-pure/taverne-amendment>.

Take-down policy

If you believe that this document breaches copyright please contact us providing details, and we will remove access to the work immediately and investigate your claim.

Downloaded from the University of Groningen/UMCG research database (Pure): <http://www.rug.nl/research/portal>. For technical reasons the number of authors shown on this cover page is limited to 10 maximum.

Observation of $\psi(3686) \rightarrow \Xi(1530)^0 \bar{\Xi}(1530)^0$ and $\Xi(1530)^0 \bar{\Xi}^0$

M. Ablikim,¹ M. N. Achasov,^{10,b} P. Adlarson,⁶⁷ S. Ahmed,¹⁵ M. Albrecht,⁴ R. Aliberti,²⁸ A. Amoroso,^{66a,66c} M. R. An,³² Q. An,^{63,49} X. H. Bai,⁵⁷ Y. Bai,⁴⁸ O. Bakina,²⁹ R. Baldini Ferroli,^{23a} I. Balossino,^{24a} Y. Ban,^{38,h} K. Begzsuren,²⁶ N. Berger,²⁸ M. Bertani,^{23a} D. Bettoni,^{24a} F. Bianchi,^{66a,66c} J. Bloms,⁶⁰ A. Bortone,^{66a,66c} I. Boyko,²⁹ R. A. Briere,⁵ H. Cai,⁶⁸ X. Cai,^{1,49} A. Calcaterra,^{23a} G. F. Cao,^{1,54} N. Cao,^{1,54} S. A. Cetin,^{53a} J. F. Chang,^{1,49} W. L. Chang,^{1,54} G. Chelkov,^{29,a} D. Y. Chen,⁶ G. Chen,¹ H. S. Chen,^{1,54} M. L. Chen,^{1,49} S. J. Chen,³⁵ X. R. Chen,²⁵ Y. B. Chen,^{1,49} Z. J. Chen,^{20,i} W. S. Cheng,^{66c} G. Cibinetto,^{24a} F. Cossio,^{66c} X. F. Cui,³⁶ H. L. Dai,^{1,49} J. P. Dai,^{42,e} X. C. Dai,^{1,54} A. Dbeysi,¹⁵ R. E. de Boer,⁴ D. Dedovich,²⁹ Z. Y. Deng,¹ A. Denig,²⁸ I. Denysenko,²⁹ M. Destefanis,^{66a,66c} F. De Mori,^{66a,66c} Y. Ding,³³ C. Dong,³⁶ J. Dong,^{1,49} L. Y. Dong,^{1,54} M. Y. Dong,^{1,49,54} X. Dong,⁶⁸ S. X. Du,⁷¹ Y. L. Fan,⁶⁸ J. Fang,^{1,49} S. S. Fang,^{1,54} Y. Fang,¹ R. Farinelli,^{24a} L. Fava,^{66b,66c} F. Feldbauer,⁴ G. Felici,^{23a} C. Q. Feng,^{63,49} J. H. Feng,⁵⁰ M. Fritsch,⁴ C. D. Fu,¹ Y. Gao,^{63,49} Y. Gao,^{38,h} Y. Gao,⁶⁴ Y. G. Gao,⁶ I. Garzia,^{24a,24b} P. T. Ge,⁶⁸ C. Geng,⁵⁰ E. M. Gersabeck,⁵⁸ A. Gilman,⁶¹ K. Goetzen,¹¹ L. Gong,³³ W. X. Gong,^{1,49} W. Gradl,²⁸ M. Greco,^{66a,66c} L. M. Gu,³⁵ M. H. Gu,^{1,49} Y. T. Gu,¹³ C. Y. Guan,^{1,54} A. Q. Guo,²² L. B. Guo,³⁴ R. P. Guo,⁴⁰ Y. P. Guo,^{9,f} A. Guskov,^{29,a} T. T. Han,⁴¹ W. Y. Han,³² X. Q. Hao,¹⁶ F. A. Harris,⁵⁶ K. L. He,^{1,54} F. H. Heinsius,⁴ C. H. Heinz,²⁸ Y. K. Heng,^{1,49,54} C. Herold,⁵¹ M. Himmelreich,^{11,d} T. Holtmann,⁴ G. Y. Hou,^{1,54} Y. R. Hou,⁵⁴ Z. L. Hou,¹ H. M. Hu,^{1,54} J. F. Hu,^{47,j} T. Hu,^{1,49,54} Y. Hu,¹ G. S. Huang,^{63,49} L. Q. Huang,⁶⁴ X. T. Huang,⁴¹ Y. P. Huang,¹ Z. Huang,^{38,h} T. Hussain,⁶⁵ N. Hüsken,^{22,28} W. Ikegami Andersson,⁶⁷ W. Imoehl,²² M. Irshad,^{63,49} S. Jaeger,⁴ S. Janchiv,²⁶ Q. Ji,¹ Q. P. Ji,¹⁶ X. B. Ji,^{1,54} X. L. Ji,^{1,49} Y. Y. Ji,⁴¹ H. B. Jiang,⁴¹ X. S. Jiang,^{1,49,54} J. B. Jiao,⁴¹ Z. Jiao,¹⁸ S. Jin,³⁵ Y. Jin,⁵⁷ M. Q. Jing,^{1,54} T. Johansson,⁶⁷ N. Kalantar-Nayestanaki,⁵⁵ X. S. Kang,³³ R. Kappert,⁵⁵ M. Kavatsyuk,⁵⁵ B. C. Ke,^{43,1} I. K. Keshk,⁴ A. Khoukaz,⁶⁰ P. Kiese,²⁸ R. Kiuchi,¹ R. Kliemt,¹¹ L. Koch,³⁰ O. B. Kolcu,^{53a} B. Kopf,⁴ M. Kuemmel,⁴ M. Kuessner,⁴ A. Kupsc,⁶⁷ M. G. Kurth,^{1,54} W. Kühn,³⁰ J. J. Lane,⁵⁸ J. S. Lange,³⁰ P. Larin,¹⁵ A. Lavanaia,²¹ L. Lavezzi,^{66a,66c} Z. H. Lei,^{63,49} H. Leithoff,²⁸ M. Lellmann,²⁸ T. Lenz,²⁸ C. Li,³⁹ C. H. Li,³² Cheng Li,^{63,49} D. M. Li,⁷¹ F. Li,^{1,49} G. Li,¹ H. Li,⁴³ H. Li,^{63,49} H. B. Li,^{1,54} H. J. Li,¹⁶ J. L. Li,⁴¹ J. Q. Li,⁴ J. S. Li,⁵⁰ Ke Li,¹ L. K. Li,¹ Lei Li,³ P. R. Li,^{31,k,l} S. Y. Li,⁵² W. D. Li,^{1,54} W. G. Li,¹ X. H. Li,^{63,49} X. L. Li,⁴¹ Xiaoyu Li,^{1,54} Z. Y. Li,⁵⁰ H. Liang,^{63,49} H. Liang,^{1,54} H. Liang,²⁷ Y. F. Liang,⁴⁵ Y. T. Liang,²⁵ G. R. Liao,¹² L. Z. Liao,^{1,54} J. Libby,²¹ A. Limphirat,⁵¹ C. X. Lin,⁵⁰ T. Lin,¹ B. J. Liu,¹ C. X. Liu,¹ D. Liu,^{15,63} F. H. Liu,⁴⁴ Fang Liu,¹ Feng Liu,⁶ H. B. Liu,¹³ H. M. Liu,^{1,54} Huanhuan Liu,¹ Huihui Liu,¹⁷ J. B. Liu,^{63,49} J. L. Liu,⁶⁴ J. Y. Liu,^{1,54} K. Liu,¹ K. Y. Liu,³³ Ke Liu,⁶ L. Liu,^{63,49} M. H. Liu,^{9,f} P. L. Liu,¹ Q. Liu,⁶⁸ Q. Liu,⁵⁴ S. B. Liu,^{63,49} Shuai Liu,⁴⁶ T. Liu,^{9,f} T. Liu,^{1,54} W. M. Liu,^{63,49} X. Liu,^{31,k,l} Y. Liu,^{31,k,l} Y. B. Liu,³⁶ Z. A. Liu,^{1,49,54} Z. Q. Liu,⁴¹ X. C. Lou,^{1,49,54} F. X. Lu,⁵⁰ H. J. Lu,¹⁸ J. D. Lu,^{1,54} J. G. Lu,^{1,49} X. L. Lu,¹ Y. Lu,¹ Y. P. Lu,^{1,49} C. L. Luo,³⁴ M. X. Luo,⁷⁰ P. W. Luo,⁵⁰ T. Luo,^{9,f} X. L. Luo,^{1,49} X. R. Lyu,⁵⁴ F. C. Ma,³³ H. L. Ma,¹ L. L. Ma,⁴¹ M. M. Ma,^{1,54} Q. M. Ma,¹ R. Q. Ma,^{1,54} R. T. Ma,⁵⁴ X. X. Ma,^{1,54} X. Y. Ma,^{1,49} F. E. Maas,¹⁵ M. Maggiora,^{66a,66c} S. Maldaner,⁴ S. Malde,⁶¹ Q. A. Malik,⁶⁵ A. Mangoni,^{23b} Y. J. Mao,^{38,h} Z. P. Mao,¹ S. Marcello,^{66a,66c} Z. X. Meng,⁵⁷ J. G. Messchendorp,⁵⁵ G. Mezzadri,^{24a} T. J. Min,³⁵ R. E. Mitchell,²² X. H. Mo,^{1,49,54} N. Yu. Muchnoi,^{10,b} H. Muramatsu,⁵⁹ S. Nakhoul,^{11,d} Y. Nefedov,²⁹ F. Nerling,^{11,d} I. B. Nikolaev,^{10,b} Z. Ning,^{1,49} S. Nisar,^{8,g} S. L. Olsen,⁵⁴ Q. Ouyang,^{1,49,54} S. Pacetti,^{23b,23c} X. Pan,^{9,f} Y. Pan,⁵⁸ A. Pathak,¹ A. Pathak,²⁷ P. Patteri,^{23a} M. Pelizaeus,⁴ H. P. Peng,^{63,49} K. Peters,^{11,d} J. Pettersson,⁶⁷ J. L. Ping,³⁴ R. G. Ping,^{1,54} S. Pogodin,²⁹ R. Poling,⁵⁹ V. Prasad,^{63,49} H. Qi,^{63,49} H. R. Qi,⁵² K. H. Qi,²⁵ M. Qi,³⁵ T. Y. Qi,⁹ S. Qian,^{1,49} W. B. Qian,⁵⁴ Z. Qian,⁵⁰ C. F. Qiao,⁵⁴ L. Q. Qin,¹² X. P. Qin,⁹ X. S. Qin,⁴¹ Z. H. Qin,^{1,49} J. F. Qiu,¹ S. Q. Qu,³⁶ K. H. Rashid,⁶⁵ K. Ravindran,²¹ C. F. Redmer,²⁸ A. Rivetti,^{66c} V. Rodin,⁵⁵ M. Rolo,^{66c} G. Rong,^{1,54} Ch. Rosner,¹⁵ M. Rump,⁶⁰ H. S. Sang,⁶³ A. Sarantsev,^{29,c} Y. Schelhaas,²⁸ C. Schnier,⁴ K. Schoenning,⁶⁷ M. Scodreggio,^{24a,24b} D. C. Shan,⁴⁶ W. Shan,¹⁹ X. Y. Shan,^{63,49} J. F. Shangguan,⁴⁶ M. Shao,^{63,49} C. P. Shen,⁹ H. F. Shen,^{1,54} P. X. Shen,³⁶ X. Y. Shen,^{1,54} H. C. Shi,^{63,49} R. S. Shi,^{1,54} X. Shi,^{1,49} X. D. Shi,^{63,49} J. J. Song,⁴¹ W. M. Song,^{27,1} Y. X. Song,^{38,h} S. Sosio,^{66a,66c} S. Spataro,^{66a,66c} K. X. Su,⁶⁸ P. P. Su,⁴⁶ F. F. Sui,⁴¹ G. X. Sun,¹ H. K. Sun,¹ J. F. Sun,¹⁶ L. Sun,⁶⁸ S. S. Sun,^{1,54} T. Sun,^{1,54} W. Y. Sun,³⁴ W. Y. Sun,²⁷ X. Sun,^{20,i} Y. J. Sun,^{63,49} Y. Z. Sun,¹ Z. T. Sun,¹ Y. H. Tan,⁶⁸ Y. X. Tan,^{63,49} C. J. Tang,⁴⁵ G. Y. Tang,¹ J. Tang,⁵⁰ J. X. Tang,^{63,49} V. Thoren,⁶⁷ W. H. Tian,⁴³ Y. T. Tian,²⁵ I. Uman,^{53b} B. Wang,¹ C. W. Wang,³⁵ D. Y. Wang,^{38,h} H. J. Wang,^{31,k,l} H. P. Wang,^{1,54} K. Wang,^{1,49} L. L. Wang,¹ M. Wang,⁴¹ M. Z. Wang,^{38,h} Meng Wang,^{1,54} S. Wang,^{9,f} W. Wang,⁵⁰ W. H. Wang,⁶⁸ W. P. Wang,^{63,49} X. Wang,^{38,h} X. F. Wang,^{31,k,l} X. L. Wang,^{9,f} Y. Wang,⁵⁰ Y. Wang,^{63,49} Y. D. Wang,³⁷ Y. F. Wang,^{1,49,54} Y. Q. Wang,¹ Y. Y. Wang,^{31,k,l} Z. Wang,^{1,49} Z. Y. Wang,^{1,54} Ziyi Wang,⁵⁴ Zongyuan Wang,^{1,54} D. H. Wei,¹² F. Weidner,⁶⁰ S. P. Wen,¹ D. J. White,⁵⁸ U. Wiedner,⁴ G. Wilkinson,⁶¹ M. Wolke,⁶⁷ L. Wollenberg,⁴ J. F. Wu,^{1,54} L. H. Wu,¹ L. J. Wu,^{1,54} X. Wu,^{9,f} Z. Wu,^{1,49} L. Xia,^{63,49} H. Xiao,^{9,f} S. Y. Xiao,¹ Z. J. Xiao,³⁴ X. H. Xie,^{38,h} Y. G. Xie,^{1,49} Y. H. Xie,⁶ T. Y. Xing,^{1,54} C. J. Xu,⁵⁰ G. F. Xu,¹ Q. J. Xu,¹⁴ W. Xu,^{1,54} X. P. Xu,⁴⁶ Y. C. Xu,⁵⁴ F. Yan,^{9,f} L. Yan,^{9,f} W. B. Yan,^{63,49} W. C. Yan,⁷¹ Xu Yan,⁴⁶ H. J. Yang,^{42,e} H. X. Yang,¹ L. Yang,⁴³ S. L. Yang,⁵⁴ Y. X. Yang,¹² Yifan Yang,^{1,54} Zhi Yang,²⁵ M. Ye,^{1,49} M. H. Ye,⁷ J. H. Yin,¹ Z. Y. You,⁵⁰ B. X. Yu,^{1,49,54} C. X. Yu,³⁶ G. Yu,^{1,54} J. S. Yu,^{20,i} T. Yu,⁶⁴ C. Z. Yuan,^{1,54} L. Yuan,² X. Q. Yuan,^{38,h} Y. Yuan,¹ Z. Y. Yuan,⁵⁰ C. X. Yue,³² A. A. Zafar,⁶⁵

X. Zeng Zeng,⁶ Y. Zeng,^{20,i} A. Q. Zhang,¹ B. X. Zhang,¹ Guangyi Zhang,¹⁶ H. Zhang,⁶³ H. H. Zhang,⁵⁰ H. H. Zhang,²⁷
 H. Y. Zhang,^{1,49} J. L. Zhang,⁶⁹ J. Q. Zhang,³⁴ J. W. Zhang,^{1,49,54} J. Y. Zhang,¹ J. Z. Zhang,^{1,54} Jianyu Zhang,^{1,54}
 Jiawei Zhang,^{1,54} L. M. Zhang,⁵² L. Q. Zhang,⁵⁰ Lei Zhang,³⁵ S. Zhang,⁵⁰ S. F. Zhang,³⁵ Shulei Zhang,^{20,i} X. D. Zhang,³⁷
 X. Y. Zhang,⁴¹ Y. Zhang,⁶¹ Y. T. Zhang,⁷¹ Y. H. Zhang,^{1,49} Yan Zhang,^{63,49} Yao Zhang,¹ Z. Y. Zhang,⁶⁸ G. Zhao,¹ J. Zhao,³²
 J. Y. Zhao,^{1,54} J. Z. Zhao,^{1,49} Lei Zhao,^{63,49} Ling Zhao,¹ M. G. Zhao,³⁶ Q. Zhao,¹ S. J. Zhao,⁷¹ Y. B. Zhao,^{1,49} Y. X. Zhao,²⁵
 Z. G. Zhao,^{63,49} A. Zhemchugov,^{29,a} B. Zheng,⁶⁴ J. P. Zheng,^{1,49} Y. H. Zheng,⁵⁴ B. Zhong,³⁴ C. Zhong,⁶⁴ L. P. Zhou,^{1,54}
 Q. Zhou,^{1,54} X. Zhou,⁶⁸ X. K. Zhou,⁵⁴ X. R. Zhou,^{63,49} X. Y. Zhou,³² A. N. Zhu,^{1,54} J. Zhu,³⁶ K. Zhu,¹ K. J. Zhu,^{1,49,54}
 S. H. Zhu,⁶² T. J. Zhu,⁶⁹ W. J. Zhu,^{9,f} W. J. Zhu,³⁶ Y. C. Zhu,^{63,49} Z. A. Zhu,^{1,54} B. S. Zou,¹ and J. H. Zou¹

(BESIII Collaboration)

¹*Institute of High Energy Physics, Beijing 100049, People's Republic of China*

²*Beihang University, Beijing 100191, People's Republic of China*

³*Beijing Institute of Petrochemical Technology, Beijing 102617, People's Republic of China*

⁴*Bochum Ruhr-University, D-44780 Bochum, Germany*

⁵*Carnegie Mellon University, Pittsburgh, Pennsylvania 15213, USA*

⁶*Central China Normal University, Wuhan 430079, People's Republic of China*

⁷*China Center of Advanced Science and Technology, Beijing 100190, People's Republic of China*

⁸*COMSATS University Islamabad, Lahore Campus, Defence Road,
Off Raiwind Road, 54000 Lahore, Pakistan*

⁹*Fudan University, Shanghai 200443, People's Republic of China*

¹⁰*G.I. Budker Institute of Nuclear Physics SB RAS (BINP), Novosibirsk 630090, Russia*

¹¹*GSI Helmholtzcentre for Heavy Ion Research GmbH, D-64291 Darmstadt, Germany*

¹²*Guangxi Normal University, Guilin 541004, People's Republic of China*

¹³*Guangxi University, Nanning 530004, People's Republic of China*

¹⁴*Hangzhou Normal University, Hangzhou 310036, People's Republic of China*

¹⁵*Helmholtz Institute Mainz, Staudinger Weg 18, D-55099 Mainz, Germany*

¹⁶*Henan Normal University, Xixiang 453007, People's Republic of China*

¹⁷*Henan University of Science and Technology, Luoyang 471003, People's Republic of China*

¹⁸*Huangshan College, Huangshan 245000, People's Republic of China*

¹⁹*Hunan Normal University, Changsha 410081, People's Republic of China*

²⁰*Hunan University, Changsha 410082, People's Republic of China*

²¹*Indian Institute of Technology Madras, Chennai 600036, India*

²²*Indiana University, Bloomington, Indiana 47405, USA*

^{23a}*INFN Laboratori Nazionali di Frascati, I-00044 Frascati, Italy*

^{23b}*INFN Sezione di Perugia, I-06100 Perugia, Italy*

^{23c}*University of Perugia, I-06100 Perugia, Italy*

^{24a}*INFN Sezione di Ferrara, I-44122 Ferrara, Italy*

^{24b}*University of Ferrara, I-44122 Ferrara, Italy*

²⁵*Institute of Modern Physics, Lanzhou 730000, People's Republic of China*

²⁶*Institute of Physics and Technology, Peace Ave. 54B, Ulaanbaatar 13330, Mongolia*

²⁷*Jilin University, Changchun 130012, People's Republic of China*

²⁸*Johannes Gutenberg University of Mainz, Johann-Joachim-Becher-Weg 45, D-55099 Mainz, Germany*

²⁹*Joint Institute for Nuclear Research, 141980 Dubna, Moscow, Russia*

³⁰*Justus-Liebig-Universitaet Giessen, II. Physikalisches Institut,
Heinrich-Buff-Ring 16, D-35392 Giessen, Germany*

³¹*Lanzhou University, Lanzhou 730000, People's Republic of China*

³²*Liaoning Normal University, Dalian 116029, People's Republic of China*

³³*Liaoning University, Shenyang 110036, People's Republic of China*

³⁴*Nanjing Normal University, Nanjing 210023, People's Republic of China*

³⁵*Nanjing University, Nanjing 210093, People's Republic of China*

³⁶*Nankai University, Tianjin 300071, People's Republic of China*

³⁷*North China Electric Power University, Beijing 102206, People's Republic of China*

³⁸*Peking University, Beijing 100871, People's Republic of China*

³⁹*Qufu Normal University, Qufu 273165, People's Republic of China*

⁴⁰*Shandong Normal University, Jinan 250014, People's Republic of China*

⁴¹*Shandong University, Jinan 250100, People's Republic of China*

⁴²*Shanghai Jiao Tong University, Shanghai 200240, People's Republic of China*

⁴³*Shanxi Normal University, Linfen 041004, People's Republic of China*

- ⁴⁴*Shanxi University, Taiyuan 030006, People's Republic of China*
⁴⁵*Sichuan University, Chengdu 610064, People's Republic of China*
⁴⁶*Soochow University, Suzhou 215006, People's Republic of China*
⁴⁷*South China Normal University, Guangzhou 510006, People's Republic of China*
⁴⁸*Southeast University, Nanjing 211100, People's Republic of China*
⁴⁹*State Key Laboratory of Particle Detection and Electronics, Beijing 100049, Hefei 230026, People's Republic of China*
⁵⁰*Sun Yat-Sen University, Guangzhou 510275, People's Republic of China*
⁵¹*Suranaree University of Technology, University Avenue 111, Nakhon Ratchasima 30000, Thailand*
⁵²*Tsinghua University, Beijing 100084, People's Republic of China*
^{53a}*Turkish Accelerator Center Particle Factory Group, Istinye University, 34010 Istanbul, Turkey*
^{53b}*Turkish Accelerator Center Particle Factory Group, Near East University, Nicosia, North Cyprus, Mersin 10, Turkey*
⁵⁴*University of Chinese Academy of Sciences, Beijing 100049, People's Republic of China*
⁵⁵*University of Groningen, NL-9747 AA Groningen, The Netherlands*
⁵⁶*University of Hawaii, Honolulu, Hawaii 96822, USA*
⁵⁷*University of Jinan, Jinan 250022, People's Republic of China*
⁵⁸*University of Manchester, Oxford Road, Manchester M13 9PL, United Kingdom*
⁵⁹*University of Minnesota, Minneapolis, Minnesota 55455, USA*
⁶⁰*University of Muenster, Wilhelm-Klemm-Str. 9, 48149 Muenster, Germany*
⁶¹*University of Oxford, Keble Rd, Oxford OX13RH, United Kingdom*
⁶²*University of Science and Technology Liaoning, Anshan 114051, People's Republic of China*
⁶³*University of Science and Technology of China, Hefei 230026, People's Republic of China*
⁶⁴*University of South China, Hengyang 421001, People's Republic of China*
⁶⁵*University of the Punjab, Lahore-54590, Pakistan*
^{66a}*University of Turin and INFN, University of Turin, I-10125 Turin, Italy*
^{66b}*University of Eastern Piedmont, I-15121 Alessandria, Italy*
^{66c}*INFN, I-10125 Turin, Italy*
⁶⁷*Uppsala University, Box 516, SE-75120 Uppsala, Sweden*
⁶⁸*Wuhan University, Wuhan 430072, People's Republic of China*
⁶⁹*Xinyang Normal University, Xinyang 464000, People's Republic of China*
⁷⁰*Zhejiang University, Hangzhou 310027, People's Republic of China*
⁷¹*Zhengzhou University, Zhengzhou 450001, People's Republic of China*



(Received 14 September 2021; accepted 15 October 2021; published 29 November 2021; corrected 9 February 2023)

Using $(448.1 \pm 2.9) \times 10^6$ $\psi(3686)$ events collected with the BESIII detector and a single-baryon tagging technique, we present the first observation of the decays $\psi(3686) \rightarrow \Xi(1530)^0 \Xi(1530)^0$ and $\Xi(1530)^0 \Xi^0$. The branching fractions are measured to be $\mathcal{B}(\psi(3686) \rightarrow \Xi(1530)^0 \Xi(1530)^0) = (6.77 \pm 0.14 \pm 0.39) \times 10^{-5}$ and $\mathcal{B}(\psi(3686) \rightarrow \Xi(1530)^0 \Xi^0) = (0.53 \pm 0.04 \pm 0.03) \times 10^{-5}$. Here, the first and

^aAlso at the Moscow Institute of Physics and Technology, Moscow 141700, Russia.

^bAlso at the Novosibirsk State University, Novosibirsk 630090, Russia.

^cAlso at the NRC “Kurchatov Institute”, PNPI, 188300 Gatchina, Russia.

^dAlso at Goethe University Frankfurt, 60323 Frankfurt am Main, Germany.

^eAlso at Key Laboratory for Particle Physics, Astrophysics and Cosmology, Ministry of Education; Shanghai Key Laboratory for Particle Physics and Cosmology; Institute of Nuclear and Particle Physics, Shanghai 200240, People's Republic of China.

^fAlso at Key Laboratory of Nuclear Physics and Ion-beam Application (MOE) and Institute of Modern Physics, Fudan University, Shanghai 200443, People's Republic of China.

^gAlso at Harvard University, Department of Physics, Cambridge, Massachusetts 02138, USA.

^hAlso at State Key Laboratory of Nuclear Physics and Technology, Peking University, Beijing 100871, People's Republic of China.

ⁱAlso at School of Physics and Electronics, Hunan University, Changsha 410082, China.

^jAlso at Guangdong Provincial Key Laboratory of Nuclear Science, Institute of Quantum Matter, South China Normal University, Guangzhou 510006, China.

^kAlso at Frontiers Science Center for Rare Isotopes, Lanzhou University, Lanzhou 730000, People's Republic of China.

^lAlso at Lanzhou Center for Theoretical Physics, Lanzhou University, Lanzhou 730000, People's Republic of China.

Published by the American Physical Society under the terms of the [Creative Commons Attribution 4.0 International license](https://creativecommons.org/licenses/by/4.0/). Further distribution of this work must maintain attribution to the author(s) and the published article's title, journal citation, and DOI. Funded by SCOAP³.

second uncertainties are statistical and systematic, respectively. In addition, the parameter associated with the angular distribution for the decay $\psi(3686) \rightarrow \Xi(1530)^0 \bar{\Xi}(1530)^0$ is determined to be $\alpha = 0.32 \pm 0.19 \pm 0.07$, in agreement with theoretical predictions within one standard deviation.

DOI: [10.1103/PhysRevD.104.092012](https://doi.org/10.1103/PhysRevD.104.092012)

I. INTRODUCTION

The production of the J/ψ and $\psi(3686)$ resonances (here both are denoted by ψ) in e^+e^- annihilation and their subsequent two-body hadronic decays can be used to test perturbative quantum chromodynamics (QCD) and QCD-based calculations [1], which concern topics such as gluon spin, quark-distribution amplitudes in baryon-antibaryon ($B\bar{B}$) pairs, and total hadron-helicity conservation. In particular, the decay of charmonium to $B\bar{B}$ pairs is a suitable avenue for testing these calculations due to its simple topology. However, only a few $\psi \rightarrow B\bar{B}$ decay modes have been precisely measured until now. Many decay modes, such as $\psi(3686) \rightarrow \Xi(1530)^0 \bar{\Xi}(1530)^0$ and $\Xi(1530)^0 \bar{\Xi}^0$ decays, are still either unknown or less precisely measured [2].

A precise measurement of the angular distributions of $\psi \rightarrow B\bar{B}$ is desirable to test helicity conservation rules and theoretical models [3,4], especially the color-octet contributions in these decays. The angular distribution for the process $\psi \rightarrow B\bar{B}$ can be expressed as

$$\frac{dN}{d(\cos\theta_B)} \propto 1 + \alpha \cos^2\theta_B, \quad (1)$$

where θ_B is the angle of the momentum vector of one of the baryons in the center-of-mass (CM) system with respect to the direction of the positron beam. Theoretically, the values of the angular-distribution parameter α have been predicted by first-order QCD calculations [3,4]. In the prediction of Claudson *et al.* [3], the mass of the final baryon is taken into consideration unitarily, while the constituent quarks inside the baryon are taken as massless when computing the decay amplitude. Yet Carimalo *et al.* [4] deemed that quark mass effects are more sensitive than electromagnetic contributions to the α value, and the mass effects at the quark level are taken into account. Experimentally, the values of α have been measured for several baryon-pair final states [5–9]. Positive values of α were found for the processes $\psi(3686) \rightarrow \Xi(1530)^- \bar{\Xi}(1530)^+$ [10] and $\psi(3686) \rightarrow \Xi^0 \bar{\Xi}^0$, while for other known processes, such as $J/\psi \rightarrow \Sigma^0 \bar{\Sigma}^0$ and $\Sigma(1385) \bar{\Sigma}(1385)$, the values were found to be negative. Chen and Ping [11] noted that the angular-distribution parameter for $\psi \rightarrow B\bar{B}$ could be negative when the rescattering effects of $B\bar{B}$ in heavy quarkonium decays are taken into account. The BESIII experiment has collected a large data sample at the $\psi(3686)$ peak, which can be used to investigate several baryon decay channels

e.g., $\psi(3686) \rightarrow \Xi(1530)^0 \bar{\Xi}(1530)^0$, where the α value is predicted to be 0.32 by C. Carimalo [4].

An additional motivation for studying the baryonic decays of ψ mesons is that perturbative QCD predicts that the ratio of the branching fractions of the $\psi(3686)$ and the J/ψ decaying into the same final state should follow the so-called “12% rule” [12],

$$\mathcal{Q} = \frac{\mathcal{B}(\psi(3686) \rightarrow \text{hadrons})}{\mathcal{B}(J/\psi \rightarrow \text{hadrons})} \approx 12\%. \quad (2)$$

Although the ratio has been measured with a wide variety of final states [13], the review in Ref. [14], which includes a comparison of theory and experiment, concludes that the current theoretical explanations are unsatisfactory. More experimental results, such as the decay of $\psi(3686) \rightarrow \Xi(1530)^0 \bar{\Xi}^0$, are required to test the “12% rule” [12] and theoretical models [14].

Finally, according to $SU(3)$ -flavor symmetry, decays of charmonium into $B\bar{B}$ pairs of the same multiplet [$B_1\bar{B}_1$, $B_8\bar{B}_8$, and $B_{10}\bar{B}_{10}$, where B_1 , B_8 , and B_{10} represent $SU(3)$ singlet, octet, and decuplet baryons, respectively] are allowed, but those into octet-decuplet baryon pairs $B_8\bar{B}_{10}$ are forbidden [15]. Violations of these predictions have long been known. For instance, $J/\psi \rightarrow B_8\bar{B}_{10}$ including $J/\psi \rightarrow \Xi^0 \bar{\Xi}(1530)^0$, $\Xi^- \bar{\Xi}(1530)^+$, $\bar{\Sigma}^+ \Sigma(1385)^-$, $\bar{\Sigma}^- \Sigma(1385)^+$, etc., were reported by the DM2 Collaboration [16]. Recently, the BESIII Collaboration has reported an improved measurement of $J/\psi \rightarrow \Xi^- \bar{\Xi}(1530)^+$ [17] and the first observation of $\psi(3686) \rightarrow \Xi^- \bar{\Xi}(1530)^+$ [10]. Additional measurements on this topic are desirable.

In this paper, branching fraction measurements for charmonium decays to the neutral $B_{10}\bar{B}_{10}$ and $B_{10}\bar{B}_8$ modes, $\psi(3686) \rightarrow \Xi(1530)^0 \bar{\Xi}(1530)^0$ and $\psi(3686) \rightarrow \Xi(1530)^0 \bar{\Xi}^0$, as well as the angular-distribution measurement for $\psi(3686) \rightarrow \Xi(1530)^0 \bar{\Xi}(1530)^0$, are presented using $(448.1 \pm 2.9) \times 10^6$ $\psi(3686)$ events collected with the BESIII detector at BEPCII in 2009 and 2012 [18]. To increase the detection efficiency, as in Ref. [19], this analysis employs a single-baryon tagging technique in which we reconstruct a $\Xi(1530)^0$ candidate through the decay chain $\Xi(1530)^0 \rightarrow \Xi^- \pi^+$, with $\Xi^- \rightarrow \Lambda \pi^-$ and $\Lambda \rightarrow p \pi^-$, and search for a $\bar{\Xi}(1530)$ ($\bar{\Xi}^0$) candidate on the recoil side in $\psi(3686) \rightarrow \Xi(1530)^0 \bar{\Xi}(1530)^0$ ($\psi(3686) \rightarrow \Xi(1530)^0 \bar{\Xi}^0$) decay (unless otherwise noted, charge conjugation is implied throughout the paper).

II. BESIII DETECTOR AND MONTE CARLO SIMULATION

The BESIII detector [20] records symmetric e^+e^- collisions provided by the BEPCII storage ring [21], which operates with a peak luminosity of $1 \times 10^{33} \text{ cm}^{-2} \text{ s}^{-1}$ in the center-of-mass energy range from 2.0 to 4.9 GeV. The cylindrical core of the BESIII detector covers 93% of the full solid angle and consists of a helium-based multilayer drift chamber (MDC), a plastic scintillator time-of-flight (TOF) system, and a CsI(Tl) electromagnetic calorimeter (EMC), which are all enclosed in a superconducting solenoidal magnet providing a 1.0 T magnetic field. The solenoid is supported by an octagonal flux-return yoke with resistive plate counter-muon identification modules interleaved with steel. The charged-particle momentum resolution at 1 GeV/c is 0.5%, and the specific energy loss (dE/dx) resolution is 6% for electrons from Bhabha scattering. The EMC measures photon energies with a resolution of 2.5% (5%) at 1 GeV in the barrel (end-cap) region. The time resolution in the TOF barrel region is 68 ps, while that in the end-cap region is 110 ps.

Simulated data samples produced with a GEANT4-based [22] Monte Carlo (MC) package, which includes the geometric description of the BESIII detector and the detector response, are used to determine detection efficiencies and to estimate background contributions. The simulation models the beam-energy spread and the initial state radiation (ISR) in the e^+e^- annihilations with the generator KKMC [23]. The inclusive MC sample includes the production of the $\psi(3686)$ resonance, the ISR production of the J/ψ , and the continuum processes incorporated in KKMC [23]. The known decay modes are modeled with EvtGen [24] using branching fractions taken from the Particle Data Group (PDG) [13], and the remaining unknown charmonium decays are modeled with LundCharm [25]. Final-state radiation (FSR) from charged final-state particles is incorporated using the Photos package [26]. To determine the detection efficiencies for the signal modes $\psi(3686) \rightarrow \Xi(1530)^0 \Xi(1530)^0$ and $\psi(3686) \rightarrow \Xi(1530)^0 \Xi^0$, one million simulated signal MC samples are generated for each reconstructed mode, taking into account the angular distributions measured in this analysis. The processes $\Xi(1530)^0 \rightarrow \Xi^- \pi^+$ with $\Xi^- \rightarrow \Lambda \pi^-$ and $\Lambda \rightarrow p \pi^-$ are generated uniformly in phase space. The data set collected at the CM energy of 3.65 (3.572) GeV with an integrated luminosity of 43.88 (23.14) pb^{-1} is used to estimate the contamination from the continuum processes $e^+e^- \rightarrow \Xi(1530)^0 \Xi(1530)^0$ and $e^+e^- \rightarrow \Xi(1530)^0 \Xi^0$ [18].

III. DATA ANALYSIS

Charged tracks detected in the MDC are required to be within a polar angle (θ) range of $|\cos \theta| < 0.93$, where θ is defined with respect to the axis of the MDC. Particle identification (PID) for charged tracks combines

measurements of the specific energy loss dE/dx in the MDC and the flight time measured by the TOF to form likelihoods $\mathcal{L}_h (h = p, K, \pi)$ for each hadron h hypothesis. Tracks are identified as protons (pions) when the proton (pion) hypothesis has the greatest likelihood, i.e., $\mathcal{L}_{p(\pi)} > \mathcal{L}_K$ and $\mathcal{L}_{p(\pi)} > \mathcal{L}_{\pi(p)}$.

The Λ candidates are reconstructed from $p\pi^-$ pairs with an invariant mass lying within $\pm 5 \text{ MeV}/c^2$ of the nominal Λ mass [13]. This mass window is chosen by optimizing the figure of merit (FOM) $\frac{S}{\sqrt{S+B}}$, where S is the number of signal events and B is the number of background events. In this case, S and B are taken from signal MC and the inclusive MC samples, respectively. A secondary-vertex fit [27] is performed with all the $p\pi^-$ combinations; those with $\chi^2 < 500$ are kept for further analysis. To further suppress background events, the decay length of the Λ candidate is required to be positive. In the case of multiple candidates, the one with an unconstrained mass closest to the nominal mass is retained. The Ξ^- candidates are reconstructed from $\Lambda\pi^-$ pairs with an invariant mass within $\pm 8 \text{ MeV}/c^2$ of the nominal Ξ^- mass [13]. A secondary-vertex fit [27] is performed on all $\Lambda\pi^-$ combinations. Only the candidate with an invariant mass closest to the nominal mass is retained if there is more than one candidate in an event. The decay length of the Ξ^- is required to be positive to further suppress background. The $\Xi(1530)^0$ candidates are reconstructed by combining Ξ^- candidates with an additional π^+ , minimizing the variable $|M_{\Xi\pi} - M_{\Xi(1530)^0}|$, where $M_{\Xi\pi}$ is the invariant mass of $\Xi^- \pi^+$ and $M_{\Xi(1530)^0}$ is the nominal mass of the $\Xi(1530)^0$ [13]. On average, there are 1.07 (1.02) candidates per event for the $\Xi(1530)^0 \Xi(1530)^0$ ($\Xi(1530)^0 \Xi^0$) final state before the best candidate selection.

A further requirement of $|M_{\pi^+\pi^-}^{\text{recoil}} - M_{J/\psi}| > 4 \text{ MeV}/c^2$, obtained by optimizing the FOM, is applied to suppress the $\psi(3686) \rightarrow \pi^+\pi^- J/\psi$ background, where the $M_{\pi^+\pi^-}^{\text{recoil}}$ is the recoil mass for the $\pi^+\pi^-$ system, and $M_{J/\psi}$ is the nominal mass of the J/ψ meson [13].

The presence of the antibaryon candidates Ξ^0 and $\Xi(1530)^0$ is inferred from the mass recoiling against the tagged $\Xi^- \pi^+$ system, $M_{\Xi\pi}^{\text{recoil}} = \sqrt{(E_{\text{CM}} - E_{\Xi\pi})^2 - (\mathbf{P}_{\Xi\pi})^2}$, where E_{CM} is CM energy, $E_{\Xi\pi}$ and $\mathbf{P}_{\Xi\pi}$ are the energy and momentum of the selected $\Xi^- \pi^+$ system in the e^+e^- rest frame. Figure 1 shows the distributions of $M_{\Xi\pi}^{\text{recoil}}$ versus $M_{\Xi\pi}$. Clear $\psi(3686) \rightarrow \Xi(1530)^0 \Xi(1530)^0$ and $\Xi(1530)^0 \Xi^0$ signals are observed.

Analysis of the $\psi(3686)$ inclusive MC sample with a generic event-type investigation tool, TopoAna [28], indicates that the main background events come from $\psi(3686) \rightarrow \pi^+\pi^-(\pi^0\pi^0)J/\psi$ with $J/\psi \rightarrow \Xi^- \Xi^+$. The background shape from the $\pi^0\pi^0 J/\psi$ channel is flat, while the background shape from the $\pi^+\pi^- J/\psi$ channel is not smooth. We also investigate the contribution from continuum processes with the off-peak data at $\sqrt{s} = 3.65$

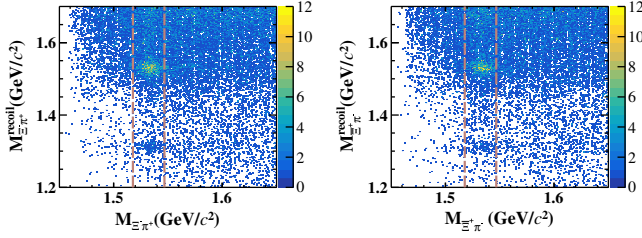


FIG. 1. Distributions of $M_{\Xi\pi}^{\text{recoil}}$ versus $M_{\Xi\pi}$ for $\Xi(1530)^0$ tag (left) and $\bar{\Xi}(1530)^0$ tag (right). Two dashed lines denote the $\Xi(1530)^0$ signal region.

(3.572) GeV. It is found that few events survive the selection criteria, and no $\Xi(1530)^0$ (Ξ^0) peaking contribution is seen due to the rather low sample size. Taking into account the normalization of the integrated luminosity and CM energy dependence of the cross section, the contribution from continuum processes is expected to be small and is neglected in the remainder of the analysis. In addition, there is the possibility of miscombinations of negative pions with similar momenta in both the baryon and antibaryon decay chains in the signal events. Including these in the $\Xi(1530)^0$ or Ξ^0 reconstruction leads to a wrong-combination background (WCB).

IV. BRANCHING FRACTION AND ANGULAR-DISTRIBUTION MEASUREMENTS

A. Branching fractions

The signal yields for the two decays $\psi(3686) \rightarrow \Xi(1530)^0 \bar{\Xi}(1530)^0$ and $\psi(3686) \rightarrow \Xi(1530)^0 \Xi^0$ are determined by performing a simultaneous extended unbinned maximum-likelihood fit to the $M_{\Xi\pi^+}^{\text{recoil}}$ and $M_{\Xi^+\pi^-}^{\text{recoil}}$ spectra,

respectively. In the fit, the signal shapes are represented by the MC-simulated shape sampled from a multidimensional histogram using the signal MC simulation, convolved with a Gaussian function to take into account the detector-resolution difference between data and MC simulation, where the parameters of the Gaussian function are left free but constrained to be the same for the two charge conjugation modes. The background events from $\psi(3686) \rightarrow \pi^+\pi^-J/\psi$ with $J/\psi \rightarrow \Xi^-\bar{\Xi}^+$ are described by their respective MC-simulated shapes and the corresponding number of background events, computed according to their respective branching fractions, are fixed. The WCB is also described by the MC-simulated shape, and its contribution is fixed according to the MC simulation. The shape of the other sources of the background (Other-Bkg) looks smooth and is described by a third-order Chebychev polynomial function. The fit results are shown in Fig. 2. The statistical significance for both $\psi(3686) \rightarrow \Xi(1530)^0 \bar{\Xi}(1530)^0$ and $\psi(3686) \rightarrow \Xi(1530)^0 \Xi^0$ is found to be greater than 10σ .

The branching fraction of $\psi(3686) \rightarrow X$ is calculated as

$$\mathcal{B}(\psi(3686) \rightarrow X) = \frac{N^{\text{sig}}}{N_{\psi(3686)} \cdot \mathcal{B} \cdot \epsilon}, \quad (3)$$

where X stands for $\Xi(1530)^0 \bar{\Xi}(1530)^0$ or $\Xi(1530)^0 \Xi^0$; N^{sig} is the number of observed events extracted from the fit; $N_{\psi(3686)}$ is the total number of $\psi(3686)$ events [18]; \mathcal{B} denotes the product of branching fractions of $\Xi(1530)^0 \rightarrow \Xi^-\pi^+$, $\Xi^- \rightarrow \Lambda\pi^-$ and $\Lambda \rightarrow p\pi^-$ [13]; ϵ denotes the detection efficiency obtained from the signal MC sample generated with the measured α value for $\psi(3686) \rightarrow \Xi(1530)^0 \bar{\Xi}(1530)^0$ as discussed below.

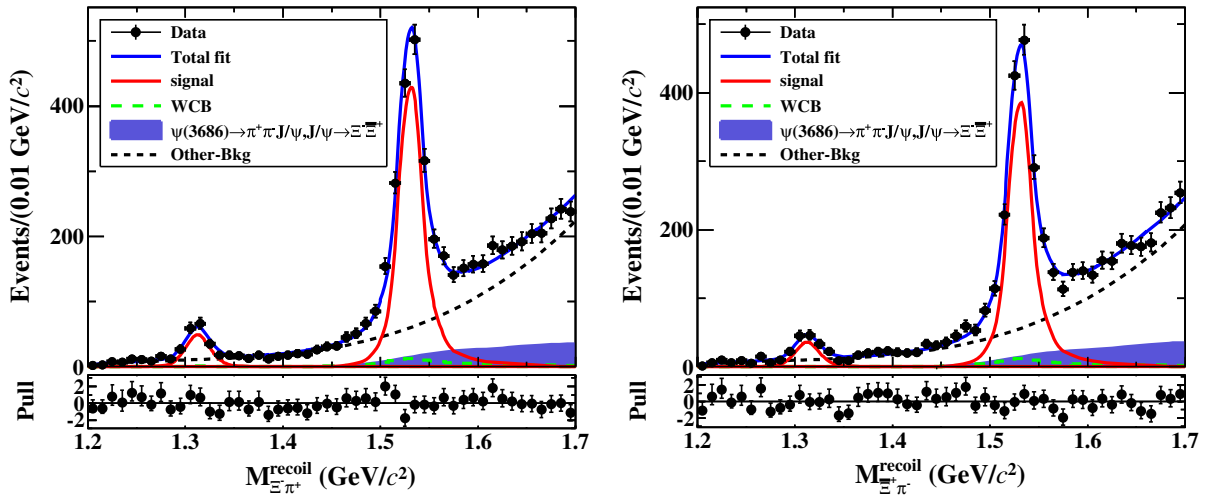


FIG. 2. Simultaneous fits to the $M_{\Xi\pi^+}^{\text{recoil}}$ (left) and $M_{\Xi^+\pi^-}^{\text{recoil}}$ (right) spectra for $\psi(3686) \rightarrow \Xi(1530)^0 \bar{\Xi}(1530)^0$ and $\psi(3686) \rightarrow \Xi(1530)^0 \Xi^0$ decays, respectively. Dots with error bars are data. The solid blue lines represent the fit results, the solid red lines denote the signals, the dashed green lines denote the wrong-combination background events (WCB), the shaded blue histograms denote the background $\psi(3686) \rightarrow \pi^+\pi^-J/\psi$ with $J/\psi \rightarrow \Xi^-\bar{\Xi}^+$, and the short-dashed black lines denote contributions from other background sources (Other-Bkg).

TABLE I. Summary of the number of extracted signal yield (N^{sig}), efficiency ($\epsilon(\%)$), the angular-distribution parameter (α) and branching fractions (\mathcal{B}) measured in this analysis which are described in detail in Secs. IV A and IV B, respectively, the combined branching fractions for neutral (charged [10]) [$\mathcal{B}_{\text{neutral}}^{\text{com}}$ ($\mathcal{B}_{\text{charged}}^{\text{com}}$)], the combined angular distribution parameter for neutral (charged [10]) mode [$\alpha_{\text{neutral}}^{\text{com}}$ ($\alpha_{\text{charged}}^{\text{com}}$)], as well as the ratio of branching fractions between the neutral and charged modes $\mathcal{R} = \mathcal{B}_{\text{neutral}}^{\text{com}}/\mathcal{B}_{\text{charged}}^{\text{com}}$. Here, the uncertainties for N^{sig} and ϵ are statistical only, while for other quantities the first uncertainties are statistical and the second ones are systematics. “...” denote unmeasured quantities.

Tag mode	$\psi(3686) \rightarrow \Xi(1530)^0 \bar{\Xi}(1530)^0$		$\psi(3686) \rightarrow \Xi(1530)^0 \Xi^0$	
	$\Xi(1530)^0$	$\bar{\Xi}(1530)^0$	$\Xi(1530)^0$	$\bar{\Xi}(1530)^0$
N^{sig}	1553 ± 50	1398 ± 47	160 ± 16	118 ± 14
$\epsilon(\%)$	11.76 ± 0.03	11.26 ± 0.03	13.96 ± 0.04	13.29 ± 0.04
α	$0.47 \pm 0.27 \pm 0.11$	$0.20 \pm 0.25 \pm 0.10$
$\mathcal{B}(10^{-5})$	$6.92 \pm 0.22 \pm 0.44$	$6.51 \pm 0.22 \pm 0.53$	$0.60 \pm 0.06 \pm 0.04$	$0.47 \pm 0.06 \pm 0.04$
$\alpha_{\text{neutral}}^{\text{com}}$	$0.32 \pm 0.19 \pm 0.07$...	
$\alpha_{\text{charged}}^{\text{com}}$ [10]	$0.40 \pm 0.24 \pm 0.06$...	
$\mathcal{B}_{\text{neutral}}^{\text{com}}(10^{-5})$	$6.77 \pm 0.14 \pm 0.39$		$0.53 \pm 0.04 \pm 0.03$	
$\mathcal{B}_{\text{charged}}^{\text{com}}(10^{-5})$ [10]	$11.45 \pm 0.49 \pm 0.92$		$0.70 \pm 0.11 \pm 0.04$	
\mathcal{R}	$0.59 \pm 0.03 \pm 0.06$		$0.76 \pm 0.13 \pm 0.06$	

The signal yields (N^{sig}), the detection efficiencies (ϵ) and the branching fractions [$\mathcal{B}(\psi(3686) \rightarrow X)$] for the analyzed decay modes are summarized in Table I. The systematic uncertainties on the measurements for the branching fractions will be discussed in Sec. VA.

B. Angular distribution

The angular-distribution parameter α for the decay $\psi(3686) \rightarrow \Xi(1530)^0 \bar{\Xi}(1530)^0$ is determined by performing a least-squares fit based on Eq. (1) to the efficiency-corrected distribution of N^{sig} versus $\cos\theta_B$. The signal yields are extracted in eight equal bins of $\cos\theta_B$ in the range from -0.8 to 0.8 using the method described in Sec. IV A. The corresponding signal yield in each bin of $\cos\theta_B$ is corrected with an efficiency obtained from a signal MC sample generated uniformly in phase space.

The distribution of the efficiency-corrected signal yield from data together with the results of the fit are shown in Fig. 3, obtained by separate fits to the corresponding distributions. The goodness of the fit is calculated to be $\chi^2/\text{NDF} = 3.58/6$ for the $\Xi(1530)^0$ tag, and $4.82/6$ for the $\bar{\Xi}(1530)^0$ tag, where NDF is the number of degrees of

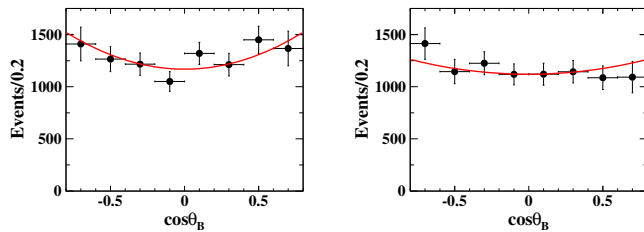


FIG. 3. Distributions of $\cos\theta_B$ for the $\Xi(1530)^0$ tag (left) and the $\bar{\Xi}(1530)^0$ tag (right). The dots with error bars show the efficiency-corrected N^{sig} for data, without including the systematic uncertainty, and the curves show the fit results.

freedom. The values of α obtained from the fit are summarized in Table I. The systematic uncertainty on the measurement of α will be discussed in Sec. VB. Due to the limited sample size, α for the decay $\psi(3686) \rightarrow \Xi(1530)^0 \Xi^0$ is not measured in this study.

V. SYSTEMATIC UNCERTAINTIES

A. Branching fractions

The systematic uncertainties in the branching fraction measurements are associated with knowledge of the tracking efficiency, PID efficiency, trigger efficiency, Ξ^- reconstruction efficiency, the choice of mass windows and decay lengths for the Λ and Ξ^- candidates, fit range, signal and background shapes, the knowledge of the branching fraction of the intermediate decay, and the uncertainty on the total number of $\psi(3686)$ events. The uncertainties due to the tracking and PID efficiency [except for those associated with the π^+ from the $\Xi(1530)^0$ decay] and the Λ reconstruction efficiency have been incorporated in the Ξ^- reconstruction efficiency, and the uncertainty due to the trigger efficiency is negligible [29].

Below is a summary of all the sources of the systematic uncertainties identified in this analysis.

- Tracking and PID:* The uncertainties due to the π^+ tracking [coming from the $\Xi(1530)^0$ mother particle] efficiency and the PID efficiency are investigated with a control sample of $\psi(3686) \rightarrow \pi^+ \pi^- p \bar{p}$ decays. The observed difference in efficiency between the data and MC simulation, 1.0%, for both quantities, is assigned as the uncertainty for the tracking and PID efficiency separately [10].
- Ξ^- reconstruction:* The uncertainty due to the Ξ^- reconstruction efficiency is estimated from a study of a control sample of $\psi(3686) \rightarrow \Xi^- \bar{\Xi}^+$ decays [10]. The efficiency differences between the data and MC

- simulation are found to be 3.0% for the Ξ^- reconstruction and 6.0% for the $\bar{\Xi}^+$ reconstruction, which are taken as the systematic uncertainties.
- c. *Decay length of Λ (Ξ^-):* The uncertainty associated with the efficiency for the decay-length requirement on Λ (Ξ^-) candidates is estimated as the difference of selection efficiency on the data and MC simulation with a control sample $J/\psi \rightarrow \Xi^- \bar{\Xi}^+$ decays.
 - d. *Mass window of Λ (Ξ^-):* The uncertainty associated with the mass-window requirement on the Λ (Ξ^-) candidates is estimated as the difference of the selection efficiency on the data and MC simulation, evaluated with the $J/\psi \rightarrow \Xi^- \bar{\Xi}^+$ control sample.
 - e. *Mass window of $\Xi(1530)^0$:* The uncertainty associated with the mass-window requirement on the $\Xi(1530)^0$ candidates is estimated by varying the requirement by $\pm 1 \text{ MeV}/c^2$. The largest difference in efficiency between data and MC simulation is taken as the systematic uncertainty.
 - f. *Fit range:* Any potential bias associated with the choice of fit range is estimated by varying this range by $\pm 10 \text{ MeV}/c^2$. The maximum observed difference on the branching fraction is taken as the systematic uncertainty.
 - g. *Signal shape:* The uncertainty due to the choice of signal shape is estimated by changing the MC-simulated shape with a kernel density estimation [30] of the unbinned signal MC derived shape. The difference in the measured branching fraction is taken as the systematic uncertainty.
 - h. *Background shape:* The uncertainty associated with the use of a Chebychev polynomial function to describe the remaining background events from miscellaneous sources is estimated by performing alternative fits with a second- or fourth-order Chebychev polynomial function. The difference in the measured branching fraction is taken as the systematic uncertainty.
 - i. *$\pi^+\pi^-J/\psi$ background:* The uncertainty associated with the $\pi^+\pi^-J/\psi$ background has two components; the impact of the mass-window requirement on $M_{\pi^+\pi^-}^{\text{recoil}}$ and the knowledge of the size of background from $\psi(3686) \rightarrow \pi^+\pi^-J/\psi$ with $J/\psi \rightarrow \Xi^- \bar{\Xi}^+$. The uncertainty related to the $M_{\pi^+\pi^-}^{\text{recoil}}$ mass window is estimated by changing the requirement by $\pm 1 \text{ MeV}/c^2$. The largest difference on the branching fraction is taken as the systematic uncertainty. The uncertainty related to the amount of $\psi(3686) \rightarrow \pi^+\pi^-J/\psi$ with $J/\psi \rightarrow \Xi^- \bar{\Xi}^+$ background is estimated by changing the branching fraction of $J/\psi \rightarrow \Xi^- \bar{\Xi}^+$ within one standard deviation. The resulting difference on branching fraction yield is taken as the uncertainty. The total uncertainty associated with the $\pi^+\pi^-J/\psi$ background is calculated by taking the quadratic sum of the two individual contributions.
 - j. *WCB:* Any possible bias related to WCB is assessed by comparing the signal yields with and without the corresponding component included in the fit. The difference on the branching fraction is found to be negligible.
 - k. *Angular distribution:* The MC simulation for the signal channels requires as input the angular-distribution parameters of the baryon pairs. For the $\psi(3686) \rightarrow \Xi(1530)^0 \bar{\Xi}(1530)^0$ mode, this uncertainty is estimated by varying the measured α values by $\pm 1\sigma$ uncertainty in the MC simulation, and the resulting largest difference compared with the nominal efficiency is taken as the uncertainty. For the mode $\Xi(1530)^0 \bar{\Xi}^0$, we set $\alpha = 0$ and generate a new MC sample to obtain the detection efficiency, whose difference relative to the nominal efficiency is taken as the uncertainty. The uncertainty of the MC model for simulating the decays of $\Xi(1530)$, Ξ and Λ baryon is estimated by comparing the efficiency with and without considering the angular distribution of baryon pair via EvtGen [24]. The total uncertainty related to the angular distribution is assigned to be the quadratic sum of all individual terms.
 - l. *Intermediate decay:* The uncertainties due to the branching fractions of the intermediate decays, $\Lambda \rightarrow p\pi^-$ and $\Xi^- \rightarrow \Lambda\pi^-$, are taken to be 0.8% and 0.1%, respectively, from the PDG [13]. The uncertainty of the branching fraction of $\Xi(1530)^0 \rightarrow \Xi^- \pi^+$ is conservatively taken to be 4.0%, where we assume $\Xi(1530)$ completely decaying to its $\Xi\pi$ mode [13].
 - m. $N_{\psi(3686)}$: The uncertainties due to the total number of $\psi(3686)$ events ($N_{\psi(3686)}$) are determined with inclusive hadronic $\psi(3686)$ decays and taken to be 0.7% [18].
- The total systematic uncertainty in the branching-fraction measurement is obtained by summing the individual contributions in quadrature, which is summarized in Table II.

B. Angular distribution

The sources of systematic uncertainty for the measurement of the α value include those from the signal yields in different $\cos\theta_B$ intervals and those associated with the α -value fit. The uncertainties for the signal yield arise from the choice of fit range, the signal and background shapes, the MC model, the level of the WCB and that of the background size from $\psi(3686) \rightarrow \pi^+\pi^-J/\psi$ with $J/\psi \rightarrow \Xi^- \bar{\Xi}^+$. These uncertainties are estimated with the same method as described in Sec. VA, where the shifts in the value of α with respect to that from the default fit are taken as the systematic uncertainties. The uncertainties associated with the α -value fit are assigned as follows:

- a. *The $\cos\theta_B$ binning:* This uncertainty is estimated by comparing the different binning schemes. In the nominal binning scheme, the $\cos\theta_B \in [-0.8, 0.8]$ is

TABLE II. Relative systematic uncertainties on the branching fraction measurements (in %).

Source	$\Xi(1530)^0\bar{\Xi}(1530)^0$		$\Xi(1530)^0\bar{\Xi}^0$	
	$\Xi(1530)^0$	$\bar{\Xi}(1530)^0$	$\Xi(1530)^0$	$\bar{\Xi}(1530)^0$
Tracking for pion	1.0	1.0	1.0	1.0
PID for pion	1.0	1.0	1.0	1.0
Ξ^- reconstruction	3.0	6.0	3.0	6.0
Decay length Λ	0.1	0.1	0.1	0.1
Decay length Ξ^-	0.5	0.4	0.5	0.4
Mass window Λ	0.2	0.4	0.2	0.4
Mass window Ξ^-	1.3	1.3	1.3	1.3
Mass window $\Xi(1530)^0$	0.7	0.8	1.3	1.5
Fit range	1.1	0.9	0.6	0.2
Signal shape	1.0	0.6	2.5	3.4
Background shape	1.5	1.5	1.2	1.3
$\pi^+\pi^-J/\psi$ background	1.3	0.8	0.7	0.8
WCB	<0.1	<0.1	<0.1	<0.1
Angular distribution	1.7	2.2	2.2	2.6
$\mathcal{B}(\Lambda \rightarrow p\pi^-)$	0.8	0.8	0.8	0.8
$\mathcal{B}(\Xi^- \rightarrow \Lambda\pi^-)$	0.1	0.1	0.1	0.1
$\mathcal{B}(\Xi(1530) \rightarrow \Xi^-\pi^+)$	4.0	4.0	4.0	4.0
$N_{\psi(3686)}$	0.7	0.7	0.7	0.7
Total	6.3	8.2	6.7	8.9

divided into 8 bins, while an alternative binning scheme divides the $|\cos\theta_B| \in [0, 0.8]$ into eight bins. The resulting differences on the α value are taken as the systematic uncertainties.

- b. *The $\cos\theta_B$ range:* This uncertainty is estimated by repeating the fit after changing the $\cos\theta_B$ range to $[-0.7, 0.7]$, with the same bin size as the nominal fit. The differences on the α value are found to be negligible for both tagging modes.

All the systematic uncertainties for the α measurement are summarized in Table III, where the total systematic uncertainty is the quadratic sum of the contributions.

VI. RESULTS

Combined branching fractions and α values are calculated with a weighted least-squares method [31].

TABLE III. Systematic uncertainties (absolute) on the measurement of the α value for $\psi(3686) \rightarrow \Xi(1530)^0\bar{\Xi}(1530)^0$.

Source	$\Xi(1530)^0$	$\bar{\Xi}(1530)^0$
Fit range	0.03	0.03
Signal shape	0.05	0.07
Background shape	0.03	0.04
MC model	0.03	0.04
WCB	0.02	0.01
$\pi^+\pi^-J/\psi$ background	< 0.01	< 0.01
$\cos\theta$ binning	0.08	0.03
$\cos\theta$ range	< 0.01	< 0.01
Total	0.11	0.10

The single-baryon recoil mass method leads to some double counting of the $\Xi(1530)^0\bar{\Xi}(1530)^0$ final state; MC studies indicate this occurs at a rate of about 10%, which is taken as a common statistical uncertainty when calculating the combined branching fractions and α value. The systematic uncertainties are weighted to properly account for common and uncommon systematic uncertainties using the method in the Ref. [10]. The results are summarized in Table I. The measured value of α is in agreement with the predictions of Refs. [4].

To test isospin symmetry, the ratios of the combined branching fractions for the decay $\psi(3686) \rightarrow X$ between neutral and charged modes, $\mathcal{R}_{\psi(3686) \rightarrow X} = \frac{\mathcal{B}_{\text{neutral}}^{\text{com}}}{\mathcal{B}_{\text{charged}}^{\text{com}}}$, are calculated by assuming that the common systematic uncertainties between the neutral and charged decay modes cancel in the measurement. The ratio is determined to be $0.59 \pm 0.03 \pm 0.06$ for the decay $\psi(3686) \rightarrow \Xi(1530)\bar{\Xi}(1530)$, in significant disagreement with the expectation from isospin symmetry. The corresponding result for $\psi(3686) \rightarrow \Xi(1530)\bar{\Xi}$ is found to be $0.76 \pm 0.13 \pm 0.06$, which is compatible with that expected from isospin symmetry. In both cases, the first uncertainty is statistical and the second is systematic.

To test the ‘‘12% rule’’ in the neutral decay of $\psi \rightarrow \Xi(1530)^0\bar{\Xi}^0$, the ratio between $\mathcal{B}(\psi(3686) \rightarrow \Xi(1530)^0\bar{\Xi}^0)$ and $\mathcal{B}(J/\psi \rightarrow \Xi(1530)^0\bar{\Xi}^0)$ [16], $\mathcal{Q}_{\text{neutral}} = \frac{\mathcal{B}(\psi(3686) \rightarrow \Xi(1530)^0\bar{\Xi}^0)}{\mathcal{B}(J/\psi \rightarrow \Xi(1530)^0\bar{\Xi}^0)}$ is calculated by assuming that the correlation between the two measurements is negligible. It is determined to be $(3.31 \pm 1.25 \pm 0.73)\%$, where the large uncertainty arises from the limited knowledge of

$\mathcal{B}(J/\psi \rightarrow \Xi(1530)^0 \Xi^0)$, where the first and second uncertainties are statistical and systematic, respectively. One observes that the ratio is suppressed relative to the “12% rule”. As a comparison, the ratio for its isospin charged mode, $\mathcal{Q}_{\text{charged}} = \frac{\mathcal{B}(\psi(3686) \rightarrow \Xi(1530)^- \Xi^+)}{\mathcal{B}(J/\psi \rightarrow \Xi(1530)^- \Xi^+)}$, is also calculated with the measured branching fractions [10,17] and determined to be $(3.12 \pm 0.49 \pm 0.20)\%$. Hence the ratios $\mathcal{Q}_{\text{neutral}}$ and $\mathcal{Q}_{\text{charged}}$ are compatible in value, and both of them disfavor the “12% rule”.

VII. SUMMARY

In summary, using $(448.1 \pm 2.9) \times 10^6$ $\psi(3686)$ events collected with the BESIII detector at the BEPCII, we have made the first observation of $\psi(3686) \rightarrow \Xi(1530)^0 \Xi(1530)^0$ and $\Xi(1530)^0 \Xi^0$ decays by a single-baryon tagging technique. The corresponding branching fractions are measured to be $(6.77 \pm 0.14 \pm 0.39) \times 10^{-5}$ and $(0.53 \pm 0.04 \pm 0.03) \times 10^{-5}$, respectively. The branching fraction for $\psi(3686) \rightarrow \Xi(1530)^0 \Xi(1530)^0$ measured in this work is consistent with the result reported by the CLEO Collaboration [2], and the precision is significantly improved by about 40 times. The observation of the $\psi(3686) \rightarrow \Xi(1530)^0 \Xi^0$ decay mode indicates that $SU(3)$ flavor symmetry is broken in $\psi(3686)$ decays, which further validates the generality of $SU(3)$ flavor symmetry breaking. It is also found that isospin symmetry is violated in the decay $\psi(3686) \rightarrow \Xi(1530) \Xi(1530)$, but conserved within 1.5σ of the expectation for the decay $\psi(3686) \rightarrow \Xi(1530) \Xi$. The “12% rule” is tested in the decay $\psi \rightarrow \Xi(1530) \Xi$ and found to be highly violated. The measured angular distribution parameter α for $\psi(3686) \rightarrow \Xi(1530)^0 \Xi(1530)^0$ decay, $0.32 \pm 0.19 \pm 0.07$, agrees with the charged mode [10], as well as the theoretical predictions [4] within one standard deviation.

ACKNOWLEDGMENTS

The BESIII Collaboration thanks the staff of BEPCII and the IHEP computing center for their strong support. This work is supported in part by National Key Basic Research

Program of China under Contracts No. 2020YFA0406300 and No. 2020YFA0406400; National Natural Science Foundation of China (NSFC) under Contracts No. 11605042, No. 11625523, No. 11635010, No. 11735014, No. 11822506, No. 11835012, No. 11875122, No. 11935015, No. 11935016, No. 11935018, No. 11905236, No. 11961141012, No. 12022510, No. 12025502, No. 12035009, No. 12035013, No. 12047501, No. 12075107, and No. 12061131003; the Chinese Academy of Sciences (CAS) Large-Scale Scientific Facility Program; Joint Large-Scale Scientific Facility Funds of the NSFC and CAS under Contracts No. U1732263, and No. U1832207; CAS Key Research Program of Frontier Sciences under Contract No. QYZDJ-SSW-SLH040; 100 Talents Program of CAS; INPAC and Shanghai Key Laboratory for Particle Physics and Cosmology; ERC under Contract No. 758462; European Union Horizon 2020 research and innovation programme under Contract No. Marie Skłodowska-Curie Grant Agreement No. 894790; German Research Foundation DFG under Contract No. 443159800, Collaborative Research Center CRC 1044, FOR 2359, GRK 214; Istituto Nazionale di Fisica Nucleare, Italy; Ministry of Development of Turkey under Contract No. DPT2006K-120470; National Science and Technology fund; Olle Engkvist Foundation under Contract No. 200-0605; STFC (United Kingdom); The Knut and Alice Wallenberg Foundation (Sweden) under Contract No. 2016.0157; The Royal Society, UK under Contracts No. DH140054, and No. DH160214; the Swedish Research Council; U.S. Department of Energy under Contracts No. DE-FG02-05ER41374 and No. DE-SC-0012069; Excellent Youth Foundation of Henan Province under Contract No. 212300410010; the Youth Talent Support program of Henan Province under Contract No. ZYQR201912178; Program for Innovative Research Team in University of Henan Province under Contract No. 19IRTSTHN018; and the Fundamental Research Funds for the Central Universities under Grant No. lzujbky-2021-sp24. This work is also supported in part by the Foundation of Henan Educational Committee under Contract No. 21A140012.

-
- [1] G. R. Farrar and D. R. Jackson, *Phys. Rev. Lett.* **35**, 1416 (1975).
 [2] T. K. Pedlar *et al.* (CLEO Collaboration), *Phys. Rev. D* **72**, 051108(R) (2005).
 [3] M. Claudson, S. L. Glashow, and M. B. Wise, *Phys. Rev. D* **25**, 1345 (1982).
 [4] C. Carimalo, *Int. J. Mod. Phys. A* **02**, 249 (1987).
 [5] M. Ablikim *et al.* (BESIII Collaboration), *Phys. Lett. B* **648**, 149 (2007).
 [6] M. Ablikim *et al.* (BESIII Collaboration), *Chin. Phys. C* **36**, 1031 (2012).
 [7] J. Z. Bai *et al.* (BES Collaboration), *Phys. Lett. B* **591**, 42 (2004).
 [8] M. Ablikim *et al.* (BESIII Collaboration), *Phys. Lett. B* **632**, 181 (2006).

- [9] M. Ablikim *et al.* (BESIII Collaboration), *Phys. Lett. B* **770**, 217 (2017).
- [10] M. Ablikim *et al.* (BESIII Collaboration), *Phys. Rev. D* **100**, 051101(R) (2019).
- [11] H. Chen and R. G. Ping, *Phys. Lett. B* **644**, 54 (2007).
- [12] T. Appelquist and H. D. Politzer, *Phys. Rev. Lett.* **34**, 43 (1975); A. De Rujula and S. L. Glashow, *Phys. Rev. Lett.* **34**, 46 (1975); W. S. Hou and A. Soni, *Phys. Rev. Lett.* **50**, 569 (1983); W. S. Hou, *Phys. Rev. D* **55**, 6952 (1997).
- [13] P. A. Zyla *et al.* (Particle Data Group), *Prog. Theor. Exp. Phys.* **2020**, 083C01 (2020).
- [14] Y. F. Gu and X. H. Li, *Phys. Rev. D* **63**, 114019 (2001); N. Brambilla *et al.* (Quarkonium Working Group), *Eur. Phys. J. C* **71**, 1534 (2011); Q. Wang, G. Li, and Q. Zhao, *Phys. Rev. D* **85**, 074015 (2012).
- [15] D. M. Asner *et al.*, *Int. J. Mod. Phys. A* **24**, 499 (2009); L. Köpke and N. Wermes, *Phys. Rep.* **174**, 67 (1989); H. Kowalski and T. F. Walsh, *Phys. Rev. D* **14**, 852 (1976).
- [16] M. W. Eaton *et al.*, *Phys. Rev. D* **29**, 804 (1984); P. Henrard *et al.* (DM2 Collaboration), *Nucl. Phys.* **B292**, 670 (1987).
- [17] M. Ablikim *et al.* (BESIII Collaboration), *Phys. Rev. D* **101**, 012004 (2020).
- [18] M. Ablikim *et al.* (BESIII Collaboration), *Chin. Phys. C* **42**, 023001 (2018).
- [19] M. Ablikim *et al.* (BESIII Collaboration), *Phys. Rev. D* **93**, 072003 (2016); *Phys. Lett. B* **770**, 217 (2017); *Phys. Rev. Lett.* **124**, 032002 (2020); *Phys. Rev. D* **103**, 012005 (2021); *Phys. Lett. B* **820**, 136557 (2021).
- [20] M. Ablikim *et al.* (BESIII Collaboration), *Nucl. Instrum. Methods Phys. Res., Sect. A* **614**, 345 (2010); *Chin. Phys. C* **44**, 040001 (2020).
- [21] C. H. Yu *et al.*, *Proceedings of IPAC2016, Busan, Korea, 2016*, <https://doi.org/10.18429/JACoW-IPAC2016-TUYA01>.
- [22] S. Agostinelli *et al.* (GEANT4 Collaboration), *Nucl. Instrum. Methods Phys. Res., Sect. A* **506**, 250 (2003).
- [23] S. Jadach, B. F. L. Ward, and Z. Was, *Phys. Rev. D* **63**, 113009 (2001); *Comput. Phys. Commun.* **130**, 260 (2000).
- [24] D. J. Lange, *Nucl. Instrum. Methods Phys. Res., Sect. A* **462**, 152 (2001); R. G. Ping, *Chin. Phys. C* **32**, 599 (2008).
- [25] J. C. Chen, G. S. Huang, X. R. Qi, D. H. Zhang, and Y. S. Zhu, *Phys. Rev. D* **62**, 034003 (2000); R. L. Yang, R. G. Ping, and H. Chen, *Chin. Phys. Lett.* **31**, 061301 (2014).
- [26] E. Richter-Was, *Phys. Lett. B* **303**, 163 (1993).
- [27] M. Xu, K. L. He, Z. P. Zhang, and Y. F. Wang *et al.*, *Chin. Phys. C* **33**, 428 (2009).
- [28] X. Y. Zhou, S. X. Du, G. Li, and C. P. Shen, *Comput. Phys. Commun.* **258**, 107540 (2021).
- [29] M. Ablikim *et al.* (BESIII Collaboration), *Chin. Phys. C* **45**, 023002 (2021); Kai Zhu, Zhen-An Liu, Da-Peng Jin, Hao Xu, Wen-Xuan Gong, Ke Wang, and Guo-Fu Cao, *Chin. Phys. C* **34**, 1779 (2010).
- [30] K. S. Cranmer, *Comput. Phys. Commun.* **136**, 198 (2001).
- [31] J. Mandel, *The Statistical Analysis of Experimental Data* (Dover Publications, New York, 1964).

Correction: The omission of a support statement in the Acknowledgments has been fixed.