

University of Groningen

Test-retest reliability and concurrent validity of the Adapted Short Questionnaire to ASsess Health-enhancing physical activity (Adapted-SQUASH) in adults with disabilities

Seves, Bregje L; Hoekstra, Femke; Schoenmakers, Jorrit W A; Brandenburg, Pim; Hoekstra, Trynke; Hettinga, Florentina J; Dekker, Rienk; van der Woude, Lucas H V; van der Schans, Cees P

Published in:
Journal of Sports Sciences

DOI:
[10.1080/02640414.2020.1850983](https://doi.org/10.1080/02640414.2020.1850983)

IMPORTANT NOTE: You are advised to consult the publisher's version (publisher's PDF) if you wish to cite from it. Please check the document version below.

Document Version
Publisher's PDF, also known as Version of record

Publication date:
2021

[Link to publication in University of Groningen/UMCG research database](#)

Citation for published version (APA):

Seves, B. L., Hoekstra, F., Schoenmakers, J. W. A., Brandenburg, P., Hoekstra, T., Hettinga, F. J., Dekker, R., van der Woude, L. H. V., & van der Schans, C. P. (2021). Test-retest reliability and concurrent validity of the Adapted Short Questionnaire to ASsess Health-enhancing physical activity (Adapted-SQUASH) in adults with disabilities. *Journal of Sports Sciences*, 39(8), 875-886.
<https://doi.org/10.1080/02640414.2020.1850983>

Copyright

Other than for strictly personal use, it is not permitted to download or to forward/distribute the text or part of it without the consent of the author(s) and/or copyright holder(s), unless the work is under an open content license (like Creative Commons).

The publication may also be distributed here under the terms of Article 25fa of the Dutch Copyright Act, indicated by the "Taverne" license. More information can be found on the University of Groningen website: <https://www.rug.nl/library/open-access/self-archiving-pure/taverne-amendment>.

Take-down policy

If you believe that this document breaches copyright please contact us providing details, and we will remove access to the work immediately and investigate your claim.



Test-retest reliability and concurrent validity of the Adapted Short QUestionnaire to ASsess Health-enhancing physical activity (Adapted-SQUASH) in adults with disabilities

Bregje L. Seves, Femke Hoekstra, Jorrit W.A. Schoenmakers, Pim Brandenburg, Trynke Hoekstra, Florentina J. Hettinga, Rienk Dekker, Lucas H.V. van der Woude & Cees P. van der Schans

To cite this article: Bregje L. Seves, Femke Hoekstra, Jorrit W.A. Schoenmakers, Pim Brandenburg, Trynke Hoekstra, Florentina J. Hettinga, Rienk Dekker, Lucas H.V. van der Woude & Cees P. van der Schans (2021) Test-retest reliability and concurrent validity of the Adapted Short QUestionnaire to ASsess Health-enhancing physical activity (Adapted-SQUASH) in adults with disabilities, Journal of Sports Sciences, 39:8, 875-886, DOI: [10.1080/02640414.2020.1850983](https://doi.org/10.1080/02640414.2020.1850983)

To link to this article: <https://doi.org/10.1080/02640414.2020.1850983>



© 2020 The Author(s). Published by Informa UK Limited, trading as Taylor & Francis Group.



Published online: 09 Dec 2020.



Submit your article to this journal [↗](#)



Article views: 2106












View related articles [↗](#)



View Crossmark data [↗](#)

Test-retest reliability and concurrent validity of the Adapted Short Questionnaire to ASsess Health-enhancing physical activity (Adapted-SQUASH) in adults with disabilities

Bregje L. Seves ^a, Femke Hoekstra ^{a,b,c}, Jorrit W.A. Schoenmakers ^d, Pim Brandenburg ^{a,b}, Trynke Hoekstra ^{b,e}, Florentina J. Hettinga ^f, Rienk Dekker ^b, Lucas H.V. van der Woude ^{a,b,g} and Cees P. van der Schans ^{b,h}

^aUniversity of Groningen, University Medical Center Groningen, Center for Human Movement Sciences, Groningen, The Netherlands; ^bUniversity of Groningen, University Medical Center Groningen, Department of Rehabilitation Medicine, Groningen, The Netherlands; ^cSchool of Health and Exercise Sciences, University of British Columbia Okanagan, Kelowna, Canada; ^dUniversity of Groningen, University Medical Center Groningen, Department of Orthopedics, Groningen, The Netherlands; ^eDepartment of Health Sciences and Amsterdam Public Health Research Institute, Vrije Universiteit Amsterdam, Amsterdam, The Netherlands; ^fDepartment of Sport, Exercise and Rehabilitation, Northumbria University, Newcastle, UK; ^gPeter Harrison Centre for Disability Sport, School of Sport, Exercise & Health Sciences, Loughborough University, UK; ^hResearch and Innovation Group in Health Care and Nursing, Hanze University of Applied Sciences, Groningen, The Netherlands

ABSTRACT

The current study determined the test–retest reliability and concurrent validity of the Adapted Short Questionnaire to ASsess Health-enhancing physical activity (Adapted-SQUASH) in adults with disabilities. Before filling in the Adapted-SQUASH twice with a recall period of 2 weeks, participants wore the Actiheart activity monitor up to 1 week. For the test–retest reliability (N = 68), Intraclass correlation coefficients (ICCs) were 0.67 ($p < 0.001$) for the total activity score (min x intensity/week) and 0.76 ($p < 0.001$) for the total minutes of activity (min/week). For the concurrent validity (N = 58), the Spearman correlation coefficient was 0.40 ($p = 0.002$) between the total activity score of the first administration of the Adapted-SQUASH and activity energy expenditure from the Actiheart ($\text{kcal} \text{kg}^{-1} \text{min}^{-1}$). The ICC was 0.22 ($p = 0.027$) between the total minutes of activity assessed with the first administration of the Adapted-SQUASH and Actiheart. The Adapted-SQUASH is an acceptable measure to assess self-reported physical activity in large populations of adults with disabilities but is not applicable at the individual level due to wide limits of agreement. Self-reported physical activity assessed with the Adapted-SQUASH does not accurately represent physical activity assessed with the Actiheart in adults with disabilities, as indicated with a systematic bias between both instruments in the Bland–Altman analysis.

ARTICLE HISTORY

Accepted 11 November 2020

KEYWORDS

Physical activity assessment; accelerometer; chronic disease; rehabilitation; health promotion

Introduction

Measuring patients' physical activity behaviour is important for evaluating effectivity of physical activity promotion interventions and, ideally, individually tailoring rehabilitation programmes among adults suffering from a physical disability and/or chronic disease that impairs mobility (further: adults with disabilities) (Ploeg et al., 2004). Therefore, an accurate and efficient measurement instrument for assessing (self-reported) physical activity in people with physical disabilities is essential. Although multiple measures of physical activity (e.g., accelerometer-derived in combination with self-report) might be preferred (Cervantes & Porretta, 2010), mostly it is not practically feasible, and it is too expensive among large-scale populations in interventions and/or observational cohort studies (Nigg et al., 2020). Self-reports are frequently used measurement tools to assess physical activity in disabled populations, both in rehabilitation practice and in research (Booth, 2000; Cervantes & Porretta, 2010). Also, questionnaires are easy to fill in (Nigg et al., 2020; Rennie & Wareham, 1998; Wendel-Vos et al., 2003). However, self-reported physical activity depends on the persons' recall and mostly is not sensitive

for light physical activities at home (e.g., walking from the bedroom to the toilet and from the kitchen to the dining table) or outside (e.g., walking to the mailbox to post a letter), as was found in adults with spinal cord injury (Ma et al., 2020).

A self-reported physical activity measure was needed in the multicentre longitudinal cohort study Rehabilitation, Sports and Active lifestyle (ReSpAct) to evaluate physical activity during and after the physical activity stimulation programme Rehabilitation, Sports and Exercise (RSE; Dutch: "Revalidatie, Sport en Bewegen") (Alingh et al., 2015; Hoekstra et al., 2014). The RSE programme was successfully implemented in 18 rehabilitation institutions in the Netherlands (Hoekstra et al., 2019). The questionnaire was required to be suitable for the target population: adults with disabilities (18 years and older). There are few physical activity questionnaires available specifically developed for adults with disabilities (Cervantes & Porretta, 2010). The Physical Activity Scale for Individuals with Physical Disabilities (PASIPD) (Ploeg et al., 2007) was considered for the ReSpAct study, since it is commonly used amongst the target population. To precisely assess the physical activity behaviour before and after a physical activity promotion intervention

(Nigg et al., 2020), and to clarify the dose–response relationship between physical activity and the received counselling during the intervention (Prince et al., 2008), frequency, intensity, duration and type of the activity should be measured. The PASIPD assesses duration and type of physical activities but does not specifically assess the frequency and intensity of physical activities, whereby it was considered not applicable for the ReSpAct cohort. The Short Questionnaire to Assess Health-enhancing physical activity (SQUASH) developed for healthy adults does measure frequency, intensity, duration and type of physical activities (Wendel-Vos et al., 2003). The SQUASH is widely used, for example, by governmental agencies to monitor large-scale physical activity behaviour among the Dutch population and to monitor whether physical activity guidelines are achieved. Studies on the psychometric properties of the SQUASH have supported the appropriateness of the SQUASH to measure the level of weekly physical activity in a healthy adult population (Wendel-Vos et al., 2003), in patients after a total hip arthroplasty (Wagenmakers et al., 2008) and in outpatients with ankylosing spondylitis (Arends et al., 2013).

When assessing physical activity in adults with disabilities, it needs to be taken into account that this target population may have a different perceived intensity of activities compared to a healthy population (Dawes et al., 2005). It is expected that adults with a disability experience activities as more intense, because activities often cost (absolutely and relatively) more energy compared to healthy adults (Waters & Mulroy, 1999; Wezenberg et al., 2013). Therefore, the ReSpAct research team converted the original SQUASH (Wendel-Vos et al., 2003) into a measurement tool (mentioned from here: the Adapted-SQUASH) that was expected to better meet the perceived intensity of activities among adults with disabilities compared with the original SQUASH, by using appropriate metabolic equivalent of task (MET) values for this target population (Alingh et al., 2015). Also, the SQUASH was adapted to better match the activity pattern of wheelchair users by including common physical activity behaviours: wheelchair sports (e.g., wheelchair basketball) and questions concerning wheelchair propulsion and handcycling (Alingh et al., 2015). The SQUASH has two main outcome measures: the activity score, measuring a combination of intensity and duration of physical activity per week, and total minutes of activity per week (duration).

It is relevant for (rehabilitation) practice and research in (adapted) physical activity to determine the psychometric properties of the Adapted-SQUASH among a sample of adults with disabilities. Apart from test–retest reliability, concurrent validity is deemed an important asset. The Actiheart (Cambridge Neurotechnology™ UK), an uniaxial activity monitor, was identified by the research team as a suitable criterion measure to compare with the outcomes of the Adapted-SQUASH. Since the Actiheart is a medical device, it is suitable for ambulant people with disabilities. The Actiheart is accurate in measuring physical activity energy expenditure (AEE) in free-living conditions, and ideally, it combines its measured heart rate and movement sensor information improving the prediction of AEE in daily physical activities (Rennie & Wareham, 1998; Strath et al., 2001).

The current study aims to determine the test–retest reliability and concurrent validity of the Adapted-SQUASH among

adults with disabilities. We had focussed on the two main outcome measures of the Adapted-SQUASH, the total activity score and the total minutes of activity per week (Wendel-Vos et al., 2003), which were derived from the test and retest of the Adapted-SQUASH as well as from the Actiheart activity monitor among a convenience sample of adults with disabilities.

Methods

Study population

Participants were recruited through patient activity groups in hospitals, rehabilitation centres, sport clubs and patient associations in the northern and eastern provinces in the Netherlands. We aimed at a sample size between 50 and 100 participants, as recommended in literature for validation studies and reliability studies, to provide an appropriate number of dots with estimated limits of agreement in the Bland-Altman plot and to obtain an acceptable confidence interval around the reliability parameter (de Vet et al., 2011). Inclusion criteria were being at least 18 years of age, having a physical disability and/or chronic disease (e.g., stroke, heart failure, Parkinson's disease) and being able to read and write the Dutch language. Participants were excluded when they were still receiving inpatient or outpatient rehabilitation care, were participating in the ReSpAct study (Alingh et al., 2015; Hoekstra et al., 2014), were completely wheelchair dependent (because of the use of the Actiheart), or were not able to complete the questionnaires even with help. The data collection took place from November 2014 till June 2016.

Study procedures

This study consisted of a test–retest reliability study and a validity study. For the test–retest reliability study, the participants filled out the first Adapted-SQUASH twice, with approximately 2 weeks between the measurement occasions.

For the validity study, the participant was asked to wear an Actiheart activity monitor (Cambridge Neurotechnology™ UK) to objectively measure physical activity levels during the week prior to administration of the first Adapted-SQUASH. Two researchers visited the participants in their free-living home situation twice, to instal and attach the Actiheart to the participants' chest, and to collect the Actiheart after 1 week. The Actiheart measurement started at 0.00am and continued for the next seven consecutive days, both day and night. The participant was instructed to remove the Actiheart during showering, bathing, or swimming. In addition, the participant filled out a diary in which non-compliance to the Actiheart was noted. Measurements were included in the validity study when a minimum registration of the Actiheart of at least 4-days valid acceleration data (at least 75% activity data registration of 24 hours) for each participant was present (Klaren et al., 2016).

Participants' general characteristics were obtained by using a questionnaire. Participant's body weight (kg) and height (m) were measured by researchers by using a personal scale and measuring tape, respectively. The study was approved by the Ethics Committee of the Center of Human Movement Sciences (ECB/2014.06.30_1) at the University of Groningen, University Medical Center Groningen. All participants voluntarily signed an informed consent.

The Adapted Short QuesTionnaire to ASsess Health-enhancing physical activity (Adapted-SQUASH)

The 19-item Adapted-SQUASH (see supplemental file) is a self-reported recall questionnaire to assess physical activity among adults with disabilities based on an average week in the past month as reference period. Equal to the original SQUASH (Wendel-Vos et al., 2003), the Adapted-SQUASH is pre-structured in four main domains outlining types and settings of activity: “commuting traffic”, “activities at work and school”, “household activities” and “leisure time activities” including “sports activities”. The frequency in days per week, the duration in average hours and minutes per day and the perceived intensity were asked.

Several adjustments have been made to make the original SQUASH applicable for people with disabilities, as described in the study protocol of the ReSpAct study (Alingh et al., 2015). First, the items “wheelchair riding” and “handcycling” were added in the domains “commuting activities and leisure-time” and “sports activities”. Second, the self-reported intensity of the activity was categorised into “light”, “moderate” and “vigorous”, instead of “slow”, “moderate” and “fast”. Third, the syntax to determine the outcome measures of the Adapted-SQUASH includes a large range of Adapted sports (e.g., wheelchair basketball/rugby/tennis) for the item “sports activities”. The MET-values in the syntax were updated based on the most recent version of the Ainsworth’ compendium of physical activities (Ainsworth et al., 2011) and MET-values for wheelchair riding, handcycling and adapted sports were added based on a compendium of energy costs of physical activities for wheelchair-dependent individuals (Conger & Bassett, 2011). Lastly, in the examples of different sports “tennis” was replaced by “(wheelchair) tennis”.

The total activity score per week (Adapted-SQUASH). For practical use of the questionnaire all outcome measures of the Adapted-SQUASH were calculated by using a syntax. The total activity score and the total minutes of activity per week are the main outcomes of the Adapted-SQUASH. The total activity score (min x intensity/week) was calculated following the procedure described by Wendel-Vos et al. (2003). First, all the questions in the Adapted-SQUASH were assigned to a MET-value representing the intensity of this task, based on the Ainsworth’ compendium of physical activities (Ainsworth et al., 2011) and based on a compendium of energy costs of physical activities for wheelchair-dependent individuals (Conger & Bassett, 2011). Second, an activity score was calculated for each domain by multiplying the total minutes of activity with a self-reported intensity score, which is based on age and MET-values (Wendel-Vos et al., 2003). Lastly, the total activity score was calculated by summing up the activity scores of the four domains. In accordance with the original SQUASH, data were excluded if the total minutes of activity a day exceeded 960 minutes or if values were missing (Wendel-Vos et al., 2003).

The total minutes of activity per week (Adapted-SQUASH).

The total minutes of activity per week (min/week) assessed with the Adapted-SQUASH were calculated by summing up the total

minutes of physical activity per week reported in the Adapted-SQUASH. Also, the total minutes of light, moderate and vigorous-intensity activities per week (min/week) were calculated, using MET-value cut-off points based on the Dutch physical activity guidelines (Hildebrandt et al., 1999).

The actiheart activity monitor

The Actiheart (Cambridge Neurotechnology™ UK) activity monitor is a combined uniaxial accelerometer and heart rate monitor, which was used to measure accelerometer-derived physical activity. Acceptable reliability and validity (when compared with Electrocardiography [ECG] (Brage et al., 2005) and indirect calorimetry (Crouter et al., 2008)) were found for the Actiheart among adults, and was deemed appropriate for our target population, because the combination of accelerometer data with heart rate data would be better able to determine the intensity of physical activities (Brage et al., 2005). The Actiheart was attached to the participant’s chest by using two ECG electrodes. The Actiheart is a lightweight (8gram) and compact (7x33mm) device, connected to the two ECG electrodes and capable of storing time-sequenced data. Acceleration (1D, vertical axis) was measured with a 15-second epoch by a piezoelectric element within the unit with a frequency range of 1–7 Hz. The Actiheart output provides activity counts and heart rate data per minute, simultaneously.

Activity energy expenditure (Actiheart). Based on the Actiheart data, AEE estimates in $\text{kcal kg}^{-1} \text{min}^{-1}$ were calculated for each minute by combining activity counts and heart rate in a branched equations model as described in literature (Brage et al., 2005; Crouter et al., 2008) and as proposed by the Actiheart software for AEE (see supplemental file). A branched equation model allows the Actiheart to accurately assess AEE even when there is low body movement, but high heart rate during an activity. The combined activity and heart rate algorithm to calculate AEE needs the individual’s sleeping heart rate. The sleeping heart rate was calculated by averaging the minute-to-minute heart rate between 2.00 and 5.00am on the first day the Actiheart was worn.

When heart rate was missing, AEE was calculated based on the activity algorithm only for the specific missing minute. The total AEE per week was calculated by summing up the AEE minute-to-minute data, divided by the number of valid days the Actiheart was worn and multiplied by seven (assuming that the average amount of physical activity a day is representative for all weekdays and weekend days).

In addition, MET values were calculated for each minute based on the AEE minute-to-minute data, following the Ainsworth’ compendium of physical activities (Ainsworth et al., 2011). In the next step, MET values per minute were categorised in the following MET categories: sedentary behaviour (1.0–1.5 METs), light intensity (1.6–2.9 METs), moderate intensity (3.0–5.9 METs) and vigorous intensity (≥ 6 METs). Sum scores of all minutes in each MET category were calculated. Also, a sum score for all minutes of physical activity was calculated (≥ 1.6 METs). Sum scores were divided by the number of valid days the Actiheart was worn and multiplied by seven for week scores.

Statistical analysis

Descriptive statistics were used to describe the demographic characteristics of the study population. Test–retest reliability of the Adapted-SQUASH was determined by calculating Intraclass correlation coefficients (ICCs) (two-way random, absolute agreement, single measures) for the total activity score (total, four main domains separately and all individual item separately), as well for the total minutes of activity (total and separately per intensity category) between the first and second measurement occasion. The ICC quantifies the degree to which the two measurements are absolutely related (Cicchetti, 1994). Since there is no widely accepted criterion for defining the strength of a correlation, we used a general guideline for clinical research: a correlation below 0.25 indicates little or no agreement, a correlation between 0.25 and 0.50 indicates fair agreement, a correlation between 0.50 and 0.75 indicates moderate to good agreement and a correlation higher than 0.75 indicates good to excellent agreement (Portney & Watkins, 2009). Also, confidence intervals were calculated for the ICCs. Additionally, Bland-Altman analyses were performed to illustrate the agreement between the first and second measurement of the Adapted-SQUASH (Bland & Altman, 1999; Giavarina, 2015). Subsequently, a one-sample t-test was performed to determine any systematic bias.

Concurrent validity of the Adapted-SQUASH was determined by calculating a Spearman correlation coefficient between the total activity score (min x intensity/week) based on the baseline administration of the Adapted-SQUASH and the total AEE (kcal kg^{-1} /week) based on the Actiheart data. Non-parametric Spearman correlation coefficients were chosen because assumptions of normality were not met for the outcomes of the Adapted-SQUASH and the two continuous outcome variables do not have the same measurement unit. In addition, concurrent validity of the Adapted-SQUASH was determined by calculating an ICC between the total minutes of activity (min/week) based on the baseline administration of the Adapted-SQUASH and the total minutes of activity (min/week) based on the Actiheart data, and by performing a Bland-Altman analysis. Although ICCs are preferred if the two measurement instruments are expressed in the same units (min/week) (de Vet et al., 2011), a Spearman correlation coefficient was also calculated between the total minutes of activity assessed with the Adapted-SQUASH and Actiheart to compare our correlation with previous literature (Arends et al., 2013; Ploeg et al., 2007; Wagenmakers et al., 2008; Wendel-Vos et al., 2003). There is no consensus on how high correlations should be to demonstrate acceptable validity of a physical activity questionnaire (Terwee et al., 2010). The same interpretation of correlations as mentioned above is used for the validity of the Adapted-SQUASH. The level of significance was set at 0.05. Data were analysed using the Statistical Package for the Social Science (IBM SPSS Statistics, version 24).

Results

A convenience sample of adults with disabilities (N = 80) was approached. Finally, 68 participants were included in the test–retest reliability study and 58 in the validity study (see supplemental file for a flow diagram of the included and excluded

participants). Twelve out of 80 participants were excluded from the test–retest reliability study because they did not fill out the second questionnaire due to illness (N = 1), surgery (N = 1) or unknown reasons (N = 10). Based on the characteristics, the included and excluded sample for the test–retest reliability study only statistically significantly differed in average body weight (see supplemental file). Body weight was on average 89.8 ± 3.2 kg in the excluded sample (N = 12) and 79.1 ± 14.7 kg in the included sample (N = 68). However, body height and Body Mass Index were not significantly different between the included and excluded sample. Based on the criterion of a minimum of 4-days valid Actiheart accelerometer data, 22 out of 80 participants were excluded from the validity study. We included participants with 4 days (N = 5), 5 days (N = 1), 6 days (N = 6), and 7 days (N = 46) of valid Actiheart accelerometer data, whereof all participants had at least three weekdays and one weekend day available. Based on the characteristics, the included and excluded sample only significantly differed in the use of mobility aid (see supplemental file). In the excluded sample, more people used a mobility aid (32%) compared to the included sample (17%).

The characteristics of the participants for the test–retest reliability (N = 68) and the validity (N = 58) studies are presented in table 1. The Adapted-SQUASH was completed for a second time after a mean period of 17 ± 4 days.

Test-retest reliability

The ICC for the repeated Adapted-SQUASH measurements was 0.67 ($p < 0.001$) for the total activity score, and 0.76 ($p < 0.001$) for the total minutes of activity per week, which, respectively, indicated a moderate to good and good to excellent agreement (Cicchetti, 1994) (table 2). Test–retest reliability within the light,

Table 1. Characteristics of the participants for the test–retest reliability study (N = 68) and the validity study (N = 58).

	Test-retest reliability study (N = 68) Mean \pm SD or N(%)	Validity study (N = 58) Mean \pm SD or N(%)
Gender (% male)	31 (46)	27 (47)
Age (years)	56.9 ± 17.6	54.7 ± 18.7
Body height (m)	1.73 ± 0.10	1.74 ± 0.09
Body weight (kg)	79.1 ± 14.7	80.8 ± 14.3
Body Mass Index (kg/ m^2)	26.6 ± 4.7	26.7 ± 4.5
Drug use (% yes)	60 (88)	48 (83)
Use of mobility aid (% yes)	17 (25)	10 (17)
Diagnosis ^a		
Musculoskeletal disease	2 (3)	2 (3)
Brain disorder	22 (32)	15 (26)
Neurologic disease	5 (7)	5 (9)
Organ disease	31 (46)	29 (50)
Other diseases	6 (9)	7 (12)

SD = standard deviation, N = number of participants

^aDiagnoses included in the study: Rheumatoid arthritis (N = 1), Chronic progressive external ophthalmoplegia (N = 1), Cerebral Palsy (N = 2), Stroke (N = 18), Traumatic brain injury (N = 2), Guillain-Barré syndrome (N = 1), Fibromyalgia (N = 1), Parkinson's disease (N = 3), Heart disease (N = 15), Chronic obstructive pulmonary disease (N = 7), Asthma (N = 3), Diabetes mellitus (N = 5), Crohn's disease (N = 1), Atherosclerosis (N = 5), Hip replacement (N = 1), Ménière's disease (N = 1), Hereditary Motor and Sensory Neuropathy type II (N = 1), worn neck vertebrae (N = 1), low-back pain (N = 1), amputation lower extremity (N = 1), upper limb disability (N = 1).

Table 2. Intraclass correlation coefficients (ICC) between the first and second measurement of the Adapted-SQUASH (N = 68).

	Physical activity levels		Test-retest reliability		
	First test Median (IQR)	Second test Median (IQR)	ICC	95%CI	p
Main outcomes					
Total activity score ^a	1706 (658–4151)	1950 (900–3864)	.67	.51-.78	<.001
Total minutes of activity/week	379 (189–861)	473 (246–939)	.76	.64-.85	<.001
Intensity categories (min/week)					
Light	86 (30–233)	90 (30–278)	.89	.83-.93	<.001
Moderate	68 (3–308)	119 (30–366)	.64	.48-.76	<.001
Vigorous	53 (30–131)	78 (30–135)	.32	.09-.51	.004
Item activity scores^a					
Commuting	0 (0–10)	0 (0–15)	.39	.17-.57	<.001
Walking	0 (0–0)	0 (0–0)	.81	.72-.88	<.001
Bicycling	0 (0–8)	0 (0–0)	.29	.06-.50	.007
Handcycling	0 (0–0)	0 (0–0)		NA	
Wheelchair riding	0 (0–0)	0 (0–0)		NA	
Activities at work	0 (0–705)	0 (0–525)	.77	.65-.85	<.001
Light	0 (0–705)	0 (0–450)	.78	.67-.86	<.001
Vigorous	0 (0–0)	0 (0–0)	.00	-.24-.24	.499
Household activities	53 (21–116)	54 (16–112)	.41	.20-.59	<.001
Light	45 (16–60)	33 (15–75)	.43	.21-.61	<.001
Vigorous	0 (0–15)	0 (0–30)	.20	-.03-.42	.044
Leisure time	136 (73–238)	178 (91–244)	.44	.23-.61	<.001
Walking	19 (0–45)	21 (8–45)	.21	-.03-.42	.046
Bicycling	15 (0–30)	24 (0–38)	.15	-.09-.38	.110
Handcycling	0 (0–0)	0 (0–0)		NA	
Wheelchair riding	0 (0–0)	0 (0–0)	.27	.04-.48	.011
Gardening	0 (0–28)	0 (0–30)	.19	-.05-.41	.059
Odd jobs	0 (0–6)	0 (0–26)	.50	.30-.66	<.001
Sports	45 (0–105)	45 (23–105)	.76	.64-.85	<.001

IQR = Inter Quartile Range, ICC = Intraclass Correlation Coefficient, CI = Confidence Interval, NA = not applicable due to too low response on this item.

^aActivity score = minutes x intensity

moderate and vigorous intensity categories were respectively 0.89 ($p < 0.001$), 0.64 ($p < 0.001$), and 0.32 ($p = 0.004$). ICCs for the separate activity categories were: 0.39 ($p < 0.001$) for commuting activities, 0.77 ($p < 0.001$) for activities at work, 0.41

($p < 0.001$) for household activities, and 0.44 ($p < 0.001$) for leisure-time activities. Test-retest reliability of the separate items of the questionnaire ranged from 0.00 for intense activities at work to 0.81 for walking during commuting (table 2). Test-

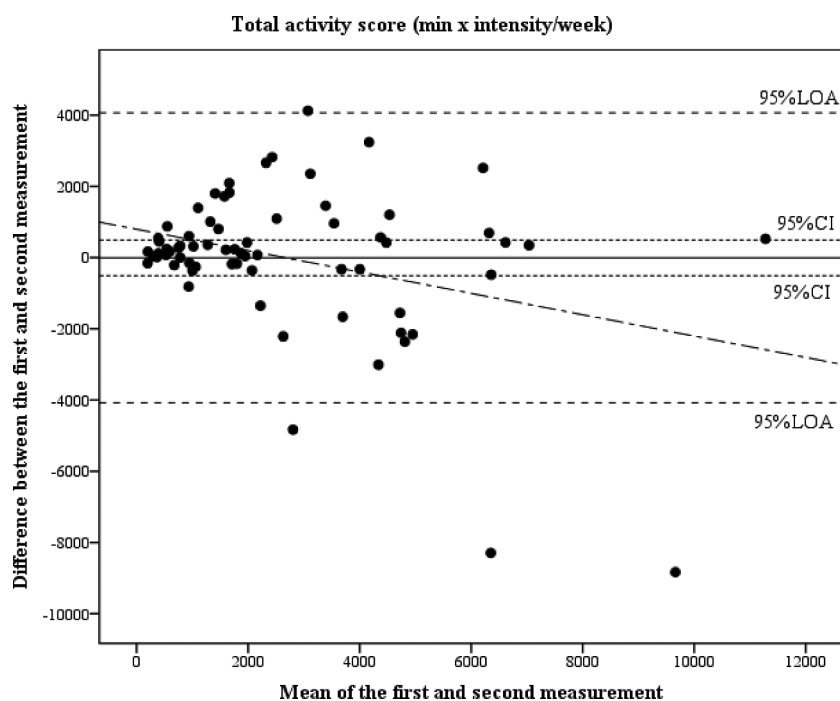


Figure 1. The differences between the total activity scores on the first and second measurement of the Adapted-SQUASH, plotted against their mean for each participant, together with the 95% confidence interval (CI) and the 95% Limits of Agreement (LOA) (N = 68), with the diagonal line representing the correlation between the x and y axis ($\rho = -0.08$, $p = .526$), indicating homoscedasticity.

retest reliability of the new-added items for handcycling activities during commuting and leisure time and wheelchair riding during commuting could not be determined because too few participants reported this activity. Test-retest reliability for wheelchair riding in leisure time was 0.27 ($p = 0.011$).

Bland-Altman analyses showed that the mean difference between the first and second measurement was not significantly different from zero for both the total activity score ($t_{67} = -0.03$, $p = 0.98$) and for the total minutes of activity ($t_{67} = 0.11$, $p = 0.92$), indicating no systematic bias between the two measurements. We found wide Limits of Agreement (LOA) with 95% of the measurements of the total activity score within the boundaries of 4072 activity score above and below the mean difference (figure 1), and with 95% of the measurements of the total minutes of activity within the boundaries of 945 min activity above and below the mean difference (figure 2). Besides, based on the Bland-Altman plots the absolute amount of time spent on physical activity and the total activity score were higher at the second

measurement occasion than at the first measurement occasion, while the total activity score was lower at the second measurement than at the first measurement occasion. Also, a Spearman correlation coefficient of -0.08 ($p = .526$) between the x and y axis of the Bland-Altman analysis for the total activity score derived from the Adapted-SQUASH was found (figure 1), and a Spearman correlation coefficient of -0.10 ($p = .431$) between the x and y axis of the Bland-Altman analysis for the total minutes of activity per week derived from the Adapted-SQUASH (figure 2) was found, which indicated homoscedasticity of the data.

Concurrent validity

Correlation coefficients for the concurrent validity are presented in table 3. A significant Spearman correlation coefficient was found between the total activity score from the Adapted-SQUASH and the AEE from the Actiheart ($\rho = 0.40$, $p = 0.002$). A significant ICC of 0.22 was found between the total minutes of activity per week from the Adapted-SQUASH and the total

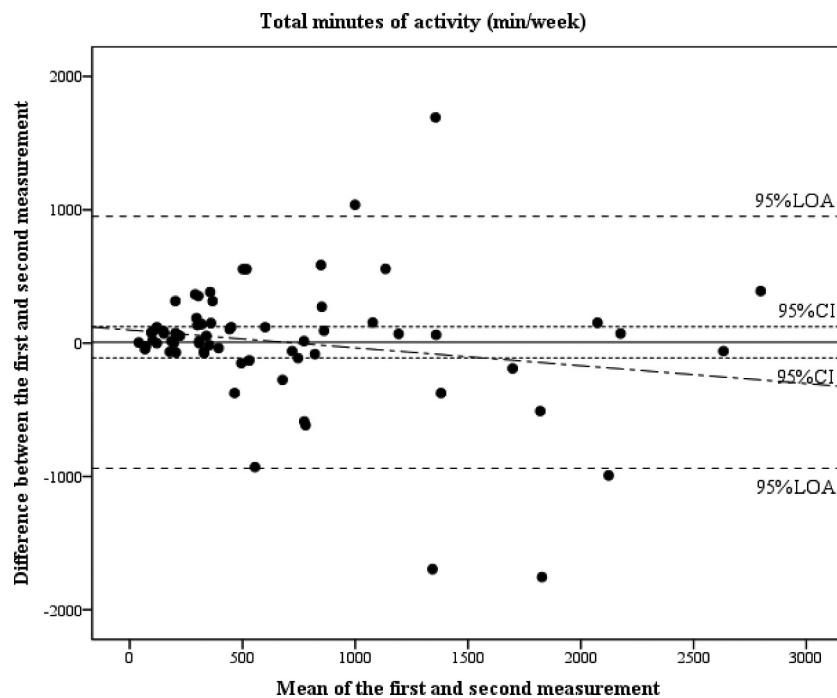


Figure 2. The differences between the total minutes of activity on the first and second measurement of the Adapted-SQUASH, plotted against their mean for each participant, together with the 95% confidence interval (CI) and the 95% Limits of Agreement (LOA) ($N = 68$), with the diagonal line representing the correlation between the x and y axis ($\rho = -0.10$, $p = .431$), indicating homoscedasticity.

Table 3. Correlation coefficients between the first measurement of the Adapted-SQUASH and the Actiheart ($N = 58$).

Outcomes Adapted-SQUASH	Physical activity levels		Concurrent validity		
	First test Median (IQR)	Actiheart ^b Median (IQR)	r_{spearman}	95%CI	p
Total activity score ^a	1903 (958–4260)	49 (26–74)	.40		.002
Total minutes of activity/week	454 (231–1073)	341 (106–727)	.36		.006
			ICC	95%CI	p
Total minutes of activity/week	454 (231–1073)	341 (106–727)	.22	-.01-.44	.027
Total minutes of light activity/week	83 (43–369)	223 (91–548)	.05	-.21-.31	.346
Total minutes of moderate activity/week	101 (0–371)	31 (10–114)	.03	-.17-.24	.401
Total minutes of vigorous activity/week	60 (30–136)	27 (10–92)	.21	-.03-.43	.046

IQR = Inter Quartile Range, ICC = Intraclass Correlation Coefficient, CI = Confidence Interval; $p < 0.05$: significantly different from zero.

^aActivity score = minutes \times intensity

^bValues are in total minutes per week, only the total activity score of the Adapted-SQUASH is compared with activity energy expenditure in $\text{kcal} \cdot \text{kg}^{-1} \cdot \text{min}^{-1}$.

minutes of activity per week from the Actiheart ($p = 0.027$). The correlation coefficients indicated fair and little agreement, respectively. No significant ICCs were found between the total minutes of light and moderate activity per week calculated with the Adapted-SQUASH and Actiheart. Only a significant ICC of 0.21 ($p = 0.046$) was found between the total minutes of vigorous activity per week from the Adapted-SQUASH and Actiheart, indicating little agreement between the two measurement tools.

Bland-Altman analysis showed that the mean difference between the total minutes of activity calculated with the Adapted-SQUASH and Actiheart was significantly different from zero ($t_{57} = 3.48$, $p = 0.001$), indicating systematic bias between the two. We found wide LOA with 95% of the measurements of the total minutes of activity within the boundaries of 1485 minutes above and below the mean difference (figure 3). Besides, based on the Bland-Altman plot the absolute amount of time spent on physical activity was higher reported in the Adapted-SQUASH questionnaire compared to physical activity assessed with the Actiheart. Also, a Spearman correlation coefficient of 0.42 ($p = .001$) between the x and y axis of the Bland-Altman analysis for the total minutes of activity per week derived from the Actiheart and Adapted-SQUASH was found (figure 3), which indicated heteroscedasticity of the data.

Discussion

The current study showed good reproducibility of the Adapted SQUASH to assess self-reported physical activity in populations of people with disabilities, but not at the individual level since the Bland-Altman analyses found wide LOA. In addition, the current study showed fair validity of the Adapted SQUASH and the Bland-Altman analysis showed wide LOA, which indicates

that self-reported physical activity individually assessed with the Adapted-SQUASH does not accurately represent individually accelerometer-derived physical activity assessed with the Actiheart in this sample of people with disabilities.

Test-retest reliability

The test-retest reliability of the total activity score per week (ICC = 0.67, $p < .001$) of the Adapted-SQUASH is slightly higher compared to the Spearman correlation coefficients found in studies of the original SQUASH among 50 healthy adults ($\rho = 0.58$) (Wendel-Vos et al., 2003), among 44 patients after a total hip arthroplasty ($\rho = 0.57$) (Wagenmakers et al., 2008), but slightly lower compared to a study among 52 patients with ankylosing spondylitis ($\rho = 0.89$) (Arends et al., 2013). Also, our result of the test-retest reliability of the total minutes per week (ICC = 0.76, $p < .001$) of the Adapted-SQUASH is comparable to the Spearman correlation coefficient for the test-retest reliability of the PASIPD in similar populations with a disability ($\rho = 0.77$) (Ploeg et al., 2007). A special note when comparing the test-retest reliability of our study to others is that we examined the test-retest reliability by using ICCs, while others used Spearman correlation coefficients (Arends et al., 2013; Wagenmakers et al., 2008; Wendel-Vos et al., 2003). ICCs give lower correlation coefficients compared to Spearman correlation coefficients, because an ICC is the absolute agreement between the first and second measurement, which does not correct for systematic differences. In accordance with previous studies (Arends et al., 2013; Wagenmakers et al., 2008), the Bland-Altman analysis showed no systematic bias on total activity scores between test and retest. Although the Adapted-SQUASH has good test-retest reliability and the mean

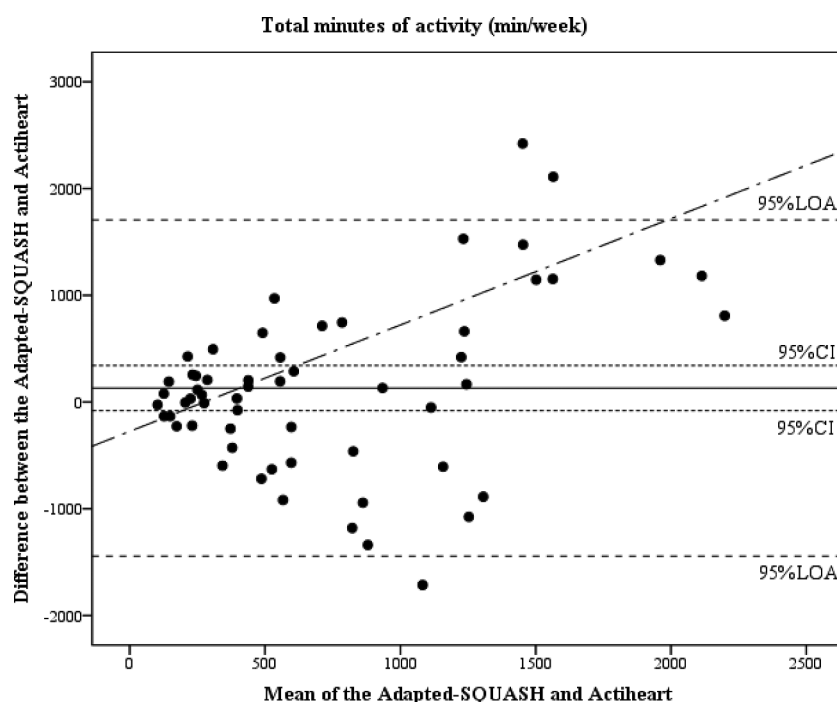


Figure 3. The differences between the total minutes of activity calculated with the Adapted-SQUASH and Actiheart, plotted against their mean for each participant, together with the 95% confidence interval (CI) and the 95% Limits of Agreement (LOA). ($N = 58$), with the diagonal line representing the correlation between the x and y axis ($\rho = 0.42$, $p = .001$), indicating heteroscedasticity.

differences between the first and second measurement are close to zero, relatively wide LOA are found for the total activity score and the total minutes of activity, which indicated that the degree of repeatability is insufficient at the individual level and/or that levels of physical activity fluctuate over time. Therefore, the Adapted-SQUASH can be used to assess self-reported physical activity behaviour in large (patient) populations but is not acceptable to monitor individual physical activity levels. Also, it indicates that large changes in the outcomes of the Adapted-SQUASH should be found when interested in the course of self-reported physical activity over time (e.g., before and after an intervention or treatment).

The Adapted-SQUASH also calculated the total minutes of light, moderate and vigorous activity per week. In previous literature, Wendel-Vos et al. (2003) and Wagenmakers et al. (2008) found the highest Spearman correlation coefficient for the total minutes of vigorous activity per week, respectively 0.92 (Wendel-Vos et al., 2003) and 0.85 (Wagenmakers et al., 2008), while we found the lowest correlation for the total minutes of vigorous activity per week ($ICC = 0.32$, $p = .004$). Explanation of this outcome is that vigorous-intensity activities, such as weekly scheduled sports activities, are the easiest to recall for healthy adults (Jacobs et al., 1993), while intermittent light-intensity activities (e.g., walking) are more difficult to recall (Herbolsheimer et al., 2018; Skender et al., 2016). However, adults with disabilities might experience activities as more intense, since activities often cost more energy compared to healthy adults (Waters & Mulroy, 1999; Wezenberg et al., 2013) and may be more variable over the day due to fatigue and lack of appropriate pacing behaviour (Abonie et al., 2020; Martin Ginis et al., 2016; Murphy & Kratz, 2014; Rimmer et al., 2011). Therefore, temporal fluctuation in light intensity activities in healthy adults, may be similar to temporal fluctuation in moderate or vigorous intensity activities in our target population. Furthermore, our sample reported less minutes of vigorous-intensity activities (so a lower between subjects' variance) compared to light intensity activities, which might give a lower ICC.

The Adapted-SQUASH provides information of different settings of physical activity (commuting activities, activities at work/school, household activities and leisure time activities including different sports). We found low test-retest reliability for leisure-time activities, which might be explained by the non-regular frequency of this type of activities per week, due to barriers to physical activity such as the amount of leisure-time, tiredness, or bad weather conditions (King, 1997). The quite low correlation for intense activities at work could be due to a small percentage of the population who can perform intense activities at work and the high variability in vigorous activities. The two newly added items "wheelchair riding" and "handcycling" in the Adapted-SQUASH had low response, because our study excluded people who were completely wheelchair dependent. However, our study population did mention adapted sports in the category "sports activities" (e.g., wheelchair basketball).

Another interesting variable is the sport outcome measure indicating good test-retest reliability ($ICC = 0.76$, $p < 0.001$), probably because sports activities are often easy to recall, and sports participation is a stable behaviour with scheduled

regular practice. This variable is often used in clinical settings, as well as in policy making and governmental guidelines worldwide. Insight in sports activities can be used for a tailored advice regarding an active lifestyle during or after rehabilitation, which has health-influencing effects, is crucial for quality of life, mobility and participation in everyday life and is strongly recommended for adults with disabilities (Haskell et al., 2007).

Concurrent validity

The concurrent validity of the total activity score per week of the Adapted-SQUASH ($\rho = 0.40$, $p = .002$), when compared with the total AEE per week assessed with the Actiheart, is lower compared to the Spearman correlation coefficients found in studies of the original SQUASH among 50 healthy adults ($\rho = 0.45$, physical activity was assessed with the computer science and applications activity monitor) (Wendel-Vos et al., 2003), among 44 patients after a total hip arthroplasty ($\rho = 0.67$, physical activity was assessed with an Actigraph accelerometer) (Wagenmakers et al., 2008), but higher compared to a study among 52 patients with ankylosing spondylitis ($\rho = 0.35$, physical activity was assessed with an Actigraph accelerometer) (Arends et al., 2013). Also, the concurrent validity of the total minutes of activity per week of the Adapted-SQUASH ($ICC = 0.22$, $p = .027$ and $\rho = 0.36$, $p = .006$), when compared with the total minutes of activity assessed with the Actiheart, is lower compared to the Spearman correlation coefficient found in the study of the original SQUASH among 50 healthy adults ($\rho = 0.56$) (Booth, 2000), but higher compared to the Spearman correlation coefficient for the validity of the PASIPD among people with disabilities ($\rho = 0.30$, physical activity was assessed with an Actigraph accelerometer) (Ploeg et al., 2007). The lower concurrent validity of physical activity questionnaires in people with disabilities compared to healthy adults might be due to variation of the questionnaire and variation of the standard. Also, cognitive function, which is sometimes affected in people with disabilities, might influence the recall of activities and thereby might explain the differences between self-reported and accelerometer-derived physical activity (Herbolsheimer et al., 2018).

In addition, the Bland-Altman analysis showed systematic bias between the total minutes of activity per week assessed with the Adapted-SQUASH and Actiheart and the LOA were wide. This indicated that the Adapted-SQUASH does not accurately represent accelerometer-derived physical activity assessed with the Actiheart in individuals with disabilities. Previous literature also found that individual self-reported physical activity compared to physical activity assessed with an accelerometer was not accurate in people after joint arthroplasty (Vaughn et al., 2019) and in people with spinal cord injury (Ma et al., 2020). Besides, the mean difference between the Adapted-SQUASH and Actiheart was 346 minutes per week, which indicates that people with disabilities seem to overestimate their self-reported physical activity assessed with the Adapted-SQUASH compared to accelerometer-derived physical activity assessed with the Actiheart. Also, based on the Bland-Altman analysis for the total minutes of activity per week assessed with the Adapted-SQUASH and Actiheart, heteroscedasticity in the data was found, which indicates a tendency to overestimate self-reported physical activity when higher mean

levels of physical activity were measured of the Adapted-SQUASH and Actiheart. This is in agreement with previous literature (Chinapaw et al., 2009; Feuring et al., 2014; Sebastiao et al., 2012). This overestimation of actual time spent being physically active is probably attributable to recall bias, such as the difficulty in recalling short breaks during physical activity (e.g., socializing or refreshment during the reported time doing sports, or taking rest during the reported time doing gardening or household activities) (Ma et al., 2020), while the Actiheart does measure all sorts of short breaks during physical activity and over the day. Another potential bias between self-reported and accelerometer-derived physical activity outcomes may reside in the appreciation and perception of physical activities and their intensities, which notions may be quite different in our population in the context of their often low physical work capacity (Carroll et al., 2014) and phenomena of fatigue during the day (Martin Ginis et al., 2016; Rimmer et al., 2011). This introduces a difference in what one does and what one perceives.

Consequently, for the total minutes of vigorous activities per week low or little agreement was found between the Adapted-SQUASH and Actiheart ($ICC = 0.21$, $p = .046$), while no agreement was found for the total minutes of light ($ICC = 0.05$, $p = .346$) and moderate ($ICC = 0.03$, $p = .401$) activities per week. This suggests that the perceived intensity of activities in people with disabilities is not in agreement with the accelerometer-derived intensities of activities assessed with the Actiheart. Therefore, we suggest to use the total minutes of physical activity per week assessed with the Adapted-SQUASH when interested in dose–response relationships among for instance, physical activity and health outcomes, or between physical activity and the received intervention/treatment in people with disabilities.

Limitations

A few limitations need to be considered. First, the Adapted-SQUASH used MET values from the Ainsworth compendium of physical activities, which were derived from and intended for use in able-bodied adults (Ainsworth et al., 2011). This limitation could have overestimated the total activity score for each intensity category (Ainsworth et al., 2011; Rikli, 2000), because our target population probably experiences activities as more intense compared to healthy adults (Waters & Mulroy, 1999; Wezenberg et al., 2013), as well as less consistent during the day. Also, the Adapted-SQUASH is sensitive to overestimation of frequency and/or duration of the activities, due to recall bias. A more or less similar limitation is however true for the Actiheart device, where the used sensor algorithms are not specific to people with disabilities, but have been derived from the general healthy population (Brage et al., 2005; Crouter et al., 2008). This stresses the need for more population-specific validation studies also of objective physical activity measurement tools in the future (Lankhorst et al., 2020).

Thirdly, the test–retest period was on average 17 days. This duration could be too short to prevent participants from copying the Adapted-SQUASH from memory. However, following the recommendations of Matthews et al. (2012), we have consciously chosen for this short recall period to decrease the reporting error of activities, since physical activity levels tend

to fluctuate between days and weeks due to weather conditions (Matthews et al., 2012) and/or due to fluctuating experienced health or fatigue conditions among this population of persons with a disability (Abonie et al., 2020). Furthermore, we did not check at the participant if the week the Actiheart was worn was a representative week of their physical activity behaviour.

Lastly, the Actiheart is a device capable of measuring heart rate and acceleration, and combines these variables in a branched equation model to calculate AEE (Brage et al., 2005; Crouter et al., 2008). However, we found a large amount of missing heart rate data in our sample, while calculating AEE based on the heart rate and combined algorithm is preferred (Crouter et al., 2008). The median percentage of missing heart rate was 22% (inter quartile range: 10–42%). The unsuccessful measurement of heart rate may have happened due to malfunction of the battery or the electrodes. However, if during the week participants felt that the electrodes loosened or if the electrodes had not been replaced by the fourth day, the instruction was given to replace the electrodes. As stated above another limitation is that the algorithm from the Actiheart to calculate AEE has not been validated among adults with deviating movement patterns and adults using drugs against high blood pressure, who are included in our target population. This is however the case for most of the activity monitor devices currently available (Van Remoortel et al., 2012). In addition, the Actiheart was validated among healthy adults within the age range of 26–50 years (Brage et al., 2005) and the algorithm of the Actiheart was validated among adults within the age range of 21–55 years (Crouter et al., 2008), while the current study population had an age range of 19–85 years.

Practical implications and further research

The Adapted-SQUASH provides information on various dimensions (frequency, duration and intensity) and settings (e.g., household, leisure time), is inexpensive, and has low burden for participants to fill in. Together this turns the Adapted-SQUASH into a useful tool to assess self-reported physical activity among adults with disabilities in large population studies. Firstly, the Adapted-SQUASH can be used in community and health-care settings, like rehabilitation centres, to monitor physical activity levels in large heterogeneous populations with disabilities. For this practical use, the Adapted-SQUASH is distinctive compared with other physical activity questionnaires (e.g., PASIPD), because even though the questionnaire specifically assesses type, frequency and intensity of activities, it is short and quick to fill in and it includes physical activities for wheelchair users and adapted sports. Secondly, the Adapted-SQUASH can be used for large longitudinal cohort studies or intervention studies to evaluate self-reported physical activity. For example, the Adapted-SQUASH has already been used in the longitudinal cohort study ReSpAct, which aimed to evaluate physical activity in people with disabilities during and after a physical activity stimulation programme (Alingh et al., 2015; Hoekstra et al., 2014). When accurate and complete measures of physical activity are preferred in further research among large populations with disabilities, we suggest using both the Adapted-SQUASH (in the total

sample) and an activity monitor (in a sub-sample). The Adapted-SQUASH provides information on the setting of the activity, while an activity monitor provides information on intermittent activities (e.g., walking at home and taking rest during activities) (Ma et al., 2020; Skender et al., 2016). So, selection of the best measurement to assess physical activity depends on the purpose, construct, measurement unit, population, setting etc. (Nigg et al., 2020).

For practical implications, we recommend using the total minutes of activity per week or the total activity score, which were the two main outcome measures of the Adapted-SQUASH, to assess self-reported physical activity in people with disabilities. The test–retest reliability of the total minutes of activity per week was good but systematic bias with the Actiheart was found. The test–retest reliability of the total activity score per week was lower and the perceived intensity of activities (light, moderate and vigorous) was not in agreement with the Actiheart. However, outcomes should be interpreted with caution since our sample of people with disabilities overestimated their physical activity. Also, for future research it is recommended to assess the validity and test–retest reliability of the Adapted-SQUASH among people who are completely wheelchair dependent.

Conclusion

The Adapted-SQUASH is an acceptable measure to assess self-reported physical activity in large populations of people with disabilities but is not applicable at the individual level due to the wide LOA. Self-reported physical activity assessed with the Adapted-SQUASH does not accurately represent accelerometer-derived physical activity assessed with the Actiheart in individuals with disabilities. They seem to overestimate their physical activity and find it difficult to recall the perceived intensity of the activity. The test–retest reliability and concurrent validity of the Adapted-SQUASH are comparable to other physical activity questionnaires among people with disabilities. We recommend using the total minutes of activity per week and/or total activity score, derived from the Adapted-SQUASH, – preferably in combination with measurements with an activity monitor in a sub-sample – to evaluate physical activity in large populations of people with disabilities in rehabilitation practice and beyond as well as in (cohort) research.

Acknowledgments

The authors wish to thank the participating subjects and the students in the bachelor and master Human Movement Sciences at the University of Groningen who contributed to the data collection. The authors would like to thank dr. Leonie A. Krops for her critical reading and comments on a draft of the manuscript.

Disclosure statement

The authors declare that they have no conflicts of interest or financial disclosures. This study is funded by Stichting Beatrixoord Noord-Nederland and a personal grant received from the University of Groningen, University Medical Center Groningen (grant date 1-9-2018).

Funding

This study is funded by Stichting Beatrixoord Noord-Nederland and a personal grant received from the University of Groningen, University Medical Center Groningen (grant date 1-9-2018).

ORCID

Bregje L. Seves  <http://orcid.org/0000-0003-4066-1893>
 Femke Hoekstra  <http://orcid.org/0000-0002-0068-652X>
 Jorrit W.A. Schoenmakers  <http://orcid.org/0000-0003-1334-5772>
 Pim Brandenbarg  <http://orcid.org/0000-0002-6909-5111>
 Trynke Hoekstra  <http://orcid.org/0000-0002-0535-0056>
 Florentina J. Hettinga  <http://orcid.org/0000-0002-7027-8126>
 Rienk Dekker  <http://orcid.org/0000-0001-6649-6289>
 Lucas H.V. van der Woude  <http://orcid.org/0000-0002-8472-334X>

References

- Abonie, U. S., Edwards, A. M., & Hettinga, F. J. (2020, March). Optimising activity pacing to promote a physically active lifestyle in medical settings: A narrative review informed by clinical and sports pacing research. *Journal of Sports Sciences*, 38(5), 590–596. <https://doi.org/10.1080/02640414.2020.1721254>
- Ainsworth, B. E., Haskell, W. L., Herrmann, S. D., Meckes, N., DR, B., Tudor-Locke, C., Greer, J. L., Vezina, J., Whitt-Glover, M. C., & Leon, A. S. (2011, August). 2011 compendium of physical activities: A second update of codes and MET values. *Medicine and Science in Sports and Exercise*, 43(8), 1575–1581. <https://doi.org/10.1249/MSS.0b013e31821ece12>
- Alingh, R. A., Hoekstra, F., van der Schans, C. P., Hettinga, F. J., Dekker, R., & van der Woude, L. H. (2015, January). Protocol of a longitudinal cohort study on physical activity behaviour in physically disabled patients participating in a rehabilitation counselling programme: ReSpAct. *BMJ Open*, 5(1), e007591-2015-007591. <https://doi.org/10.1136/bmjopen-2015-007591>
- Arends, S., Hofman, M., Kamsma, Y. P., van der Veer, E., Houtman, P. M., Kallenberg, C. G., Spoorenberg, A., & Brouwer, E. (2013, August 23). Daily physical activity in ankylosing spondylitis: Validity and reliability of the IPAQ and SQUASH and the relation with clinical assessments. *Arthritis Research & Therapy*, 15(4), R99. <https://doi.org/10.1186/ar4279>
- Bland, J. M., & Altman, D. G. (1999, June). Measuring agreement in method comparison studies. *Statistical Methods in Medical Research*, 8(2), 135–160. <https://doi.org/10.1177/096228029900800204>
- Booth, M. (2000, June). Assessment of physical activity: An international perspective. *Research Quarterly for Exercise and Sport*, 71(2 Suppl), S114–20. <https://doi.org/10.1080/02701367.2000.11082794>
- Brage, S., Brage, N., Franks, P. W., Ekelund, U., & Wareham, N. J. (2005, April). Reliability and validity of the combined heart rate and movement sensor Actiheart. *European Journal of Clinical Nutrition*, 59(4), 561–570. <https://doi.org/10.1038/sj.ejcn.1602118>
- Carroll, D. D., Courtney-Long, E. A., Stevens, A. C., Sloan, M. L., Lullo, C., Visser, S. N., Fox, M. H., Armour, B. S., Campbell, V. A., Brown, D. R., Dorn, J. M., & Centers for Disease Control and Prevention (CDC). (2014, May 9). Vital signs: Disability and physical activity—United States, 2009–2012. *MMWR. Morbidity and Mortality Weekly Report*, 63(18), 407–413. Retrieved from <https://www.jstor.org/stable/24855151>
- Cervantes, C. M., & Porretta, D. L. (2010, July). Physical activity measurement among individuals with disabilities: A literature review. *Adapted Physical Activity Quarterly : APAQ*, 27(3), 173–190. <https://doi.org/10.1123/apaq.27.3.173>
- Chinapaw, M. J., Sloomaker, S. M., Schuit, A. J., van Zuidam, M., & van Mechelen, W. (2009, August). Reliability and validity of the activity questionnaire for adults and adolescents (AQuAA). *BMC Medical Research Methodology*, 9(1), 58-2288-9-58. <https://doi.org/10.1186/1471-2288-9-58>
- Cicchetti, D. V. (1994). Guidelines, criteria, and rules of thumb for evaluating normed and standardized assessment instruments in psychology. *Psychological Assessment*, 6(4), 284–290. <https://doi.org/10.1037/1040-3590.6.4.284>

- Conger, S. A., & Bassett, D. R. (2011, October). A compendium of energy costs of physical activities for individuals who use manual wheelchairs. *Adapted Physical Activity Quarterly : APAQ*, 28(4), 310–325. <https://doi.org/10.1123/apaq.28.4.310>
- Crouter, S. E., Churilla, J. R., & Bassett, D.R., Jr. (2008, June). Accuracy of the Actiheart for the assessment of energy expenditure in adults. *European Journal of Clinical Nutrition*, 62(6), 704–711. <https://doi.org/10.1038/sj.ejcn.1602766>
- Dawes, H. N., Barker, K. L., Cockburn, J., Roach, N., Scott, O., & Wade, D. (2005, May). Borg's rating of perceived exertion scales: Do the verbal anchors mean the same for different clinical groups? *Archives of Physical Medicine and Rehabilitation*, 86(5), 912–916. <https://doi.org/10.1016/j.apmr.2004.10.043>
- Jacobs, D. R., Jr, Ainsworth, B. E., Hartman, T. J., & Leon, A. S. (1993, January). A simultaneous evaluation of 10 commonly used physical activity questionnaires. *Medicine and Science in Sports and Exercise*, 25(1), 81–91. <https://doi.org/10.1249/00005768-199301000-00012>
- Feuring, R., Vered, E., Kushnir, T., Jette, A. M., & Melzer, I. (2014). Differences between self-reported and observed physical functioning in independent older adults. *Disability and Rehabilitation*, 36(17), 1395–1401. <https://doi.org/10.3109/09638288.2013.828786>
- Haskell, W. L., Lee, I. M., Pate, R. R., Powell, K. E., Blair, S. N., Franklin, B. A., Macera, C. A., Heath, G. W., Thompson, P. D., Bauman, A., American College of Sports Medicine, & American Heart Association. (2007, August 28). Physical activity and public health: Updated recommendation for adults from the American college of sports medicine and the American heart association. *Circulation*, 116(9), 1081–1093. <https://doi.org/10.1161/CIRCULATIONAHA.107.185649>
- de Vet H. C. W., Terwee, C. B., Mokkink, L. B., & Knol, D. L. (2011). *Measurement in medicine: A practical guide*. Cambridge University Press. <https://doi.org/10.1017/CBO9780511996214>
- Herbolsheimer, F., Riepe, M. W., & Peter, R. (2018, February). Cognitive function and the agreement between self-reported and accelerometer-accessed physical activity. *BMC Geriatrics*, 18(1). <https://doi.org/10.1186/s12877-018-0747-x>
- Hildebrandt, V., Ooijendijk, W., & Stiggelhou, M. (1999). Trendrapport bewegen en gezondheid 1998/1999. *Koninklijke Vermande*.
- Hoekstra, F., Alingh, R. A., van der Schans, C. P., Hetinga, F. J., Duijff, M., Dekker, R., & van der Woude, L. H. V. (2014, September 20). Design of a process evaluation of the implementation of a physical activity and sports stimulation programme in Dutch rehabilitation setting: ReSpAct. *Implementation Science : IS*, 9(1), 127-014-0127-7. <https://doi.org/10.1186/s13012-014-0127-7>
- Hoekstra, F., Hoekstra, T., van der Schans, C. P., Hetinga, F. J., van der Woude, L. H. V., Dekker, R., & ReSpAct-group. (2019, October). The implementation of a physical activity counseling program in rehabilitation care: Findings from the ReSpAct study. *Disability and Rehabilitation*, 17, 1–12. <https://doi.org/10.1080/09638288.2019.1675188>
- King AC. (1997). Intervention strategies and determinants of physical activity and exercise behavior in adult and older adult men and women. *World Review of Nutrition and Dietetics*, 82, 148–158. <https://doi.org/10.1159/000059626>
- Klaren, R. E., Hubbard, E. A., Zhu, W., & Motl, R. W. (2016, April). Reliability of accelerometer scores for measuring sedentary and physical activity behaviors in persons with multiple sclerosis. *Adapted Physical Activity Quarterly : APAQ*, 33(2), 195–204. <https://doi.org/10.1123/APAQ.2015-0007>
- Lankhorst, K., Oerbekke, M., van den Berg-emons, R., Takken, T., & de Groot, J. (2020, March). Instruments measuring physical activity in individuals who use a wheelchair: A systematic review of measurement properties. *Archives of Physical Medicine and Rehabilitation*, 101(3), 535–552. <https://doi.org/10.1016/j.apmr.2019.09.006>
- Ma, J. K., McCracken, L. A., Voss, C., Chan, F. H. N., West, C. R., & Martin Ginis, K. A. (2020, January). Physical activity measurement in people with spinal cord injury: Comparison of accelerometry and self-report (the physical activity recall assessment for people with spinal cord injury). *Disability and Rehabilitation*, 42(2), 240–246. <https://doi.org/10.1080/09638288.2018.1494213>
- Martin Ginis, K. A., Ma, J. K., Latimer-Cheung, A. E., & Rimmer, J. H. (2016, December). A systematic review of review articles addressing factors related to physical activity participation among children and adults with physical disabilities. *Health Psychology Review*, 10(4), 478–494. <https://doi.org/10.1080/17437199.2016.1198240>
- Matthews, C. E., Moore, S. C., George, S. M., Sampson, J., & Bowles, H. R. (2012, July). Improving self-reports of active and sedentary behaviors in large epidemiologic studies. *Exercise and Sport Sciences Reviews*, 40(3), 118–126. <https://doi.org/10.1097/JES.0b013e31825b34a0>
- Murphy, S. L., & Kratz, A. L. (2014, December). Activity pacing in daily life: A within-day analysis. *Pain*, 155(12), 2630–2637. <https://doi.org/10.1016/j.pain.2014.09.028>
- Nigg, C. R., Fuchs, R., Gerber, M., Jekauc, D., Koch, T., Krell-Roesch, J., Lippke, S., Mnich, C., Novak, B., Ju, Q., Sattler, M. C., Schmidt, S. C. E., van Poppel, M., Reimers, A. K., Wagner, P., Woods, C., & Woll, A. (2020). Assessing physical activity through questionnaires - A consensus of best practices and future directions. *Psychology of Sport and Exercise*, 50, 101715. <https://doi.org/10.1016/j.psychsport.2020.101715>
- Portney, L. G., & Watkins, M. P. (2009). *Foundations of clinical research: Applications to practice.: Upper saddle river*. Pearson/Prentice Hall.
- Prince, S. A., Adamo, K. B., Hamel, M. E., Hardt, J., Connor Gorber, S., & Tremblay, M. (2008, November). A comparison of direct versus self-report measures for assessing physical activity in adults: A systematic review. *The International Journal of Behavioral Nutrition and Physical Activity*, 5(1), 56–5868-5-56. <https://doi.org/10.1186/1479-5868-5-56>
- Rennie, K. L., & Wareham, N. J. (1998, December). The validation of physical activity instruments for measuring energy expenditure: Problems and pitfalls. *Public Health Nutrition*, 1(4), 265–271. <https://doi.org/10.1079/PHN19980043>
- Rikli, R. E. (2000, June). Reliability, validity, and methodological issues in assessing physical activity in older adults. *Research Quarterly for Exercise and Sport*, 71(2 Suppl), S89–96. <https://doi.org/10.1080/02701367.2000.11082791>
- Rimmer, J. H., Chen, M. D., & Hsieh, K. (2011, December). A conceptual model for identifying, preventing, and managing secondary conditions in people with disabilities. *Physical Therapy*, 91(12), 1728–1739. <https://doi.org/10.2522/ptj.20100410>
- Sebastiao, E., Gobbi, S., Chodzko-Zajko, W., Schwingel, A., Papini, C. B., Nakamura, P. M., Netto, A. V., & Kokubun, E. (2012, November). The international physical activity questionnaire-long form overestimates self-reported physical activity of Brazilian adults. *Public Health*. 126(11), 967–975. <https://doi.org/10.1016/j.puhe.2012.07.004>
- Skender, S., Ose, J., Chang-Claude, J., Paskow, M., Brühmann, B., Siegel, E. M., Steindorf, K., & Ulrich, C. M. (2016, June 16). Accelerometry and physical activity questionnaires - a systematic review. *BMC Public Health*, 16(1), 515-016-3172-0. <https://doi.org/10.1186/s12889-016-3172-0>
- Strath, S. J., Bassett, D.R., Jr., Swartz, A. M., & Thompson, D. L. (2001, December). Simultaneous heart rate-motion sensor technique to estimate energy expenditure. *Medicine and Science in Sports and Exercise*, 33(12), 2118–2123. <https://doi.org/10.1097/00005768-200112000-00022>
- Terwee, C. B., Mokkink, L. B., van Poppel, M. N., Chinapaw, M. J., van Mechelen, W., & de Vet, H. C. (2010, July). Qualitative attributes and measurement properties of physical activity questionnaires: A checklist. *Sports Medicine*, 40(7), 525–537. <https://doi.org/10.2165/11531370-000000000-00000>
- Giavarina, D. (2015, June). Understanding Bland Altman analysis. *Biochemia Medica : Casopis Hrvatskoga Društva Medicinskih Biokemicara / HDMB*, 25(2), 141–151. <https://doi.org/10.11613/BM.2015.015>
- van der Ploeg, H. P., Streppel, K. R., van der Beek, A. J., van der Woude, L. H., Vollenbroek-Hutten, M., & van Mechelen, W. (2007, January). The physical activity scale for individuals with physical disabilities: Test-retest reliability and comparison with an accelerometer. *Journal of Physical Activity & Health*, 4(1), 96–100. <https://doi.org/10.1123/jpah.4.1.96>
- van der Ploeg, H. P., van der Beek, A. J., van der Woude, L. H., & van Mechelen, W. (2004). Physical activity for people with a disability: A conceptual model. *Sports Medicine*, 34(10), 639–649. <https://doi.org/10.2165/00007256-200434100-00002>
- Van Remoortel, H., Giavedoni, S., Raste, Y., Burtin, C., Louvaris, Z., Gimeno-Santos, E., Langer, D., Glendenning, A., Hopkinson, N. S., Vogiatzis, I., Peterson, B. T., Wilson, F., Mann, B., Rabinovich, R., Puhon, M. A., Troosters, T., & PROactive consortium. (2012, July 9). Validity of activity monitors in health and chronic disease: A systematic review. *The*

- International Journal of Behavioral Nutrition and Physical Activity*, 9(1), 84–5868-9-84. <https://doi.org/10.1186/1479-5868-9-84>
- Vaughn, N. H., Dunklebarger, M. F., & Mason, M. W. (2019, March). Individual patient-reported activity levels before and after joint arthroplasty are neither accurate nor reproducible. *Clinical Orthopaedics and Related Research*, 477(3), 536–544. <https://doi.org/10.1097/CORR.0000000000000591>
- Wagenmakers, R., van den Akker-scheek, I., Groothoff, J. W., Zijlstra, W., Bulstra, S. K., Kootstra, J. W., Wendel-Vos, G. C., van Raaij, J. J., & Stevens, M. (2008, October 17). Reliability and validity of the short questionnaire to assess health-enhancing physical activity (SQUASH) in patients after total hip arthroplasty. *BMC Musculoskeletal Disord*, 9(1), 141–2474-9-141. <https://doi.org/10.1186/1471-2474-9-141>
- Waters, R. L., & Mulroy, S. (1999, July). The energy expenditure of normal and pathologic gait. *Gait & Posture*, 9(3), 207–231. [https://doi.org/10.1016/S0966-6362\(99\)00009-0](https://doi.org/10.1016/S0966-6362(99)00009-0)
- Wendel-Vos, G. C., Schuit, A. J., Saris, W. H., & Kromhout, D. (2003, December). Reproducibility and relative validity of the short questionnaire to assess health-enhancing physical activity. *Journal of Clinical Epidemiology*, 56(12), 1163–1169. [https://doi.org/10.1016/S0895-4356\(03\)00220-8](https://doi.org/10.1016/S0895-4356(03)00220-8)
- Wezenberg, D., van der Woude, L. H., Faber, W. X., de Haan, A., & Houdijk, H. (2013, September). Relation between aerobic capacity and walking ability in older adults with a lower-limb amputation. *Archives of Physical Medicine and Rehabilitation*, 94(9), 1714–1720. <https://doi.org/10.1016/j.apmr.2013.02.016>