



POLL

Global Poll Shows Support for Increased Government Spending and Regulation

September 13, 2009

Majorities around the world support governments playing an active role in stimulating and regulating their national economy in response to the current recession, according to a new poll across 20 countries conducted for BBC World Service.

The survey of more than 22,000 people, conducted by GlobeScan/PIPA, found that an average of three in five (60%) citizens—and majorities in 13 of the 20 countries polled—support ‘significantly increasing government spending to stimulate the economy’. Support is especially strong for investments in renewable energy and green technology (72%) and giving financial support to major industries and companies in trouble (62%).

Large numbers (67% overall) also want to see an increase in ‘government regulation and oversight of the national economy’. Among the major economies, this support was highest in China (94% support) and lowest in the US (50%) and Japan (38%).

The US government’s efforts to address the crisis, which have included far-reaching measures to stimulate the US economy, are being relatively well-received around the world. Nearly half (46%) of all respondents say they are satisfied with what the US has been doing, compared to 39% who are dissatisfied.

In comparison, 44% on average are satisfied with their own government’s response, 36% are satisfied with the actions of the World Bank and IMF, 32% with executives of major banks and 31% with the government of China. Overall people in developed countries show lower levels of satisfaction with all of these groups than do people in developing countries.

People’s satisfaction with their own government’s response varies greatly from country to country. Most express satisfaction in Australia (68%), Egypt (63%), Brazil (59%), Canada (57%), and Indonesia (57%). However, satisfaction is low in France (27%), Mexico (9%), Japan (18%), and the Philippines (24%). Americans are evenly split between those happy and those unhappy with their government’s response.

The results are drawn from a survey of 22,158 adult citizens across 20 countries, conducted for BBC World Service by the international polling firm GlobeScan, together with the Program on International Policy Attitudes (PIPA) at the University of Maryland. GlobeScan coordinated fieldwork between 19 June and 17 August, 2009.

GlobeScan Chairman Doug Miller comments, “It is clear that citizens in many countries are still not seeing the kind of economic leadership they think is needed from their national government. Particularly low levels of satisfaction in Europe, Japan and Latin America suggest that stronger consumer confidence—seen as essential for economic recovery—will take more time in these parts of the world.”



Steven Kull, director of PIPA, comments, “People around the world are looking for a dynamic approach to the economic crisis and are giving relatively good marks to the active efforts of the Obama administration.”

Participating Countries



Note: In Brazil, Chile, China, Egypt, Mexico, the Philippines, and Turkey urban samples were used. Please see the Methodology for further details.

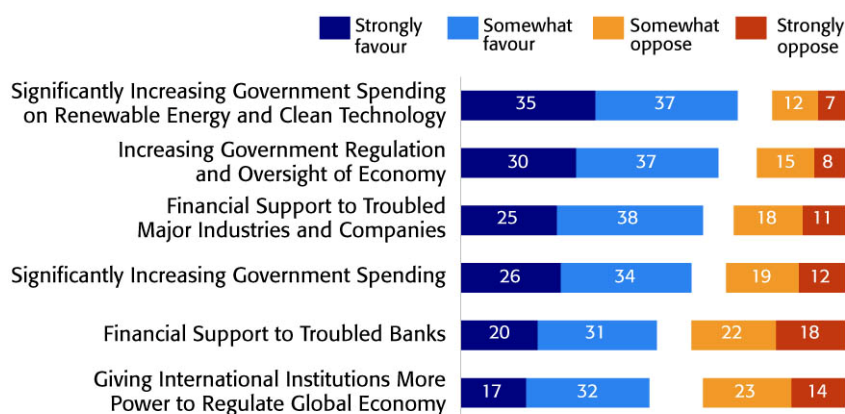
Detailed Findings

While large majorities approve of the government actively seeking to stimulate the economy in general, more modest numbers support giving financial support to banks in trouble (51%). This may be related to the low level of confidence in executives of major banks – an average of just 32% were satisfied with what they were doing to address the crisis.

Support for government stimulus of the economy is highest in Nigeria (87% support), Egypt (83%), and Russia (81%). By contrast, in France (39% support) and Germany (42%)—where government spending is already relatively high by international standards—support for further increases in public spending to stimulate the economy is much lower.

Support for Government Actions

Average of 20 Countries, 2009



The white space in this chart represents “Depends/Neither/Both” and “DK/NA.”

Asked of half of sample

Also, while support for government regulation of national economies is robust, more modest numbers support giving international institutions more power to regulate the global economy (49%). In some key developing economies—Mexico (22% support), the Philippines and Turkey (both 33%)—backing for a more active role for institutions like the World Bank and the IMF in regulating the global economy is particularly limited.

The poll also shows that most people continue to feel that the benefits and burdens of economic development over recent years have not been shared fairly in their country. Nearly three in five (59%) of those polled hold this view, and they are in the majority in 15 out of 20 countries. Among the countries most dissatisfied with economic fairness are France (84% dissatisfied), Russia (77%), Turkey (77%), and Germany (76%).

In total 22,158 citizens in Australia, Brazil, Canada, Chile, China, Egypt, France, Germany, India, Indonesia, Japan, Kenya, Mexico, Nigeria, Pakistan, the Philippines, Russia, Turkey, the United Kingdom and the United States of America, were interviewed face-to-face or by telephone between 19 June and 17 August, 2009. Polling was conducted for BBC World Service by the international polling firm GlobeScan and its research partners in each country. In 7 of the 20 countries, the sample was limited to major urban areas. The margin of error per country ranges from +/-2.2 to 4.8 percent, 19 times out of 20.

For more details, please visit www.GlobeScan.com or www.WorldPublicOpinion.org as well as the GlobeScan Insights blog at <http://globescaninsights.blogspot.com>

For media interviews with the participating pollsters, please contact:

Sam Mountford, Research Director
GlobeScan Incorporated, London
+44 20 7253 1447
(Mobile: +44 7854 132625)
Sam.Mountford@GlobeScan.com

Doug Miller, Chairman
GlobeScan Incorporated, Toronto
+1 416 969 3075
(Mobile: +1 416 230 2231)
Doug.Miller@GlobeScan.com

Steven Kull, Director
Program on International Policy Attitudes, Washington
+1 202 232 7500
(Mobile: +1 301 254 7500)
Skull@pipa.org

GlobeScan Incorporated is a global survey research firm providing strategic advice to companies, multilateral institutions, governments and NGOs, on reputation, sustainability, and corporate responsibility. The company is a world leader in conducting comprehensive survey research in all regions of the world amongst general publics and stakeholders.
www.GlobeScan.com

The Program on International Policy Attitudes (PIPA) of the Center for International and Security Studies at the University of Maryland, undertakes research on attitudes in publics around the world on a variety of international issues and manages the international research project WorldPublicOpinion.org.

BBC World Service is an international multimedia broadcaster delivering 32 language and regional services. It uses multiple platforms to reach its weekly audience of 188 million globally, including shortwave, AM, FM, digital satellite and cable channels. It has around 2,000 partner radio stations which take BBC content, and numerous partnerships supplying content to mobile phones and other wireless handheld devices. Its news sites include audio and video content and offer opportunities to join the global debate. For more information, visit bbcworldservice.com. To find out more about the BBC's English language offer and subscribe to a free e-newsletter, visit bbcworldservice.com/schedules.

Country Findings

Americas

Canada

Canadians rank third among those most in favour of increasing expenditure on clean and renewable energy, and also express the third highest level of support for American and European Union leaders' efforts to address the global financial crisis. They have one of the largest majorities expressing satisfaction with their own leaders' response to the financial crisis, and make up the second largest majority saying that the benefits and burdens of recent economic developments have been distributed fairly.

- Two out of every three (68%) Canadians support significant increases in government spending to stimulate the economy. An overwhelming majority (85%) favour increasing government spending on renewable energy and clean technology to stimulate the economy. A plurality (50%) support the government providing financial support to industries. However, a modest majority (56%) oppose providing financial assistance to troubled banks.
- A majority (65%) support increased government regulation of the economy and a plurality (49%) favour granting international institutions more power to regulate the global economy.
- Most have favourable views of American (65%), EU (53%) and G20 (52%) leaders' efforts to address the global financial crisis.
- Canadians have mixed views of World Bank and IMF efforts (42% satisfied, 40% dissatisfied).
- Modest majorities are dissatisfied with executives of international companies (55%) and banks (53%). A plurality (36%) also views Chinese leaders' efforts as unsatisfactory.
- Fifty-seven percent of Canadians express satisfaction with their national leaders. The same number (57%) say that the benefits and burdens of recent economic developments have been shared fairly.

Chile

Chileans are supportive of increases in government stimulus spending and regulation of the national economy. A majority believes that their government is performing well and yet a similar number believe economic consequences are not distributed fairly. Relatively high numbers offer no response when asked about the performance of various leaders, leaving a mixed picture.

- Sixty-eight percent favour significantly increasing government spending to stimulate the economy. A strong majority (75%) support significantly increasing government spending on renewable energy and clean technology to stimulate the economy. A majority (58%) support giving financial assistance to major industries and companies in trouble, while a slight majority (52%) support giving similar aid to banks.
- A large majority (77%) favour increasing government regulation and oversight of the national economy, while only a plurality (49%) support giving international institutions more power to regulate the global economy.
- Pluralities are satisfied with the efforts of leaders in the US (49%), the EU (39%), and the G20 (35%).
- Chileans are divided on satisfaction with the efforts of executives of major banks (35% satisfied to 34% dissatisfied), the World Bank and IMF leadership (30% to 27%), executives of international companies (29% to 25%), and China's leaders (28% to 27%).
- A slight majority (54%) are satisfied with the efforts of their leaders to address the current financial crisis. However, 57 percent believe the benefits and burdens of the crisis are not being shared equally.

Mexico

Mexicans are the most opposed to giving financial support to banks in trouble. Mexicans are overwhelmingly dissatisfied with their leaders' performance on the international crisis, do not approve of the performance of any of the international actors asked about and are the most dissatisfied of all countries with the efforts of leaders of the G20 to handle the global economic crisis.

- Seventy-five percent of Mexicans favour significantly increasing government spending to stimulate the economy. An even higher 84% favour more stimulus spending focused on renewable energy. A majority (57%) favour giving financial support to major industries and companies in trouble, while a strong majority (76%) oppose giving financial support to banks in trouble.
- Nearly eight-in-ten (79%) favour increasing government regulation, but 60 percent oppose giving international institutions the power to regulate the global economy.
- Mexicans are divided on the European Union's leadership efforts to handle the global financial crisis (28% satisfied, 28% dissatisfied).
- Majorities or pluralities are dissatisfied with efforts of executives of major banks (81%), executives of international companies (66%), the World Bank and IMF (64%), the leadership of the G20 (56%), the US (56%), and China (36%).
- An overwhelming majority of Mexicans (88%) are dissatisfied with the effort of Mexican leaders to address the current financial crisis. A strong majority (69%) believe the consequences of economic development have not been shared fairly in Mexico.

United States

The majority of Americans that oppose giving financial support to major industries and companies in trouble is the highest of all countries polled, and the third highest in opposing such support to banks in trouble.

- Americans are divided (48% favour, 48% oppose) on the government significantly increasing government spending to stimulate the economy. Yet two-thirds (67%) favour stimulus spending on renewable energy and clean technology. Majorities oppose giving financial support to troubled banks (63%) and industries (55%).
- A plurality (50%) of Americans support increasing government regulation and oversight of the national economy, while a slight majority (52%) is against giving international institutions regulatory power.
- A plurality of Americans are satisfied with the efforts of EU leaders in addressing the crisis (42% satisfied to 34% dissatisfied).
- Majorities or pluralities are negative about the efforts of bank executives (72%), executives of international companies (57%), the World Bank and the IMF (49%), the leaders of the G20 (49%) and China (46%).
- Americans are divided on the US leaders' performance (49% satisfied, 49% dissatisfied). A majority (54%) believe that the benefits and burdens of economic development have not been shared fairly in their country.

Europe

France

An overwhelming majority of French people—the highest of any country polled—say that economic gains and losses are spread inequitably in France. They are second only to Germans in negative opinions on the performance of bank executives. Respondents in France are among the most supportive of government support for failing industries.

- Fifty-one percent of French people believe that the government should not significantly increase stimulus spending, while 74% favour spending focused on clean energy. A strong majority (76%) agree with financial support to major industries and companies in trouble, although 62% are opposed to such support for banks.

- Two-in-three (67%) support increasing government regulation and oversight of the national economy, while a more modest majority (55%) support giving international institutions more power to regulate the global economy
- A slight majority (54%) believe that US leaders are doing a good job dealing with the current financial crisis.
- French express dissatisfaction with the performance of bank executives (83%), international company executives (75%), Chinese leaders (65%), G20 leaders (61%), the World Bank and IMF (52%), and the EU (49%).
- A majority (67%) disapprove of how French leaders are dealing with the crisis. A strong majority (84%) believe that the economic benefits and burdens have been shared unfairly in France.

Germany

An overwhelming majority of Germans—the largest of all countries polled—are dissatisfied with the executives of major banks and executives of international companies. They are also among the most critical of how the benefits and burdens of the economic crisis have been distributed in their country.

- A slim majority (53%) oppose increasing government spending to stimulate the economy, but a large majority (75%) support increasing spending when tied to clean technology and renewable energy. Three-in-four (74%) disapprove of government support for failing banks, while 54 percent disapprove of similar support for industry.
- Two-thirds of respondents (66%) favour increasing oversight of the national economy by the German government; however, most (54%) oppose empowering international institutions to increase regulation of the global economy.
- Most Germans (61%) are satisfied with American leaders' response to the global financial crisis.
- Majorities disapprove of the performance of bank executives (89%), executives of international companies (79%), Chinese leaders (68%), the World Bank and IMF (67%), EU leaders (53%), and G20 leaders (52%).
- A majority (61%) are dissatisfied with the efforts of their leaders to address the financial crisis and say that the burden and benefits of economic developments have not been shared fairly (76%).

Russia

Russians are among the most supportive of increased national regulation of the economy, increased government stimulus spending, and support for failing industries, with eight in ten favouring them.. Along with Turkey, they are the second most critical of how the costs and benefits of the economic situation have been shared—with three in four expressing dissatisfaction.

- Roughly eight-in-ten (81%) favour increased stimulus spending by the Russian government and a similar 78 percent favour such spending when targeted toward renewable energy. A very large majority (78%) support government assistance for major industries and companies in trouble, but only a plurality (44%) support the same assistance for banks in trouble.
- An overwhelming majority (85%) are in favour of more regulation of the national economy, while only a plurality (41%) are in favour of more regulation by international institutions.
- Large portions of Russian respondents gave no answer when asked to judge the response to the crisis by international actors.
- Pluralities disapprove of how the following leaders have responded to the situation: bank executives (42%), international company executives (40%), the US (37%), the World Bank and IMF (36%), the EU (31%), and the G20 (28%).
- A lukewarm plurality (49%) approve of how the Russian government has acted, with 43 percent disapproving. However, a very large majority (77%) believe the consequences of the economic crisis have been distributed unfairly.

United Kingdom

Britons are among the most critical of how bank executives have dealt with the economic crisis (8 in 10). They are also among the most supportive of government assistance for struggling companies (3 in 4).

- A majority (60%) favour significantly increasing government spending to stimulate the economy. Three-in-four (76%) support significantly increasing government spending on renewable energy and clean technology to stimulate the economy. Majorities favour giving financial support to major industries and companies in trouble (73%) and banks in trouble (55%).
- Similar majorities approve of increased government regulation of the national economy (55%) and increased regulatory powers for international bodies (53%).
- More than half (56%) are satisfied with the efforts of US leaders.
- They are divided on the performance of the leaders of the G20 (44% satisfied, 48% dissatisfied).
- Britons are negative about the efforts of bank executives (78%), the World Bank and IMF (58%), executives of international companies (56%), EU leaders (51%), and Chinese leaders (39%).
- A majority (62%) of Britons disapprove of their leaders' response and a modest majority (57%) believe that the benefits and burdens of the economic development have not been shared fairly in their country.

Middle East

Egypt

Egyptians had the second highest support for significantly increasing spending to stimulate the economy and the highest support for giving money to troubled banks. Egyptians had the highest positive view of international company executives' efforts during the financial crisis and had the most positive view of G20 leaders' efforts. Egyptians were also one of only three countries that had a positive view of the role of bank executives.

- Eighty-three percent of Egyptians support significantly increasing government spending to stimulate the economy. A slightly lower 78 percent support increased spending on renewable energy as part of the stimulus. Overwhelming majorities back giving financial support to banks (85%) and major industries and companies in trouble (82%).
- More than eight-in-ten (84%) support increasing government regulation in Egypt and a majority (62%) believe international organizations should be given more power to regulate the global economy.
- Majorities are satisfied with how the following groups have responded to the crisis: bank executives (64%), executives of international companies (63%), G20 leaders (60%), Chinese leaders (57%), and the World Bank and IMF (54%).
- Egyptians are divided on the efforts of leaders in the US (50% satisfied, 48% dissatisfied) and the EU (50%, 47%).
- Egyptians support their leaders' efforts to deal with the current financial crisis (63%). However, a strong majority of Egyptians (62%) believe that the benefits and burdens of economic development have not been shared fairly.

Turkey

Turks offer the second largest opposition to stimulus spending focused on clean energy—though this is still only a plurality. They offer a negative review of how all international actors in the poll have handled the financial crisis. Indeed, they are most negative among all countries surveyed on the performance of leaders in China, the EU, and US.

- Pluralities oppose significantly increasing government spending to stimulate the economy (49%) and such spending when focused on renewable energy (44%). A plurality of Turks favour giving government support for major industries and

companies in trouble (43%) but oppose giving it to banks and financial institutions (43%).

- Forty-six percent oppose increased government regulation and a slight majority (51%) oppose increased international regulations of the world economy.
- Turks are dissatisfied with the response to the current financial crisis by EU leaders (76%), Chinese leaders (72%), US leaders (72%), executives of international corporations (71%), the World Bank and IMF (71%), bank executives (65%), and G20 leaders (60%).
- A majority (65%) are dissatisfied with their own leaders. Seventy-seven percent also believe that the economic burdens and benefits have been distributed unfairly.

Africa

Kenya

Kenyans are exceptionally positive about leaders' performance in the crisis—they are the most satisfied of all countries polled with the response of leaders in the United States and third most satisfied with the crisis efforts of executives of major banks. Also, Kenyans are among the most favourable of helping failing banks.

- Seven-in-ten (71%) favour significantly increasing government stimulus spending, while a similar majority (72%) favour stimulus spending dedicated to renewable energy. Large majorities favour giving financial support to major industries and companies in trouble (76%), as well as troubled banks (72%).
- A very large majority (80%) support increasing government regulation and oversight of the national economy, while a smaller majority (58%) support giving international institutions the power to regulate the global economy.
- Majorities approve of the crisis efforts of US leaders (78%), the World Bank and IMF (70%), EU leaders (67%), Chinese leaders (62%), executives of international companies (58%), bank executives (55%), and G20 leaders (53%).
- A slight majority (51%) of Kenyans are dissatisfied with the efforts of their leaders to address the current financial crisis. Also, a majority (56%) believe the benefits and burdens of economic development have not been fairly shared in Kenya.

Nigeria

Nigerians overwhelming support is the highest of all countries polled for several responses to the financial crisis, including stimulus spending, assistance for failing industries, and giving international institutions more power to regulate the global economy. They are also the most satisfied with the response to the financial crisis of the World Bank and IMF and G20 leaders.

- Overwhelming majorities approve of significantly increasing government spending to stimulate the economy (87%) and stimulus spending toward developing clean energy (88%). Strong support also exists for government support to failing industries (87%) and failing banks (83%).
- Eighty-seven percent are in favour of more government regulation of the Nigerian economy. Seventy-nine percent are also in favour of giving international organizations regulatory power in the global economy.
- Strong majorities approve of the leadership efforts of the World Bank and IMF (71%), executives of major banks (66%), China (66%), the US (65%), the G20 (64%), the EU (62%), and executives of international companies (61%).
- A majority (56%) of Nigerians negatively view the efforts of their leaders to address the current financial crisis. A majority (57%) believe the benefits and burdens of economic development have not been distributed equitably in their country.

Asia Pacific

Australia

Australians have the second highest satisfaction with their leaders' efforts to address the financial crisis, as well as the highest percent saying the benefits and burdens of recent economic developments have been shared fairly in their country. Australians are among the highest of all countries polled to support significantly increasing government spending to stimulate the economy in general and increased spending on renewable energy and clean technology more specifically.

- Seventy-three percent favour significantly increasing government stimulus spending. Support is higher (82%) for increased spending on renewable energy and clean technology to stimulate the economy. Sixty-three percent also favour giving financial support to major industries and companies in trouble. However, a slight majority (51%) oppose giving financial support to banks that are in trouble.
- Two-thirds (67%) support increasing government regulation and oversight of the national economy, but views are divided on giving international institutions the power to regulate the global economy.
- Majorities are satisfied with the efforts of the United States (62%) and the G20 (54%), and a plurality (49%) approve of the efforts of European leaders.
- Australians are divided on the efforts of Chinese leaders (37% satisfied, 40% dissatisfied).
- Majorities were dissatisfied with bank executives (67%) and multinational corporate executives (59%).
- Australians are highly satisfied (68%) with effort's of Australian leaders to address the current financial crisis. A majority (64%) believe the benefits and burdens of economic development have been fairly shared in Australia.

China

An overwhelming majority of Chinese—the highest of nations polled—express support for increasing government regulation and oversight of the national economy to address the current economic crisis. At the same time an overwhelming majority expresses satisfaction with the response to the crisis by their own leaders, though they are divided on how fairly the benefits and costs of economic development have been distributed.

- Six-in-ten (62%) support significantly increasing government spending to stimulate the economy, while an overwhelming majority (92%) support directing this money to renewable energy. Eighty percent favour government support for major industries and companies in trouble and 69 percent favour similar support for failing banks.
- Nearly all (94%) Chinese approve of higher government regulation of their economy, while two-thirds (68%) approve of more regulatory power for international bodies.
- Pluralities are satisfied with the efforts to address the crisis by executives of major banks (46%), the World Bank and IMF (43%), executives of international companies (37%), and EU leaders (36%).
- The Chinese are divided on the efforts of US leaders (39% satisfied, 35% dissatisfied).
- A very large majority (88%) expresses satisfaction with efforts of Chinese leaders to address the current financial crisis. However, Chinese were divided on whether the positives and negatives of economic growth have been distributed equally (44% fairly, 48% unfairly).

India

Though only a plurality, Indians are among the highest in believing that the burdens and benefits of economic development have been distributed equally in their country. They also give among the highest approval for economic support from the government to troubled banks and financial institutions.

- A modest majority (59%) believe that the government should significantly increase stimulus spending. Slightly fewer Indians (52%) believe the government should spend this money on clean energy technology. Majorities favour government assistance for failing banks (64%) and industries (61%).
- Fifty-seven percent support both increased government regulation of the economy and broader regulatory powers for international organizations.
- Pluralities are satisfied with the crisis response of G20 leaders (49%), executives of international companies (45%), bank executives (45%), the World Bank and IMF (44%), US leaders (37%), and EU leaders (35%).
- The performance of Indian leaders is approved by a plurality (47%), while a similar number (45%) say that the consequences of economic development are being shared fairly.

Indonesia

Indonesians are among the highest in supporting additional government regulation and oversight of the national economy. They are also one of the most supportive Asian publics of increased stimulus spending by their government.

- A majority (61%) of Indonesians support significantly increasing government spending to stimulate the economy. Two-thirds (68%) support stimulus spending on renewable energy. On the other hand, pluralities oppose assistance to troubled major companies (48%) and banks (45%).
- Eighty-five percent of Indonesians favour more government regulation of the economy, while a slight majority (55%) favour giving international institutions more power to regulate the global economy.
- A plurality (34%) approve of how G20 leaders have dealt with the financial crisis.
- Indonesians are divided on the performance of executives of multinational corporations (33% satisfied, 35% dissatisfied) and bank executives (36% satisfied, 38% dissatisfied).
- Majorities disapprove of the response by Chinese leaders (51%) and US leaders.
- A majority (57%) are pleased with what the leaders of Indonesia are doing to handle the current crisis. However, a plurality (47%) believes the benefits and burdens of development are being shared unfairly.

Japan

The Japanese are the second most dissatisfied with the response of their country's leaders to the financial crisis, behind Mexico. They also offer the second greatest dissatisfaction with China's leadership's efforts to address the economic crisis. Respondents in Japan were the only Asian public to not support increased government regulation of their national economy.

- A plurality (47%) favour significantly increasing stimulus spending and a clear majority (80%) favour increased spending on renewable energy and clean technology. Slightly fewer than half (49%) support government support for failing banks, but views are divided on support for troubled industries (45% favour, 42% oppose).
- Japanese opinion is mixed on increased government regulation (38% favour, 37% oppose), but a plurality (42%) support more regulatory power for international institutions.
- Majorities are dissatisfied with the efforts to address the crisis of the following international actors polled: Chinese leaders (69%), bank executives (69%), US leaders (55%), and international corporate executives (54%).
- The Japanese are very negative (78%) about the efforts of Japanese leaders to address the current financial crisis. Correspondingly, a strong majority (73%) believe the benefits and burdens of economic development have not been fairly shared in Japan.

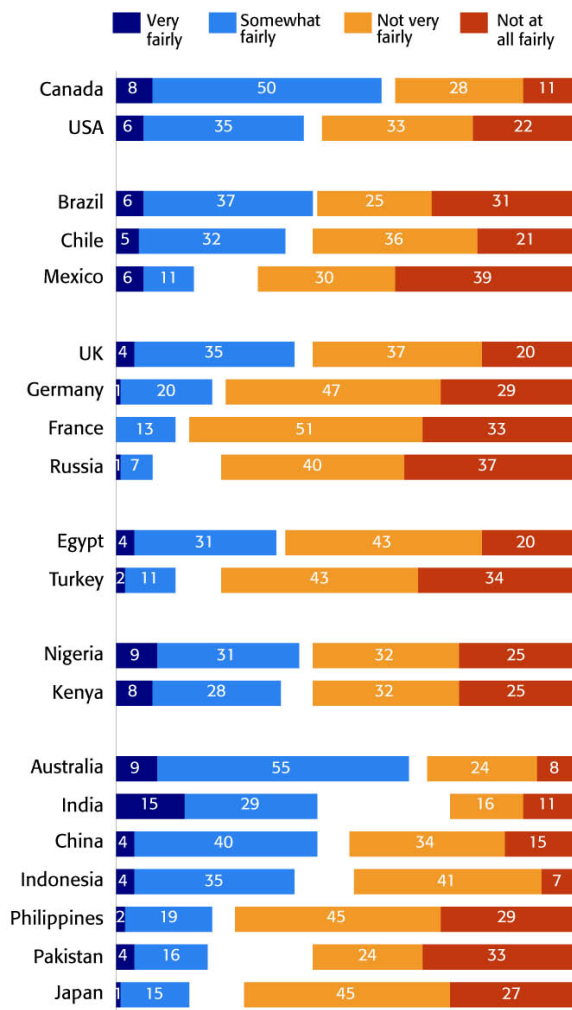
Philippines

Majorities of Filipinos express opposition to increased government spending for economic stimulus, clean energy stimulus spending, and more international economic regulation. They are the third most dissatisfied with their own country's leaders' response to the crisis.

- Modest majorities (55% in both cases) of Filipinos reject government stimulus spending and increased spending on renewable energy. However, majorities support government assistance for failing industries and banks with 66 percent and 63 percent favouring each such measure respectively.
- Two-thirds (67%) favour increased economic regulation within their own country, but 62% opposes giving international institutions more regulation authority.
- Majorities are satisfied with what the leaders of the following groups are doing to address the financial crisis: the US (71%), the G20 (55%), the World Bank and IMF (55%), and the EU (52%).
- Slightly more than half are dissatisfied with the efforts of bank executives (54%) and Chinese leaders (51%).
- A large majority (76%) are dissatisfied with how Filipino leaders have responded and a corresponding 74 percent believe the benefits and burdens of the economic situation have been shared unfairly in the Philippines.

Fairness of Sharing Economic Benefits and Burdens in Country

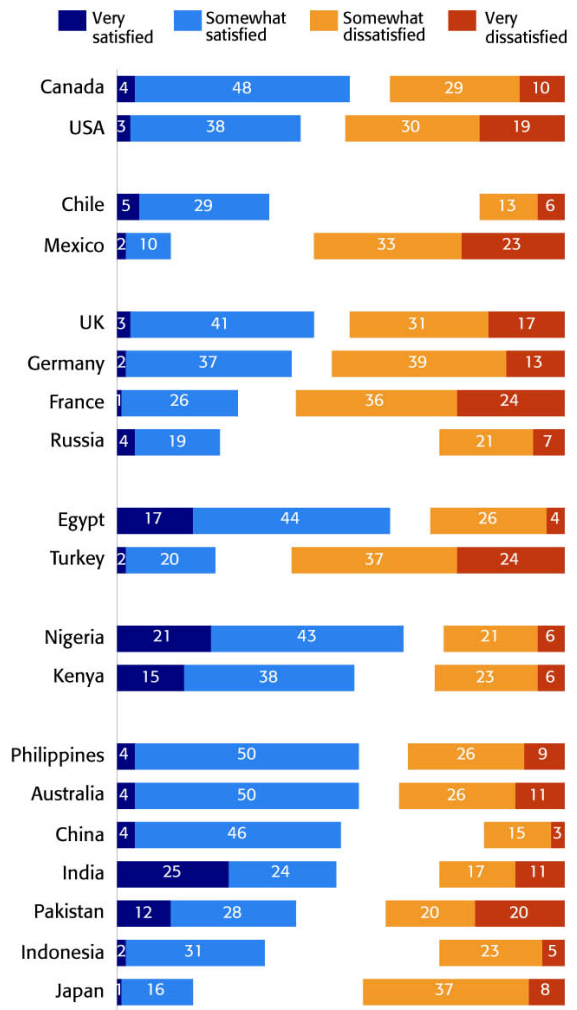
By Country, 2009



The white space in this chart represents "Depends" and "DK/NA."

Satisfaction with Actions of Leaders of G20 to Address Financial Crisis

By Country, 2009



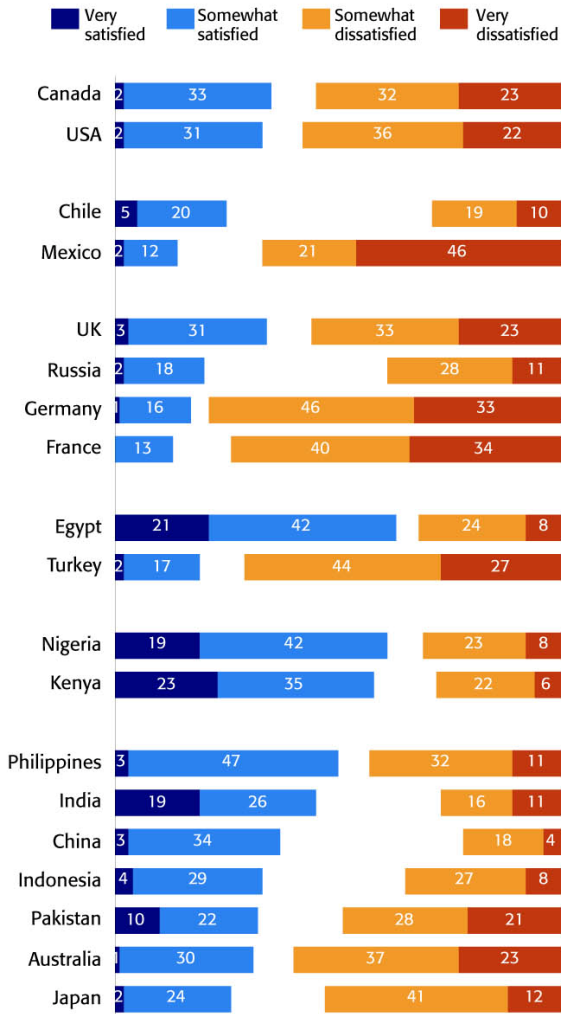
The white space in this chart represents "DK/NA."

Asked of half of sample

Not asked in Brazil

Satisfaction with Actions of Executives of International Companies to Address Financial Crisis

By Country, 2009



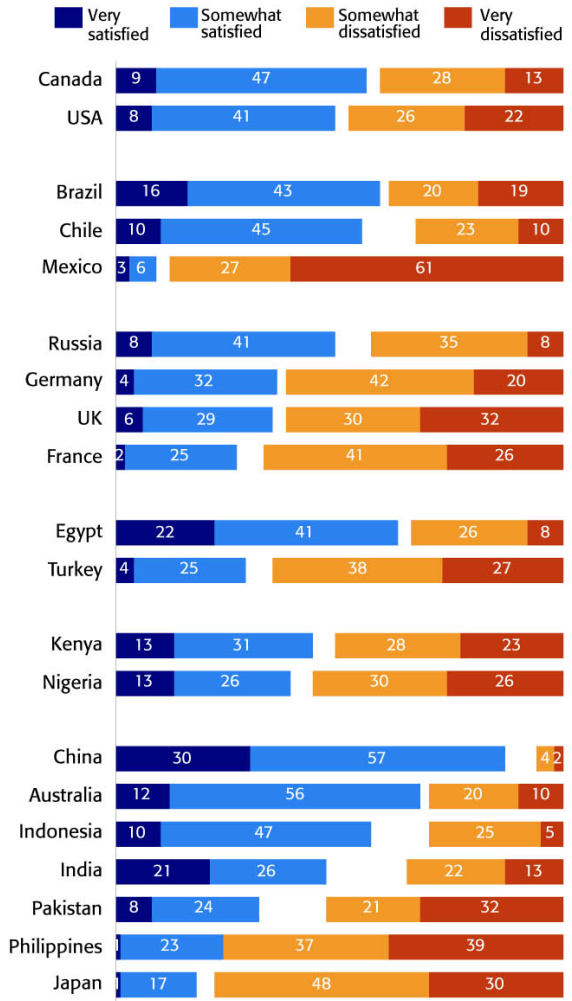
The white space in this chart represents "DK/NA."

Asked of half of sample

Not asked in Brazil

Satisfaction with Actions of National Leaders to Address Financial Crisis

By Country, 2009

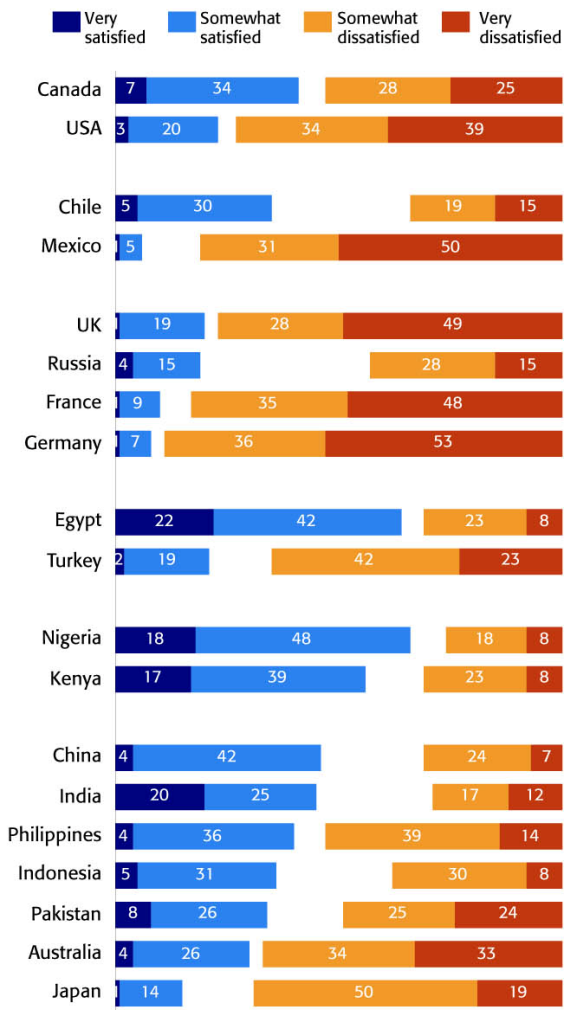


The white space in this chart represents "DK/NA."

Asked of half of sample

Satisfaction with Actions of Executives of Major Banks to Address Financial Crisis

By Country, 2009



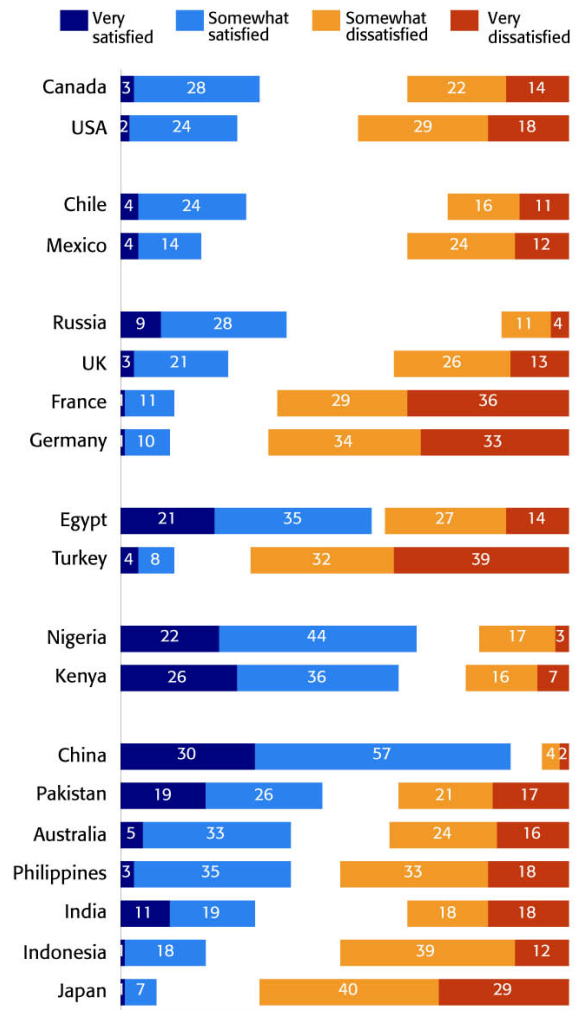
The white space in this chart represents "DK/NA."

Asked of half of sample

Not asked in Brazil

Satisfaction with Actions of Leaders of China to Address Financial Crisis

By Country, 2009



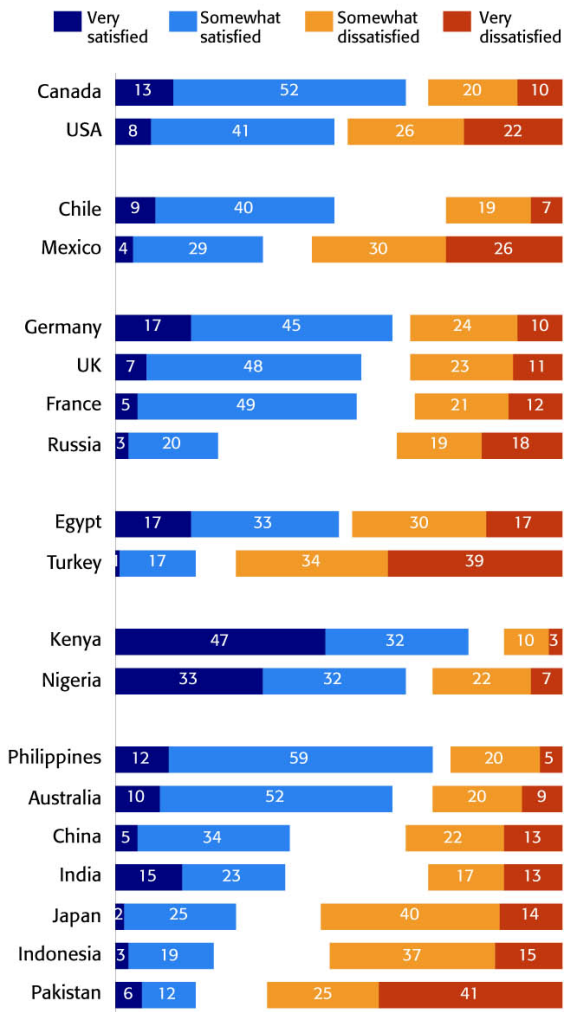
The white space in this chart represents "DK/NA."

Asked of half of sample

Not asked in Brazil

Satisfaction with Actions of Leaders of US to Address Financial Crisis

By Country, 2009



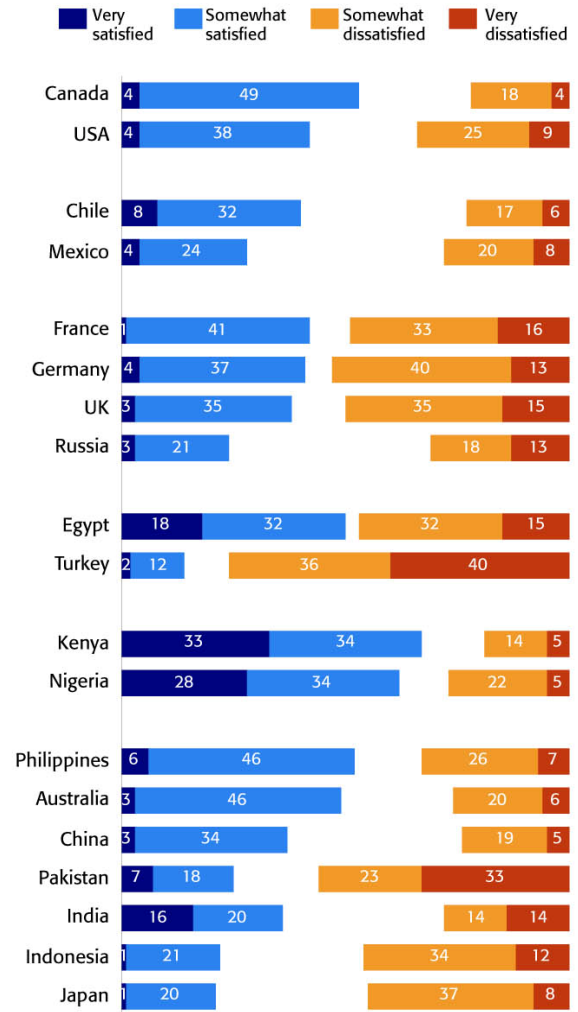
The white space in this chart represents "DK/NA."

Asked of half of sample

Not asked in Brazil

Satisfaction with Actions of Leaders of EU to Address Financial Crisis

By Country, 2009



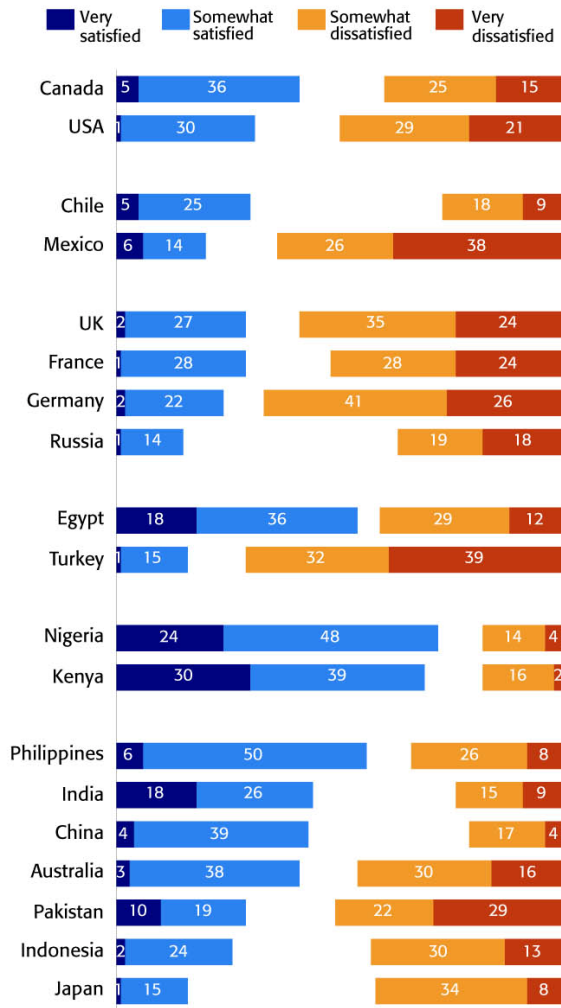
The white space in this chart represents "DK/NA."

Asked of half of sample

Not asked in Brazil

Satisfaction with Actions of Leaders of World Bank and IMF to Address Financial Crisis

By Country, 2009



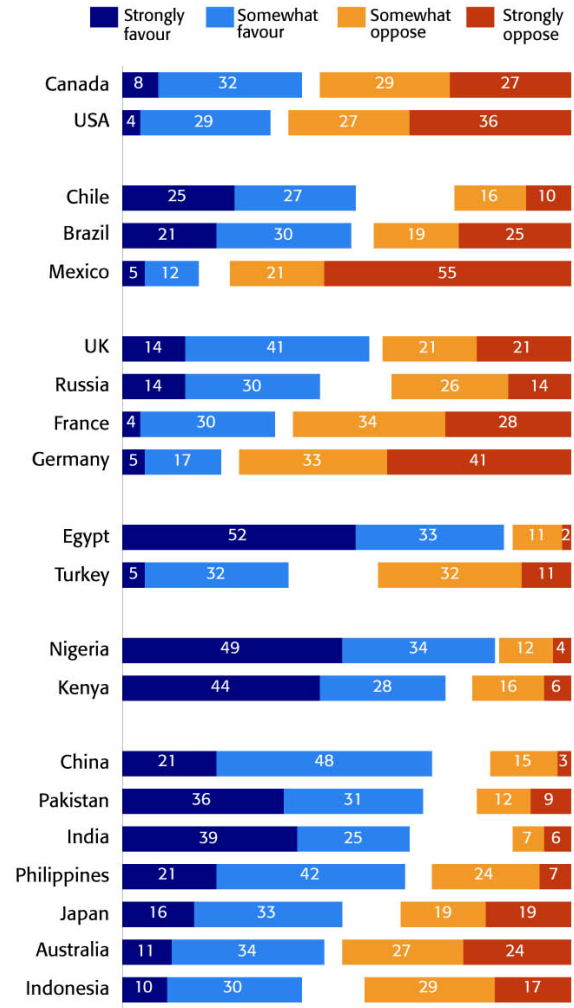
The white space in this chart represents "DK/NA."

Asked of half of sample

Not asked in Brazil

Support for Government Actions: Financial Support to Troubled Banks

By Country, 2009

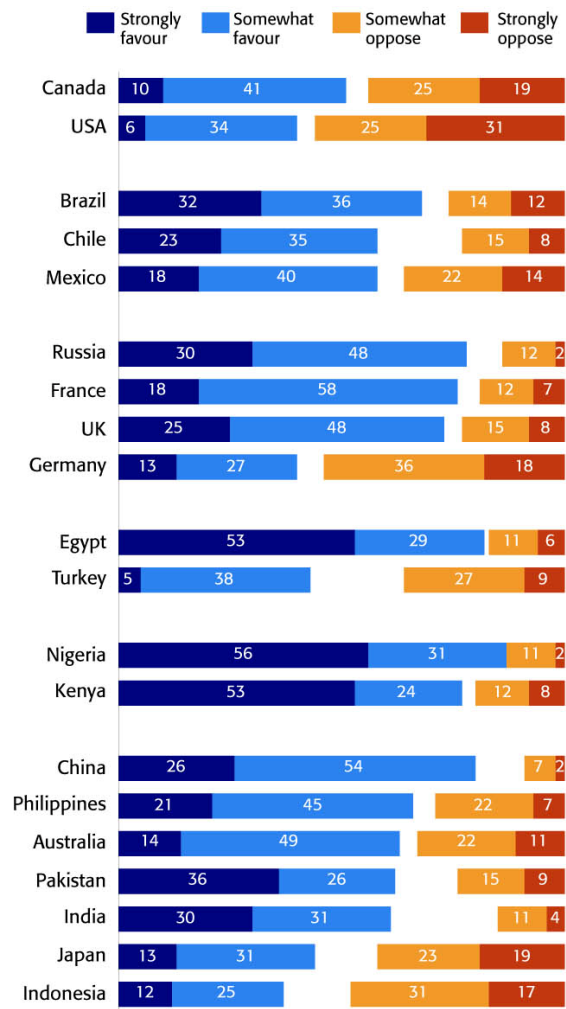


The white space in this chart represents "Depends/Neither/Both" and "DK/NA."

Asked of half of sample

Support for Government Actions: Financial Support to Troubled Major Industries and Companies

By Country, 2009

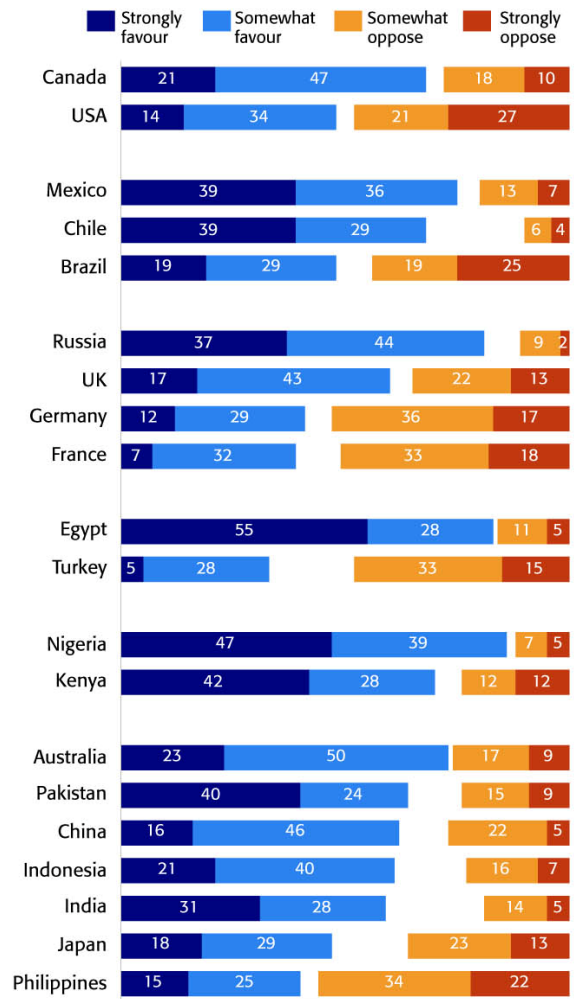


The white space in this chart represents "Depends/Neither/Both" and "DK/NA."

Asked of half of sample

Support for Government Actions: Significantly Increasing Government Spending

By Country, 2009

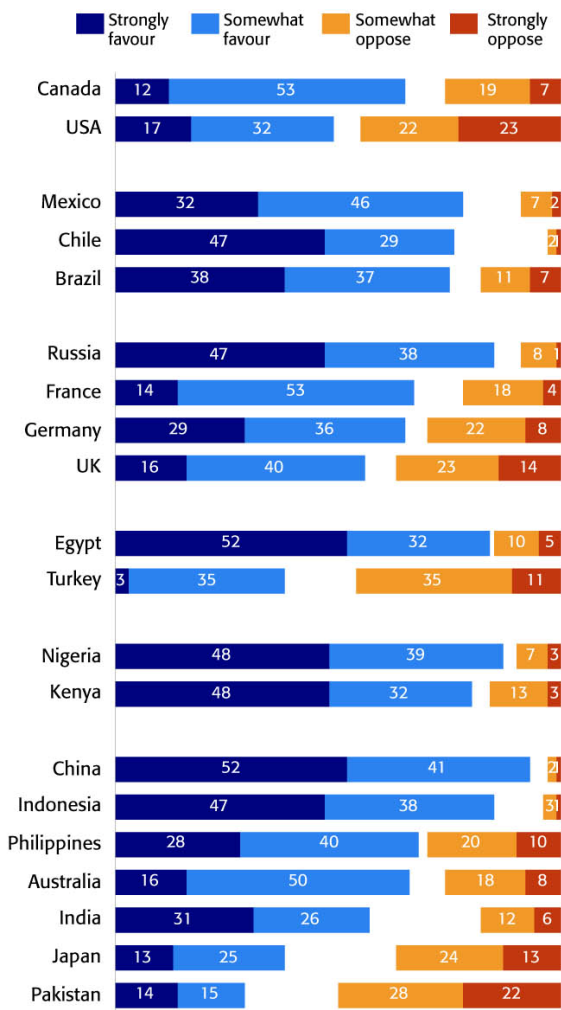


The white space in this chart represents "Depends/Neither/Both" and "DK/NA."

Asked of half of sample

Support for Government Actions: Increasing Government Regulation and Oversight of Economy

By Country, 2009

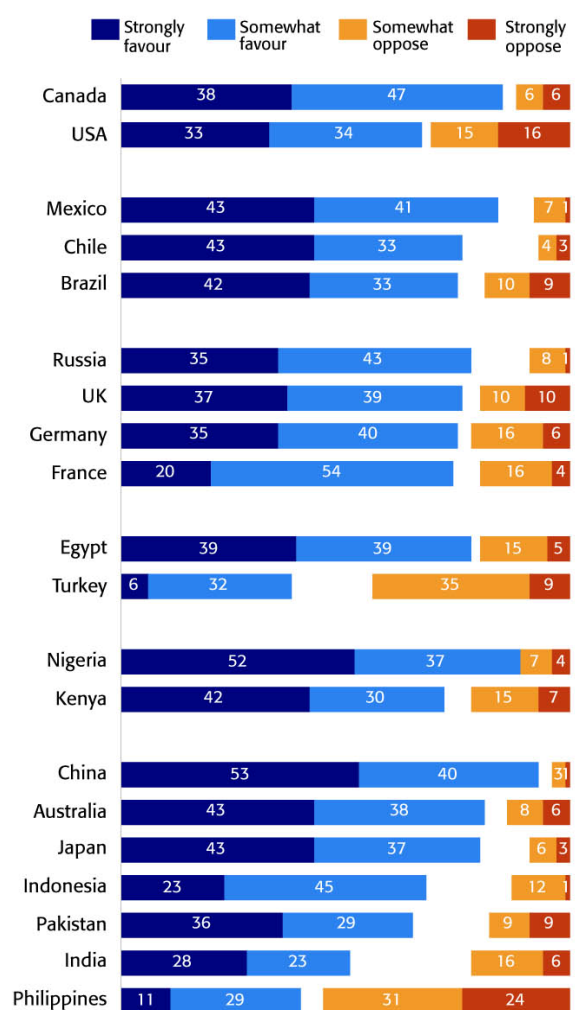


The white space in this chart represents "Depends/Neither/Both" and "DK/NA."

Asked of half of sample

Support for Government Actions: Significantly Increasing Government Spending on Renewable Energy and Clean Technology

By Country, 2009

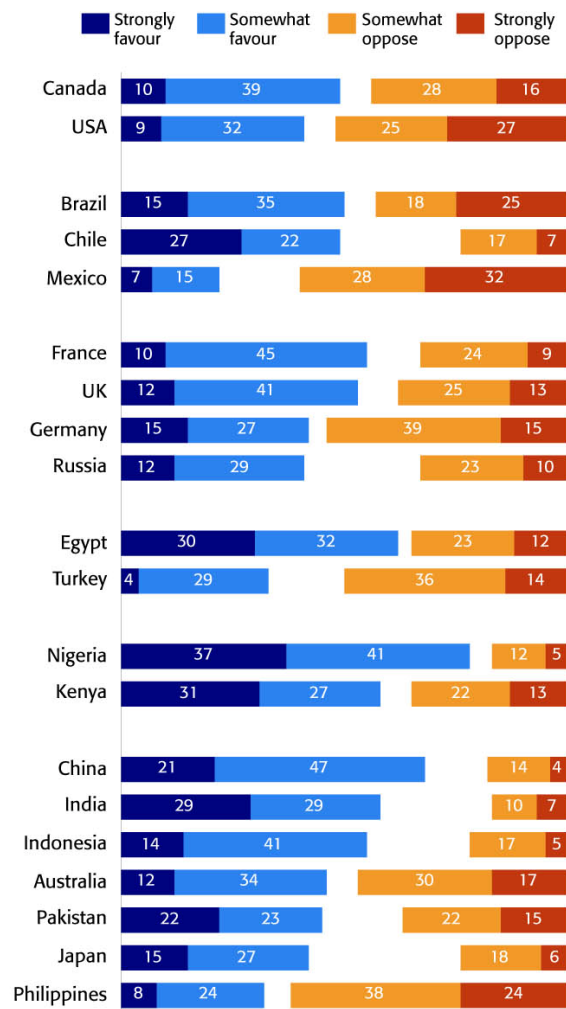


The white space in this chart represents "Depends/Neither/Both" and "DK/NA."

Asked of half of sample

Support for Government Actions: Giving International Institutions More Power to Regulate Global Economy

By Country, 2009



The white space in this chart represents "Depends/Neither/Both" and "DK/NA"

Asked of half of sample

Questionnaire

M1t. Thinking about the economic developments of the last few years, how fairly do you think the benefits and burdens have been shared in [Country]: very fairly, somewhat fairly, not very fairly, or not at all fairly?

READ AND ROTATE, CODE ONE

- 01 Very fairly
- 02 Somewhat fairly
- 03 Not very fairly
- 04 Not at all fairly

VOLUNTEERED (DO NOT READ)

- 05 Depends
- 99 DK/NA

M2. How satisfied or dissatisfied are you with what the following groups of people are doing to address the current financial crisis? What about . . . ?

READ AND ROTATE, CODE ONE FOR EACH

FORM A

- a) The leaders of the G20, that is, the 20 countries with the largest economies
- b) Executives of international companies
- c) The leaders of [COUNTRY]
- d) Executives of major banks

- 01 - Very satisfied
- 02 - Somewhat satisfied
- 03 - Somewhat dissatisfied
- 04 - Very dissatisfied

VOLUNTEERED

- 99 - Don't know/not sure

FORM B

- e) The leaders of China
- f) The leaders of the United States
- g) Leaders of the European Union
- h) Leaders of the World Bank and International Monetary Fund (IMF)

- 01 - Very satisfied
- 02 - Somewhat satisfied
- 03 - Somewhat dissatisfied
- 04 - Very dissatisfied

VOLUNTEERED

- 99 - Don't know/not sure

M3. To address the current economic crisis, do you favour or oppose the [country's] government doing each of the following? **READ AND ROTATE, CODE ONE FOR EACH**

FORM A

- a) Giving financial support to banks in trouble
- b) Giving financial support to major industries and companies in trouble
- c) Significantly increasing government spending to stimulate the economy

- 01 - Strongly favour
- 02 - Somewhat favour
- 03 - Somewhat oppose

- 04 - Strongly oppose
- VOLUNTEERED**
- 05 - Depends/ neither / both
- 99 - DK/NA

FORM B

- d) Increasing government regulation and oversight of the national economy
- e) Significantly increasing government spending on renewable energy and clean technology to stimulate the economy
- f) Giving international institutions more power to regulate the global economy

- 01 - Strongly favour
- 02 - Somewhat favour
- 03 - Somewhat oppose
- 04 - Strongly oppose
- VOLUNTEERED**
- 05 - Depends/ neither / both
- 99 - DK/NA

Methodology

In total 22,158 citizens in Australia, Brazil, Canada, Chile, China, Egypt, France, Germany, India, Indonesia, Japan, Kenya, Mexico, Nigeria, Pakistan, the Philippines, Russia, Turkey, the United Kingdom, and the United States of America were interviewed face-to-face or by telephone between 19 June and 17 August, 2009.

The poll was fielded in 14 of the G20 countries: Australia, Brazil, Canada, China, France, Germany, India, Indonesia, Japan, Mexico, Russia, Turkey, the United Kingdom and the USA.

Questions M2a, M2b and M2d-h were not fielded in Brazil.

Polling was conducted for BBC World Service by GlobeScan and its research partners in each country. In 7 of the 20 countries, the sample was limited to major urban areas. The margin of error per country ranges from +/-2.2 to 4.8 per cent, 19 times out of 20.

Country	Sample Size (unweighted)	Field dates	Sample frame	Survey methodology	Type of sample
Australia	1,014	July 17 – August 17, 2009	18+	Telephone	National
Brazil	835	July 2–4, 2009	18–69	Face-to-face	Urban ¹
Canada	1,006	June 24 – July 24, 2009	18+	Telephone	National
Chile	1,000	June 25 – July 9, 2009	18+	Face-to-face	Urban ²
China	1,000	July 2–16, 2009	18+	Telephone	Urban ³
Egypt	1,084	July 18 – August 5, 2009	18+	Face-to-face	Urban ⁴
France	1,002	June 19 – July 25, 2009	15+	Telephone	National
Germany	1,004	July 1–22, 2009	16–70	Telephone	National
India	1,346	July 20–25, 2009	18+	Face-to-face	National
Indonesia	1,000	July 16–28, 2009	17+	Face-to-face	National
Japan	1,836	June 27–28, 2009	20+	Face-to-face	National
Kenya	1,008	July 1–8, 2009	18+	Face-to-face	National
Mexico	1,000	July 1–6, 2009	18+	Telephone	Urban ⁵
Nigeria	1,000	July 15–22, 2009	18+	Face-to-face	National
Pakistan	2,003	July 19 – August 9, 2009	18+	Face-to-face	National
Philippines	1,000	June 26 – July 15, 2009	18+	Face-to-face	Urban ⁶
Russia	1,008	July 24 – August 3, 2009	18+	Face-to-face	National
Turkey	1,000	July 6–27, 2009	15+	Face-to-face	Urban ⁷
United Kingdom	1,003	July 14 – August 1, 2009	18+	Telephone	National
USA	1,009	July 1–29, 2009	18+	Telephone	National

¹In Brazil the survey was conducted in Belo Horizonte, Brasília, Curitiba, Goiânia, Porto

Alegre, Recife, Rio de Janeiro, Salvador, and São Paulo, representing 16% of the total national adult population.

²In Chile the survey was conducted in 78 cities, representing 85% of the national adult population. The cities were located in the Antofagasta, Arica y Parinacota, Atacama, Coquimbo, Bio Bío, Maule, Araucania, Libertador Bernardo O'Higgins, Los Lagos, Los Rios, Santiago Metropolitan, Tarapacá, and Valparaiso regions.

³In China the survey was conducted in Beijing, Beiliu, Chengdu, Dujiangyan, Fenyang, Fuyang, Guangzhou, Hangzhou, Manzhouli, Quanzhou, Qujing, Shanghai, Shenyang, Shuangcheng, Wuhan, Xi'an, Xining, and Zhengzhou, representing 45% of the total national adult population.

⁴In Egypt the survey was conducted in urban areas of Alexandria, Cairo, Giza, and Shobra Al Khima representing 21% of the total national adult population.

⁵In Mexico the survey was conducted in Altamirano, Chilpancingo, Chihuahua, Cuernavaca, Guadalajara, Hermosillo, León, Mexico City, Monterrey, Morelia, Mérida, Pachuca, Poza Rica, Puebla, Tijuana, Villahermosa, representing 20% of the total national adult population, and 79% of the residential land lines.

⁶In the Philippines the survey was conducted in the National Capital Region, representing 12% of the total national adult population.

⁷In Turkey the survey was conducted in Adana, Ankara, Antalya, Bursa, Diyarbakir, Erzurum, Istanbul, Izmir, Konya, Samsun, and Zonguldak, representing 34% of the total national adult population.

Research Partners

Country	Research Institute	Location	Contact
Australia	GlobeScan	Toronto	Oliver Martin oliver.martin@globescan.com +1 416 969 3073
Brazil	Market Analysis Brazil	Florianópolis	Fabián Echegaray fabian@marketanalysis.com.br +55 48 3234 85 73
Canada	GlobeScan	Toronto	Oliver Martin oliver.martin@globescan.com +1 416 969 3073
Chile	MORI Chile	Santiago	Marta Lagos mori4@morichile.cl/mlagos@morichile.cl +562 334 4544
Egypt	Attitude Market Research	Cairo	Mohamed Al Gendy mgendy@attitude-eg.com +202 22711262
France	Efficienc 3	Paris and Rheims	Christian de Thieulloy christian.t@efficienc3.com +33 1 4316 5442
Germany	Ri*QUESTA GmbH	Teningen	Bernhard Rieder riquesta.rieder@t-online.de +49 (0)7641 934336
India	Team CVoter	New Delhi	Yashwant Deshmukh yashwant@teamcvoter.com +91 11 65791638 / 91 120 424 7135
Indonesia	Deka Marketing Research	Jakarta	Irma Malibari Putranto irma.putranto@deka-research.co.id +62 21 723 6901
Japan	The Yomiuri Shimbun	Tokyo	Junichi Yamamoto mamo2091@yomiuri.com +81 3-3217-1963
Kenya	Research Path Associates Limited	Nairobi	Jeremy Mwololo jeremy.mwololo@rpa.co.ke +254 020 2734770
Mexico	The Mund Group	Mexico City	Daniel M. Lund dlund@mundgroup.com +5255 5584 3020 / 2470
Nigeria	Market Trends Research International, Nigeria	Lagos	J.O. Ebhomenye m.umogun@research-intng.com +234 1 791 7987
Pakistan	Gallup Pakistan	Islamabad	Ijaz Shafi Gilani isb@gallup.com.pk +92 51 2655630

Philippines	M&S-Sigma Dos Philippines, Inc.	Makati City	Toffee A. Nava kanava@ms-sigmados.com +632 8172780 / +63917 5108602
Russia	CESSI Institute for Comparative Social Research	Moscow	Vladimir Andreenkov vladimir.andreenkov@cessi.ru +7495 650 55 18
Turkey	Yontem Research & Consultancy	Istanbul	Bülent Gündoğmus info@yontemresearch.com +90 212 278 12 19
United Kingdom	GlobeScan	Toronto	Oliver Martin oliver.martin@globescan.com +1 416 969 3073
USA	GlobeScan	Toronto	Oliver Martin oliver.martin@globescan.com +1 416 969 3073