

University of Dundee

Family Activity Sheets for Ages 3+ (Dundee Contemporary Arts)

Rumble, Holly

Publication date:
2023

Licence:
Copyright of the Author. All Rights Reserved

Document Version
Publisher's PDF, also known as Version of record

[Link to publication in Discovery Research Portal](#)

Citation for published version (APA):
Rumble, H. (Artist). (2023). Family Activity Sheets for Ages 3+ (Dundee Contemporary Arts): A set of four double-sided activity sheets inspired by exhibitions at DCA. Design, Dundee Contemporary Arts.

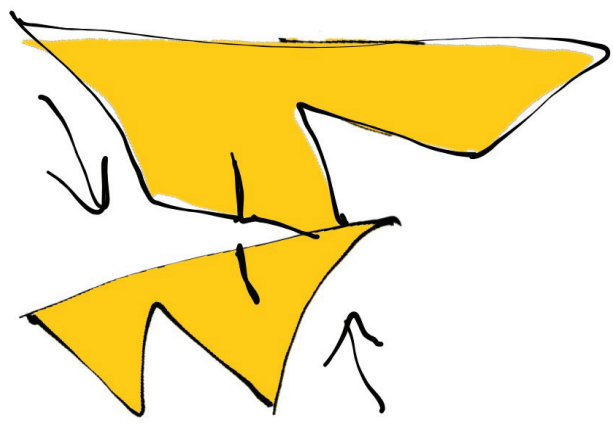
General rights

Copyright and moral rights for the publications made accessible in Discovery Research Portal are retained by the authors and/or other copyright owners and it is a condition of accessing publications that users recognise and abide by the legal requirements associated with these rights.

- Users may download and print one copy of any publication from Discovery Research Portal for the purpose of private study or research.
- You may not further distribute the material or use it for any profit-making activity or commercial gain.
- You may freely distribute the URL identifying the publication in the public portal.

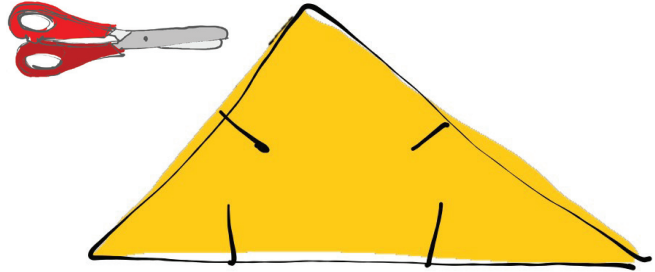
Take down policy

If you believe that this document breaches copyright please contact us providing details, and we will remove access to the work immediately and investigate your claim.




Slot the shapes together.
each edge.



Cut 2cm slots along



Make a sculpture with all
your shapes.



You may need to cut
more slots to get it to
balance.



Draw shapes and cut out.

How many different
sculptures can you
make with your kit?

TIPS

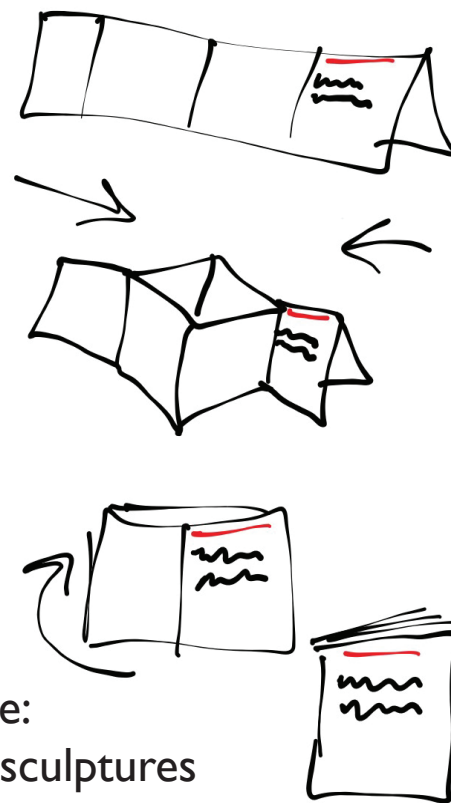
To help your child practice
cutting with scissors, **hold the
card** while they cut.
Take turns slotting: hold the
sculpture steady while your
child slots.

Turn over for an extra task >

This activity develops:
fine motor skills
(cutting, drawing, slotting)
prosocial skills
(turn-taking, collaboration)

You will need:
thin stiff card
(e.g. cereal packet)
pencil
scissors

This side:
Simple sculptures
20-30 minutes



Other side:
Creature sculptures
30-40 minutes

In 2014, Heather Phillipson
filled DCA galleries with
pop-up sculptures.
Try turning a flat 2D shape
into a 3D sculpture.

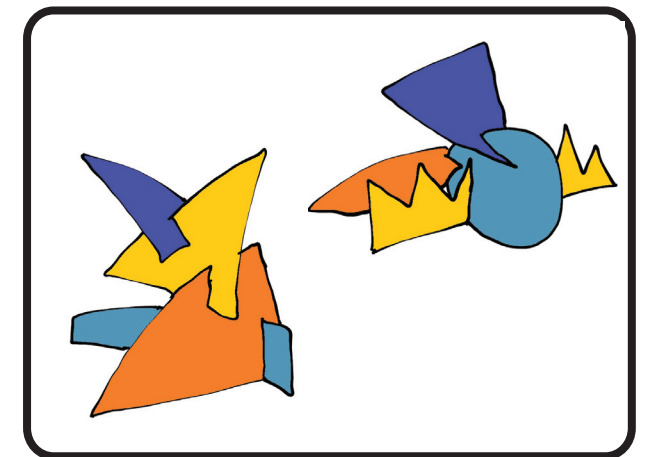


sub-fusc love-feast
Heather Phillipson, 2014
photo by Ruth Clark

We're inspired by:

Family Activity 3+

CUT AND SLOT
SCULPTURE KIT




Heather Phillipson's sculptures included birds and animals. In this activity you will decorate your shapes to make creatures.



We're inspired by:

Family Activity 3+

CUT AND SLOT CREATURES



This activity develops:
 (seeing the results of mark-making) agency
 fine motor skills (cutting, drawing)
 prosocial skills (turn-taking, conversation)

You will need:
 your sculpture kit (from before)
 crayons
 pens
 scissors

Share your artwork:

#DCAmakes
 @DCAdundee

This sheet was designed by Art at the Start in collaboration with DCA, as a result of research into the social and cognitive development of young children:
<https://sites.dundee.ac.uk/artatthestart>

Decorate your shapes with eyes, spots, stripes, or feathers.

Slot together to make a creature. You may need to cut more slots.

Draw your creature here. What is it called?