

Limonene epoxidation in aqueous phase over Ti/KIT-6

Epoxidación de limoneno en fase líquida sobre Ti/KIT-6

Elizabeth Niño-Arrieta¹, Aída Luz Villa-Holguín¹, Edwin Alexis Alarcón-Durango^{1*}, Alfonso Talavera-López², Sergio Antonio Gómez-Torres², Gustavo Ariel Fuentes-Zurita²

¹Grupo Catálisis Ambiental, Departamento de Ingeniería Química, Universidad de Antioquia. Cra. 53 # 61-30. C.P. 050010, Medellín, Colombia

²Departamento de Ingeniería de Procesos e Hidráulica, Universidad A. Metropolitana Iztapalapa. Av. San Rafael Atlixco 186. C. P. 09340. Ciudad de México, México

ARTICLE INFO:

Received September 21, 2017

Accepted August 02, 2018

KEYWORDS:

limonene epoxide, Ti supported KIT-6, *tert*-butyl hydroperoxide

epoxide de limoneno, Ti soportado en KIT-6, hidroperóxido de *ter*butilo

ABSTRACT: Limonene epoxidation was carried out in the liquid phase using Ti/KIT-6 as the catalyst and *tert*-butyl hydroperoxide as oxidant. The best selectivity (60%) was obtained at 50 °C after 7 h of reaction, and the conversion was 23%. The main side products were carvone, carveol, 1,2-epoxylimonene diol, perillyl alcohol and *p*-mentha-2,8-dien-1-ol. The catalyst does not leach under reaction conditions and it can be reused after calcination at 550 °C. The catalyst was characterized by atomic absorption, XRD, UV-vis and N₂ adsorption isotherms.

RESUMEN: Se evaluó la actividad del material Ti/KIT-6 en la epoxidación de limoneno en fase líquida con hidroperóxido de *ter*butilo como agente oxidante. La mayor selectividad (60%) se obtuvo a 50 °C después de 7 h de reacción con una conversión de 23%; otros productos detectados fueron carvona, carveol, 1,2-diol-epoxilimoneno, alcohol perílico y *p*-menta-2,8-dien-1-ol. Se encontró que el catalizador no se lixivia y que antes de reutilizarlo se debe activar a 550 °C. El catalizador se caracterizó por análisis químico, DRX, UV-vis e isoterma de adsorción.

1. Introduction

Mesoporous materials such as MCM-41, MCM-48, SBA-15 and KIT-6 are useful in several applications because of their pore network topology and adjustable pore size, controlled by the choice of surfactant agent and synthesis conditions. SBA-15 and KIT-6 have structures analogous to MCM-41 and MCM-48, respectively, but they possess a tridimensional pore network, composed of large diameter pores (5-15 nm) interconnected by channels of around 1.5 nm in diameter. During their synthesis, low cost surfactants are used, compared to the ionic surfactants used in the synthesis of the MCM materials [1, 2]. The combination of high pore size and high surface area favor the application of these materials as supports in reactions with bulky molecules because mass transport limitation effects are minimized.

Limonene epoxide is used as an intermediate in the fine chemistry industry in the production of carvone [3] and biodegradable polymers [4]. It is possible to prepare it by catalytic epoxidation of limonene using Ti supported on mesoporous materials [5-10]. Using Ti-MCM-41, A conversion of 50% and selectivity to epoxide of around 60% after 7 h of reaction in acetonitrile as solvent was reported [5]; authors found that the use of Ti-MCM-41 increases the catalytic oxygen transfer process, avoiding the free radical mechanism that decreases the selectivity to limonene epoxide [5]. It was studied Ti-MCM-41 modified by silylation to decrease the hydrophilic character of the catalyst surface and adjusting the hydrophobicity of alkenes; the yield to limonene epoxide was 84% using ethyl acetate as solvent [7]. This study demonstrated that a post-synthesis modification by partial silylation of the surface (54%) is a good way to increase the limonene epoxide yield [7].

It was studied the epoxidation of limonene catalyzed by TS-1 zeolite and by Ti-SBA-15 [9]. Methanol was the solvent and hydrogen peroxide the oxidant; the catalytic activity was studied between 0 and 120 °C with reaction

* Corresponding author: Edwin Alexis Alarcón Durango

E-mail: edwin.alarcon@udea.edu.co

ISSN 0120-6230

e-ISSN 2422-2844

times between 0.5 and 24 h. The selectivity over TS-1 reached 91% but at a very low conversion of limonene (2%). The conversion of limonene over Ti-SBA-15 was 5% and it did not change with temperature. The maximum selectivity was 68% [0 °C, 0.5 h] [9]. In another study with TS-1 (Ti loading of 3.01 %w/w) and H₂O₂ (60% in water) [11], it was found that the highest selectivity to limonene epoxide was 35%, with a high conversion of H₂O₂ (94%) and limonene (60%), and an oxidant efficiency of 64% after 10 days at 80 °C. They used a limonene:H₂O₂ molar ratio of 1:1, 80% w/w of methanol and 3% w/w of TS-1. The oxygenated by-products detected were perillyl alcohol, carveol, carvone and 1,2-epoxylimonene diol. The catalyst was stable during three reuses.

Additionally, the oxidation of limonene with hydrogen peroxide (70% in H₂O) was reported to be catalyzed by Al₂O₃ [12]. The catalyst was calcined at 450 °C during 15 h before reusing it, obtaining a conversion of limonene higher than 99% after 10 h and five recycles. The selectivity to limonene epoxide was 90% and the yield was 63% after 10 h at 80°C (2.5 mmol limonene, 6 mmol H₂O₂ and 0.08 g Al₂O₃, ethyl acetate as solvent).

Among Ti catalysts based on mesoporous materials, Ti-KIT-6 has not been reported for the epoxidation of limonene; Ti-KIT-6 has shown to be active for the liquid phase epoxidation of styrene, with yields higher than Ti-SBA-15 [13]; and selectivities up to 38% have been reported for cyclohexene epoxidation [14]. In this work, we report the activity of the catalyst Ti/KIT-6 for epoxidation of limonene in the liquid phase using TBHP as oxidant.

2. Experimental section

2.1 Synthesis and characterization of the catalyst

Synthesis of KIT-6 was carried out following the procedure reported in the literature [15]. Ti was incorporated by an impregnation method, yielding a Ti/KIT-6-PR material with a theoretical Ti/Si molar ratio of 13%. Briefly, 5 g of KIT-6 was stirred with 402.72 g of H₂O and 16.96 g of HCl and cooled at 5 °C; then pH was increased to 9 using concentrated NH₄OH. Tetrapropylorthotitanate (TPOT, 97%, Aldrich) was used as Ti precursor; it was added to ligand acetylacetonate (ACAC, 98%, Aldrich) in 20 mL of anhydrous ethanol, and then were mixed with the KIT-6 suspension and stirred for 2 h. The solids were filtered and washed with 600 mL of ethanol to eliminate the superficial titanium.

The elemental analysis was carried out in an atomic absorption spectrophotometer Varian 220FS. The diffuse reflectance UV-vis in a Varian Cary 5000

spectrophotometer equipped with a Praying Mantis cell (Harrick Scientific). The nitrogen adsorption-desorption isotherms were determined in a Micromeritics ASAP 2010. The samples were degasified at 250 °C for 12 h prior analysis. The pore size distribution was obtained with the BJH model. The powder X-ray diffraction patterns at low angle was carried out in a Bruker D8 ADVANCED diffractometer.

2.2 Catalytic tests

In a typical reaction, vials of 2 mL were loaded with 1 mL of a limonene in acetonitrile solution (0.317 M), 43.2 μL of *tert*-butyl hydroperoxide (TBHP, 70%) and 20 mg of the catalyst. The temperature of the reaction (30, 50, 60 or 70 °C) was controlled with an oil bath, and magnetic stirring at 1000 rpm. At the end of the reaction, the catalyst was separated by centrifugation and aliquots of the reaction mixture (2 μL) were analyzed by triplicate using gas chromatography in an Agilent 7890N. We used an HP-5 capillary column (30 m) connected to a flame ionization detector (FID) and to a mass spectrometer. The oven heating program was: 110 °C during 1 min and then 160 °C for 3 min with a heating rate of 10°C/min. Limonene and its epoxide were quantified through their respective calibration curves. The oxidizing agent content was determined after separation of the catalyst through a titration of 100 μL of the reaction mixture with a sodium sulfate solution (0.09821 M).

The leaching and reusing tests were carried out at 50 °C using acetonitrile as the solvent. For leaching tests, after 5 minutes of reaction, the catalyst was separated by centrifugation and the reaction was continued at 50 °C up to 7 h, and aliquots were analyzed at 1, 3, 5 and 7 h. Ti-KIT-6-PR was reused after 7 h of reaction. It was separated by centrifugation and dried at 100 °C before testing under typical reaction conditions. In some cases, the catalysts were calcined at 550 °C for 5 h. In this case the heating rate was 1 °C/min.

3. Results and discussion

3.1 Characterization of materials

All diffraction patterns at low angle (Figure 1) exhibit a typical peak at 0.89° which corresponds to the [211] reflection of the cubic structure Ia3d, characteristic of KIT-6 mesoporous materials. This shows that the mesoporous structure of KIT-6 is not affected by the incorporation of Ti.

The N₂ physisorption isotherms of KIT-6 and Ti-KIT-6-PR are typical type IV isotherms, with a hysteresis loop that corresponds to well-defined mesopores (Figure 2). The

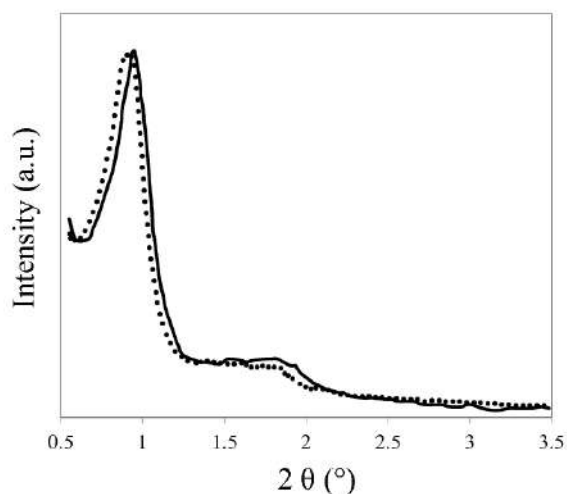


Figure 1 Low-angle X-ray diffraction patterns for KIT-6 (●) and Ti-KIT-6-PR (-)

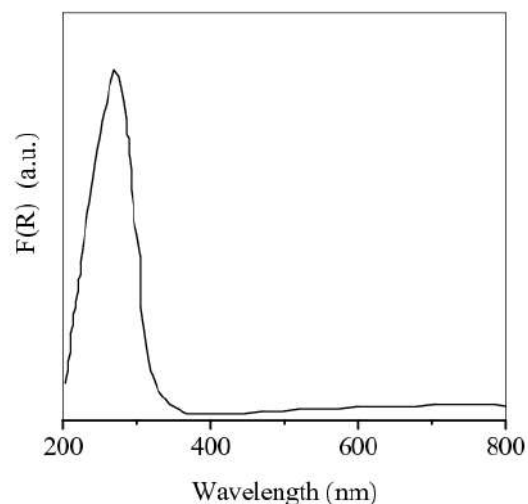


Figure 4 Diffuse reflectance UV-vis spectra for Ti-KIT-6-PR

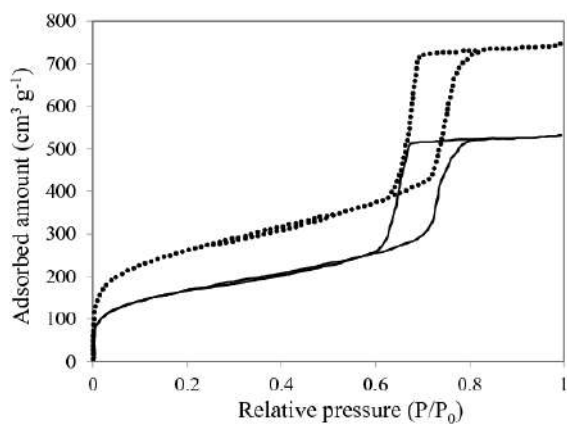


Figure 2 N₂ adsorption-desorption isotherms for KIT-6 (●) and Ti-KIT-6-PR (-)

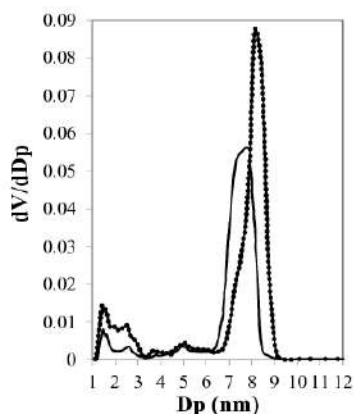


Figure 3 Pore size distribution for KIT-6 (●) and Ti-KIT-6-PR (-)

surface area and pore volume are not affected by Ti incorporation, when reported per gram of KIT-6.

There is a small decrease in average pore diameter, but the mesoporosity is maintained (Table 1; Figure 3). The UV-Visible diffuse reflectance spectrum of Ti-KIT-6-PR shows an intense broad band centered at 267 nm (Figure 4), which has been assigned to Ti(IV) with a decreased tetrahedral character. There are shoulders at low energy that can indicate an effect on coordination by adsorption of water molecules or by incipient formation of oligomeric TiO_x species; signals attributed to formation of anatase or other coordination states of Ti are not observed [16, 17]. Ti⁴⁺ tetrahedral species on supported mesoporous materials MCM-41 and KIT-6 have been attributed as the active sites in the epoxidation reaction of styrene and cyclohexane, respectively [14, 17].

3.2 Catalytic tests

Our reaction results are summarized in Table 2. The blank reaction shows that a catalyst is required. Hydrogen peroxide is a stronger oxidant than TBHP at 30 °C, but its use decreases significantly the selectivity to limonene epoxide, forming a large fraction of side-products. We also observed that the conversion of limonene and selectivity to epoxide in the 50-70 °C range were not very sensitive to temperature, but they were higher than the results at 30 °C. The lack of temperature sensitivity could be caused by mass transfer limitations, an unexpected result for this type of mesoporous materials.

Table 1 Textural properties of materials

Material	BET area(m ² g ⁻¹)	Vp(cm ³ g ⁻¹)	Dp (nm)	Experimental Ti/Si molar ratio(%)
KIT-6	861	1.15	9.7	0
Ti-KIT-6-PR	618	0.81	8.3	11.64

Vp: Pore volume. Dp: average pore diameter

Table 2 Temperature effect on the epoxidation of limonene*

T(°C)	X _L (%)	S _{Epoxide} (%)	Y _{Epoxide} (%)	X _{TBHP} (%)	TOF (h ⁻¹) ⁽⁴⁾
30	18	38	7	4	0.087
30 ⁽¹⁾	27	6	2	38	0.020
50	22	55	12	16	0.153
50 ⁽²⁾	0	0	0	n.a.	0.000
50 ⁽³⁾	4	100	4	n.a.	0.051
60	28	54	15	23	0.191
70	30	53	16	19	0.201

*7 h, 1 mL of limonene solution in acetonitrile, limonene: TBHP = 1:1 ⁽¹⁾ H₂O₂ as oxidant.

⁽²⁾ No catalyst. ⁽³⁾ Without TBHP. ⁽⁴⁾ TOF: Turn over frequency, mole of product per mole of Ti per unit time. n.a.: not analyzed.

Table 3 Effect of the reaction time on the epoxidation of limonene at 50 °C*

t(h)	X _L (%)	S _{Epoxide} (%)	Y _{Epoxide} (%)	X _{TBHP} (%)	TOF (h ⁻¹)
2	18	54	10	33	0.430
4	20	55	11	32	0.244
7	23	60	14	35	0.175

*1 mL of limonene solution in acetonitrile, limonene:TBHP molar ratio of 1:1

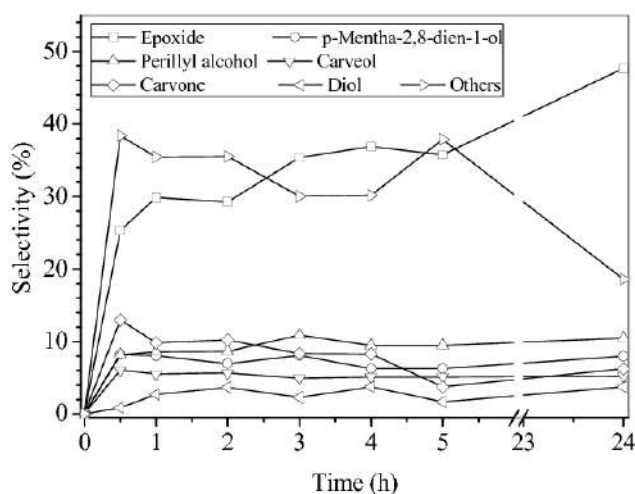


Figure 5 Distribution of the main products of the epoxidation of limonene. Reaction conditions: 1 mL of limonene solution in acetonitrile, limonene: TBHP molar ratio of 1:1, 50 °C. The selectivity was calculated by normalization of areas: %Selectivity = (Area of product)*100 / Σ(Area of products)

When the reaction time was increased, Table 3, the conversion of limonene and TBHP and the selectivity also increased, albeit slightly, an indication that the catalysts

had not deactivated yet.

An analysis of the time evolution of the reaction, reported in Figure 5, suggests that the main side products, carvone and carveol, are formed *via* the allylic oxidation route, whereas the diol is formed by the hydration of limonene epoxide; other side products were perillyl alcohol and *p*-mentha-2,8-dien-1-ol, the latter formed by isomerization of limonene epoxide. The selectivities calculated by normalization of areas were lower than those obtained by calibration curve (Table 3), suggesting possible differences in the response factors of the reaction products.

The effect of the solvent upon the activity of the Ti-KIT-6-PR catalyst was also evaluated and reported in Table 4. The solvents used were acetone, ethanol, ethyl acetate, toluene, acetonitrile, and tetrahydrofuran. The best selectivity to limonene epoxide was obtained in the presence of toluene and acetonitrile, with the latter being the best solvent in terms of activity, followed by ethyl acetate. A similar trend was observed during the oxidation of limonene and styrene catalyzed by Ti-MCM-41 [16, 17]. The literature suggests that acetonitrile does not form stable complexes with Ti atoms and therefore, its activity is high [17].

Table 4 Solvent effect on the epoxidation of limonene

Solvent	X _L (%)	S _{Epoxide} (%)	Y _{Epoxide} (%)	TOF (h ⁻¹)	Polaridad ^δ
Tetrahydrofuran	0	0	0	0.000	
Toluene	1	100	1	0.013	Apolar
Ethyl acetate*	4	26	1	0.013	Aprotic
Ethyl acetate**	20	24	5	0.061	
Acetone	4	42	2	0.021	Dipolar
Acetonitrile	22	55	12	0.153	Aprotic
Ethanol	0	0	0	0.000	Protic

Reaction conditions: 7 h, 1 mL of limonene solution in acetonitrile, limonene: TBHP molar ratio of 1:1, 50 °C. * 30 °C, ** 70 °C. ^δ Based on the solvatochromic parameter E_T [18]

Turn over frequency (TOF) values were in the range 0.013 to 0.430 h⁻¹, which are lower than those reported in the literature in similar systems for limonene epoxidation over Ti-MCM-41: 0.6-6.9 h⁻¹ [10], 8.14 h⁻¹ [5], and 34-60 h⁻¹ [7].

The Ti-KIT-6-PR did not leach active Ti species to the reaction media. Removal of the catalyst after 5 min of reaction kept the conversion constant at 7% when the reaction media was analyzed after 1, 3, 5 and 7 h. When the catalyst was reused under the best yield in Table 3, it was found that it was better to use high calcination at 550 °C instead of just drying at 100 °C to recover activity, presumably to remove adsorbed species. Yield after drying at 100 °C was reduced by 42%.

4. Conclusions

Catalytic tests using Ti/KIT-6 showed in all cases the formation of limonene epoxide, with TBHP as oxidizing agent instead of hydrogen peroxide. The highest conversion (23%) and selectivity to epoxide (60%) were obtained at 50 °C with acetonitrile as solvent and TBHP as oxidant. The catalyst does not leach active species, and can be reused after heating above 100°C.

5. Acknowledgements

The authors acknowledge the support of Universidad de Antioquia (UdeA) and Colciencias (project CTO 598-2013 of the announcement 614 of 2013) and CONACYT (Project 207292 of the C 0005 Bilateral Cooperation fund). ENA acknowledges UdeA and Colciencias for financial support through "Convocatoria Nacional Jóvenes Investigadores e Innovadores" year 2014, call 645.

References

- [1] C. Jo, K. Kim, and R. Ryoo, "Syntheses of high quality KIT-6 and SBA-15 mesoporous silicas using low-cost water glass, through rapid quenching of silicate structure in acidic solution," *Microporous and Mesoporous Materials*, vol. 124, no. 1-3, pp. 45-51, Aug 2009.
- [2] W. Wang and *et al.*, "Synthesis of KIT-6 type mesoporous silicas with tunable pore sizes, wall thickness and particle sizes via the partitioned cooperative self-assembly process," *Microporous and Mesoporous Materials*, vol. 194, pp. 167-173, Aug 2014.
- [3] A. Seidel, M. Bickford, S. Thomas, and K. Chu, *Kirk-Othmer Chemical Technology of Cosmetics*, 1st ed. Hoboken, NJ: John Wiley & Sons, 2013.
- [4] C. M. Byrne, S. D. Allen, E. B. Lobkovsky, and G. W. Coates, "Alternating copolymerization of limonene oxide and carbon dioxide," *Journal of American Chemical Society*, vol. 126, no. 37, pp. 11 404-11 405, Aug 2004.
- [5] M. V. Cagnoli and *et al.*, "Clean limonene epoxidation using Ti-MCM-41 catalyst," *Applied Catalysis A: General*, vol. 287, no. 2, pp. 227-235, Jun 2005.
- [6] M. Guidotti, N. Ravasio, R. Psaro, G. Ferraris, and G. Moretti, "Epoxidation on titanium-containing silicates: do structural features really affect the catalytic performance?" *Journal of Catalysis*, vol. 214, no. 2, pp. 242-250, Mar 2003.
- [7] M. Guidotti, R. Psaro, I. Batonneau, and E. Gavrilova, "Heterogeneous catalytic epoxidation: High limonene oxide yields by surface silylation of Ti-MCM-41," *Journal of Catalysis*, vol. 34, no. 11, pp. 1924-1927, Nov 2011.
- [8] M. V. Cagnoli and *et al.*, "Ti-MCM-41 silylation: Development of a simple methodology for its estimation silylation effect on the activity and selectivity in the limonene oxidation with h₂o₂," *Catalysis Today*, vol. 107-108, pp. 397-403, Oct 2005.
- [9] A. Wróblewska, "The epoxidation of limonene over the TS-1 and Ti-SBA-15 catalysts," *Molecules*, vol. 19, no. 12, pp. 19 907-19 922, Nov 2014.
- [10] D. Marino and *et al.*, "Ti-MCM-41 catalysts prepared by post-synthesis methods limonene epoxidation with h₂o₂," *Catalysis Today*, vol. 133-135, pp. 632-638, Apr 2008.
- [11] A. Wróblewska, E. Makuch, and P. Miadlicki, "The studies on the limonene oxidation over the microporous TS-1 catalyst," *Catalysis Today*, vol. 268, pp. 121-129, Jun 2016.
- [12] A. J. Bonon and *et al.*, "Limonene epoxidation with h₂o₂ promoted by al₂o₃: Kinetic study, experimental design," *Journal of Catalysis*, vol. 319, pp. 71-86, Nov 2014.
- [13] A. Vinu and *et al.*, "Three-dimensional mesoporous TiKIT-6 with ia3d symmetry synthesized at low acid concentration and its catalytic performances," *Chemistry Letters*, vol. 37, no. 10, pp. 1016-1017, Sep 2008.
- [14] L. Kumaresan, A. Prabhu, M. Palanichamy, and V. Murugesan, "Mesoporous Ti-KIT-6 molecular sieves: Their catalytic activity in

- the epoxidation of cyclohexene," *Journal of the Taiwan Institute of Chemical Engineers*, vol. 41, no. 6, pp. 670–675, Nov 2010.
- [15] F. Kleitz, L. A. Solovyov, G. M. Anilkumar, S. H. Choi, and R. Ryoo, "Transformation of highly ordered large pore silica mesophases (Fm3m, Im3m and p6mm) in a ternary triblock copolymer-butanol-water system," *Chemical communications*, no. 13, pp. 1536–1537, 2004.
- [16] C. Berlini, M. Guidotti, G. Moretti, R. Psaro, and N. Ravasio, "Catalytic epoxidation of unsaturated alcohols on Ti-MCM-41," *Catalysis Today*, vol. 60, no. 3-4, pp. 219–225, Jul 2000.
- [17] V. Hulea and E. Dumitriu, "Styrene oxidation with h2o2 over ti-containing molecular sieves with MFI, BEA and MCM-41 topologies," *Applied Catalysis A: General*, vol. 277, no. 1-2, pp. 99–106, Dec 2004.
- [18] C. Reichardt and T. Welton, *Solvents and Solvent Effects in Organic Chemistry*, 4th ed. Weinheim, Germany: WILEY-VCH Verlag GmbH & Co, 2011.