

3-8-2023

Examination of sleep in relation to dietary and lifestyle behaviors during Ramadan: A multi-national study using structural equation modeling among 24,500 adults amid COVID-19

Moien A. B. Khan
United Arab Emirates University

Ahmed S. BaHammam
King Saud University

Asma Amanatullah
University of Management and Technology

Khaled Obaideen
University of Sharjah

Teresa Arora and additional works at: <https://zuscholars.zu.ac.ae/works>
Zayed University
Part of the [Medicine and Health Sciences Commons](#)

See next page for additional authors
Recommended Citation

Khan, Moien A. B.; BaHammam, Ahmed S.; Amanatullah, Asma; Obaideen, Khaled; Arora, Teresa; Ali, Habiba; Ismail, Leila Cheikh; Abdelrahim, Dana N.; Al-Houqani, Mohammed; Allaham, Kholoud; Abdalrazeq, Rand; Aloweivi, Wahid Sharif; Mim, Somayea Sultana; Mektebi, Ammar; Amiri, Sohrab; Sulaiman, Sahabi Kabir; Javaid, Syed Fahad; Hawlader, Mohammad Delwer Hossain; Tsiga-Ahmed, Fatimah Isma'il; Elbarazi, Iffat; Manggabarani, Saskiyanto; Hunde, Gamechu Atomsa; Chelli, Sabrina; Sotoudeh, Mitra; Faris, MoezAllIslam Ezzat; Collaborators, Ramadan Intermittent Fasting; Udoyen, Abasi-Okot Akpan; Janem, Abdelrhman Muwafaq; Zayed, Abdullah Taha; and Skafi, Adriana Johny, "Examination of sleep in relation to dietary and lifestyle behaviors during Ramadan: A multi-national study using structural equation modeling among 24,500 adults amid COVID-19" (2023). *All Works*. 5722.
<https://zuscholars.zu.ac.ae/works/5722>

Author First name, Last name, Institution

Moien A. B. Khan, Ahmed S. BaHammam, Asma Amanatullah, Khaled Obaideen, Teresa Arora, Habiba Ali, Leila Cheikh Ismail, Dana N. Abdelrahim, Mohammed Al-Houqani, Kholoud Allaham, Rand Abdalrazeq, Wahid Sharif Aloweivi, Somayea Sultana Mim, Ammar Mektebi, Sohrab Amiri, Sahabi Kabir Sulaiman, Syed Fahad Javaid, Mohammad Delwer Hossain Hawlader, Fatimah Isma'il Tsigah-Ahmed, Iffat Elbarazi, Saskiyanto Manggabarani, Gamechu Atomsa Hunde, Sabrina Chelli, Mitra Sotoudeh, MoezAllIslam Ezzat Faris, Ramadan Intermittent Fasting Collaborators, Abasi-Okot Akpan Udoyen, Abdelrhman Muwafaq Janem, Abdullah Taha Zayed, and Adriana Johny Skafi



OPEN ACCESS

EDITED BY

Achraf Ammar,
Johannes Gutenberg University of Mainz,
Germany

REVIEWED BY

Jad Adrian Washif,
National Sports Institute of Malaysia, Malaysia
Abdul Rashid Aziz,
Singapore Sports Institute (SSI), Singapore

*CORRESPONDENCE

Moien A. B. Khan
✉ moien.khan@uaeu.ac.ae
MoezAllIslam Ezzat Faris
✉ mfaris@sharjah.ac.ae

SPECIALTY SECTION

This article was submitted to
Nutrition and Metabolism,
a section of the journal
Frontiers in Nutrition

RECEIVED 09 September 2022

ACCEPTED 23 January 2023

PUBLISHED 08 March 2023

CITATION

Khan MAB, BaHammam AS, Amanatullah A, Obaideen K, Arora T, Ali H, Cheikh Ismail L, Abdelrahim DN, Al-Houqani M, Allaham K, Abdalrazeq R, Aloweivi WS, Mim SS, Mektebi A, Amiri S, Sulaiman SK, Javaid SF, Hawlader MDH, Tsigas-Ahmed FI, Elbarazi I, Manggabarani S, Hunde GA, Chelli S, Sotoudeh M, Faris ME and Ramadan Intermittent Fasting Collaborators (2023) Examination of sleep in relation to dietary and lifestyle behaviors during Ramadan: A multi-national study using structural equation modeling among 24,500 adults amid COVID-19. *Front. Nutr.* 10:1040355. doi: 10.3389/fnut.2023.1040355

COPYRIGHT

© 2023 Khan, BaHammam, Amanatullah, Obaideen, Arora, Ali, Cheikh Ismail, Abdelrahim, Al-Houqani, Allaham, Abdalrazeq, Aloweivi, Mim, Mektebi, Amiri, Sulaiman, Javaid, Hawlader, Tsigas-Ahmed, Elbarazi, Manggabarani, Hunde, Chelli, Sotoudeh, Faris and Ramadan Intermittent Fasting Collaborators. This is an open-access article distributed under the terms of the [Creative Commons Attribution License \(CC BY\)](https://creativecommons.org/licenses/by/4.0/). The use, distribution or reproduction in other forums is permitted, provided the original author(s) and the copyright owner(s) are credited and that the original publication in this journal is cited, in accordance with accepted academic practice. No use, distribution or reproduction is permitted which does not comply with these terms.

Examination of sleep in relation to dietary and lifestyle behaviors during Ramadan: A multi-national study using structural equation modeling among 24,500 adults amid COVID-19

Moien A. B. Khan^{1*}, Ahmed S. BaHammam², Asma Amanatullah³, Khaled Obaideen⁴, Teresa Arora⁵, Habiba Ali¹, Leila Cheikh Ismail⁶, Dana N. Abdelrahim⁷, Mohammed Al-Houqani⁸, Kholoud Allaham⁹, Rand Abdalrazeq¹⁰, Wahid Sharif Aloweivi¹¹, Somayea Sultana Mim¹², Ammar Mektebi¹³, Sohrab Amiri¹⁴, Sahabi Kabir Sulaiman¹⁵, Syed Fahad Javaid¹⁶, Mohammad Delwer Hossain Hawlader¹⁷, Fatimah Isma'il Tsigas-Ahmed¹⁸, Iffat Elbarazi¹⁹, Saskiyanto Manggabarani²⁰, Gamechu Atomsa Hunde²¹, Sabrina Chelli²², Mitra Sotoudeh²³, MoezAllIslam Ezzat Faris^{6*} and Ramadan Intermittent Fasting Collaborators

¹College of Medicine and Health Sciences, United Arab Emirates University, Al Ain, United Arab Emirates,

²Department of Internal Medicine, College of Medicine, King Saud University, Riyadh, Saudi Arabia,

³Knowledge and Research Support Services Department, University of Management and Technology,

Lahore, Pakistan, ⁴Sustainable Energy and Power Systems Research Centre, RISE, University of Sharjah,

Sharjah, United Arab Emirates, ⁵Department of Psychology, Zayed University, Abu Dhabi, United Arab

Emirates, ⁶Department of Clinical Nutrition and Dietetics, College of Health Sciences, University of Sharjah,

Sharjah, United Arab Emirates, ⁷Sharjah Institute for Medical and Health Sciences, University of Sharjah,

Sharjah, United Arab Emirates, ⁸Internal Medicine College of Medicine and Health Sciences, United Arab

Emirates University, Al Ain, United Arab Emirates, ⁹Department of Neurology, Rashid Hospital, Dubai Health

Authority, Dubai, United Arab Emirates, ¹⁰Faculty of Medicine, Mansoura University, Mansoura, Egypt,

¹¹School of Medicine, The University of Jordan, Amman, Jordan, ¹²Chattogram International Medical College

and Hospital, Chattogram, Bangladesh, ¹³Faculty of Medicine, Kütahya Health Sciences University, Kütahya,

Türkiye, ¹⁴Medicine, Quran and Hadith Research Center, Baqiyatallah University of Medical Sciences, Tehran,

Iran, ¹⁵Department of Internal Medicine, Yobe State University Teaching Hospital, Damaturu, Nigeria,

¹⁶Department of Psychiatry and Behavioral Science, College of Medicine and Health Sciences, United Arab

Emirates University, Al Ain, United Arab Emirates, ¹⁷Department of Public Health, North South University,

Dhaka, Bangladesh, ¹⁸Department of Community Medicine, Bayero University, Kano, Nigeria, ¹⁹Institute

of Public Health, College of Medicine and Health Sciences, United Arab Emirates University, Al Ain, United

Arab Emirates, ²⁰Department of Nutrition, Sekolah Tinggi Ilmu Kesehatan Pertamedika, Jakarta, Indonesia,

²¹Faculty of Health Sciences, School of Nursing, Institute of Health, Jimma University, Jimma, Ethiopia,

²²Royal College of Surgeons in Ireland (Bahrain), Al Muharraq, Bahrain, ²³Iranshahr University of Medical

Sciences, Iranshahr, Iran

Background: Of around 2 billion Muslims worldwide, approximately 1.5 billion observe Ramadan fasting (RF) month. Those that observe RF have diverse cultural, ethnic, social, and economic backgrounds and are distributed over a wide geographical area. Sleep is known to be significantly altered during the month of Ramadan, which has a profound impact on human health. Moreover, sleep is closely connected to dietary and lifestyle behaviors.

Methods: This cross-sectional study collected data using a structured, self-administered electronic questionnaire that was translated into 13 languages and disseminated to Muslim populations across 27 countries. The questionnaire assessed dietary and lifestyle factors as independent variables, and three sleep parameters (quality, duration, and disturbance) as dependent variables. We performed structural equation modeling (SEM) to examine how dietary and lifestyle factors affected these sleep parameters.

Results: In total, 24,541 adults were enrolled in this study. SEM analysis revealed that during RF, optimum sleep duration (7–9 h) was significantly associated with sufficient physical activity (PA) and consuming plant-based proteins. In addition, smoking was significantly associated with greater sleep disturbance and lower sleep quality. Participants that consumed vegetables, fruits, dates, and plant-based proteins reported better sleep quality. Infrequent consumption of delivered food and infrequent screen time were also associated with better sleep quality. Conflicting results were found regarding the impact of dining at home versus dining out on the three sleep parameters.

Conclusion: Increasing the intake of fruits, vegetables, and plant-based proteins are important factors that could help improve healthy sleep for those observing RF. In addition, regular PA and avoiding smoking may contribute to improving sleep during RF.

KEYWORDS

sleep, diet, lifestyle and behavior, fasting, intermittent fasting, Ramadan

Introduction

Muslims constitute the world's second-largest religious group, as the estimated 2 billion Muslims equates to about 25% of the global population (8 billion) (1). A foundation pillar of Islam is fasting during Ramadan month (2). During this time, adult Muslims are mandated to fast from dawn to sunset. This involves complete abstinence from food, drink, sex, and smoking for 11–20 h per day, depending on the geographical location and the solar season that crosses the lunar fasting month (2). During Ramadan, Muslims take two main meals: the breaking of the day's fast meal at sunset ("Iftar"), and a pre-dawn meal taken in anticipation of the coming fasting hours ("Suhoor") (3). During night hours, Muslims are free to eat, dine, pray, socialize, and perform life activities as permitted by Islamic ruling (4). Fasting during Ramadan is a form of diurnal intermittent fasting or a time-restricted eating model (5), with dietary and lifestyle changes that persist for 29–30 consecutive days around fixed time points.

Various forms of intermittent fasting have been reported to induce a plethora of health benefits (6, 7). Among these, religious forms of fasting such as Ramadan intermittent fasting (RF) have received continuous attention (7). For example, several beneficial health impacts of RF have been demonstrated in numerous studies over the last seven decades (8). Previous studies reported RF was associated with reduced metabolic syndrome components (9), reduced body weight (10), reduced body fatness (11) with emphasis on visceral fats (12), decreased inflammatory and oxidative stress markers (13), and improved glucometabolic regulation (14) and liver function tests (15). On the other hand, RF has also been associated with disrupted circadian rhythms, and changes to sleep-wake timings

as well as hormones such as leptin, adiponectin, ghrelin, cortisol, and melatonin (16–19). These changes were associated with sudden changes in meal timings, diet composition, food group consumption, and sleep continuity during Ramadan, which may interfere with the metabolic impacts of RF (18, 20, 21).

Insufficient sleep has previously been associated with weight gain and cardiometabolic risk (22). Of note, several studies reported significant and sudden delays in bedtime and waking time and a considerable reduction in total sleep time during RF (20, 23), which may contribute to weight gain but be counteracted by reduced food intake during this time. Empirical results for non-RF times showed that diet quality, timing, and quantity impacted sleep duration and sleep quality (24, 25). Therefore, it is relevant to assess the association between sleep and dietary and lifestyle factors during RF. However, Ramadan-related dietary and lifestyle practices vary across nations and cultures, which may impact sleep length, sleep-wake timings, and sleep disruption to different degrees. This means results for sleep and lifestyle changes obtained from a specific country or culture cannot be generalized to other countries. This is bolstered by the data that dietary, sleep, and lifestyle behaviors vary substantially across the world's population and, as a result, so does metabolic health status (26–34).

The present study examined changes in dietary and lifestyle factors during RF and explored their associations with sleep duration and quality among fasting people from a range of different cultures and ethnicities. This study was based on the hypothesis that RF is associated with significant changes in sleep timing, duration, and quality. We also hypothesized that changes in sleep quality and duration are likely to be affected by various dietary and lifestyle changes that occur during the month of fasting. Because multiple

lifestyle factors are closely connected with sleep outcomes during RF, we used structural equation modeling (SEM) to examine how specific dietary and lifestyle modifications influenced three sleep parameters (sleep duration, sleep quality, and sleep disturbances) among fasting Muslims during RF in several countries with varying dietary and lifestyle habits and background cultures.

Materials and methods

Study design, settings, sample size, and population

The present study used a cross-sectional, observational design with targeted recruitment of adult Muslims who fasted during Ramadan month. This study obtained data related to dietary and lifestyle changes during RF in the context of the COVID-19 pandemic. Data collection started on May 10, 2021 (corresponding to the 27th Ramadan month in 1,442 Hijri) and concluded on 10 June 2021 (29th *Shawwal* 1,442 Hijri). The inclusion criterion was adult Muslims (aged ≥ 18 years) who observed RF. We excluded those who answered “Yes” to the question “Have you been diagnosed with or treated for a mental health problem?” Individuals following specific diets and those engaged in shift work were also asked not to complete the survey at the beginning of the electronic questionnaire.

This study was initiated and supervised by researchers in the UAE. Snowball sampling was used to collect data. Voluntary collaborators from various countries were invited through Facebook research groups. In total, 116 collaborators from 29 countries participated in data collection. These research collaborators randomly drew on their networks using the different web-based platforms such as emails, WhatsApp, and Facebook. Each researcher was given a survey form along with a unique link to collect data, and data were pooled when data collection was completed. This method facilitated the wide distribution of the survey questionnaire during the pandemic period when there were many lockdown restrictions. An *a priori* G^* power estimate was calculated for each country using one-tailed Student’s *t*-tests and a bivariate correlation analysis model to identify the required sample size. An estimated effect size of 0.2, alpha error of 0.05, and power of 0.90 indicated that a minimum of 207 participants were needed from each country included in this study.

This study adhered to the code of ethics as set out in the Declaration of Helsinki (35). Before data collection started, approval was obtained from the Social Sciences Research Ethics Committee of the United Arab Emirates University (Approval number ERS-2021-7308) and Tehran University of Medical Science (Approval number IR.TUMS.FNM.REC.1400.022). Furthermore, participants were informed about the objectives and procedures of the study before providing informed consent. No monetary or non-monetary incentive was given for participation. Participants gave their consent as a first step on the online questionnaire form.

Tool development and translation

The data collection tool was prepared as a structured, self-administered, electronic questionnaire that assessed demographic information, dietary intake, eating habits, sleep parameters,

and physical activity (PA) level during Ramadan. Web-based questionnaires were circulated, and participants were recruited using convenience and snowball sampling methods. As no changes to the questionnaire were deemed necessary after the pilot testing, participants from the pilot study samples were included in the final sample for the analyses. The questionnaire developed for this study was translated into 13 different languages (Arabic, English, French, Turkish, Urdu, Bengali, Persian, Indonesian, Pashto, Dari, Amharic, Malay, and Afaan Oromo). The questionnaire translation and cultural adaptation process followed the “Principles of Good Practice for the Translation and Cultural Adaptation Process” (36). First, forward translations were performed by two independent translators fluent in both English and the local language, and then back-translated to English. After reviewing the backward translations, the version of the questionnaire for each language was proofread and underwent further editing (as necessary) before being pilot tested with 30 participants, which resulted in the final versions of the survey questionnaire (36). A structured, self-administered questionnaire was developed from previously validated questionnaires (37–43). After collecting relevant questions from these questionnaires, the self-structured questionnaire for this study was translated and then pre-tested to ensure the questions were unambiguous.

Data cleaning

Response options with the same meaning were unified for all variables. Participants who missed answering major questions (e.g., consent, age, sex, nationality, education, occupation, health status estimation, country of residence, and the number of fasting days) were omitted from the analyses. Those that did not fast during Ramadan were also omitted; participants that reported “zero” as the number of fasting days were considered non-fasting and omitted from our study. Body mass index (BMI, kg/m^2) was calculated for all participants using their reported height and weight, after which they were classified and analyzed using established BMI categories (43). Participant’s country of residence was used to cluster the study population into three main geographical regions rather than their nationality. These regions were based on the latest update of the world map. Participants from non-countries (e.g., territories and self-proclaimed countries) were omitted. Dietary pattern questions were re-classified from four category variables into two category variables. Finally, we excluded questionnaires for participants younger than 18 years and those with abnormal inserted values (weight, height, age).

Questionnaire measures

Sociodemographic information collected included sex and age (years), country of residence, nationality, region, marital status (single, married, divorced, or widowed), living area (city, town, or village), household income, living conditions (alone, with friends, or with family), education level, and the number of fasting days experienced (this question reflected the fact that some people may fast less than 29–30 days for various reasons such as travel or illness).

As this was a multicenter study, total household income was classified into five quintiles for standardization purposes: upper (top 20%), upper-middle (upper 20%), basic middle (middle 20%),

marginal middle (lower 20%), and lower (lowest 20%) (44). In addition, participants were asked to classify their economic status as per their economic conditions in relation to their community and local region/country. A smoking behavior questionnaire was used to identify smoking behaviors (cigarette and shisha) before and during the month of Ramadan (37, 38).

Questions assessing participants' PA levels were derived from the International Physical Activity Questionnaire Short Form (41). We assessed participants' general PA levels, as well as the frequency of 10 min of heavy and light PA, and overall self-evaluated energy levels before and during RF. We merged heavy and light PA into a single PA variable for analysis. Questions covering screen time and sleep parameters were based on the validated Copenhagen Psychosocial Questionnaire (41, 42). Participants provided information on time spent using computers for work as well as television/social media or computers for entertainment (both day and nighttime) and spending time with family. Self-reported computer/laptop use for study, work, or entertainment was merged into one variable. We collected participants' self-reported height (cm) and weight (kg) and then calculated and categorized BMI based on the World Health Organization definition (43).

The dietary part of the questionnaire collected information on several factors before and during RF, including modification of eating practices, snacking frequency, intake of water, consuming large quantities of food, feeling hungry, and the consumption of 20 different food items and beverages (vegetables, fruits, cereals, oils and fats, milk and milk products, pulses/dried legumes, dates, fish and seafood, white meat, red meat, sugar, salt, fried foods, salty snacks, carbonated beverages, energy drinks, tea and coffee, bakery products, homemade foods, traditional foods, delivered food, restaurant food, and snacks) (39, 40). To evaluate dietary intake, we classified foods into eight groups: (I) fruits, vegetables, and dates; (II) cereals, pulses (dried legumes), and pastries; (III) milk products, fish and seafood, white meat (chicken and turkey), and red meat; (IV) oils, fats, and fried foods; (V) sugar, carbonated beverages, energy drinks, and tea and coffee; (VI) salt and salty snacks; (VII) homemade food; and (VIII) traditional foods. Each of these food item groups had four response options in the original questionnaire: "not consumed," "decreased," "remained as usual," or "increased." For the analyses, these responses were re-categorized into binary categories using two different couple of terms based on the type of food item, first couple of term was sufficient/insufficient, which was defined as sufficient (remained as usual or increased intake), or insufficient (no intake or decreased intake). These terms were applied for (I) fruits, vegetables, and dates; (II) cereals, pulses (dried legumes), and pastries; (III) milk products, fish and seafood, white meat (chicken and turkey), and red meat. A second couple of terms is frequent/infrequent, where frequent was denoted (remained as usual or increased intake) while infrequent (no intake or decreased intake). These terms were used for (IV) oils, fats, and fried foods; (V) sugar, carbonated beverages, energy drinks, and tea and coffee; (VI) salt and salty snacks; (VII) homemade food; and traditional foods, because there was no limit of the sufficiency of these four groups. Similarly, some other variables had four response options also in the original questionnaire: "not consumed," "decreased," "remained as usual," or "increased." Those variables were categorized in the same way into binary variables as frequent/infrequent style, where frequent was denoted (remained as usual or increased intake) while infrequent (no intake or decreased intake). This was applied also to the following behaviors: consuming water, practicing physical activity, consumption of delivered food,

restaurant dining, and using the computer. While smoking was originally defined as smokers and non-smokers.

Sleep parameters

Three sleep parameters were assessed based on participants' estimations before and during RF: sleep quality, sleep duration (<7, 7–9, and >9 h), and sleep disturbance. We considered 7–9 h of sleep per night as optimal sleep duration (45), <7 h as short sleep duration, and >9 h as long sleep duration, based on previously published consensus by sleep experts (46). Sleep quality was self-reported as poor, good, or very good. Participants were also asked to indicate if they experienced any of the listed sleep disturbances before and during RF: (I) slept poorly and restlessly; (II) hard to go to sleep; (III) woke too early and was unable to get back to sleep; (IV) woke several times and found it difficult to get back to sleep; and (V) no sleep disturbances. These questions were drawn from a reliable and validated instrument (42).

Statistical analyses

Statistical analyses and the application of SEM were based on the consideration of dietary and lifestyle behaviors as the main exposures for people observing RF, and the three sleep quality parameters (sleep duration, perceived sleep quality, and sleep disturbance) as the main outcomes of interest.

Structural equation modeling

Structural equation modeling is a multivariate statistical analysis technique used to analyze structural relationships. This technique combines multiple regression and factor analyses and is used to investigate the structural relationship between measured variables and latent constructs. This technique allows accurate estimations of interrelated variables and multiple dependencies in a single analysis (47, 48). Two types of variables are used in SEM: exogenous and endogenous variables. Exogenous variables are equivalent to independent variables, and endogenous variables are equivalent to dependent variables. In this study, SEM was performed using Smart PLS 3 software (49). Dietary intake and eating and lifestyle behaviors (including consumption of major food groups, delivered food, dining in restaurants, smoking, PA, and computer use) were considered exogenous variables, and sleep duration, sleep quality, and sleep disturbance were considered endogenous variables.

Evaluation of the model was performed in two steps. First, we evaluated the measurement model to assess the psychometric properties of the variables. In the second step, the structural model was evaluated by considering multicollinearity, multiple correlations, predictive relevance, and path coefficients. In the model examined in the present study, only discriminant validity was calculated. As we used observed variables, reliability and convergent validity for variables with a single indicator should equal 1. Furthermore, we assessed the correlation between independent variables in the model to explore multicollinearity issues. The predictive relevance (Q^2) of the model was calculated by eliminating specific data points. The final step in the evaluation of the structural model was to

identify significant paths or associations between independent and dependent variables.

Discriminant validity was measured using the Heterotrait-Heteromethod ratio of correlations (HTMT) criteria, which is an advanced method of determining discriminant validity. HTMT represents the ratio of Heterotrait-Heteromethod correlations to Monotrait-Heteromethod correlations. HTMT correlations reflect the correlation of indicators with other constructs in the model, whereas Monotrait-Heteromethod correlations are the correlations of indicators with the same constructs in a model (50). An HTMT value between two constructs below 0.9 suggests that discriminant validity has been established and the variables are distinct from each other (51). Good discriminant validity means that indicators of all variables are distinct from each other (Supplementary Table 1).

The structural model was then evaluated by exploring multicollinearity, multiple correlations, and the predictive relevance of the model. The correlation between independent variables was assessed to explore multicollinearity issues using variance inflation factor (VIF) statistics. Hair et al. (52) indicated the VIF value should be less than 5. We found that the VIF values for the independent variables corresponding to all three sleep parameters were <5.0 ; therefore, multicollinearity was not present. The predictive capabilities of the model were calculated using the coefficient of determination (R^2) and predictive relevance (Q^2). R^2 was obtained using a bootstrapping procedure with 5,000 subsamples, calculated through the blindfolding procedure by selecting an omission distance of 7.

A descriptive table was prepared using SPSS version 26 (IBM, Armonk, NY, USA). Categorical variables were expressed as frequency and percentage. Continuous data were described using mean \pm standard deviation. Descriptive statistics were used to present sociodemographic data. STATA version 16.1 (StataCorp® LLC, TX, USA) was used for the statistical analyses. Any missing data were predicted using linear regression. P -values < 0.05 were considered statistically significant.

Results

In total, 28,179 participants were recruited for this study and provided data; 3,638 participants were excluded after applying the exclusion criteria, leaving 24,541 participants for inclusion in the final analyses. Data were collected from 27 countries distributed across three main regions (Figure 1). The Middle East and North Africa (MENA) region, including The Gulf Cooperation Council (GCC) countries (Bahrain, $n = 688$; Kingdom of Saudi Arabia, $n = 421$; Qatar, $n = 466$; and the UAE, $n = 3,359$); Middle East non-GCC countries (Egypt, $n = 2,171$; Iraq, $n = 1,101$; Iran, $n = 2,946$; Jordan, $n = 680$; Palestine, $n = 1,706$; Syria, $n = 1,356$; and Yemen, $n = 845$); and North Africa countries (Algeria, $n = 592$; Ethiopia, $n = 212$; Libya, $n = 777$; Morocco, $n = 1,390$; and Tunisia, $n = 529$). The South Asian region included Bangladesh ($n = 12,69$) and Pakistan ($n = 2,312$). The Southeast Asia region comprised Indonesia ($n = 1,605$).

The MENA region with its three sub-regions (GCC, Middle Eastern non-GCC, and North Africa) comprised the largest proportion of the study population, followed by the South Asian region and the Southeast Asia region (Table 1). As depicted in Figure 2, females comprised almost two-thirds of the study participants. The most common age group was 18–32 years, followed by 33–47 years. The majority of participants were single and about 28% were married. The largest proportion of participants lived in cities, followed by villages and towns. Based on the participant's country of residence, the majority of participants had basic middle-income status, followed by the upper-middle and marginal middle. The largest proportion of participants was living with their families and engaged in fasting for most of Ramadan month (21–30 days), followed by those fasting for two-thirds and one-third of the fasting month. Most participants were non-smokers, and around two-thirds had a university-level education. More than half of the participants were students, and one-third were employed. Medication in computer use was common among participants during Ramadan. Finally, the largest proportion of participants had normal body weight (47.3%), followed by those with overweight, underweight, and

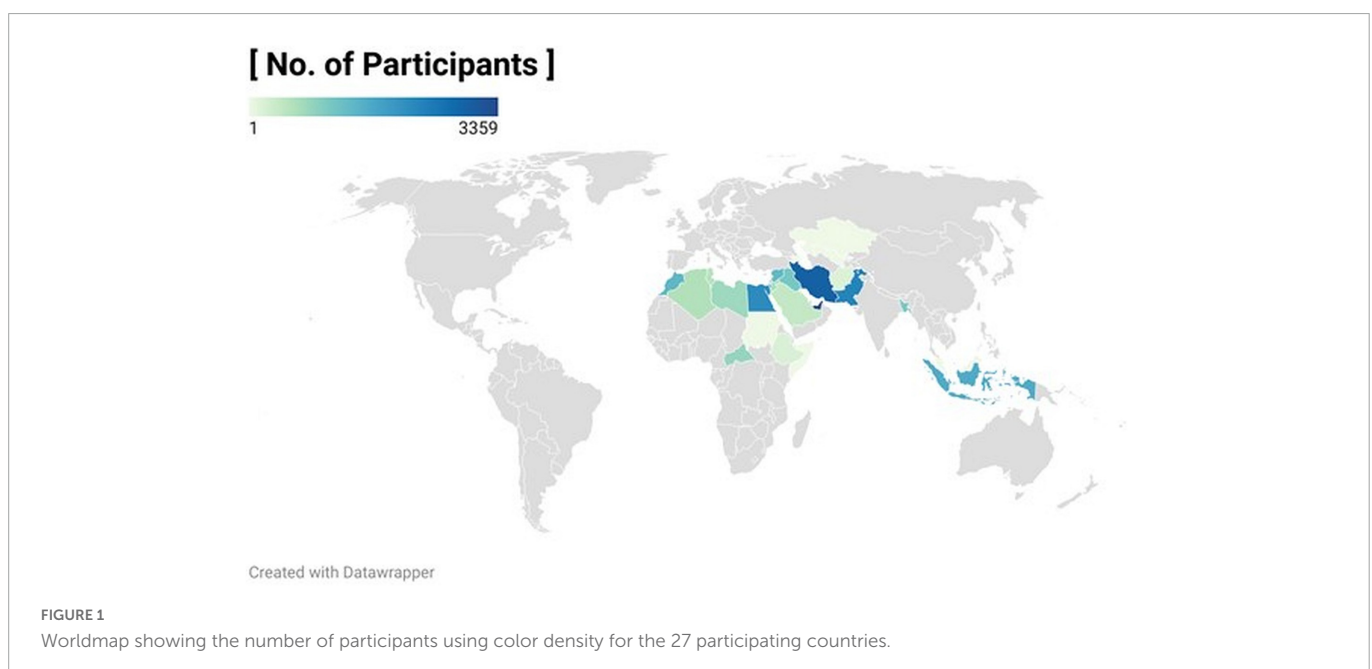


TABLE 1 Sociodemographic characteristics of the study population (N = 24,541).

Sociodemographic variable	MENA region (n = 19,355) n (%)	South Asian region (n = 3,580) n (%)	Southeast Asia region (n = 1,606) n (%)
Sex			
Male	7,075 (36.6)	1,766 (49.3)	919 (57.2)
Female	12,280 (63.4)	1,814 (50.7)	687 (42.8)
Age (years)			
18–32	15,341 (79.3)	2,994 (83.6)	859 (53.5)
33–47	2,970 (15.3)	449 (12.5)	253 (15.8)
48–62	930 (4.8)	115 (3.2)	382 (23.8)
63–77	108 (0.6)	19 (0.5)	108 (6.7)
≥ 78	2 (0.01)	3 (0.1)	4 (0.2)
Marital status			
Single	13,772 (71.2)	2,687 (75.1)	754 (46.9)
Married	5,206 (26.9)	840 (23.5)	810 (50.4)
Divorced	258 (1.3)	31 (0.9)	22 (1.4)
Widowed	119 (0.6)	22 (0.6)	20 (1.2)
Living area			
City	14,011 (72.4)	2,045 (57.1)	511 (31.8)
Town	2,217 (11.5)	713 (19.9)	466 (29.0)
Village	3,124 (16.1)	822 (23.0)	629 (39.2)
Household income			
Lower (lowest 20%)	882 (4.6)	136 (3.8)	98 (6.1)
Marginal middle (lower 20%)	2,945 (15.2)	438 (12.2)	410 (25.5)
Basic middle (middle 20%)	10,920 (56.4)	2,082 (58.2)	745 (46.4)
Upper middle (upper 20%)	3,961 (20.5)	836 (23.4)	294 (18.3)
Upper (top 20%)	647 (3.3)	88 (2.5)	59 (3.7)
Living with others			
Alone	1,532 (7.9)	255 (7.1)	128 (8.0)
With friends	1,101 (5.7)	266 (7.4)	135 (8.4)
With family	16,722 (86.4)	3,059 (85.4)	1,343 (83.6)
Number of fasting days			
1–10	444 (2.3)	86 (2.4)	95 (5.9)
11–20	4,276 (22.1)	754 (21.1)	447 (27.8)
21–30	14,635 (75.6)	2,740 (76.5)	1,064 (66.3)
Smoking status			
Smoker	3132 (16.2)	364 (10.2)	247 (15.4)
Non-smoker	16,222 (83.8)	3,216 (89.8)	1359 (84.6)
Education			
Illiterate	3 (0.01)	2 (0.1)	–
Less than primary	64 (0.3)	23 (0.6)	62 (3.9)
Primary	218 (1.1)	29 (0.8)	258 (16.1)
High school/secondary	3,451 (17.8)	539 (15.1)	287 (17.9)
Bachelor's	12,734 (65.8)	2,368 (66.1)	807 (50.2)
Master's or doctorate	2,880 (14.9)	618 (17.2)	192 (12.0)

(Continued)

TABLE 1 (Continued)

Sociodemographic variable	MENA region (<i>n</i> = 19,355) <i>n</i> (%)	South Asian region (<i>n</i> = 3,580) <i>n</i> (%)	Southeast Asia region (<i>n</i> = 1,606) <i>n</i> (%)
Occupation			
Unemployed (pre-retirement age)	1,798 (9.3)	260 (7.3)	343 (21.4)
Student	11,202 (57.9)	2,409 (67.3)	607 (37.8)
Employed	6,095 (31.5)	875 (24.4)	614 (38.2)
Retired	260 (1.3)	36 (1.0)	42 (2.6)
Computer use			
Increased	17,933 (92.7)	3,147 (87.9)	1,473 (91.7)
Decreased	1422 (7.3)	433 (12.1)	133 (8.3)
Body mass index (kg/m²)	(<i>n</i> = 17,972)	(<i>n</i> = 2,923)	(<i>n</i> = 790)
Underweight (<18.5)	1,539 (8.0)	318 (8.9)	40 (2.5)
Normal (18.50–24.9)	9,785 (50.6)	1,431 (40.0)	391 (24.3)
Overweight (25.0–29.9)	4,427 (22.9)	682 (19.1)	243 (15.1)
Obese class I (30.0–34.9)	1,508 (7.8)	248 (6.9)	74 (4.6)
Obese class II (35.0–39.9)	409 (2.1)	98 (2.7)	19 (1.2)
Obese class III (≥40)	304 (1.6)	146 (4.1)	23 (1.4)

class I obesity (Figure 2). Detailed sociodemographic characteristics for the three regions are reported in Table 2.

The SEM output is presented in Figure 3, which depicts the relationships between the three sleep parameters and various dietary and lifestyle behaviors practiced during RF. Collinearity statistics (VIF) of the study variables are reported in Table 2. As shown in Table 2, all independent variables (eating behaviors, dietary intake, and lifestyle behaviors) were weak but significant predictors of the dependent variables (three sleep quality parameters). The coefficient of determination (R^2) and predictive relevance (Q^2) of the model are reported in Table 3.

Table 4 shows that people who modified their delivered food pattern and consumed sufficient cereals, pulses/dried legumes, and bakery products (plant-based proteins) during RF reported optimal sleep duration (7–9 h). Furthermore, sufficient PA was positively associated with optimal sleep duration. Apart from the positive effects of consumption of delivered foods, the impact of sufficient consumption of plant-based proteins and sufficient PA on sleep duration had a weak effect size.

Table 5 shows that smoking was associated with lower self-evaluated sleep quality. Furthermore, sufficient PA and sufficient consumption of vegetables, fruits, dates, cereals, pulses, and bakery products during RF were associated with better subjective sleep quality. Participants' quality of sleep improved when they reduced their consumption of delivered food during Ramadan. However, consumption of salt and salty snacks and eating homemade traditional foods was associated with lower sleep quality, although the effect size of the impact of these factors on sleep quality was weak. Smoking was associated with increased sleep disturbance during RF (Table 6). Both modifications in dining out and eating homemade traditional foods were positively associated with sleep disturbance. Unexpectedly, sufficient PA, sufficient consumption of fruits and vegetables, and sufficient consumption of both plant and animal-based proteins were positively associated with sleep disturbance; the

effect size for these factors was weak but significant. At the regional levels, significant differences were found between the three regions concerning the various dietary, sleep, and lifestyle behaviors, except for the delivery of food delivery (Table 7).

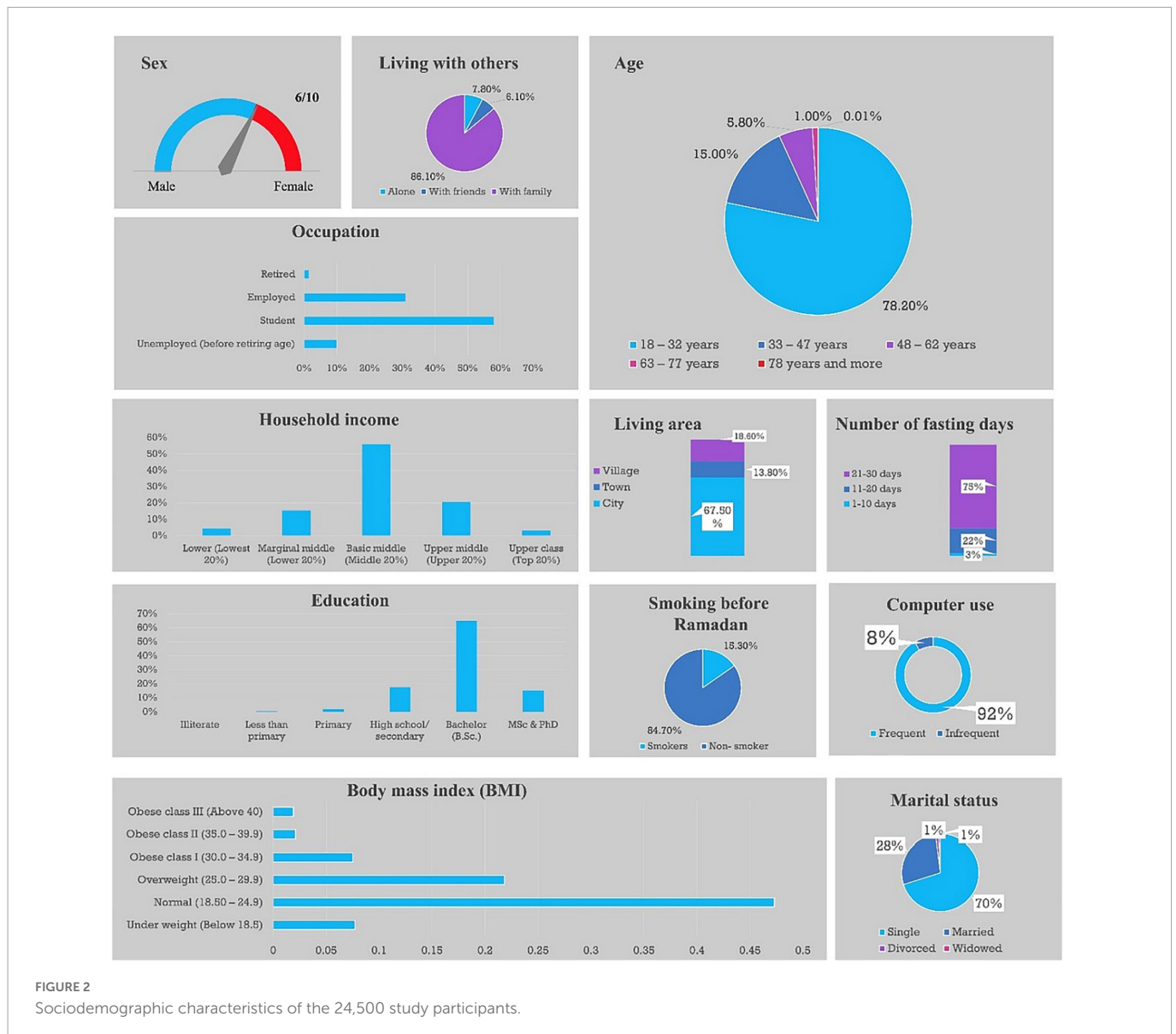
Discussion

This large-scale study examined the relationship between dietary and lifestyle factors and sleep duration and quality during RF across various countries in the context of the COVID-19 pandemic. Our hypothesis that RF was associated with significant changes in sleep timing, duration, and quality was confirmed. Furthermore, our hypothesis that changes in sleep quality and duration were related to changes in dietary and lifestyle behaviors during RF was also confirmed. In line with the observed differences in the different dietary, sleep, and lifestyle behaviors between the investigated regions, changes in these outcomes were significantly different between the three investigated regions upon Ramadan, except for the delivery of food. This could be understood in light of the basic inherent differences in cultural, economic, and ethnic fundamental backgrounds between the different regions.

Sleep quality components

Sleep duration

We found a conflicting relationship between the three sleep quality parameters and PA, dietary intake, and food group consumption both at home and dining out; this may be attributable to the presence of various undetected confounding factors. Such discrepancies are expected when using an observational research



design. This study revealed that sleep duration, self-evaluated sleep quality, and sleep disturbance had variable associations with the investigated dietary and lifestyle factors before and during RF. Reduced consumption of delivered foods, sufficient consumption of plant-based proteins, and sufficient PA were all associated with better-self-evaluated sleep quality in our study population. Food quantity, quality, and eating habits along with PA are considered major determinant factors that profoundly affect sleep quality (24, 25, 30, 53). Delivered foods are typically takeaway fast food, which tends to be energy-dense and high in fat, sugar, and animal protein, and low in plant-based and dietary fiber foods (54–56). Previous studies reported that excessive and reduced consumption of these energy-dense foods was associated with increased body weight and adverse health consequences, such as poor sleep quality and short sleep duration (57, 58). We found an unexpected positive association between sleep duration and the decreased modification in the consumption of delivered foods. This may imply the presence of confounders and other undetected interfering factors in the relationship between sleep duration and consumption of delivered foods. Further, this unexpected positive correlation between sleep

duration with the frequent ordering of delivered food could be due to the Covid-19 situation where the individuals are under-locked down or in mobility-restricted situations and cannot eat out.

Unique plant proteins and bioactive phytochemicals mean that plant-based food has a high anti-inflammatory potential that maintains good health, lowers the risk for chronic ailments (59), and improves sleep quality (60, 61). This may be explained by the alleviation of low-grade systemic inflammation, which adversely affects regulatory hormones for sleep mechanisms and is associated with disturbed sleep quality (62–64). In addition, a large body of literature supports the role of regular PA in improving sleep quality (65, 66). This is attributed to the effect of PA in improving hormonal balance, reducing inflammation, and increasing the need for longer sleep to allow muscle recovery (67, 68). In the same context, it is worth noting that the role of PA is increasingly emphasized as an influential factor for human health as revealed by recent work by Ammar et al. reporting that low PA was a considerable risk factor for the global disease burden, as low PA contributed 0.6% of all age-standardized disability-adjusted life years globally in 2019 (69).

TABLE 2 Collinearity statistics (variance inflation factors) for the study variables (N = 24,541).

Eating, dietary, and lifestyle behavior	Sleep duration	Self-described sleep quality	Sleep disturbance
Smoking	1.02	1.02	1.02
Frequency of ordered food delivery	1.24	1.24	1.24
Frequency of eating out in restaurants	1.23	1.23	1.23
Frequency of computer use	1.03	1.03	1.03
Physical activity	1.02	1.02	1.02
Eating vegetables, fruits, dates	1.19	1.19	1.19
Cereals, pulses (dried legumes), bakery products consumption (Plant-protein sources)	1.30	1.30	1.30
Milk, fish, chicken, and meat consumption (Animal-protein sources)	1.27	1.27	1.27
Oils, fats, fried food consumption	1.35	1.35	1.35
Sugars, carbonated beverages, energy drinks, coffee, and tea consumption (caffeine sources)	1.32	1.32	1.32
Adding salt, and salty snacks consumption	1.41	1.41	1.41
Eating homemade, traditional foods	1.27	1.27	1.27

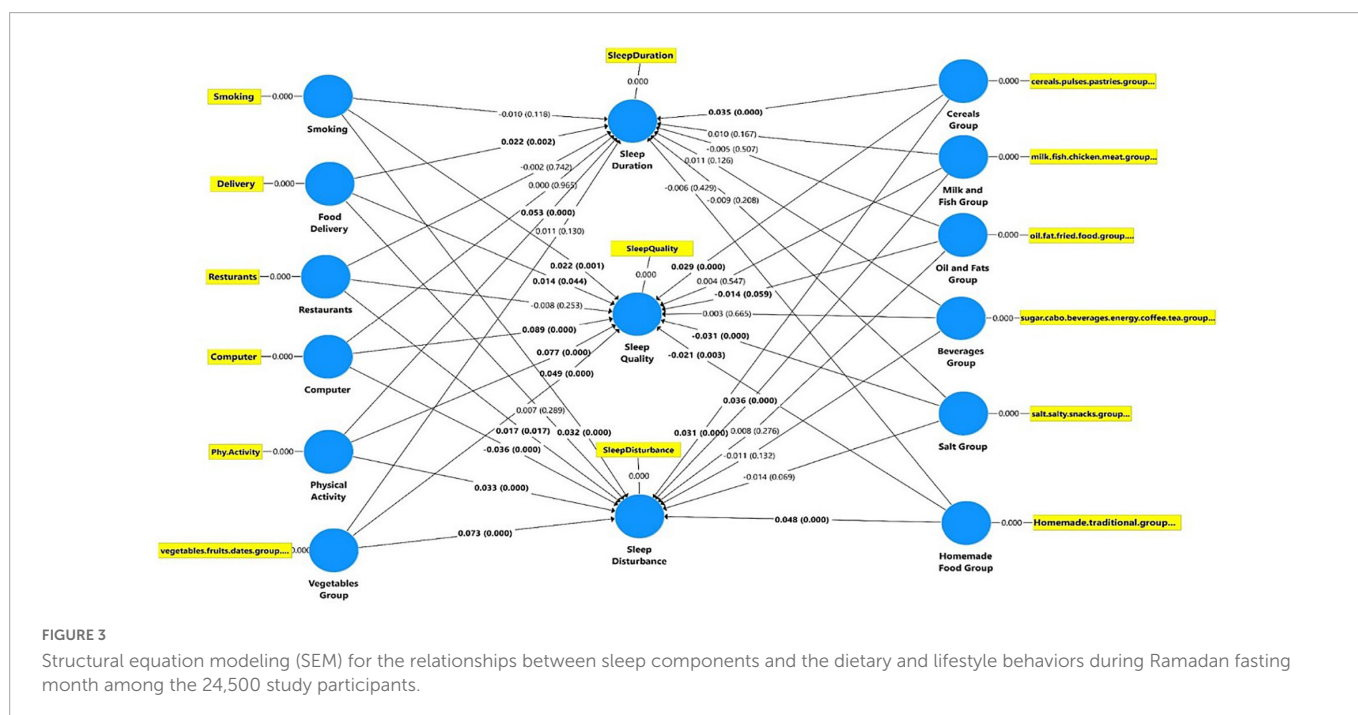


TABLE 3 Coefficient of determination (R^2) and predictive relevance (Q^2) of the model (N = 24,541).

	R^2	Q^2
Sleep duration	0.01***	0.001
Self-evaluated sleep quality	0.02***	0.02
Sleep disturbance	0.02***	0.02

Highly significant, *** $p < 0.001$.

Sleep quality

Smoking is a detrimental factor that has been repeatedly linked to decreased sleep quality (70, 71). Similar to previous studies, we found that non-smokers had better self-evaluated sleep quality.

This was consistent with extant evidence that non-smokers are less prone to developing low-grade systemic inflammation (72, 73), which is directly associated with decreased sleep quality because smoking is a leading source of potent oxidizing agents and harmful chemical toxicants that trigger an inflammatory response (73). The anti-inflammatory bioactive substances in plant foods have been shown to alleviate inflammatory conditions and minimize the risk of decreased sleep quality (25). This has been demonstrated in previous studies investigating sleep quality among adopters of the Mediterranean diet compared with those eating Western diets, with the latter having consistently poorer sleep quality than their Mediterranean diet counterparts (53, 60, 74). Therefore, the low intake of antioxidants and bioactive phytochemicals from plant foods among smokers (75, 76) may indirectly aggravate oxidative stress

TABLE 4 Associations between dietary and lifestyle behavior modifications and reported sleep duration (N = 24,541).

Eating, dietary, and lifestyle behavior	B	SE	P	Confidence intervals		f ²
Smoking	-0.01	0.01	0.12	-0.02	0.001	0.001
Frequent ordering of food delivery	0.02	0.01	0.001	0.01	0.04	0.001
Frequent eating out in restaurants	0.001	0.01	0.75	-0.02	0.01	0.001
Frequent computer use	0.001	0.01	0.96	-0.01	0.01	0.001
Physical activity	0.05	0.01	0.001	0.04	0.07	0.001
Eating vegetables, fruits, dates	0.01	0.01	0.12	0.001	0.02	0.001
Cereals, pulses (dried legumes), bakery products consumption (Plant-protein sources)	0.04	0.01	0.001	0.02	0.05	0.001
Milk, fish, chicken, meat consumption (Animal-protein sources)	0.01	0.01	0.17	0.001	0.02	0.001
Oils, fats, fried food consumption	0.001	0.01	0.51	-0.02	0.01	0.001
Sugars, carbonated beverages, energy drinks, coffee, and tea consumption (caffeine sources)	0.01	0.01	0.13	0.001	0.03	0.001
Adding salt, and salty snacks consumption	-0.01	0.01	0.22	-0.02	0.01	0.001
Eating homemade, traditional foods	-0.01	0.01	0.42	-0.02	0.01	0.001

SE, standard error; CI, confidence interval. Sleep duration (0=poor, 1=good); smoking status (0=smoker, 1=non-smoker); frequency of delivered food (0=frequent, 1=infrequent); frequency of restaurant dining (0=frequent, 1=infrequent); frequency of computer use (0=frequent, 1=infrequent); physical activity (0=insufficient, 1=sufficient); vegetables, fruits, and dates consumption (0=insufficient, 1=sufficient); cereals, pulses, and bakery products consumption (plant-protein sources) (0=insufficient, 1=sufficient); milk, fish, chicken, and meat consumption (animal-protein sources) (0=insufficient, 1=sufficient); oils, fats, and fried food consumption (0=insufficient, 1=sufficient); sugar, carbonated beverages, energy drinks, coffee, and tea consumption (0=insufficient, 1=sufficient); adding salt, and salty snacks consumption (0=insufficient, 1=sufficient); and eating homemade traditional foods (0=insufficient, 1=sufficient).

TABLE 5 Associations between dietary and lifestyle behavior modification and self-evaluated sleep quality (N = 24,541).

Eating, dietary, and lifestyle behavior	B	SE	P	Confidence intervals		f ²
Smoking	-0.01	0.01	0.12	-0.02	0.001	0.001
Frequent ordering of food delivery	0.02	0.01	0.001	0.01	0.04	0.001
Frequent eating out in restaurants	0.001	0.01	0.75	-0.02	0.01	0.001
Frequent computer use	0.001	0.01	0.96	-0.01	0.01	0.001
Physical activity	0.05	0.01	0.001	0.04	0.07	0.001
Eating vegetables, fruits, dates	0.01	0.01	0.12	0.001	0.02	0.001
Cereals, pulses (dried legumes), bakery products consumption (Plant-protein sources)	0.04	0.01	0.001	0.02	0.05	0.001
Milk, fish, chicken, meat consumption (Animal-protein sources)	0.01	0.01	0.17	0.001	0.02	0.001
Oils, fats, fried food consumption	0.001	0.01	0.51	-0.02	0.01	0.001
Sugars, carbonated beverages, energy drinks, coffee, and tea consumption (caffeine sources)	0.01	0.01	0.13	0.001	0.03	0.001
Adding salt, and salty snacks consumption	-0.01	0.01	0.22	-0.02	0.01	0.001
Eating homemade, traditional foods	-0.01	0.01	0.42	-0.02	0.01	0.001

SE, standard error; CI, confidence interval. Sleep duration (0=poor, 1=good); smoking status (0=smoker, 1=non-smoker); frequency of delivered food (0=frequent, 1=infrequent); frequency of restaurant dining (0=frequent, 1=infrequent); frequency of computer use (0=frequent, 1=infrequent); physical activity (0=insufficient, 1=sufficient); vegetables, fruits, and dates consumption (0=insufficient, 1=sufficient); cereals, pulses, and bakery products consumption (plant-protein sources) (0=insufficient, 1=sufficient); milk, fish, chicken, and meat consumption (animal-protein sources) (0=insufficient, 1=sufficient); oils, fats, and fried food consumption (0=insufficient, 1=sufficient); sugar, carbonated beverages, energy drinks, coffee, and tea consumption (0=insufficient, 1=sufficient); adding salt, and salty snacks consumption (0=insufficient, 1=sufficient); and eating homemade traditional foods (0=insufficient, 1=sufficient).

and subsequent inflammatory status, resulting in poor sleep quality. Similarly, excessive fat intake, particularly heat-treated commercial fat in fast foods, is known for its high proinflammatory potential (77, 78), which adversely affects sleep quality (62–64). Therefore, our finding that quality of sleep was better among participants that reduced modification in consumed delivered foods throughout RF was unsurprising.

We also found that lower screen use was significantly associated with better sleep quality among participants during RF. Exposure to short-wavelength light (blue light) that is emitted from digital devices and fluorescent/LED bulbs (79, 80) before bedtime may reduce sleepiness, increase alertness, and affect sleep quality (81). Upon exposure to blue light,

retinal ganglion cells send signals to the “central body clock” (i.e., the suprachiasmatic nucleus of the hypothalamus) via the retinohypothalamic tract that inhibits the secretion of melatonin and stimulates the secretion of the stress hormone cortisol (82).

Sleep disturbance

Consumption of traditional homemade foods is expected to replace frequent ordering of delivered foods, which may be associated with improved sleep quality and decreased sleep disturbance (83). In many Western diets, animal protein foods are mostly consumed

in the form of high-fat foods, such as fried or processed meats (e.g., fried chicken, luncheon meat, and burgers) (84), which are associated with an elevated inflammatory state (85). However, in other parts of the world (non-Western countries), animal protein is cooked through various heat treatments (e.g., baking, braising, and stewing), which decreases the risk of potential inflammation resulting from consuming processed animal proteins (86, 87). Unexpectedly, we found that both delivered foods and traditional homemade foods were associated with an increased risk for sleep disturbance. In contrast to existing evidence (88), consumption of animal protein was not associated with high sleep disturbance or poor sleep quality in our study.

Strengths and limitations

To our knowledge, this is the largest study pertaining to the effect of RF on dietary, sleep, and lifestyle modifications in terms of sample size during the COVID-19 period. Our sample included different populations from different countries, and from various racial and ethnic backgrounds. Therefore, this was the first multi-national study to evaluate the complex relationships between different eating behaviors, dietary intake, lifestyle behaviors, and sleep quality parameters in the context of RF on such a large scale. Furthermore, our SEM provided robust results regarding the relationships between different dietary and lifestyle factors and three distinct sleep parameters among individuals observing RF. Although

TABLE 6 Associations between dietary and lifestyle behaviors and sleep disturbance (N = 24,541).

Eating, dietary, and lifestyle behavior	B	SE	P	Confidence intervals		f ²
Smoking	0.03	0.01	0.001	0.02	0.04	0.001
Frequent ordering of food delivery	0.01	0.01	0.29	-0.01	0.02	0.001
Frequent eating out in restaurants	0.02	0.01	0.02	0.001	0.03	0.001
Frequent computer use	-0.04	0.01	0.001	-0.05	-0.02	0.001
Physical activity	0.03	0.01	0.001	0.02	0.05	0.001
Eating vegetables, fruits, dates	0.07	0.01	0.001	0.06	0.09	0.001
Cereals, pulses, bakery products (Plant-protein sources)	0.03	0.01	0.001	0.02	0.04	0.001
Milk, fish, chicken, meat consumption (Animal-protein sources)	0.04	0.01	0.00	0.02	0.05	0.001
Oils, fats, fried food consumption	-0.01	0.01	0.28	-0.02	0.01	0.001
Sugars, carbonated beverages, energy drinks, coffee, and tea consumption (caffeine sources)	-0.01	0.01	0.13	-0.03	0.001	0.001
Adding salt, and salty snacks consumption	-0.01	0.01	0.07	-0.03	0.001	0.001
Eating homemade, traditional foods	0.05	0.01	0.001	0.03	0.06	0.001

SE, standard error; CI, confidence interval. Sleep duration (0=poor, 1=good); smoking status (0=smoker, 1=non-smoker); frequency of delivered food (0=frequent, 1=infrequent); frequency of restaurant dining (0=frequent, 1=infrequent); frequency of computer use (0=frequent, 1=infrequent); physical activity (0=insufficient, 1=sufficient); vegetables, fruits, and dates consumption (0=insufficient, 1=sufficient); cereals, pulses, and bakery products consumption (plant-protein sources) (0=insufficient, 1=sufficient); milk, fish, chicken, and meat consumption (animal-protein sources) (0=insufficient, 1=sufficient); oils, fats, and fried food consumption (0=insufficient, 1=sufficient), sugar, carbonated beverages, energy drinks, coffee, and tea consumption (0=insufficient, 1=sufficient); adding salt, and salty snacks consumption (0=insufficient, 1=sufficient); and eating homemade traditional foods (0= infrequent, 1= frequent).

TABLE 7 Comparison between the three regions (during Ramadan).

Dietary and lifestyle behaviors (Bad behaviors)	MENA region	South Asian region	Southeast Asia region	P-value
% Of smokers	85.6% ^a	91.7% ^b	88.0% ^c	0.001*
% Of frequently delivered food consumption	1.8%	2.2%	2.4%	0.107
% Of frequent restaurant dining	1.1% ^a	1.1% ^a	1.9% ^b	0.009*
% Of frequent computer use	91.4% ^a	86.1% ^b	75.9% ^c	0.001*
% Of insufficient physical activity	86.2% ^a	83.7% ^a	74.5% ^b	0.001*
% Of insufficient vegetables, fruits, and dates consumption	20.2% ^a	15.3% ^b	13.8% ^b	0.001*
% Of insufficient cereals, pulses (dried legumes), and bakery products consumption (plant-protein sources)	32.0% ^a	37.1% ^b	27.0% ^c	0.001*
% Of insufficient milk, fish, chicken, and meat consumption (animal-protein sources) consumption	19.1% ^a	20.9% ^b	14.2% ^c	0.001*
% Of frequent oils, fats, and fried food consumption	77.7% ^a	83.3% ^b	86.6% ^b	0.001*
% Of frequent sugar, carbonated beverages, energy drinks, coffee, and tea consumption (caffeine sources)	55.5% ^a	64.5% ^b	70.5% ^c	0.001*
% Of frequent adding salt, and salty snacks consumption	77.3% ^a	81.6% ^b	85.0% ^c	0.001*
% Of insufficient eating homemade traditional foods	11.2% ^a	9.7% ^b	9.8% ^{ab}	0.011*

Significant, *p < 0.05. Different letters denote a significant change.

this study had several strengths, we acknowledge that there were some limitations. First, the claim that SEM allows conclusions regarding causal relationships between dependent and independent variables has been critically revised (89); therefore, causality cannot be inferred in the present cross-sectional study. Second, all data were based on self-report and therefore may entail memory recall, which might have introduced recall and social desirability biases. In addition, depending on when participants completed the survey, the number of self-reported days fasted during Ramadan needed to be estimated if the survey was completed during Ramadan, and might not have been accurate because of unforeseen circumstances such as illness or travel. Moreover, the use of an online web-based survey and non-random, convenience sampling techniques might have introduced selection bias, meaning it is difficult to generalize the study results to all people fasting during RF. Although our questionnaire was derived from validated questionnaires, the lack of validation of the developed questionnaire in the present study might have resulted in some inaccuracies and inconsistencies. Fourth, the lack of a clear exclusion statement for participants diagnosed with eating and sleep disorders might have introduced some inaccuracies in the reported findings, although eating and sleep disorders are not very well diagnosed in many low- and middle-income population groups. Similarly, the lack of exclusion criteria for specific populations (e.g., athletes and older adults) might have decreased the homogeneity of the study population and allowed other factors to interfere with the targeted outcomes. Fifth, the lack of control non-fasting group may allow for the effect of confounding factors to impact the sleep outcomes during RF. Finally, data were collected during lockdowns because of the COVID-19 pandemic, which might have interfered with habitual dietary and lifestyle behaviors during RF in non-pandemic times (90). This is an important factor to consider as the lockdown period was reported to induce favorable and unfavorable dietary and lifestyle behaviors, as well as certain changes in circadian rhythm, PA, and sleep quality (27, 30, 31, 39).

Conclusion

The SEM analysis showed that consuming plant-based proteins and practicing PA were strongly correlated with optimal sleep duration (7–9 h) among the Muslims who were fasting during the Ramadan month. In addition, smoking was significantly linked to both increased sleep disruption and decreased sleep quality. Consumption of dates, vegetables, fruits, and plant-based proteins appeared to be related to better-quality sleep. Furthermore, better sleep quality was linked to the decreased use of electronic devices (i.e., less exposure to blue light) and decreased consumption of delivered foods at night during RF. Contradictory findings were discovered regarding the connection between the three sleep parameters and eating-in versus eating-out. These findings suggested that improving the intake of fruits, vegetables, and plant-based proteins during RF are important factors that could help improve sleep quality during the month of Ramadan. Regular practice of PA and avoiding smoking are also important factors that may aid in improving sleep among individuals who practice fasting during Ramadan.

Data availability statement

The raw data supporting the conclusions of this article will be made available by the authors, without undue reservation.

Ethics statement

The study was conducted adhering to the code of ethics of the Helsinki Guidelines. Before collecting data, the study was approved by the Social Sciences Research Ethics Committee (REC) of the United Arab Emirates University (Approval Number ERS-2021-7308) and Tehran University of Medical Science (Approval Number IR.TUMS.FNM.REC.1400.022). Furthermore, the objectives and procedures of the study were stated before seeking informed consent from participants. The patients/participants provided their written informed consent to participate in this study.

Ramadan intermittent fasting research collaborators

National Pirogov Memorial Medical University, Vinnytsia, Ukraine: Abasi-Okot Akpan Udoyen (orcid.org/0000-0002-2947-4416). Faculty of Medicine, Al Quds University, Jerusalem, Palestine: Abdelrhman Muwafaq Janem (orcid.org/0000-0002-9854-7965). Faculty of Medicine, Helwan University, Cairo, Egypt: Abdullah Taha Zayed (orcid.org/0000-0001-7502-6342). Al-Quds University, Bethlehem, Palestine: Adriana Johny Skafi (orcid.org/0000-0001-7183-9231). Faculty of Medicine, Mansoura University Behbbbit, Samannoud, Egypt: Ahmed Ashraf Elmoghazy (orcid.org/0000-0001-5313-7949). Qatar University, Mesaieed, Qatar: Ahmed Daniyal Nawaz (orcid.org/0000-0001-9424-2665). Department of Family Medicine, College of Medicine and Health Sciences, United Arab Emirates University, Al Ain, United Arab Emirates: Ahmed Juma AlKaabi. RCSI-UCD, Ayer Keroh, Malaysia: Amalin Najiha Binti Mohd Sabri. Iran Sports Medicine Research Center, Neuroscience Institute Sports Medicine Research Center, Neuroscience Institute Tehran University of Medical Sciences, Tehran, Iran: Amir Human-Hoveidaei (orcid.org/0000-0003-4607-354X). Kasr Alainy Faculty of medicine, Cairo, Egypt: Amir N. Attia (orcid.org/0000-0002-1537-3307). Kütahya University of Health Sciences, kütahya, Türkiye: Ammar Mektebi. Trinity College Dublin, Dublin, Ireland: Amna Mohammed Al Zadjali. University of Tunis El Manar, Medical School of Tunis, Military Hospital of Tunis, Tunisia: Anis Riahi (orcid.org/0000-0002-0411-983X). Department Public Health, Universitas Aupa Royhan Di Kota Padangsidimpuan, Padangsidimpuan, Indonesia: Anto Jamma Hadi (orcid.org/0000-0003-0944-5754). Orenburg state Medical University, Orenburg, Russia: Ashish Ramesh Dubey. Services Institute of Medical Sciences, Services Hospital Lahore House officer Services Institute of Medical Science, Lahore, Pakistan: Ayesha Iqbal. Lebanese university, Beirut, Lebanon: Bachar Jalal El ali. University of Aleppo, Aleppo, Syria: Bakri Yahia Roumi Jamal. Chemistry department, American University of Beirut, Beirut, Lebanon: Baraa Moujahed Hajjar. Department of Medicine, Vinnytsia National Medical University, Abuja, Nigeria: Chika Chizitelu Madekwe (orcid.org/0000-0002-5943-1636). Dentistry Programme of Mulawarman University Kerayan, Mulawarman University, Samarinda, Indonesia: Cichh Bhakti Purnamasari (orcid.org/0000-0003-1485-7817). Dentistry Programme, Mulawarman University Medical Education, Samarinda, Indonesia: Cichh Bhakti Purnamasari (orcid.org/0000-0003-1485-7817). Jordan University of Science and Technology, Irbid, Jordan: Dawlah Qasem Murshed Ahmed Saeed (orcid.org/0000-0001-8399-7923). Sbks Medical College,

Ahmedabad, India: Dhaval Maunishkumar Shah (orcid.org/0000-0001-5425-8312). Public Health Asharej, Jawarneh MPH UAEU, Al Ain, United Arab Emirates: Dima Ibrahim (orcid.org/0000-0001-9394-6572). Faculty of Medicine, Dental Medicine and Pharmacy of Fez, Sidi Mohammed Ben Abdellah University, Fez, Morocco: Diyae Khadri. College of Medicine, National University for Science and Technology, Seeb, Oman: Eman Younis Al-Fahdi (orcid.org/0000-0001-5533-5914). Ambulatory Healthcare Services, Abu Dhabi, United Arab Emirates: Fatema Al Mazrouei. Department of Family Medicine, College of Medicine and Health Sciences, United Arab Emirates University, Abu Dhabi, United Arab Emirates: Fatema Al Mazrouei. Dubai Medical College, Dubai, United Arab Emirates: Fatema Muneer Radhi (orcid.org/0000-0001-5972-3543). Dubai medical college, Dubai, United Arab Emirates: Fatema Yusuf Aljanabi (orcid.org/0000-0002-6619-1829). Ambulatory Healthcare Services, Abu Dhabi, United Arab Emirates: Fatima Al sheriff Al Zaabi. Department of Family Medicine, College of Medicine and Health Sciences, United Arab Emirates University, Abu Dhabi, United Arab Emirates: Fatima Al sheriff Al Zaabi. Department of Endocrinology Syria, Faculty of Medicine, Aleppo University Hospital, University of Aleppo, Aleppo, Syria: Fatima Alzhra Mohamed Hanifa (orcid.org/0000-0003-1320-1795). Department of surgery, Jaber alahmed hospital, Kuwait City, Kuwait: Fatma Mustafa Ridha (orcid.org/0000-0002-3152-2560). Spinghar Thoracic Surgery Kabul, Kabul, Afghanistan: Fayaz Ahmad Momand (orcid.org/0000-0003-2964-8882). College of Food and Agriculture, United Arab Emirates University, Dubai, United Arab Emirates: Fayeza Hasan (orcid.org/0000-0002-8349-1057). Alexandria faculty of medicine, General practitioner, Alexandria, Egypt: Filopater Mar Gerges (orcid.org/0000-0002-3945-7417). Department of Nutrition Science, Universitas Muhammadiyah Surakarta, Sukoharjo, Indonesia: Firmansyah Firmansyah Firmansyah (orcid.org/0000-0002-9764-3461). Tanjungpura University, Pontianak, Indonesia: Frederick Putra Wijaya (orcid.org/0000-0002-4084-5134). MidHudson Family Medicine residency, Institute for family Health Family Medicine, Centerville, United States: Hassan B Nagy (orcid.org/0000-0001-9589-1333). OnDokuz Mayis University, Samsun, Turkey: Hussam Kiwan (orcid.org/0000-0003-1464-0511). Faculty of Medical Sciences, Lebanese university, Beirut, Lebanon: Ibrahim Khaled Salah El Din (orcid.org/0000-0002-3420-1279). An-Najah National University, Nablus, Palestine: Israa Hasan Hasan (orcid.org/0000-0002-4289-4802). University of Jordan, Amman, Jordan: Jihad Firas Samhoury (orcid.org/0000-0002-4878-7362). Ondokuz Mayis University, Samsun, Turkey: Kamil Sannah (orcid.org/0000-0002-8428-5191). MPH, North South University, Dhaka, Bangladesh: Lamisa Rahman (orcid.org/0000-0002-6100-6276). Aljabili Saglik Bilimleri Üniversitesi, Istanbul, Turkey: M. Munir (orcid.org/0000-0001-8104-7078). Monash University, Fawkner, Australia: Malik Bendak (orcid.org/0000-0003-3769-3974). Ain Shams General Hospital House, Khartoum, Sudan: Maram sirelkhatim elsayed (orcid.org/0000-0003-3560-9900). Tripoli central hospital, Tripoli, Libya: Marwa Mohammed morgom. Aleppo University Hospital, Aleppo, Syria: Maya Shahadeh Alassadi (orcid.org/0000-0001-9803-3422). Faculté de Médecine et de Pharmacie de Rabat, Temara, Morocco: Meryem Gounni (orcid.org/0000-0002-0360-2176). NGHA, KAMC, Riyadh, Saudi Arabia: Moath Ahmed Aldafas (orcid.org/0000-0002-9816-0672). Surgery department (Intern doctor), Princess Basma teaching hospital, Irbid, Jordan: Mohammad Mahmoud Jarrah (orcid.org/0000-0002-3339-9295). University of Aleppo, Aleppo, Syria: Mohammad / Shahrouh (orcid.org/0000-0001-7506-9924). Medical Faculty, Paktia University, Kabul, Afghanistan: Mohammad Elyas Wardak (orcid.org/0000-0002-7584-991X). Student Research Committee, Iran Clinical Research Development Center of Imam Khomeini Hospital, Jiroft University of Medical Sciences, Jiroft, Iran: Mohammad Pourfridoni (orcid.org/0000-0002-0510-3194). College of Medicine, Qatar University, Doha, Qatar: Mohammad Zulqurnain Haider (orcid.org/0000-0003-0598-5171). Faculté de Médecine, de Pharmacie et de Médecine Dentaire de Fès, Fez, Morocco: Mohammed Chakir (orcid.org/0000-0001-5232-4435). Kas al aini Clinic, Cairo, Egypt: Mohammed Al-Rsheed mostafa Omar Abueissa (orcid.org/0000-0002-8908-9026). Department of Physiology, Alzaiem Alazhari University, Khartoum, North Sudan: Mohannad Abdalfdeel Almahie Shaban (orcid.org/0000-0002-2670-4802). Department of Human Physiology, Alzaiem Alazhari University, Khartoum, North Sudan: Mohannad Abdalfdeel Almahie Shaban (orcid.org/0000-0002-2670-4802). Ministry of Health Internship, Khartoum, Sudan: Monzir Musa Hamdan Mohammed (orcid.org/0000-0001-6385-8117). Ministry of Health, Khartoum, Sudan: Mosab Salah elmahi Ahmed (orcid.org/0000-0003-1056-1402). The Department of Statistics, The Islamia University of Bahawalpur, Bahawalpur, Pakistan: Muhammad Daniyal Khan (orcid.org/0000-0002-1415-4970). College of Medicine, Menoufia University, Al Minufiyah, Egypt: Muhammad Sameh Amer (orcid.org/0000-0002-6562-3319). Psychology Department of Behavioral Science, Rehman College of Dentistry, Peshawar, Pakistan: Muttahid Shah (orcid.org/0000-0003-3423-9549). CMHS Family Medicine, UAEU, Al Ain, United Arab Emirates: Nadirah Ghenimi Ghenimi (orcid.org/0000-0003-0897-2587). Healthcare Psychology, Abu Dhabi, United Arab Emirates: Nailah Mahmood (orcid.org/0000-0001-5834-9422). ICU department, Alexandria Main University Hospital, Alexandria, Egypt: Nermeen Mohammed Afifi (orcid.org/0000-0001-5614-3340). Mosul medical collage, Mosul, Iraq: Noran Omar Mahmood. Ondokuz Mayis University, Samsun, Turkey: Noura Ahmad Kanjo (orcid.org/0000-0002-2348-1156). Emirates Health Services, Dubai, United Arab Emirates: Rahaf Ziad Abughosh (orcid.org/0000-0003-3225-6927). Faculty of Medicine, Ain Shams University, Cairo, Egypt: Ramy Rafaat Yassa (orcid.org/0000-0002-0675-9320). Department of Nutrition, Pertamedika College of Health Sciences, Jakarta, Indonesia: Rani Rahmasari Tanuwijaya M. Gizi (orcid.org/0000-0003-3438-0614). School of Nursing and Midwifery, Tehran University of Medical Sciences, Tarbiat Modares University, Tehran, Iran: Reza Heidari-Soureshjani (orcid.org/0000-0002-1212-1171). Shadan Institute of Medical Sciences and Research Centre, Peeramcheru, India: Romana Riyaz (orcid.org/0000-0003-0113-9824). CMH Institute of Medical Sciences, Multan, Pakistan: Rutab Tareen (orcid.org/0000-0002-1215-7991). Birat Medical College and Teaching Hospital Sukhrampur, Krishnanagar, Nepal: Sajjad Ahmed Khan (orcid.org/0000-0002-5315-9934). Kuwait University, Kuwait City, Kuwait: Sana Kalim Qureshi (orcid.org/0000-0001-7640-8334). Jordan University of Science and Technology, Irbid, Jordan: Sara Mohammed Ahmed Musleh Al-Badani (orcid.org/0000-0002-6986-8647). Alexandria Faculty of Medicine, Alexandria, Egypt: Sara Nazmy Ataallah (orcid.org/0000-0002-5900-1361). College of Medicine, King Saud bin Abdulaziz University for Health Sciences, Riyadh, Saudi Arabia: Saud Mohammed Alwatban (orcid.org/0000-0003-4787-7486).

King Abdulaziz Medical City, Ministry National Guard Health Affairs, Riyadh, Saudi Arabia: Saud Mohammed Alwatban (orcid.org/0000-0003-4787-7486). King Abdullah International Medical Research Center, Riyadh, Saudi Arabia: Saud Mohammed Alwatban (orcid.org/0000-0003-4787-7486). Nangarhar Medical Faculty, Timergara, Pakistan: Sayed Mustafa Kamal (orcid.org/0000-0002-7098-8443). Khatam-Al-Nabieen University, Kabul, Afghanistan: Shams Ul Haq n/a Noori (orcid.org/0000-0002-8249-2023). University of Debrecen, Debrecen, Hungary: Somto Judith Okafor (orcid.org/0000-0001-9455-2348). Faculté de médecine d'Alger, Algiers, Algeria: Tadjadit Lydia (orcid.org/0000-0002-0294-3438). Sultan Qaboos University (Oman), Seeb, Oman: Tariq Ali Al Habsi (orcid.org/0000-0001-9010-8856). JSS Medical College, Mysore General Medicine, Kannur, India: Tejaswini Ashok (orcid.org/0000-0002-5888-0106). Jimma University, Jimma, Ethiopia: Tujuba Diribsa Benti (orcid.org/0000-0001-8453-5755). DNB GEM Hospital General Medicine, Chennai, India: Waseem N Ahmed (orcid.org/0000-0002-1687-922X). An-Najah National University, Bethlehem, Palestine: Yazan William Giacaman (orcid.org/0000-0002-3277-2481). MWACP West African College of Physicians, Federal Neuropsychiatric Hospital, Maiduguri, Nigeria: Yesiru Adeyemi KAREEM (orcid.org/0000-0001-5569-6592). MBBCh Dubai Medical College, Manama, Bahrain: Zainab Sadeq AlRabeea (orcid.org/0000-0002-8656-4557).

Author contributions

All authors provide substantial contributions to the conception or design of the work or the acquisition, analysis, or interpretation of data for the work, drafting the work or revising it critically for important intellectual content. The collaborators were involved in collecting the data, revising the manuscript critically, and finalizing and approving the final version.

References

- World Population Review. *Muslim Population by Country*. (2022). Available online at: <https://worldpopulationreview.com/>
- Abdelrahim D, Faris ME, Hassanein M, Shakir AZ, Yusuf AM, Almeneessier AS, et al. Impact of Ramadan diurnal intermittent fasting on hypoglycemic events in patients with type 2 diabetes: a systematic review of randomized controlled trials and observational studies. *Front Endocrinol (Lausanne)*. (2021) 12:624423. doi: 10.3389/fendo.2021.624423
- Osman F, Haldar S, Henry CJ. Effects of time-restricted feeding during Ramadan on dietary intake, body composition and metabolic outcomes. *Nutrients*. (2020) 12:2478. doi: 10.3390/nu12082478
- Sakr AH. Fasting in Islam. *J Am Diet Assoc*. (1975) 67:17–21. doi: 10.1016/S0002-8223(21)14634-6
- Ismail S, Manaf RA, Mahmud A. Comparison of time-restricted feeding and Islamic fasting: a scoping review. *East Mediterr Health J*. (2019) 25:239–45. doi: 10.26719/emhj.19.011
- De Cabo R, Mattson MP. Effects of intermittent fasting on health, aging, and disease. *N Engl J Med*. (2019) 381:2541–51. doi: 10.1056/NEJMr1905136
- Patterson RE, Sears DD. Metabolic effects of intermittent fasting. *Annu Rev Nutr*. (2017) 37:371–93. doi: 10.1146/annurev-nutr-071816-064634
- Obaideen K, Abu Shihab KH, Madkour MI, Faris ME. Seven decades of Ramadan intermittent fasting research: bibliometrics analysis, global trends, and future directions. *Diabetes Metab Syndr Clin Res Rev*. (2022) 16:102566. doi: 10.1016/j.dsx.2022.102566
- Faris M, Jahrami HA, Alsibai J, Obaideen AA. Impact of Ramadan diurnal intermittent fasting on metabolic syndrome components in healthy, non-athletic Muslim people aged over 15 years: a systematic review and meta-analysis. *Br J Nutr*. (2019) 123:1–51. doi: 10.1017/S000711451900254X
- Jahrami HA, Alsibai J, Clark CC, Faris ME. A systematic review, meta-analysis, and meta-regression of the impact of diurnal intermittent fasting during Ramadan on body weight in healthy subjects aged 16 years and above. *Eur J Nutr*. (2020) 59:2291–316. doi: 10.1007/s00394-020-02216-1
- Fernando H, Zibellini J, Harris R, Seimon R, Sainsbury A. Effect of Ramadan fasting on weight and body composition in healthy non-athlete adults: a systematic review and meta-analysis. *Nutrients*. (2019) 11:478. doi: 10.3390/nu11020478
- Faris M, Madkour MI, Obaideen AK, Dalah EZ, Hasan HA, Radwan HM, et al. Effect of Ramadan diurnal fasting on visceral adiposity and serum adipokines in overweight and obese individuals. *Diabetes Res Clin Pract*. (2019) 153:166–75. doi: 10.1016/j.diabres.2019.05.023
- Faris M, Jahrami HA, Obaideen AA, Madkour MI. Impact of diurnal intermittent fasting during Ramadan on inflammatory and oxidative stress markers in healthy people: systematic review and meta-analysis. *J Nutr Intermed Metab*. (2019) 15:18–26. doi: 10.1016/j.jnim.2018.11.005
- Faris M, Jahrami H, BaHammam A, Kalaji Z, Madkour M, Hassanein M. A systematic review, meta-analysis, and meta-regression of the impact of diurnal intermittent fasting during Ramadan on glucometabolic markers in healthy subjects. *Diabetes Res Clin Pract*. (2020) 165:108226.
- Faris M, Jahrami H, Abdelrahim D, Bragazzi N, BaHammam A. The effects of Ramadan intermittent fasting on liver function in healthy adults: a systematic review, meta-analysis, and meta-regression. *Diabetes Res Clin Pract*. (2021) 178:108951. doi: 10.1016/j.diabres.2021.108951

Acknowledgments

We thank the study participants and Katia Abu Shihab for her critical revision of the final version. We also thank the University of Sharjah librarian, Mr. Nadeem Rafiq, for providing the requested references for the present work.

Conflict of interest

The authors declare that the research was conducted in the absence of any commercial or financial relationships that could be construed as a potential conflict of interest.

Publisher's note

All claims expressed in this article are solely those of the authors and do not necessarily represent those of their affiliated organizations, or those of the publisher, the editors and the reviewers. Any product that may be evaluated in this article, or claim that may be made by its manufacturer, is not guaranteed or endorsed by the publisher.

Supplementary material

The Supplementary Material for this article can be found online at: <https://www.frontiersin.org/articles/10.3389/fnut.2023.1040355/full#supplementary-material>

16. Al-Rawi N, Madkour M, Jahrami H, Salahat D, Alhasan F, BaHammam A, et al. Effect of diurnal intermittent fasting during Ramadan on ghrelin, leptin, melatonin, and cortisol levels among overweight and obese subjects: a prospective observational study. *PLoS One*. (2020) 15:e0237922. doi: 10.1371/journal.pone.0237922
17. Almeneessier AS, Bahammam AS, Sharif MM, Bahammam SA, Nashwan SZ, Perumal SR, et al. The influence of intermittent fasting on the circadian pattern of melatonin while controlling for caloric intake, energy expenditure, light exposure, and sleep schedules: a preliminary report. *Ann Thorac Med*. (2017) 12:183. doi: 10.4103/atm.ATM_15_17
18. Jahrami H, BaHammam A, Kalaji Z, Madkour M, Hassanein M. A systematic review, meta-analysis, and meta-regression of the impact of diurnal intermittent fasting during Ramadan on glucometabolic markers in healthy subjects. *Diabetes Res Clin Pract*. (2020) 165:108226.
19. Qasrawi SO, Pandi-Perumal SR, BaHammam AS. The effect of intermittent fasting during Ramadan on sleep, sleepiness, cognitive function, and circadian rhythm. *Sleep Breath*. (2017) 21:577–86. doi: 10.1007/s11325-017-1473-x
20. Faris ME, Jahrami HA, Alhayki FA, Alkhwaja NA, Ali AM, Aljeeb SH, et al. Effect of diurnal fasting on sleep during Ramadan: a systematic review and meta-analysis. *Sleep Breath*. (2020) 24:771–82. doi: 10.1007/s11325-019-01986-1
21. Shatila H, Baroudi M, Ahmad RES, Chehab R, Forman MR, Abbas N, et al. Impact of Ramadan fasting on dietary intakes among healthy adults: a year-round comparative study. *Front Nutr*. (2021) 8:689788. doi: 10.3389/fnut.2021.689788
22. Chattu VK, Sakhamuri SM, Kumar R, Spence DW, BaHammam AS, Pandi-Perumal SR. Insufficient sleep syndrome: is it time to classify it as a major noncommunicable disease? *Sleep Sci*. (2018) 11:56–64. doi: 10.5935/1984-0063.20180013
23. Almeneessier AS, Pandi-Perumal SR, BaHammam AS. Intermittent fasting, insufficient sleep, and circadian rhythm: interaction and effects on the cardiometabolic system. *Curr Sleep Medicine Rep*. (2018) 4:179–95. doi: 10.1007/s40675-018-0124-5
24. Faris ME, Vitiello MV, Abdelrahim DN, Cheikh Ismail L, Jahrami HA, Khaleel S, et al. Eating habits are associated with subjective sleep quality outcomes among university students: findings of a cross-sectional study. *Sleep Breath*. (2022) 26:1365–76. doi: 10.1007/s11325-021-02506-w
25. Masaad AA, Yusuf AM, Shakir AZ, Khan MS, Khaleel S, Cheikh Ismail L, et al. Sleep quality and dietary inflammatory index among university students: a cross-sectional study. *Sleep Breath*. (2021) 25:2221–9. doi: 10.1007/s11325-020-02169-z
26. Chaabane S, Chaabna K, Abraham A, Mamtani R, Cheema S. Physical activity and sedentary behaviour in the middle east and North Africa: an overview of systematic reviews and meta-analysis. *Sci Rep*. (2020) 10:1–24. doi: 10.1038/s41598-020-66163-x
27. Romdhani M, Rae DE, Nédélec M, Ammar A, Chtourou H, Al Horani R, et al. COVID-19 lockdowns: a worldwide survey of circadian rhythms and sleep quality in 3911 athletes from 49 countries, with data-driven recommendations. *Sports Med*. (2022) 52:1433–48. doi: 10.1007/s40279-021-01601-y
28. Peltzer K, Pengpid S. Sleep duration, sleep quality, body mass index, and waist circumference among young adults from 24 low-and middle-income and two high-income countries. *Int J Environ Res Public Health*. (2017) 14:566. doi: 10.3390/ijerph14060566
29. Azizi F, Hadaegh F, Hosseinpahan F, Mirmiran P, Amouzegar A, Abdi H, et al. Metabolic health in the middle east and North Africa. *Lancet Diabetes Endocrinol*. (2019) 7:866–79. doi: 10.1016/S2213-8587(19)30179-2
30. Trabelsi K, Ammar A, Masmoudi L, Boukhris O, Chtourou H, Bouaziz B, et al. Sleep quality and physical activity as predictors of mental wellbeing variance in older adults during COVID-19 lockdown: ECLB COVID-19 international online survey. *Int J Environ Res Public Health*. (2021) 18:4329. doi: 10.3390/ijerph18084329
31. Trabelsi K, Ammar A, Masmoudi L, Boukhris O, Chtourou H, Bouaziz B, et al. Globally altered sleep patterns and physical activity levels by confinement in 5056 individuals: ECLB COVID-19 international online survey. *Biol Sport*. (2021) 38:495–506. doi: 10.5114/biolSport.2021.101605
32. Sibai AM, Nasreddine L, Mokdad AH, Adra N, Tabet M, Hwalla N. Nutrition transition and cardiovascular disease risk factors in middle east and North Africa countries: reviewing the evidence. *Ann Nutr Metab*. (2010) 57:193–203. doi: 10.1159/000321527
33. Gilbert PA, Khokhar S. Changing dietary habits of ethnic groups in Europe and implications for health. *Nutr Rev*. (2008) 66:203–15. doi: 10.1111/j.1753-4887.2008.00025.x
34. Ismail LC, Osaili TM, Mohamad MN, Al Marzuqi A, Jarrar AH, Zampelas A, et al. Assessment of eating habits and lifestyle during the coronavirus 2019 pandemic in the middle east and North Africa region: a cross-sectional study. *Br J Nutr*. (2021) 126:757–66. doi: 10.1017/S0007114520004547
35. World Medical Association. Declaration of Helsinki. Ethical principles for medical research involving human subjects. *Jahrb Für Wiss Und Ethik*. (2009) 14:233–8. doi: 10.1515/9783110208856.233
36. Wild D, Grove A, Martin M, Eremenco S, McElroy S, Verjee-Lorenz A, et al. Principles of good practice for the translation and cultural adaptation process for patient-reported outcomes (PRO) measures: report of the ISPOR task force for translation and cultural adaptation. *Value Health*. (2005) 8:94–104. doi: 10.1111/j.1524-4733.2005.04054.x
37. Masjedi MR, Ainy E, Zayeri F, Paydar R. Cigarette and hookah smoking in adolescent students using world health organization questionnaire global youth tobacco survey (GYTS): a pilot study in Varamin City, Iran in 2016. *Asian Pac J Cancer Prev*. (2020) 21:3033–7. doi: 10.31557/APJCP.2020.21.10.3033
38. World Health Organization. *Global Youth Tobacco Survey (GYTS), Bhutan Report, 2013*. Geneva: World Health Organization (2015).
39. Deschasaux-Tanguy M, Druésne-Pecollo N, Esseddik Y, De Edelenyi FS, Allès B, Andreeva VA, et al. Diet and physical activity during the coronavirus disease 2019 (COVID-19) lockdown (March–May 2020): results from the French nutrinet-santé cohort study. *Am J Clin Nutr*. (2021) 113:924–38. doi: 10.1093/ajcn/nqaa336
40. Osler M, Heitmann B. The validity of a short food frequency questionnaire and its ability to measure changes in food intake: a longitudinal study. *Int J Epidemiol*. (1996) 25:1023–9. doi: 10.1093/ije/25.5.1023
41. Lee PH, Macfarlane DJ, Lam TH, Stewart SM. Validity of the international physical activity questionnaire short form (IPAQ-SF): a systematic review. *Int J Behav Nutr Phys Act*. (2011) 8:115. doi: 10.1186/1479-5868-8-115
42. Pejtersen JH, Kristensen TS, Borg V, Bjorner JB. The second version of the Copenhagen psychosocial questionnaire. *Scand J Public Health*. (2010) 38:8–24. doi: 10.1177/1403494809349858
43. World Health Organization. *Body Mass Index-BMI*. Geneva: World Health Organization (2022).
44. Rose S. *The growing Size and Incomes of the Upper Middle Class*. (Vol. 21). Washington, DC: Urban Institute (2016). p. 10
45. Centers for Disease Control and Prevention Government Agency. *Sleep and Sleep Disorders/How Much Sleep Do I Need?*. Atlanta, GA: Centers for Disease Control and Prevention Government Agency (2022).
46. Panel CC, Watson NF, Badr MS, Belenky G, Bliwise DL, Buxton OM, et al. Recommended amount of sleep for a healthy adult: a joint consensus statement of the American academy of sleep medicine and sleep research society. *J Clin Sleep Med*. (2015) 11:591–2. doi: 10.5664/jcs.4758
47. Beran TN, Violato C. Structural equation modeling in medical research: a primer. *BMC Res Notes*. (2010) 3:267. doi: 10.1186/1756-0500-3-267
48. Fan Y, Chen J, Shirkey G, John R, Wu SR, Park H, et al. Applications of structural equation modeling (SEM) in ecological studies: an updated review. *Ecol Processes*. (2016) 5:19. doi: 10.1186/s13717-016-0063-3
49. Ringle CM, Wende S, Becker JM. *SmartPLS*. Boenningstedt: SmartPLS GmbH (2015).
50. David Garson G. *Partial Least Squares: Regression & Structural Equation Models*. Raleigh, NC: Statistical Publishing Associates (2016).
51. Henseler J, Ringle CM, Sarstedt M. A new criterion for assessing discriminant validity in variance-based structural equation modeling. *J Acad Mark Sci*. (2015) 43:115–35. doi: 10.1007/s11747-014-0403-8
52. Hair JF Jr, Hult GTM, Ringle CM, Sarstedt M. *A Primer on Partial Least Squares Structural Equation Modeling (PLS-SEM)*. Thousand Oaks, CA: Sage publications (2021). doi: 10.1007/978-3-030-80519-7
53. Naja F, Hasan H, Khadem SH, Buanq MA, Al-Mulla HK, Aljassmi AK, et al. Adherence to the Mediterranean diet and its association with sleep quality and chronotype among youth: a cross-sectional study. *Front Nutr*. (2022) 8:805955. doi: 10.3389/fnut.2021.805955
54. Brar K, Minaker LM. Geographic reach and nutritional quality of foods available from mobile online food delivery service applications: novel opportunities for retail food environment surveillance. *BMC Public Health*. (2021) 21:458. doi: 10.1186/s12889-021-10489-2
55. Lachat C, Nago E, Verstraeten R, Roberfroid D, Van Camp J, Kolsteren P. Eating out of home and its association with dietary intake: a systematic review of the evidence. *Obes Rev*. (2012) 13:329–46. doi: 10.1111/j.1467-789X.2011.00953.x
56. Jaworowska A, Blackham T, Davies IG, Stevenson L. Nutritional challenges and health implications of takeaway and fast food. *Nutr Rev*. (2013) 71:310–8. doi: 10.1111/nure.12031
57. Min C, Kim H-J, Park I-S, Park B, Kim J-H, Sim S, et al. The association between sleep duration, sleep quality, and food consumption in adolescents: a cross-sectional study using the Korea youth risk behavior web-based survey. *BMJ Open*. (2018) 8:e022848. doi: 10.1136/bmjopen-2018-022848
58. Cao M, Zhu Y, Sun F, Luo J, Jing J. Short sleep duration is associated with specific food intake increase among school-aged children in China: a national cross-sectional study. *BMC Public Health*. (2019) 19:558. doi: 10.1186/s12889-019-6739-8
59. Hever J, Cronise RJ. Plant-based nutrition for healthcare professionals: implementing diet as a primary modality in the prevention and treatment of chronic disease. *J Geriatr Cardiol*. (2017) 14:355–68.
60. Zuraikat FM, Makarem N, St-Onge M-P, Xi H, Akkapeddi A, Aggarwal B. A Mediterranean dietary pattern predicts better sleep quality in US women from the American heart association go red for women strategically focused research network. *Nutrients*. (2020) 12:2830. doi: 10.3390/nu12092830
61. St-Onge M-P, Mikic A, Pietrolungo CE. Effects of diet on sleep quality. *Adv Nutr*. (2016) 7:938–49. doi: 10.3945/an.116.012336
62. Chiu Y-L, Chuang Y-F, Fang K-C, Liu S-K, Chen H-Y, Yang J-Y, et al. Higher systemic inflammation is associated with poorer sleep quality in stable haemodialysis patients. *Nephrol Dial Transplant*. (2009) 24:247–51. doi: 10.1093/ndt/gfn439

63. D'Antonio B, Bouchard V. Impaired sleep quality is associated with concurrent elevations in inflammatory markers: are post-menopausal women at greater risk? *Biol Sex Differ.* (2019) 10:34. doi: 10.1186/s13293-019-0250-x
64. Dzierzewski JM, Donovan EK, Kay DB, Sannes TS, Bradbrook KE. Sleep inconsistency and markers of inflammation. *Front Neurol.* (2020) 11:1042. doi: 10.3389/fneur.2020.01042
65. Banno M, Harada Y, Taniguchi M, Tobita R, Tsujimoto H, Tsujimoto Y, et al. Exercise can improve sleep quality: a systematic review and meta-analysis. *PeerJ.* (2018) 6:e5172. doi: 10.7717/peerj.5172
66. Wang F, Boros S. The effect of physical activity on sleep quality: a systematic review. *Eur J Physiother.* (2021) 23:11–8. doi: 10.1080/21679169.2019.1623314
67. Flynn MG, McFarlin BK, Markofski MM. State of the art reviews: the anti-inflammatory actions of exercise training. *Am J Lifestyle Med.* (2007) 1:220–35. doi: 10.1177/1559827607300283
68. Booth FW, Roberts CK, Laye MJ. Lack of exercise is a major cause of chronic diseases. *Compr Physiol.* (2012) 2:1143. doi: 10.1002/cphy.c110025
69. Ammar K, Hermassi S, Kolahi A, Mansournia MA, Jahrami H, Boukhris O, et al. Global disease burden attributed to low physical activity in 204 countries and territories from 1990 to 2019: insights from the global burden of disease 2019 study. *Biol Sport.* (2023) 40:835–55. doi: 10.5114/biolsport.2023.121322
70. Liao Y, Xie L, Chen X, Kelly BC, Qi C, Pan C, et al. Sleep quality in cigarette smokers and nonsmokers: findings from the general population in central China. *BMC Public Health.* (2019) 19:808. doi: 10.1186/s12889-019-6929-4
71. Sabanayagam C, Shankar A. The association between active smoking, smokeless tobacco, second-hand smoke exposure and insufficient sleep. *Sleep Med.* (2011) 12:7–11. doi: 10.1016/j.sleep.2010.09.002
72. Elisia I, Lam V, Cho B, Hay M, Li MY, Yeung M, et al. The effect of smoking on chronic inflammation, immune function and blood cell composition. *Sci Rep.* (2020) 10:1–16. doi: 10.1038/s41598-020-76556-7
73. Lee J, Taneja V, Vassallo R. Cigarette smoking and inflammation: cellular and molecular mechanisms. *J Dent Res.* (2012) 91:142–9. doi: 10.1177/0022034511421200
74. Zaidalkilani AT, Alhaj OA, Serag El-Dine MF, Fekih-Romdhane F, AlRasheed MM, Jahrami HA, et al. Arab Women adherence to the Mediterranean diet and insomnia. *Medicina.* (2021) 58:17. doi: 10.3390/medicina58010017
75. Kim E-K, Kim H, Vijayakumar A, Kwon O, Chang N. Associations between fruit and vegetable, and antioxidant nutrient intake and age-related macular degeneration by smoking status in elderly Korean men. *Nutr J.* (2017) 16:1–9. doi: 10.1186/s12937-017-0301-2
76. Astori E, Garavaglia ML, Colombo G, Landoni L, Portinaro NM, Milzani A, et al. Antioxidants in smokers. *Nutr Res Rev.* (2022) 35:70–97. doi: 10.1017/S0954422421000093
77. Myles IA. Fast food fever: reviewing the impacts of the western diet on immunity. *Nutr J.* (2014) 13:1–17. doi: 10.1186/1475-2891-13-61
78. D'Angelo S, Motti ML, Meccariello R. ω -3 and ω -6 polyunsaturated fatty acids, obesity and cancer. *Nutrients.* (2020) 12:2751. doi: 10.3390/nu12092751
79. Rafique N, Al-Asoom LI, Alsunni AA, Saudagar FN, Almulhim L, Alkaltham G. Effects of mobile use on subjective sleep quality. *Nat Sci Sleep.* (2020) 12:357. doi: 10.2147/NSS.S253375
80. Höhn C, Schmid SR, Plamberger CP, Bothe K, Angerer M, Gruber G, et al. Preliminary results: the impact of smartphone use and short-wavelength light during the evening on circadian rhythm, sleep and alertness. *Clocks Sleep.* (2021) 3:66–86. doi: 10.3390/clockssleep3010005
81. Vandewalle G, Maquet P, Dijk DJ. Light as a modulator of cognitive brain function. *Trends Cogn Sci.* (2009) 13:429–38. doi: 10.1016/j.tics.2009.07.004
82. Hannibal J, Christiansen AT, Heegaard S, Fahrenkrug J, Kiilgaard JF. Melanopsin expressing human retinal ganglion cells: subtypes, distribution, and intraretinal connectivity. *J Comp Neurol.* (2017) 525:1934–61. doi: 10.1002/cne.24181
83. Zhan Y, Ma H, Feng Y, Wang Y, Wu S, Cai S, et al. Dietary patterns in relation to gestational depression and sleep disturbance in Chinese pregnant women. *J Obstet Gynaecol Res.* (2020) 46:2618–28. doi: 10.1111/jog.14508
84. Segovia-Siapco G, Khayef G, Pribis P, Oda K, Haddad E, Sabaté J. Animal protein intake is associated with general adiposity in adolescents: the teen food and development study. *Nutrients.* (2019) 12:110. doi: 10.3390/nu12010110
85. Macho-González A, Garcimartín A, López-Oliva ME, Bastida S, Benedi J, Ros G, et al. Can meat and meat-products induce oxidative stress? *Antioxidants (Basel).* (2020) 9:638. doi: 10.3390/antiox9070638
86. Miller V, Reedy J, Cudhea F, Zhang J, Shi P, Erndt-Marino J, et al. Global, regional, and national consumption of animal-source foods between 1990 and 2018: findings from the global dietary database. *Lancet Planet Health.* (2022) 6:e243–56.
87. Teodorowicz M, Hendriks WH, Wichers HJ, Savelkoul HFJ. Immunomodulation by processed animal feed: the role of maillard reaction products and advanced glycation end-products (AGEs). *Front Immunol.* (2018) 9:2088. doi: 10.3389/fimmu.2018.02088
88. Lana A, Struijk EA, Arias-Fernandez L, Graciani A, Mesas AE, Rodriguez-Artalejo F, et al. Habitual meat consumption and changes in sleep duration and quality in older adults. *Aging Dis.* (2019) 10:267–77. doi: 10.14336/AD.2018.0503
89. Bollen KA, Pearl J. Eight myths about causality and structural equation models. In: Morgan SL editor. *Handbook of Causal Analysis for Social Research.* (New York, NY: Springer) (2013). p. 301–28. doi: 10.1007/978-94-007-6094-3_15
90. Washif J, Pyne DB, Sandbakk Ø, Trabelsi K, Aziz AR, Beaven C, et al. Ramadan intermittent fasting induced poorer training practices during the COVID-19 lockdown: a global cross-sectional study with 5529 athletes from 110 countries. *Biol Sport.* (2022) 39:1103–15. doi: 10.5114/biolsport.2022.117576