

This is an Open Access document downloaded from ORCA, Cardiff University's institutional repository: <https://orca.cardiff.ac.uk/id/eprint/157718/>

This is the author's version of a work that was submitted to / accepted for publication.

Citation for final published version:

Harnedy, James, Maashi, Hussain A., El Gehani, Albara A. M. A., Burns, Matthew and Morrill, Louis C. 2023. Deconstructive functionalization of unstrained cycloalkanols via electrochemically generated aromatic radical cations. *Organic Letters* 25 (9) , pp. 1486-1490. 10.1021/acs.orglett.3c00219 file

Publishers page: <https://doi.org/10.1021/acs.orglett.3c00219>

Please note:

Changes made as a result of publishing processes such as copy-editing, formatting and page numbers may not be reflected in this version. For the definitive version of this publication, please refer to the published source. You are advised to consult the publisher's version if you wish to cite this paper.

This version is being made available in accordance with publisher policies. See <http://orca.cf.ac.uk/policies.html> for usage policies. Copyright and moral rights for publications made available in ORCA are retained by the copyright holders.



Deconstructive Functionalization of Unstrained Cycloalkanols via Electrochemically Generated Aromatic Radical Cations

James Harnedy, Hussain A. Maashi, Albara A. M. A. El Gehani, Matthew Burns, and Louis C. Morrill*



Cite This: *Org. Lett.* 2023, 25, 1486–1490



Read Online

ACCESS |



Metrics & More

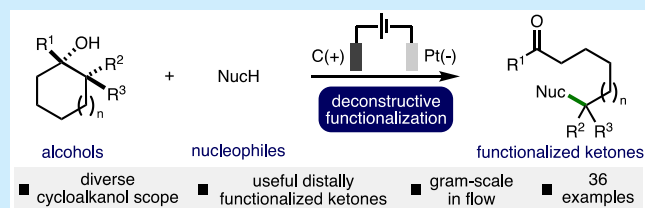


Article Recommendations



Supporting Information

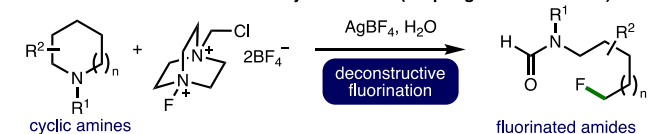
ABSTRACT: Herein we report an electrochemical approach for the deconstructive functionalization of cycloalkanols, where various alcohols, carboxylic acids, and *N*-heterocycles are employed as nucleophiles. The method has been demonstrated across a broad range of cycloalkanol substrates, including various ring sizes and substituents, to access useful remotely functionalized ketone products (36 examples). The method was demonstrated on a gram scale via single-pass continuous flow, which exhibited increased productivity in relation to the batch process.



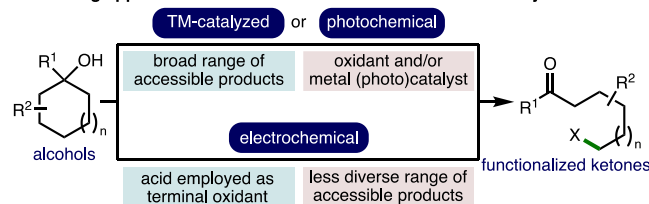
In synthetic chemistry, molecular complexity is most commonly established through the sequential construction of new bonds over multiple steps. However, an alternative approach, deconstructive functionalization,¹ provides a complementary method to rapidly access structurally complex and functional molecular fragments that would often be challenging, or impossible, to access using existing synthetic methods.² As a representative example of this strategy, in 2018, Sarpong and co-workers reported the deconstructive fluorination of readily accessible unstrained cyclic amines, which provided convenient access to valuable remotely fluorinated amides in one step (Scheme 1A).³ Within this domain, the deconstructive functionalization of cycloalkanols has received considerable attention due to the prevalence of the alcohol functional group in naturally occurring compounds, pharmaceuticals, agrochemicals, dyes, fragrances, polymers, functional materials, and catalysts, combined with its ease of installation within molecules (Scheme 1B).⁴ Such transformations often proceed via the generation of highly reactive electrophilic alkoxy radical intermediates, which can undergo β -scission of strong β -C-C σ -bonds to form a carbonyl functionality in addition to nucleophilic carbon-centered radicals, which subsequently participate in various bond-forming processes.⁵ Despite providing access to a broad range of useful remotely functionalized carbonyl compounds, many of these approaches require the use of stoichiometric oxidants (e.g., $K_2S_2O_8$ or hypervalent iodine reagents) and/or precious metal (photo)-catalysts.⁶ However, building upon pioneering work by Nikishin and co-workers,⁷ several research groups have reported electrochemical approaches for the deconstructive functionalization of cycloalkanols,⁸ which typically employ acid as the terminal oxidant and generate hydrogen gas as a byproduct. Despite these advances, most existing electrochemical approaches are characterized by limitations relating to the cycloalkanol ring size and/or the types of functionaliza-

Scheme 1. Context

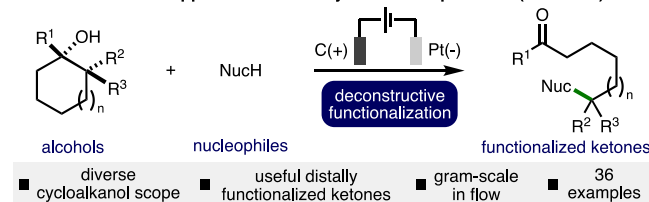
A. Deconstructive fluorination of cyclic amines (Sarpong and co-workers)



B. Existing approaches for deconstructive functionalization of cycloalkanols




C. Electrochemical approach to diversify accessible products (this work)



tions possible, which impacts negatively the breadth of accessible products. For example, our previously developed Mn-catalyzed deconstructive chlorination method was limited

Received: January 20, 2023

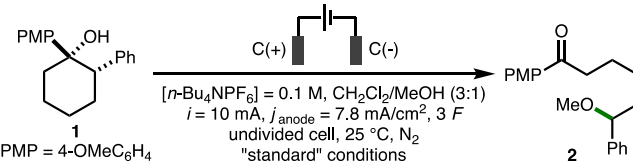
Published: February 27, 2023



to 3- and 4-membered cycloalkanols,⁹ whereas we recently described an alternative approach enabled by proton-coupled electron transfer, which tolerated cycloalkanols of various ring sizes, but was predominately limited to deconstructive bromination.¹⁰ As part of our ongoing interest in the development of new electrochemical methodologies¹¹ and with a view to addressing the aforementioned limitations, herein we report an alternative electrochemical method for the deconstructive functionalization of cycloalkanols via the formation of aromatic radical cations and the associated weakening/breaking of β -C-C σ -bonds. This approach tolerates a broad range of ring sizes and employs nucleophiles, including alcohols, carboxylic acids, and *N*-heterocycles, to generate a more diverse array of valuable remotely functionalized ketones (Scheme 1C).

The optimized electrochemical reaction conditions for the deconstructive methoxylation of cyclohexanol **1** ($E_{p/2} = 1.08$ V vs Fc/Fc⁺) employed *n*-Bu₄NPF₆ as the supporting electrolyte in CH₂Cl₂/MeOH (3:1, [1] = 0.05 M), galvanostatic conditions ($i = 10$ mA, $j_{\text{anode}} = 7.8$ mA/cm², 3 F), and graphite electrodes in an undivided cell at 25 °C under N₂, which gave ϵ -methoxy ketone **2** in 67% NMR yield (Table 1,

Table 1. Optimization of the Electrochemical Process^a



| entry | variation from "standard" conditions | yield ^b (%) |
|-------|--|----------------------------------|
| 1 | none | 67 (61) |
| 2 | no electricity | <2 |
| 3 | $E_{\text{cell}} = 4.5$ V | 54 |
| 4 | $i = 7.5$ mA or 12.5 mA | 66, 62 |
| 5 | Pt foil cathode | 60 |
| 6 | Pt foil or RVC as anode | 56, 49 |
| 7 | [<i>n</i> -Bu ₄ ClO ₄] = 0.1 M as supporting electrolyte | 61 |
| 8 | [<i>n</i> -Bu ₄ NPF ₆] = 0.05 M | 45 |
| 9 | [1] = 0.033 or 0.1 M | 63, ^c 54 ^d |
| 10 | CH ₂ Cl ₂ /MeOH (1:1) or CH ₂ Cl ₂ /MeOH (5:1) | 55, 41 |
| 11 | MeCN/MeOH (3:1) as solvent | 37 |
| 12 | 2 F or 4 F | 49, 54 |

^aReactions performed with 0.3 mmol of **1** using the ElectroSyn 2.0 batch electrochemical reactor. [1] = 0.05 M. ^bAs determined by ¹H NMR analysis of the crude reaction mixture with 1,3,5-trimethylbenzene as the internal standard. Isolated yield given in parentheses. ^c1 (0.2 mmol). ^d1 (0.6 mmol).

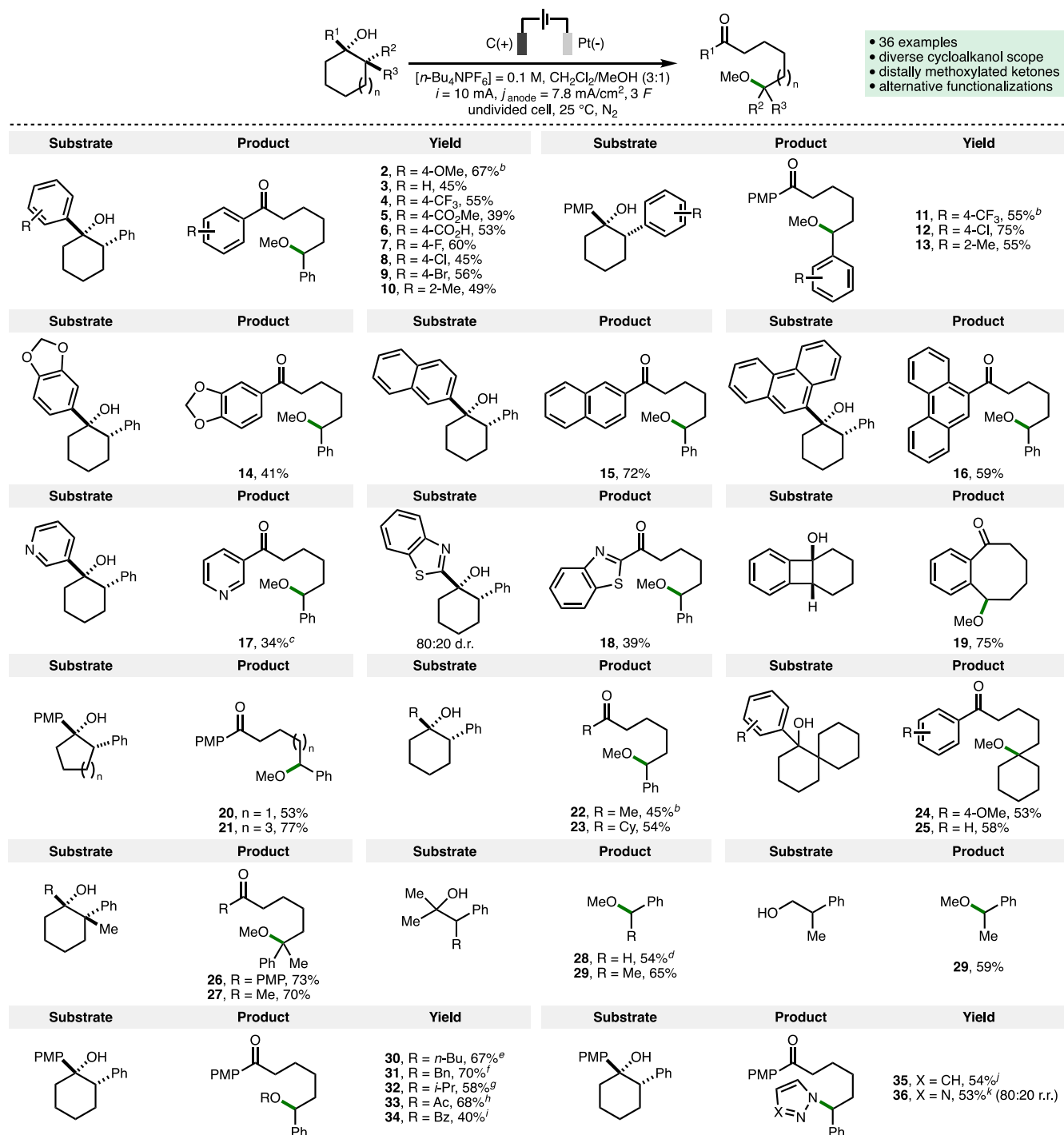
entry 1).¹² No product formation and quantitative recovery of **1** was observed in the absence of electricity (entry 2). Employing a constant cell potential ($E_{\text{cell}} = 4.5$ V) resulted in only 54% conversion to **2** after 3 F of charge was passed (entry 3). Alterations to the current applied ($i = 7.5$ or 12.5 mA) lowered the yield of **2** (entry 4), as did variation of electrode materials (entries 5 and 6), electrolyte (entry 7), electrolyte/substrate concentration (entries 8 and 9), solvent mixture (entries 10 and 11), and the amount of charge passed (entry 12).

With the optimized electrochemical reaction conditions in hand, the substrate scope of the deconstructive methoxylation process was investigated (Scheme 2). For this purpose, the

cathode material was switched from graphite to Pt foil, which was found to give consistently higher product yields across a range of substrates. Initially, it was found that a selection of substituents and functional groups were tolerated on the aromatic rings present at both the 1- and 2-positions of the cyclohexanol substrates, which gave products **2–14** in good yields. These included electron-releasing groups (e.g., 4-OMe), electron-withdrawing groups (e.g., 4-CF₃, 4-CO₂Me, and 4-CO₂H), and halogens (e.g., 4-F, 4-Cl, and 4-Br). Cyclohexanol substrates bearing extended aromatic systems (2-naphthyl, 9-phenanthrenyl) and heteroaromatics (3-pyridyl, 2-benzothiazolyl) were also converted into the corresponding ϵ -methoxy ketones **15–18**. In addition to cyclohexanols, it was found that 4-, 5-, and 7-membered cycloalkanols also participated in deconstructive methoxylation to give products **19–21** in 53–77% yields. The aromatic rings at both the 1- and 2-positions of the cyclohexanol scaffold could be replaced by alkyl groups, which provided access to products **22–25**. Furthermore, the formation of products **24–27** in good yields (53–73%) illustrated that a benzylic C–H bond is not required for the electrochemical deconstructive methoxylation process to occur. Acyclic tertiary and primary homobenzylic alcohols also underwent deconstructive methoxylation to give ethers **28** and **29** in good yields, which generated acetone and formaldehyde as byproducts, respectively. Substitution of the methanol cosolvent for other alcohols, namely, *n*-butanol, benzyl alcohol, and isopropanol, enabled the formation of ether products **30–32** in 58–70% yields. When CH₂Cl₂/AcOH (23:1) was employed as a solvent mixture in combination with *n*-Bu₄NOAc as the supporting electrolyte, 68% conversion to acetate ester **33** was observed. Similarly, benzoate ester **34** was accessed by using benzoic acid in combination with *n*-Bu₄NOBz. Finally, pyrazole and 1,2,3-triazole could be employed as nucleophiles in combination with a MeCN/TFE (19:1) solvent mixture to access products **35** and **36** in 54% and 53% yields, respectively.

To demonstrate scalability, the electrochemical deconstructive methoxylation process was performed in flow employing a syringe pump (flow rate = 2 mL/min) in combination with the commercially available Ammonite8 flow electroreactor (volume = 1 mL, $i = 500$ mA) equipped with a graphite anode and platinum plate cathode (Scheme 3).¹³ Cyclohexanol **1** (5.1 mmol) was converted to **2** in a 74% isolated yield (1.18 g) in a continuous single pass. In comparison to batch, the flow process was performed using a lower electrolyte concentration ([*n*-Bu₄NPF₆] = 0.05 M vs [*n*-Bu₄NPF₆] = 0.1 M) and increased current density ($j_{\text{anode}} = 22$ mA/cm² vs $j_{\text{anode}} = 7.8$ mA/cm²), which resulted in higher productivity (4.1 mmol/h vs 0.08 mmol/h). The 4-methoxyphenyl ketone functionality within **2** can be readily converted to the corresponding ester or amide via Baeyer–Villiger¹⁰ or Beckmann¹⁴ rearrangements, respectively.

A selection of experiments was performed to gain insight into the reaction mechanism (Scheme 4A). First, using the optimized electrochemical reaction conditions, 1-(4-methoxyphenyl)cyclohexan-1-ol **37** ($E_{p/2} = 1.03$ V vs Fc/Fc⁺) did not undergo deconstructive methoxylation to give **38**, which indicated that aryl/dialkyl substitution at the 2-position of the cyclohexanol ring is required for the desired reactivity (cf., Scheme 2, products **2** and **24**). 2-Methyl substituted cyclohexanol **39** produced a complex mixture of ring-opened products in a combined 64% NMR yield, from which **40** was isolated in 16% yield. Aliphatic cyclohexanol **41** was recovered

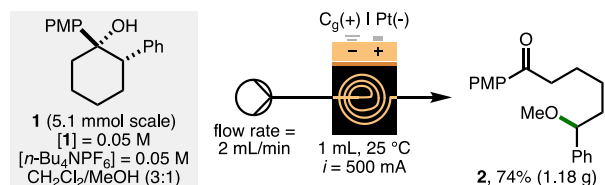
Scheme 2. Substrate Scope of Electrochemical Deconstructive Functionalization^a

^aReactions performed with 0.3 mmol of substrate using the ElectraSyn 2.0 batch electrochemical reactor. [Substrate] = 0.05 M. All substrates are diastereomerically pure (>95:<5 d.r.), where relevant, unless otherwise noted. Yields as determined by ¹H NMR analysis of the crude reaction mixture with 1,3,5-trimethylbenzene as the internal standard. ^bGraphite cathode. ^c4.5 F. ^d0.6 mmol of substrate. [substrate] = 0.1 M. ^eCH₂Cl₂/*n*-BuOH (3:1). ^fCH₂Cl₂/*n*-BnOH (3:1). ^gCH₂Cl₂/*i*-PrOH (3:1). ^hCH₂Cl₂/AcOH (23:1), [n-Bu₄NOAc] = 0.1 M. ⁱCH₂Cl₂, benzoic acid (6.7 equiv), [n-Bu₄NOBz] = 0.1 M, 2 F. ^jMeCN/TFE (19:1), pyrazole (2 equiv). ^kMeCN/TFE (19:1), triazole (2 equiv).

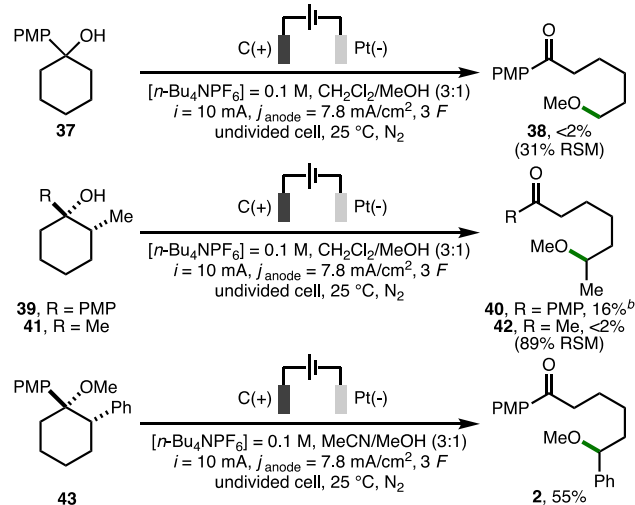
in 89% yield when subjected to the same reaction conditions, which implied that the reaction proceeds via an initial oxidation of the aromatic ring to form an aromatic radical cation at either the 1- or 2-position (cf. Scheme 2, products 22 and 25). Methyl ether substrate 42 underwent deconstructive methoxylation to give 2 in 55% yield, which revealed that alkoxy radical intermediates are not involved in the reaction

mechanism. As such, taking the formation of product 27 as a representative example, a plausible reaction mechanism initiates with single-electron anodic oxidation of the phenyl ring within the cyclohexanol substrate to give the corresponding aromatic radical cation (Scheme 4B).¹⁵ This species can be converted to the corresponding benzylic carbocation via hydroxyl-assisted ring opening of the unstrained six-membered

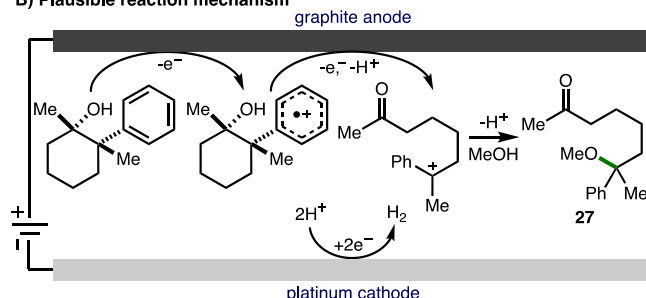
Scheme 3. Electrochemical Scale-up in Flow

Scheme 4. Reaction Mechanism^a

A) Mechanistic probes using various alcohol substrates



B) Plausible reaction mechanism



^aReactions performed with 0.3 mmol of substrate using the ElectraSyn 2.0 batch electrochemical reactor. [Substrate] = 0.05 M. All substrates are diastereomerically pure (>95:<5 d.r.), where relevant, unless otherwise noted. Yields as determined by ¹H NMR analysis of the crude reaction mixture with 1,3,5-trimethylbenzene as the internal standard. ^bIsolated yield.

ring with concomitant proton loss and single-electron anodic oxidation.¹⁶ Subsequent nucleophilic attack by methanol will form 27, with the counter cathodic reaction being hydrogen gas production via proton reduction.

In conclusion, an electrochemical approach for the deconstructive functionalization of cycloalkanols has been developed, where various alcohols, carboxylic acids, and *N*-heterocycles have been employed as nucleophiles. The method was demonstrated across a broad range of cycloalkanol substrates, including various ring sizes and substituents, to access useful remotely functionalized ketone products (36 examples). The method was demonstrated on a gram scale via single-pass continuous flow, which exhibited increased productivity in relation to the batch process. Ongoing work in our laboratory is focused on further applications of

electrochemical deconstructive functionalization in organic synthesis.

■ ASSOCIATED CONTENT

Data Availability Statement

The data underlying this study are openly available in the Cardiff University data catalogue at: [10.17035/d.2022.0233339387](https://doi.org/10.17035/d.2022.0233339387).

S Supporting Information

The Supporting Information is available free of charge at <https://pubs.acs.org/doi/10.1021/acs.orglett.3c00219>.

Optimization data, experimental procedures, characterization of new compounds, and spectral data (PDF)

■ AUTHOR INFORMATION

Corresponding Author

Louis C. Morrill – Cardiff Catalysis Institute, School of Chemistry, Cardiff University, Cardiff CF10 3AT, U.K.; orcid.org/0000-0002-6453-7531; Email: MorrillLC@cardiff.ac.uk

Authors

James Harnedy – Cardiff Catalysis Institute, School of Chemistry, Cardiff University, Cardiff CF10 3AT, U.K.
Hussain A. Maashi – Cardiff Catalysis Institute, School of Chemistry, Cardiff University, Cardiff CF10 3AT, U.K.
Albara A. M. A. El Gehani – Cardiff Catalysis Institute, School of Chemistry, Cardiff University, Cardiff CF10 3AT, U.K.
Matthew Burns – Chemical Development, Pharmaceutical Technology & Development, Operations, AstraZeneca, Macclesfield SK10 2NA, U.K.; orcid.org/0000-0002-3298-0344

Complete contact information is available at: <https://pubs.acs.org/10.1021/acs.orglett.3c00219>

Notes

The authors declare no competing financial interest.

■ ACKNOWLEDGMENTS

We gratefully acknowledge the School of Chemistry, Cardiff University and AstraZeneca for generous support, in addition to the EPSRC (A.A.M.A.E.G. EP/R513003/1), the Saudi Arabia cultural mission in the U.K., and the Department of Chemistry, University of Bisha, Saudi Arabia (H.A.M.), for Ph.D. studentships.

■ REFERENCES

- (1) (a) Murakami, M.; Ishida, N. Potential of Metal-Catalyzed C–C Single Bond Cleavage for Organic Synthesis. *J. Am. Chem. Soc.* **2016**, *138*, 13759–13769. (b) Morcillo, S. P. Radical-Promoted C–C Bond Cleavage: A Deconstructive Approach for Selective Functionalization. *Angew. Chem., Int. Ed.* **2019**, *58*, 14044–14054.
- (2) For selected recent examples, see: (a) Xu, Y.; Qi, X.; Zheng, P.; Berti, C. C.; Liu, P.; Dong, G. Deacylative transformations of ketones via aromatization-promoted C–C bond activation. *Nature* **2019**, *567*, 373–378. (b) Su, J.; Ma, X.; Ou, Z.; Song, Q. Deconstructive Functionalizations of Unstrained Carbon–Nitrogen Cleavage Enabled by Difluorocarbene. *ACS Cent. Sci.* **2020**, *6*, 1819–1826. (c) Wang, H.; Toh, R. W.; Shi, X.; Wang, T.; Cong, X.; Wu, J. Photo-mediated selective deconstructive geminal dihalogenation of trisubstituted alkenes. *Nat. Commun.* **2020**, *11*, 4462.

- (3) (a) Roque, J. B.; Kuroda, Y.; Göttemann, L. T.; Sarpong, R. Deconstructive fluorination of cyclic amines by carbon-carbon cleavage. *Science* **2018**, *361*, 171–174. (b) Roque, J. B.; Kuroda, Y.; Göttemann, L. T.; Sarpong, R. Deconstructive diversification of cyclic amines. *Nature* **2018**, *564*, 244–248.
- (4) For selected recent reviews, see: (a) Murakami, M.; Ishida, N. β -Scission of Alkoxy Radicals in Synthetic Transformations. *Chem. Lett.* **2017**, *46*, 1692–1700. (b) Jia, K.; Chen, Y. Visible-light-induced alkoxy radical generation for inert chemical bond cleavage/functionalization. *Chem. Commun.* **2018**, *54*, 6105–6112. (c) Wu, X.; Zhu, C. Recent advances in alkoxy radical-promoted C–C and C–H bond functionalization starting from free alcohols. *Chem. Commun.* **2019**, *55*, 9747–9759.
- (5) For selected recent reviews, see: (a) Tsui, E.; Wang, H.; Knowles, R. R. Catalytic generation of alkoxy radicals from unfunctionalized alcohols. *Chem. Sci.* **2020**, *11*, 11124–11141. (b) Chang, L.; An, Q.; Duan, L.; Feng, K.; Zuo, Z. Alkoxy Radicals See the Light: New Paradigms of Photochemical Synthesis. *Chem. Rev.* **2022**, *122*, 2429–2486.
- (6) For selected examples, see: (a) Wang, S.; Guo, L.-N.; Wang, H.; Duan, X.-H. Alkynylation of Tertiary Cycloalkanols via Radical C–C Bond Cleavage: A Route to Distal Alkynylated Ketones. *Org. Lett.* **2015**, *17*, 4798–4801. (b) Jia, K.; Zhang, F.; Huang, H.; Chen, Y. Visible-Light-Induced Alkoxy Radical Generation Enables Selective C(sp³)–C(sp³) Bond Cleavage and Functionalizations. *J. Am. Chem. Soc.* **2016**, *138*, 1514–1517. (c) Wang, D.; Mao, J.; Zhu, C. Visible light-promoted ring-opening functionalization of unstrained cycloalkanols via inert C–C bond scission. *Chem. Sci.* **2018**, *9*, 5805–5809. (d) Ota, E.; Wang, H.; Frye, N. L.; Knowles, R. R. A Redox Strategy for Light-Driven, Out-of-Equilibrium Isomerizations and Application to Catalytic C–C Bond Cleavage Reactions. *J. Am. Chem. Soc.* **2019**, *141*, 1457–1462.
- (7) Kapustina, N. I.; Sokova, L. L.; Nikishin, H. I. Electrochemical oxidative ring opening of 1-methylcyclobutanol. *Russ. Chem. Bull.* **1996**, *45*, 1246–1248.
- (8) (a) Darzina, M.; Lielpetere, A.; Jirgensons, A. Torii-Type Electrosynthesis of α,β -Unsaturated Esters from Furfurylated Ethylene Glycols and Amino Alcohols. *Eur. J. Org. Chem.* **2021**, *2021*, 4224–4228. (b) Barysevich, M. V.; Aniskevich, Y. M.; Hurski, A. L. Electrochemical Synthesis of 2-Bromoethyl and 2-Iodoethyl Ketones from Cyclopropanols. *Synlett* **2021**, *32*, 1934–1938. (c) Yamamoto, K.; Toguchi, H.; Kuriyama, M.; Watanabe, S.; Iwasaki, F.; Onomura, O. Electrophotocatalytic Ring-Opening Bromination of tert-Cycloalkanols. *J. Org. Chem.* **2021**, *86*, 16177–16186. (d) Zhao, L.; Zhong, Q.; Tian, J.; Luo, M.; Yang, C.; Guo, L.; Xia, W. Electrochemical Synthesis of β -Functionalized Ketones via Ring-Opening of Cycloalkanols. *Org. Lett.* **2022**, *24*, 4421–4426. (e) Yang, Z.; Yang, D.; Zhang, J.; Tan, C.; Li, J.; Wang, S.; Zhang, H.; Huang, Z.; Lei, A. Electrophotocatalytic Ce-Catalyzed Ring-Opening Functionalization of Cycloalkanols under Redox-Neutral Conditions: Scope and Mechanism. *J. Am. Chem. Soc.* **2022**, *144*, 13895–13902. (f) Petti, A.; Natho, P.; Lam, K.; Parsons, P. J. Regioselective Electrochemical Cyclobutanol Ring Expansion to 1-Tetralones. *Eur. J. Org. Chem.* **2021**, *2021*, 854–858.
- (9) Allen, B. D. W.; Hareram, M. D.; Seastram, A. C.; McBride, T.; Wirth, T.; Browne, D. L.; Morrill, L. C. Manganese-Catalyzed Electrochemical Deconstructive Chlorination of Cycloalkanols via Alkoxy Radicals. *Org. Lett.* **2019**, *21*, 9241–9246.
- (10) Hareram, M. D.; El Gehani, A. A. M. A.; Harnedy, J.; Seastram, A. C.; Jones, A. C.; Burns, M.; Wirth, T.; Browne, D. L.; Morrill, L. C. Electrochemical Deconstructive Functionalization of Cycloalkanols via Alkoxy Radicals Enabled by Proton-Coupled Electron Transfer. *Org. Lett.* **2022**, *24*, 3890–3895.
- (11) (a) Harnedy, J.; Hareram, M. D.; Tizzard, G. J.; Coles, S. J.; Morrill, L. C. Electrochemical oxidative Z-selective C(sp²)–H chlorination of acrylamides. *Chem. Commun.* **2021**, *57*, 12643–12646. (b) Seastram, A. C.; Hareram, M. D.; Knight, T. M. B.; Morrill, L. C. Electrochemical alkene azidocyanation via 1,4-nitrile migration. *Chem. Commun.* **2022**, *58*, 8658–8661.
- (12) See the Supporting Information for full experimental details.
- (13) Green, R. A.; Brown, R. C. D.; Pletcher, D.; Harji, B. A. Microflow Electrolysis Cell for Laboratory Synthesis on the Multigram Scale. *Org. Process Res. Dev.* **2015**, *19*, 1424–1427.
- (14) Li, D.-F.; Liu, K.; Jiang, Y.-X.; Gu, Y.; Zhang, J.-R.; Zhao, L.-M. Access to 3-Prenylated Oxindoles by α -Regioselective Prenylation: Application to the Synthesis of (\pm)-Debromoflustramine E. *Org. Lett.* **2018**, *20*, 1122–1125.
- (15) (a) Shono, T.; Matsumura, Y. Organic Synthesis by Electrolysis. VI. Anodic Oxidation of Arylcyclopropanes. *J. Org. Chem.* **1970**, *35*, 4157–4160. (b) Peng, P.; Yan, X.; Zhang, K.; Liu, Z.; Zeng, L.; Chen, Y.; Zhang, H.; Lei, A. Electrochemical C–C bond cleavage of cyclopropanes towards the synthesis of 1,3-difunctionalized molecules. *Nat. Commun.* **2021**, *12*, 3075.
- (16) (a) Baciocchi, E.; Bietti, M.; Putignani, L.; Steenken, S. Side-Chain Fragmentation of Arylalkanol Radical Cations. Carbon-Carbon and Carbon-Hydrogen Bond Cleavage and the Role of α - and β -OH Groups. *J. Am. Chem. Soc.* **1996**, *118*, 5952–5960. (b) Baciocchi, E.; Bietti, M.; Lanzalunga, O. Mechanistic Aspects of β -Bond-Cleavage Reactions of Aromatic Radical Cations. *Acc. Chem. Res.* **2000**, *33*, 243–251. (c) Baciocchi, E.; Bietti, M.; Lanzalunga, O. Fragmentation reactions of radical cations. *J. Phys. Org. Chem.* **2006**, *19*, 467–478.