



**University of Twente**  
Enschede - The Netherlands

# 2008 Annual Symposium of the IEEE/LEOS Benelux Chapter

Supported by

**SenterNovem**  
IOP Photonic Devices (SenterNovem/STW)



**MESA+**

Institute for Nanotechnology

**ALT** ADVANCED LASER TECHNOLOGY  
www.alt.nl



*Leica*

MICROSYSTEMS

Photonics Cluster



NETHERLANDS



## Editors

K. Wörhoff, L. Agazzi,  
N. Ismail, X. Leijtens

November 27-28, 2008  
University of Twente  
The Netherlands



---

PROCEEDINGS 2008

Thirteenth Annual Symposium of  
the  
IEEE/LEOS Benelux Chapter

---



---

Thursday/Friday, November 27-28, 2008  
University of Twente  
The Netherlands

**Editors**

Kerstin Wörhoff, Laura Agazzi, Nur Ismail, Xaveer Leijtens

**Organized by**

Integrated Optical MicroSystem Group, University of Twente  
in association with IEEE/LEOS

---

**Supported by**

IOP Photonic Devices (Senter Novem / STW)  
MESA+ Institute for Nanotechnology  
ALT – Applied Laser Technology  
Leica Microsystems  
PCN – Photonics Cluster Netherlands  
Coherent

## Photon pair generation in a continuous regime in nanophotonic silicon waveguide

S. Clemmen<sup>1</sup>, Kien Phan Huy<sup>2</sup>, Wim Bogaerts<sup>3</sup>, Roel G. Baets<sup>3</sup>,  
Philippe Emplit<sup>4</sup>, and Serge Massar<sup>1</sup>

<sup>1</sup> Laboratoire d'Information Quantique, CP 225, Université Libre de Bruxelles (U.L.B.), boulevard du Triomphe, 1050 Brussels, Belgium

<sup>2</sup> Département D'Optique P.M. Duffieux, Institut FEMTO-ST, Centre National de la Recherche Scientifique UMR 6174, Université de Franche-Comté, 25030 Besançon, France

<sup>3</sup> Department of Information Technology (INTEC), Ghent University - IMEC, Sint-Pietersnieuwstraat 41, 9000 Gent, BELGIUM

<sup>4</sup> Service OPERA-Photonique, CP 194/5, Université Libre de Bruxelles (U.L.B.), avenue F.D. Roosevelt 50, 1050 Brussels, Belgium

*We report evidence of correlated photon pair generation in silicon waveguides (Si-w) with a continuous wave (CW) pump beam via the degenerated four-photon scattering process. The photon pairs are generated in the spectral region around 1540nm and the correlations between Stokes and Anti-Stokes photons are exhibited by a temporal coincidence measurement using single photon detectors. The peak power of the pump beam in our experiment is two orders of magnitude lower than in previously reported experiments (which used pulsed pump beams). Our results may enable the future realization of fully-integrated quantum optics based on Silicon-On-Insulator (SOI) technology.*

Photon pair sources are an important building block for optics based Quantum Information Processing (QIP). For instance, it has been shown that photon pairs can significantly improve the performance of long distance Quantum Key Distribution (QKD), and they are a key ingredient in the Knill, Milburn and Laflamme (KLM) proposal [1] for Quantum Computing with Linear Optics (LOQC). Thus there is a demand for reliable and cheap photon pair sources which must then be combined with reliable and loss-free linear components (interferometers, beam splitters, ...). Integrated interferometers offer high mechanical stability, hence the interest of a recent integrated implementation of the KLM's proposal using Silica-on-Silicon optical circuits [2]. This experiment was realized using photons in the visible range which are easier to detect than photons in the telecom band used for QKD. Nevertheless, recent progress [3, 4] in integrated detection at telecom wavelength suggest that silicon photonics is a reasonable choice for integrated LOQC. Photon pair generation in Si-w benefits from a high intrinsic Kerr nonlinearity and extreme light confinement that enables high optical nonlinearity at low pump power. Early demonstrations of photon pair generation in Si-w have already been reported [6, 7]. These demonstrations used short pulsed lasers to avoid losses due to Free-Carrier-Absorption (FCA). We present here a similar photon pair source in a CW regime. Silicon integrated laser using CMOS-compatible process are easier to implement [4].

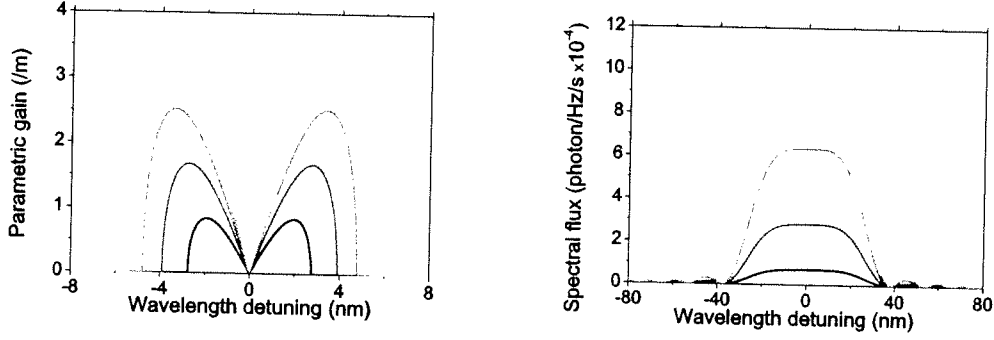


Figure 1: Parametric gain (left panel) and spectral flux (right panel) in Si-w. Pump powers are 3-6-9-12 mW going from black to light gray; effective nonlinearity  $\gamma = 280\text{W}^{-1}$ ; dispersion  $\beta_2 = 0.7\text{ps}^2/\text{m}$ ; length of the si-w is 1cm.

Scalar modulational instability (SMI) which is the process usually used for photon pair generation in Kerr media is nothing more than degenerate four-photon scattering when a phase matching condition is satisfied. Phase matching provides an exponential growth of the generated flux in a restricted spectral range around the pump frequency. As the Kerr nonlinearity in silicon is positive, the phase matching condition can only be satisfied if the group velocity dispersion (GVD) parameter  $\beta_2$  is anomalous (i.e.  $\beta_2 < 0$ ). The expression of this parametric gain is [8]

$$g(\Delta\omega) = \sqrt{-\left(\frac{\beta_2 \Delta\omega^2}{2}\right)^2 - \gamma P \beta_2 \Delta\omega^2} \quad (1)$$

with  $\gamma$  the effective nonlinearity of the waveguide,  $P$  the pump power, and  $\Delta\omega$  the pulsation detuning with respect to the pump pulsation. The phase matching condition can be easily satisfied in Si-w because the GVD can be readily tuned [10]. In practice, the spectral bandwidth (BW) where phase matching can be obtained is a few nanometers for typical anomalous dispersion of  $1\text{ps}^2/\text{m}$  and pump power of a few milliwatt as can be seen in figure 1. However, at the low pump power used to generate photon pairs, the spectral range over which photon pairs are generated is considerably wider than the range of real positive parametric gain, see figure 1. Thus from the expression [9] for the photon pair flux generated over a propagation distance  $z$

$$f = \left| \gamma P \frac{\sinh[g(\Delta\omega)z]}{g(\Delta\omega)} \right|^2 \quad (2)$$

we predict that photon pairs are generated at a rate of 300MHz over a 8 nm bandwidth with 1cm long Si-w and a 6mW pump beam. At this power, nonlinear losses are negligible with respect to the linear scattering losses.

The Si-w we used was fabricated in the ePIXfab at IMEC. Its section is  $500\text{nm} \times 220\text{nm}$ . The in and out coupling is based on integrated grating couplers. Its length is 4.7mm excluding the tapers. The linear propagation loss is estimated to be  $4.5 \pm 1.5\text{dB/cm}$ . We refer to [5] and references therein for a more detailed presentation of such waveguides. The

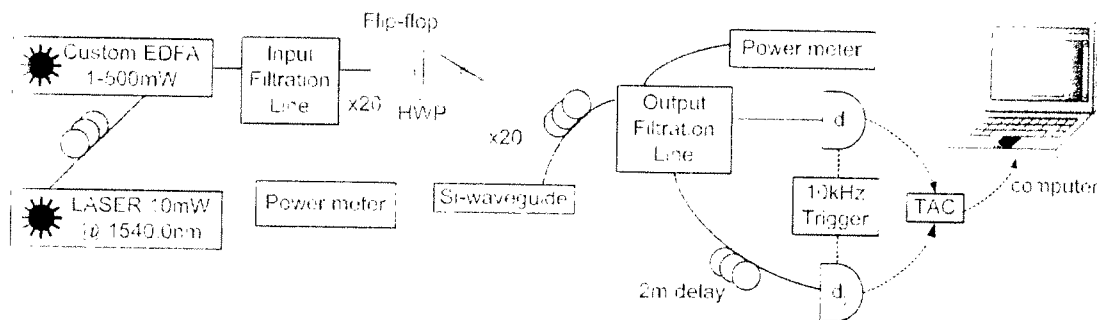
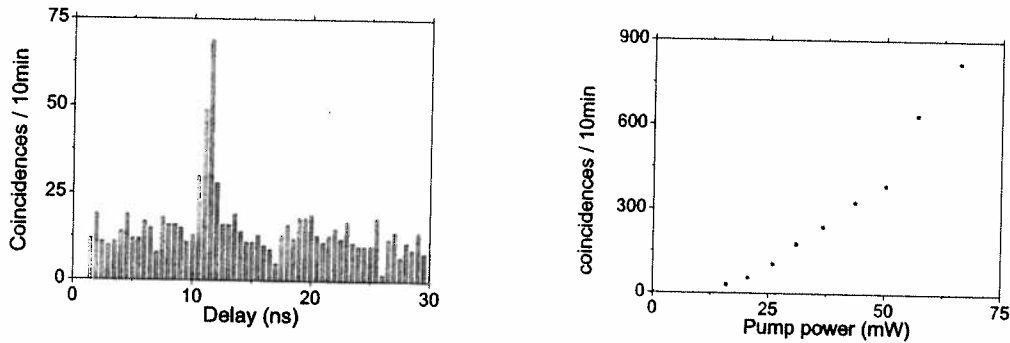


Figure 2: Experimental Setup. The Input Filtration Line play the role of a passband filter. Its specifications are: a  $-6\text{dB BW} = 0.6\text{nm}$  and a  $-150\text{dB BW}$  smaller than  $1.7\text{nm}$ . It is built of two Fiber Bragg Gratings (FBG), two circulators, and three commercial  $100\text{GHz}$  Dense Wavelength Division Multiplexer (DWDW) used as passband filters. The Half-Wave Plate (HWP) is used to align the polarization since only the TE-like mode is efficiently coupled inside the Si-w. In order to minimize non linear interactions in the fiber, the light is coupled out of the fiber after the Input Filtration Line and a  $\times 20$  microscope objective is used to inject light into the Si-w. The Output Filtration Line is a notch filter with specifications: transmission less than  $-150\text{dB}$  for  $1.7\text{nm BW}$ , transmission around  $3.5\text{dB}$  in the range  $[1542 - 1558]\text{nm}$  for the Stokes port and around  $4.5\text{dB}$  in the range  $[1523 - 1538]$  for the anti-Stokes port. It is built of one  $200\text{GHz}$  DWDM de-multiplexer, two FBG, one isolator, and two commercial Coarse WDM centered at  $1531\text{nm}$  and  $1550\text{nm}$ .  $d_1$  and  $d_2$  are single photon detectors (model ID-200 from ID quantique) which receive respectively anti-Stokes and Stokes photons. The delay between detection in  $d_1$  and in  $d_2$  is measured thanks to a Time-to-Amplitude Converter (TAC) and data are collected by a computer.

expected flux per unit of spectral frequency in this waveguide is  $5 \times 10^{-5}\text{photon}/(\text{Hz}\cdot\text{s})$  over a  $20\text{ nm}$  bandwidth for a pump power of  $5\text{mw}$ . The Output Filtration Line keeps photon pairs over a  $15\text{nm}$  bandwidth at both Stokes and anti-Stokes wavelength. Thus the expected photon pair flux is around  $95\text{MHz}$ . Photon pair generation is demonstrated with a temporal coincidences measurement: Stokes and anti-Stokes photons are spatially separated and sent into single photon detectors. Distinction between accidental coincidences and coincidences due to correlated photons is obtained by adding a systematic delay on the Stokes photon. The setup of our experiment is depicted in figure 2.

We performed the experiment for different pump power and the best result we obtained in term of signal to noise ratio (SNR) is plotted in figure 3(a) (obtained for  $31\text{mW}$  outside the waveguide, corresponding to  $5.5 \pm 1\text{mW}$  in the waveguide). One can see a peak at the delay corresponding to  $2$  meters of fiber. Losses between the Si-w and the detectors (due to outcoupling and filtration line) are estimated at  $11.5 \pm 2\text{dB}$  and  $12.5 \pm 2\text{dB}$  on Stokes an anti-Stokes photons respectively. Taking into account the  $10\%$  efficiency of our detectors, the trigger rate of  $10\text{kHz}$ , detection gate width of  $50\text{ns}$ , and considering  $2\text{ns}$  rescaled time bins (around  $11\text{ns}$  delay), we estimate the generated flux in the Si-w to be approximately  $15\text{MHz}$  which is around  $6$  times lower than the expected value. The reason for this discrepancy is unclear. Nevertheless, this rate is in the same range as the previously reported experiment [6, 7]. Another important characteristic is the Signal to Noise Ratio (SNR) defined as the number of coincidences in the real coincidences  $2\text{ns}$  time bin divided by the average number of coincidences in the other time bins. For our best result  $\text{SNR} = 3.4$  and stays above  $2.5$  for others pump power. This is in the same range as the value  $\text{SNR} = 3.2$  which can be deduced<sup>1</sup> from the results presented in ref. [7]

<sup>1</sup>More precisely, in this work detection gate width is  $1.4\text{ns}$  and pulse duration  $90\text{ps}$ , hence the measured noise in their experiment should be  $6.5\%$  of the value in CW operation, leading to the estimate  $\text{SNR} = 3.2$ .



(a) Histogram of coincidences as a function of the temporal delay between detection of Stokes and anti-Stokes photons. Time bin duration is 0.5ns.

(b) Evolution of the detected photon pair flux as a function of pump power (measured before injection in the Si-w).


Figure 3: Experimental results: demonstration of photon pair generation in Si-w.

In conclusion, we have reported the first demonstration of photon pair generation in Si-w in a CW regime. This suggests the future possibility of full integration of a photon pair source because of availability of both CW lasers and narrow BW filters on SOI platforms. The CW operation may also allow for generation in microring resonators. Finally, we note that it should be possible to significantly improve the SNR ratio by using inverted nanotapers to outcouple the photon pairs.

We acknowledge the support of the *Fonds pour la formation à la Recherche dans l'Industrie et dans l'Agriculture* (FRIA, Belgium), of the Interuniversity Attraction Poles *Photonics@be* Programme (Belgian Science Policy) under grant IAP6-10, the EU project QAP contract 015848, the *Programme International de Coopération Scientifique PICS-3742* and the *Groupement de Recherche Photonique Nonlinéaire et Milieu Microstructurés GDR-3073* of the CNRS. We also thank Freddy Clavie for technical support.

## References

- [1] E. Knill, R. Laflamme, G. J. Milburn, *Nature* **409**, 46 (2001)
- [2] A. Politi, M. J. Cryan, J. G. Rarity, S. Yu, J. L. O'Brien, *Science* **320**, 646 (2008)
- [3] K. M. Rosfjord, J. K. W. Yang, E. A. Dauler, A. J. Kerman, V. Anant, B. M. Voronov, G. N. Gol'tsman, K. K. Berggren, *Optics Express* **14**, 527 (2006)
- [4] A. W. Fang, R. Jones, H. Park, O. Cohen, O. Raday, M. J. Paniccia, J. E. Bowers, *Optics Express* **15**, 2315 (2007)
- [5] W. Bogaerts, P. Dumon, D. Van Thourhout, D. Taillaert, P. Jaenen, J. Wouters, S. Beckx, V. Wiaux, R. G. Baets, *Journal of Selected Topics in Quantum Electronics* **12**, 1394 (2006)
- [6] J. E. Sharping, K. Fook Lee, M. A. Foster, A. C. Turner, B. S. Schmidt, M. Lipson, A. L. Gaeta, P. Kumar, *Optics Express* **14**, 12388 (2006)
- [7] H. Takesue, Y. Tokura, H. Fukuda, T. Tsuchizawa, T. Watanabe, K. Yamada, S.-I. Itabashi, *Applied Physics Letters* **91**, 201108 (2007)
- [8] G. P. Agrawal, *Nonlinear Fiber Optics*, Third Edition, Academic Press, 2001
- [9] E. Brainis, S. Clemmen, S. Massar, *Optics Express* **22**, 2819 (2007).
- [10] J. I. Dadap, N. C. Panoiu, X. Chen, I.-W. Hsieh, X. Liu, C.-Y. Chou, E. Dulkeith, S. J. McNab, F. Xia, W. M. J. Green, L. Sekaric, Y. A. Vlasov, R. M. Osgood Jr., *Optics Express* **16**, 1280 (2008)



ISBN: 978-90-365-2768-2

University of Twente

Faculty of Electrical Engineering,

Mathematics and Computer Science

Integrated Optical MicroSystem group

<http://ioms.ewi.utwente.nl>

