

Ann. Limnol. - Int. J. Lim. 49 (2013) 121–128
© EDP Sciences, 2013
DOI: [10.1051/limn/2013047](https://doi.org/10.1051/limn/2013047)

Available online at:
www.limnology-journal.org

Effect of water quality on waterbugs (Hemiptera: Gerromorpha & Nepomorpha) in Flanders (Belgium): results from a large-scale field survey

Koen Lock^{1*}, Tim Adriaens², Frank Van De Meutter² and Peter Goethals³

¹ eCOAST Marine Research, Esplanadestraat 1, 8400 Oostende, Belgium

² Research Institute for Nature and Forest, Kliniekstraat 25, 1070 Brussels, Belgium

³ Laboratory of Environmental Toxicology and Aquatic Ecology, Ghent University, J. Plateaustraat 22, 9000 Ghent, Belgium

Received 26 January 2013; Accepted 25 April 2013

Abstract – Macroinvertebrates have been collected in Flanders since 1989 by the Flemish Environment Agency to assess ecological water quality. During the present study, the collected waterbugs were identified to species level. In total, more than 90 000 waterbugs were identified, belonging to 45 species. Two of these are recent additions to Flemish fauna: *Sigara iactans* was found to be a common species in 1989, the first year of monitoring, which is earlier than the first records reported so far, whereas *Cymatia rogenhoferi* remains a very rare species. Five different communities could be recognized: (1) species occurring in alkaline waters with a high pH, (2) species occurring in colder waters that can tolerate slightly brackish and nutrient rich water, (3) species from running waters, (4) species from acidic waters and (5) ubiquitous species that occurred in all types of water. Owing to the general improvement of chemical water quality during the last decade, most species increased, however, three pollution tolerant species declined significantly: *Callicorixa praeusta*, *Corixa punctata* and *Sigara striata*.

Key words: ecological water quality / Flanders / geographical distribution / monitoring / waterbugs

Introduction

Owing to habitat destruction and degradation, pollution, flow modification and invasion by alien species, fresh waters are experiencing decline in biodiversity far greater than those in the most affected terrestrial ecosystems (Sala *et al.*, 2000). Although some industrialized countries have made considerable progress in reducing water pollution from domestic and industrial point sources, threats from excessive nutrient enrichment are still growing (Smith, 2003) and the number of alien species keeps increasing (Messiaen *et al.*, 2010). Also in Flanders, river management has until present been mainly conducted at the river basin level by installing wastewater treatment plants and imposing standards for effluent concentrations. Although these measures have already resulted in a significant improvement of chemical and ecological water quality since the 1980s (VMM, 2010), most Flemish water bodies still lack good ecological status which the European Union Water Framework Directive (WFD) requires by 2015 (European Council, 2000).

Nature conservation policy in Belgium is the responsibility of regional governments (Flanders, Brussels and Wallonia) and a regional scale is thus appropriate to perform faunistic studies or to develop red lists. Surface waters in Flanders, the northern part of Belgium, suffer from multiple threats. Flanders has a very high population density of 456 citizens.km⁻², about 88% of the households are connected to a sewage system, but only 70.3% is actually treated (VMM, 2009). Flanders is also heavily industrialized and exhibits (mainly intensive) agriculture on 53% of the land (VMM, 2009). In addition, structural integrity of surface waters is threatened by thousands of weirs that have been built for flood control, hundreds of kilometres of artificial banks that have been installed and because the majority of the river channels have been straightened.

In order to assess ecological water quality, the use of biotic indicators (macrobenthic fauna, fish fauna, phytoplankton, phytobenthos and macrophytes) is required by the WFD. In order to meet the requirements of the WFD, Multimetric Macroinvertebrate Index Flanders (MMIF; Gabriels *et al.*, 2010) was recently developed. This is a type-specific multimetric index consisting of five equally

*Corresponding author: Koen_Lock@hotmail.com

weighted metrics such as taxa richness, the number of EPT-taxa (Ephemeroptera, Plecoptera and Trichoptera), the number of other sensitive taxa, the Shannon–Wiener diversity index and mean tolerance score.

The prevalence of most common macroinvertebrate taxa in Flanders increased over the last two decades (Lock *et al.*, unpublished data), which could be linked to general improvement of chemical water quality (VMM, 2010). However, several genera of waterbugs were remarkable exceptions to this rule. Therefore, this group was studied in more detail during the present study by identifying all specimens captured by the Flemish Environment Agency to species level and by linking their presence to measured environmental parameters.

Materials and methods

In the context of water quality monitoring by the Flemish Environment Agency, macroinvertebrates have been sampled at several thousand sampling points since 1989. Since water quality monitoring has focused especially on running waters, stagnant waters were underrepresented (Table 1). During monitoring, macroinvertebrates were sampled using a standard handnet, as described by Gabriels *et al.* (2010): a stretch of 10–20 m was sampled for approximately 5 min by kick sampling.

At each sampling event, conductivity, dissolved oxygen and pH were measured in the field. Other chemical variables (content of ammonium, nitrite, nitrate, Kjeldahl nitrogen, orthophosphate, total phosphorus, chemical oxygen demand and biological oxygen demand) were retrieved from monitoring data of chemical water quality of Flemish surface waters, which was also performed by the Flemish Environment Agency. As chemical monitoring, which was usually performed on a monthly basis, was not performed simultaneously with the macroinvertebrate sampling, measurements from the last date before macroinvertebrate sampling were used. The slope of a watercourse was determined based on the difference in height between two points 1000 m apart using GIS-software applied on the Flemish Hydrographic Atlas (AGIV, 2006). These data were also used to determine the sinuosity on a stretch of 100 m. River morphology was evaluated based on photographs of the sampling sites: pool-riffle pattern and meandering were both assigned a value from 0 (absent) to 5 (well developed) and summed, which yielded a score from 0 to 10.

As the highest point in the study area had an altitude of only 288 m asl, the whole region could be considered as lowland. A map of Flanders with indication of different ecoregions is presented in Figure 1. All sampled waterbugs were identified to species level by using the identification key given by Tempelman and Van Haaren (2009).

Box and whisker plots (showing median, 25–75 percentiles and 5–95 percentiles), were made for the parameters measured during sampling. A direct gradient analysis was applied to determine, which environmental

parameters might be responsible for differences in species composition, since environmental variables were explicitly incorporated in the analysis. To test whether a linear or unimodal method was needed, detrended correspondence analysis (DCA) was performed. Since the length of gradient (LoG) was greater than four, a unimodal method was needed and therefore, canonical correspondence analysis (CCA) option from program package CANOCO (Ter Braak, 1988) was applied. Only the seven most important parameters were plotted and only species that were captured on at least ten occasions were included in the analysis. A log-transformation ($\log(x + 1)$) was applied prior to the CCA to normalize the data.

Results

During the present study, more than 90 000 waterbugs have been identified, representing almost 9000 records. In total, 45 different species were encountered (Table 1). Most species tolerated moderate conductivities, only a few species from running waters (*i.e.*, *Aphelocheirus aestivalis*) and acidic waters (*i.e.*, *Hesperocorixa castanea* and *Notonecta obliqua*) were only found at low conductivities (Fig. 2A). On the other hand, some species could be found in waters with a very high conductivity. These species, such as *Corixa affinis* and *Paracorixa concinna*, tolerate brackish water conditions (Fig. 2A). Only *A. aestivalis* was restricted to waters with high oxygen content, other species were also found in waters with moderate oxygen concentrations (Fig. 2B). Most species occurred over a wide range of pH values, however, only a few (*i.e.*, *H. castanea* and *N. obliqua*) were found in acidic waters (Fig. 2C). *A. aestivalis* only occurred at low nutrient concentrations, while most species tolerated relatively high concentrations (Figs 2D–F).

In the CCA, the first axis (eigenvalue of 0.093) coincided mainly with high levels of ammonium ($R = 0.19$) and orthophosphate ($R = 0.22$) and low levels of oxygen ($R = -0.13$), indicating eutrophication is an important factor affecting species composition (Fig. 3). The second axis (eigenvalue 0.076) coincided mainly with high nitrate concentrations (0.16) and low values of pH ($R = -0.24$) and conductivity ($R = -0.22$) (Fig. 3). Within the species scatter, five groups of species could be



Fig. 1. Map of Flanders with indication of different ecoregions: dune area (black), polder area (horizontal stripes), sandy region (white), Campine region (dots) and loamy region (vertical stripes); the location of Flanders has been marked on the map of Europe.

Table 1. List of encountered water bugs (Hemiptera: Gerromorpha & Nepomorpha), with indication of the number of samples per water type where each species was found and the total number of sampled waters.

River type:	Very large river		Large river		Small river		Large Campine brook		Small Campine brook		Small Campine brook < 50 km ²		Polder watercourse		Lake		Total
	> 10 000 km ²	600–10 000 km ²	300–600 km ²	50–300 km ²	50–300 km ²	< 50 km ²	< 50 km ²	< 50 km ²	< 50 km ²	Not applicable	Not applicable	Not applicable	Not applicable	Not applicable	Not applicable		
<i>A. aestivatis</i> (Fabricius, 1794)				78		25											103
<i>Aquarius najas</i> (De Geer, 1733)				1		2											2
<i>Aquarium pallidum</i> (Fabricius, 1794)				1		1										1	4
<i>C. praevasta</i> (Fieber, 1848)		4	9	20		7								7	5		195
<i>C. affinis</i> (Leach, 1817)						8								18			26
<i>Corixa panzeri</i> (Fieber, 1848)						1								2	1		5
<i>C. punctata</i> (Illiger, 1807)		6	17	32		94								41	7		358
<i>Cymatia bondorffii</i> (C.R. Sahlberg, 1819)						1											1
<i>Cymatia coleoptrata</i> (Fabricius, 1776)		3	4	1		13								13	1		49
<i>C. rogenhoferi</i> (Fieber, 1864)		3	4	2		1								8	1		1
<i>Gerris argentatus</i> Schummel, 1794						12								5			35
<i>Gerris gibbifer</i> (Schummel, 1832)						1								1			1
<i>G. lacustris</i> (Linnaeus, 1758)		10	30	6		40								19	2		267
<i>Gerris odontogaster</i> (Zetterstedt, 1828)						2								1			9
<i>Gerris thoricus</i> (Schummel, 1832)			1	2		2								1	4		10
<i>H. castanea</i> (Thomson, 1869)						1								19			24
<i>Hesperocorixa linnaei</i> (Fieber, 1848)		2	1	8		7								5	3		71
<i>Hesperocorixa sahlbergi</i> (Fieber, 1848)		4	8	47		23								12			602
<i>Hydometra stagnorum</i> (Linnaeus, 1758)			1	2		177								2			24
<i>Ilyocoris cimicoides</i> (Linnaeus, 1758)		5	32	9		8								2			24
<i>Mesovelia furcata</i> (Mulsant and Rey, 1852)						71								38	19		240
<i>M. scholtzi</i> (Fieber, 1860)		31	32	22		1								57	36		266
<i>Microvelia pygmaea</i> (Dufour, 1853)						2								2			3
<i>Microvelia reticulata</i> (Burmeister, 1835)		1	6	1		1								2	1		11
<i>Naucoris maculatus</i> (Fabricius, 1798)			3	3		1								2	3		13
<i>Nepa cinerea</i> (Linnaeus, 1758)		8	18	16		173								36	5		455
<i>Notonecta glauca</i> (Linnaeus, 1758)		9	27	31		171								43	2		592
<i>Notonecta maculata</i> (Fabricius, 1794)			2	2		31								24			65
<i>N. obliqua</i> (Thunberg, 1787)						1								33			45
<i>Notonecta viridis</i> (Delcourt, 1909)		3	9	6		1								45			165
<i>P. concinna</i> (Fieber, 1848)		7	11	12		9								13	1		74
<i>Plea minutissima</i> (Leach, 1817)		14	7	8		38								45	15		143
<i>Ranatra linearis</i> (Linnaeus, 1758)		10	10	9		20								42	4		113
<i>Sigara distincta</i> (Fieber, 1848)		1	1	9		10								3			86
<i>Sigara falleni</i> (Fieber, 1848)		1	11	23		7								2	2		293
<i>Sigara fossarum</i> (Leach, 1818)						1								1			2
<i>Sigara hellensis</i> (C.R. Sahlberg, 1819)						1								3			4
<i>S. iactans</i> (Jansson, 1983)		11	25	33		75								66	16		282
<i>Sigara lateralis</i> (Leach, 1817)		31	26	64		160								131	6		490
<i>Sigara nigrolineata</i> (Fieber, 1848)			3	8		49								3			176
<i>Sigara scotti</i> (Douglas and Scott, 1868)						2								1	1		4
<i>Sigara semistriata</i> (Fieber, 1848)						1								4			4
<i>Sigara stagnalis</i> (Leach, 1817)						5								1	1		138
<i>S. striata</i> (Linnaeus, 1758)		118	133	220		511								280	41		2424
<i>V. caprai</i> (Tamanini, 1947)		1		10		9								3	1		336
Number of species	3	23	26	29	34	36	38	31	31	24	45						
Number of samples	41	1920	355	821	859	2969	2217	1037	153	10372							

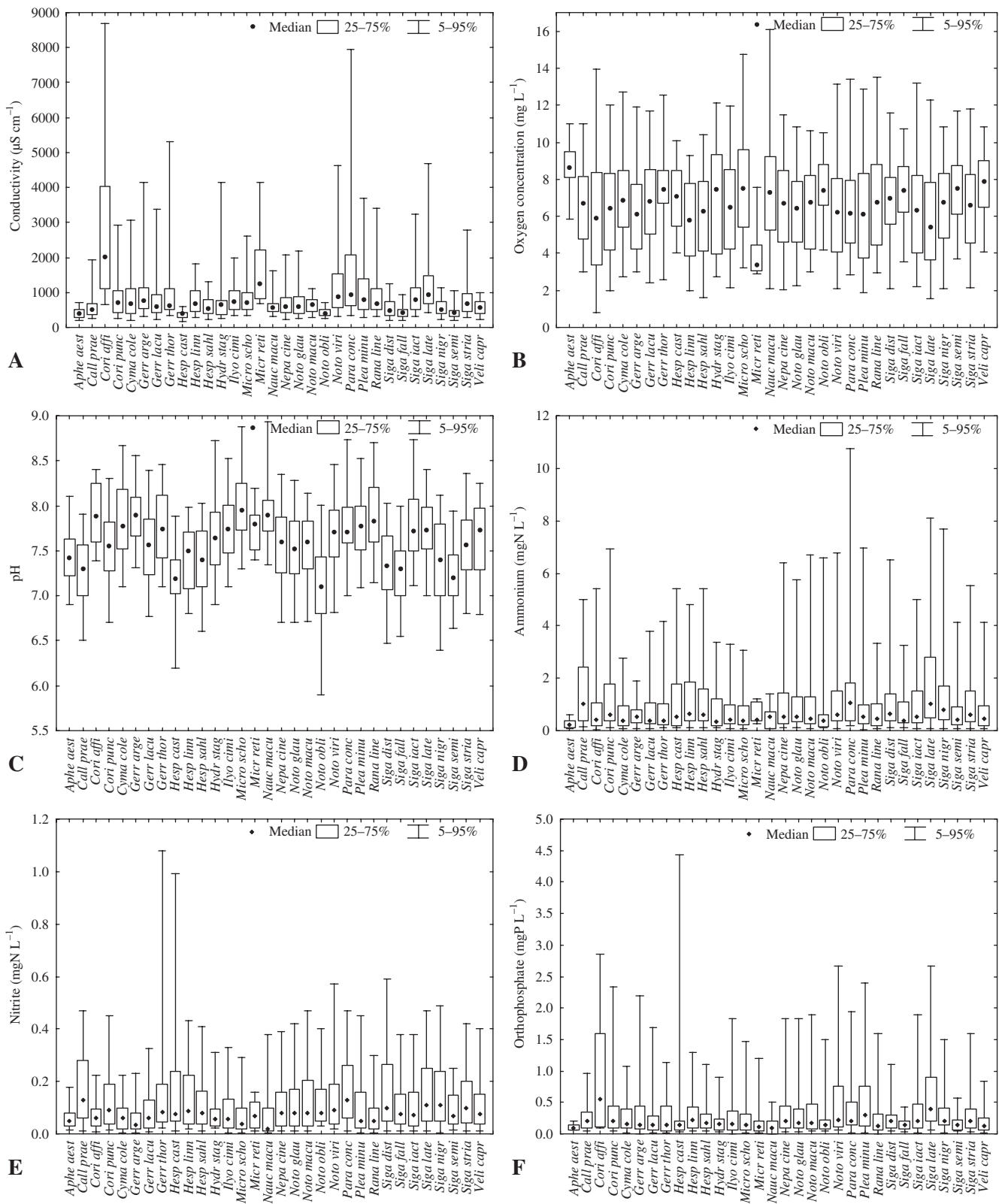


Fig. 2. Box & Whisker plots of oxygen concentration (A), conductivity (B), pH (C), ammonium content (D), nitrite content (E) and orthophosphate content (F) for the 32 most abundant waterbugs.

recognized. In the lower left of the biplot (dashed ellipse), species characteristic for alkaline waters with a high pH is plotted. Species that were mainly found in the colder

ecoregion with its clay soils and waters with high conductivity and high orthophosphate concentration were plotted in the lower right of the biplot (dotted ellipse).

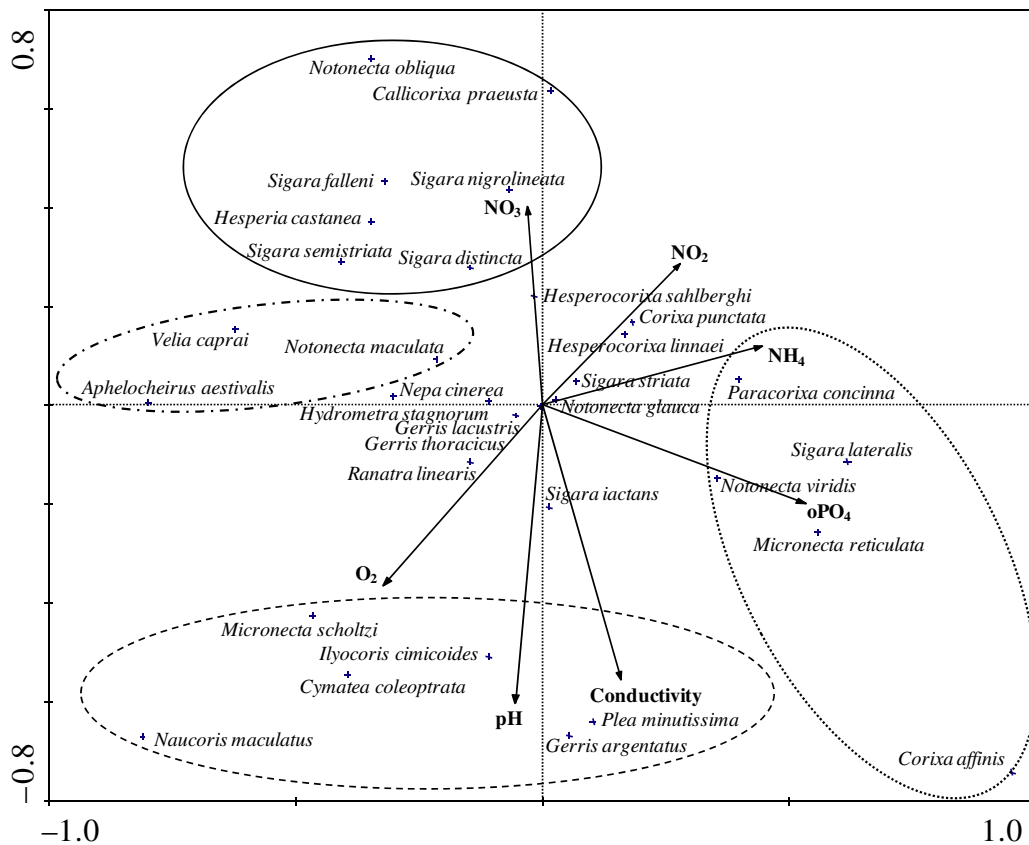


Fig. 3. CCA biplot of species scores and the seven most important environmental variables. Only species that were captured on at least ten occasions were taken into account.

In the upper left of the biplot, species are plotted that occurred in acidic waters (full ellipse), which are characterized by low values of pH and conductivity and somewhat more to the centre of the biplot, species are plotted that are characteristic for running waters (dashed & dotted ellipse), which are characterized by higher values of oxygen and pH. The remaining species, which are plotted in the centre of the biplot, are ubiquitous species that occurred in all types of waters.

Within Flanders, many of the measured environmental variables display important spatial gradients, which may be reflected in the distribution of waterbugs. For each of these groups, some examples of the distribution area are presented in [Figure 4](#) (distribution maps for all species are available in the online material).

Since the start of monitoring, several genera significantly declined (Spearman, $P < 0.05$): *Sigara*, *Corixa* and *Callicorixa* ([Fig. 5A](#)). This decrease could mainly be attributed to the declining numbers of the species *Sigara striata* and *Corixa punctata*, while *Callicorixa* is only represented by *C. praeusta* in Flanders. On the other hand, there were also some other genera that significantly increased (Spearman, $P < 0.05$): *Gerris*, *Micronecta* and *Velia* ([Fig. 5B](#)). The increase of *Gerris* could mainly be attributed to *Gerris lacustris*, while *Micronecta scholtzi* and *Velia caprai* are the only species of the latter two genera that were found during the present study.

Discussion

During the present study, 45 species were encountered of the 60 species of waterbugs that have been reported for Flanders. Six species are probably regionally extinct in Flanders: *Hesperocorixa moesta*, *Notonecta lutea*, *Notonecta reuteri*, *Sigara longipalis*, *Sigara selecta* and *Velia saulii*. The remaining species that were not recorded here are mostly species that are restricted to stagnant waters such as fens, which were under-represented in the present study ([Table 1](#)). In addition, most of these species are rare and figure on the red list of the Gerromorpha and Nepomorpha of Flanders ([Lock et al., in press](#)).

Two of the encountered species are recent additions to Belgian fauna that are still extending their distribution area: *Sigara iactans* and *Cymatia rogenhoferi*. *S. iactans* was only recently recognized as a separate species ([Jansson, 1983](#)). The species had previously been recorded from Belgium since 1991 ([Vercauteren, 1997](#)). However, during the present study, it was found that the species was already widespread in 1989, the first year of water quality monitoring by the Flemish Environment Agency. In the Netherlands, the species was already widespread in the beginning of the eighties and one specimen had already been caught in 1953 ([Aukema et al., 2002](#)). Therefore, historical collections of the Royal Belgian Institute of

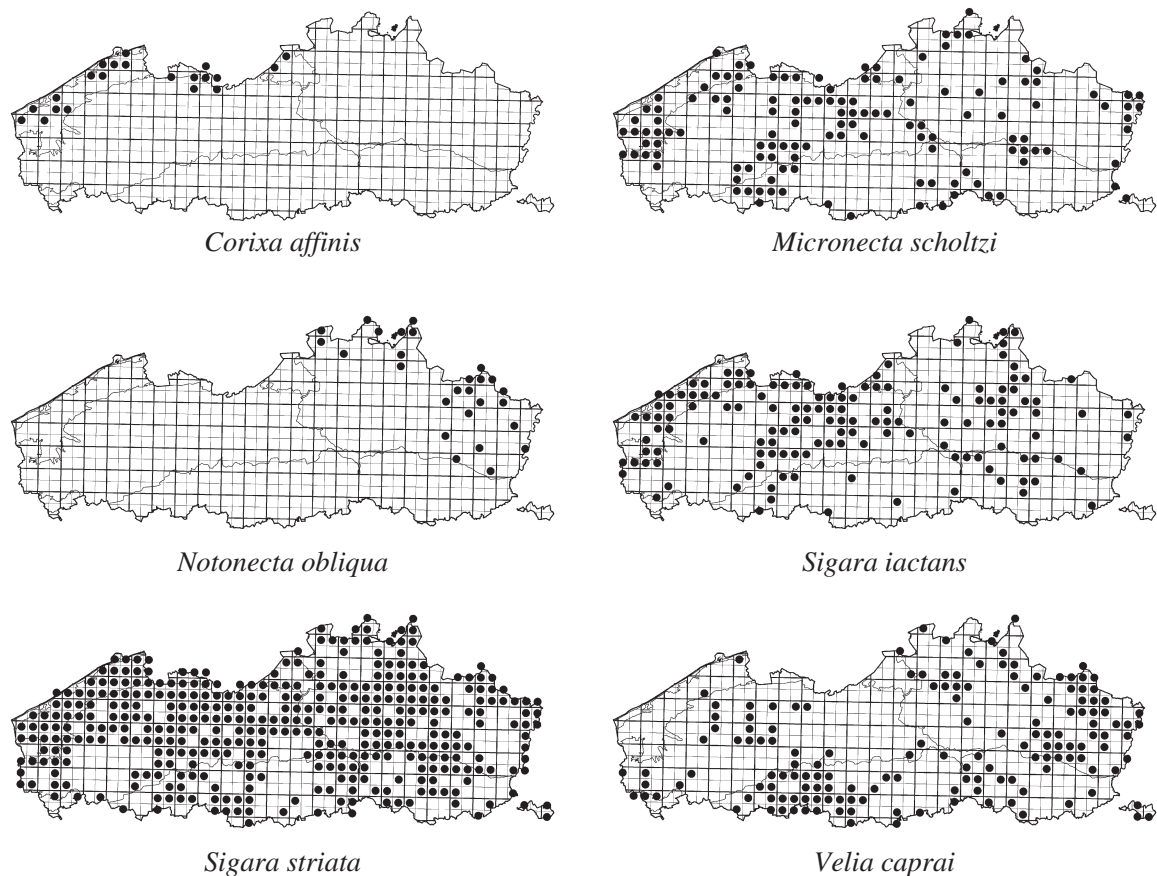


Fig. 4. Distribution of *C. affinis*, *M. scholtzi*, *N. obliqua*, *S. iactans*, *S. striata* and *V. caprai* in Flanders, with indication of the ecoregions and a grid of 5 × 5 km UTM-squares.

Natural Sciences were checked, but no *S. iactans* were found. *S. iactans* is now a common species in Flanders (Fig. 4) and seems to continue colonizing Western-Europe: France since 1995 (Elder and Chéreau, 2003) and the UK since 2004 (Nau and Brooke, 2006). *C. rogenhoferi* was found in the river Grote Nete in 2006. This species has been observed occasionally in Belgium since 2001 (Stoffelen *et al.*, unpublished data). This phenomenon is acting on a Western-European scale: first observations: Netherlands, 1991; France, 1998, UK, 2005 (Aukema *et al.*, 2002; Elder, 2002; Nau and Brooke, 2006). However, this species remains rare and it is usually only present temporarily and rarely in high numbers.

The MMIF (Gabriels *et al.*, 2010) is used to assess ecological water quality in Flanders. In the MMIF, all taxa were assigned a tolerance score ranging from 1 (indicator of very poor ecological water quality) to 10 (indicator of very good ecological water quality). *Aphelocheirus* received the highest tolerance score of all waterbugs (8), *Microvelia* and *Velia* were also assigned a high score (7), while all other species were rated as 5 or 6. Also, in the present study, *Aphelocheirus* was clearly the most sensitive waterbug and *Velia* was indeed quite sensitive. However, *Microvelia* tolerated high conductivities and low oxygen concentrations, which does not support its high tolerance score, but since this genus is so

rare, this hardly ever affected the outcome of the MMIF. Most waterbugs have a moderate tolerance score, which explains why not much variation was observed in the concentrations of oxygen and nutrients at which different species were sampled. It can be concluded that there was good agreement between the tolerance scores used by Gabriels *et al.* (2010) and the results obtained during the present study. However, it should be noted that in both studies, sensitivity was mainly related, either directly or indirectly, to dissolved oxygen concentration, whereas other potentially important parameters, such as habitat requirements or fish predation, were not taken into account.

When waterbugs are compared with stoneflies, it is obvious that stoneflies are much more sensitive to low oxygen concentrations, high conductivities and high nutrient concentrations (Lock and Goethals, 2008). Also most mayfly species (Lock and Goethals, 2011) and caddisfly species (Lock and Goethals, 2012) are more sensitive than waterbugs. This justifies why most stoneflies, mayflies and caddisflies were assigned higher tolerance scores than waterbugs (Gabriels *et al.*, 2010). Lower sensitivity of waterbugs can be explained by the fact that all adults, with the exception of *A. aestivalis*, are not dependent on oxygen dissolved in water since they collect air at the water surface. This is also the reason why

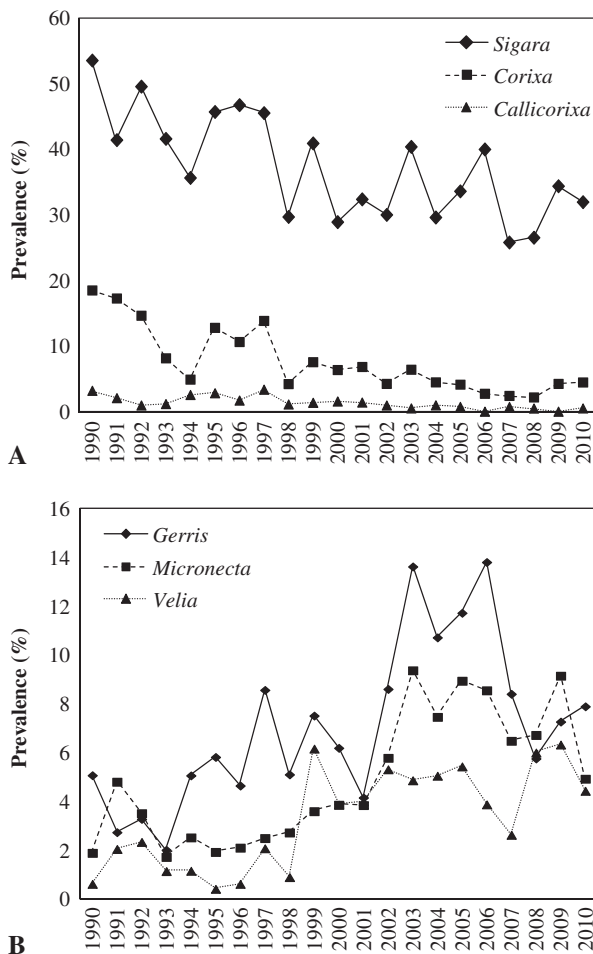


Fig. 5. Evolution of the prevalence of some significantly increasing (A) and some significantly decreasing (B) genera from 1990 to 2010.

waterbugs are usually absent from deep waters such as canals.

Owing to the general improvement of chemical and ecological water quality in Flanders, the prevalence of many aquatic macroinvertebrates has increased since the 1990s (Lock *et al.*, unpublished data). Some examples within the Hemiptera are *G. lacustris*, *M. scholtzi* and *V. caprai* (Fig. 5B). For *G. lacustris* and *V. caprai*, which both depend on surface tension of water, decreased use of persistent detergents may also have promoted their comeback. However, some Corixidae do not seem to follow this general positive trend. For example, *Callicorixa praeusta*, *C. punctata* and *S. striata* significantly declined over the study period. These species have a large tolerance to low oxygen levels in water, since they breathe aerial oxygen, which they collect at the water surface. This makes it unlikely that they are directly affected by changes in dissolved oxygen in Flemish surface waters. A possible indirect mechanism at play may be increase of fish densities due to improvement of water quality. Corixids indeed are sensitive to predation by fish species, which may differ between species (Oscarson, 1987). Another possibility is that the amelioration of water quality led to a

reduction of important food sources of corixids such as periphyton, chironomids and oligochaetes (Popham *et al.*, 1984), which are almost abundant under high nutrient conditions. The improvement of water quality might thus indirectly have reduced prevalence of these waterbugs.

Acknowledgements. We would like to acknowledge the Flemish Environment Agency for the opportunity to study their collections. For help during study of the collections, we thank Rose Sablon and Thierry Backeljau from the Royal Belgian Institute of Natural Sciences. Koen Lock was supported by a Post-doctoral fellowship from the Fund for Scientific Research during identification of the waterbugs (FWO-Vlaanderen, Belgium).

References

- AGIV, 2006. Flemish Hydrographic Atlas. Agentschap voor Geografische Informatie Vlaanderen, Ghent, available online at: <http://geo-vlaanderen.agiv.be/geo-vlaanderen/vha>
- Aukema B., Cuppen J.G.M., Nieser N. and Tempelman D., 2002. Verspreidingsatlas Nederlandse Wantzen, European Invertebrate Survey, Leiden.
- Elder J.-F., 2002. Capture récente en France de *Cymatia rogenhoferi* (Fieber, 1864) et description des stades juvéniles (Heteroptera, Corixidae). *Bull. Soc. Entomol. Fr.*, 107, 43–49.
- Elder J.-F. and Chéreau L., 2003. Une nouvelle espèce d'Hydrocorise pour la faune de France: *Sigara (Subsigara) iactans* Jansson, 1983. *Bull. Soc. Entomol. Fr.*, 108, 405–407.
- European Council, 2000. Directive 2000/60/EC of the European Parliament and of the Council of 23 October 2000 establishing a framework for Community action in the field of water policy. Official Journal of the European Communities, L327, Brussels, 72 p.
- Gabriels W., Lock K., De Pauw N. and Goethals P.L.M., 2010. Multimetric Macroinvertebrate Index Flanders (MMIF) for biological assessment of rivers and lakes in Flanders (Belgium). *Limnologia*, 40, 199–207.
- Jansson A., 1983. Three new palaeartic species of *Sigara (Subsigara)* (Heteroptera, Corixidae). *Ann. Entomol. Fennici*, 49, 65–70.
- Lock K. and Goethals P.L.M., 2008. Distribution and ecology of the stoneflies (Plecoptera) of Flanders (Belgium). *Ann. Limnol. - Int. J. Limnol.*, 44, 203–213.
- Lock K. and Goethals P.L.M., 2011. Distribution and ecology of the mayflies (Ephemeroptera) of Flanders (Belgium). *Ann. Limnol. - Int. J. Limnol.*, 47, 159–165.
- Lock K. and Goethals P.L.M., 2012. Distribution and ecology of the caddisflies (Trichoptera) of Flanders (Belgium). *Ann. Limnol. - Int. J. Limnol.*, 48, 31–37.
- Lock K., Stoffelen E., Vercauteren T., Bosmans R. and Adriaens T., in press. Updated red list of the water bugs (Hemiptera: Gerromorpha & Nepomorpha) in Flanders (Belgium). *Bull. Soc. R. Belg. Entomol.* 149
- Messiaen M., Lock K., Gabriels W., Vercauteren T., Wouters K., Boets P. and Goethals P.L.M., 2010. Alien macrocrustaceans in freshwater ecosystems in the eastern part of Flanders (Belgium). *Belg. J. Zool.*, 140, 30–39.
- Nau B.X. and Brooke S.E., 2006. Two waterbugs new to Britain, *Cymatia rogenhoferi* Fieber and *Sigara iactans* Jansson

- (Hem., Corixidae), with comments on migration. *Entomol. Mon. Mag.*, 142, 229–234.
- Oscarson H.G., 1987. Habitat segregation in a water boatman (Corixidae) assemblage – the role of predation. *Oikos*, 49, 133–140.
- Popham E.J., Bryant M.T. and Savage A.A., 1984. The role of front legs of British corixid bugs in feeding and mating. *J. Nat. Hist.*, 18, 445–464.
- Sala O.E., Chapin F.S., Armesto J.J., Berlow R., Bloomfield J., Dirzo R., Huber-Sanwald E., Huenneke L.F., Jackson R.B., Kinzig A., Leemans R., Lodge D., Mooney H.A., Oesterheld M., Poff N.L., Sykes M.T., Walker B.H. and Wall D.H., 2000. Global biodiversity scenarios for the year 2100. *Science*, 287, 1770–1774.
- Smith V.H., 2003. Eutrophication of freshwater and coastal marine ecosystems – a global problem. *Environ. Sci. Pollut. Res.*, 10, 126–139.
- Tempelman D. and Van Haaren T., 2009. Water- en oppervlaktewantsen van Nederland, Jeugdbondsuitgeverij, Utrecht.
- Ter Braak C.J.F., 1988. CANOCO – a FORTRAN program for canonical community ordination by (partial) (canonical) correspondence analysis, principal components analysis and redundancy analysis (version 2.1). Agricultural Mat. Group, Ministry of Agriculture and Fisheries (Netherlands), Wageningen, 95 p.
- Vercauteren T., 1997. *Sigara (Subsigara) iactans*, een nieuwe soort voor België (Heteroptera: Corixidae). *Phegea*, 25, 97–105.
- VMM, 2009. MIR-T 2008 Indicator report [in Dutch]. Van Steertegem M. (red.), Environmental Report Flanders, Flemish Environment Agency, Aalst, 164.
- VMM, 2010. Annual Report Water 2009 [in Dutch], Flemish Environment Agency, Available online at: <http://www.vmm.be/pub/jaarrapport-water-2009>.