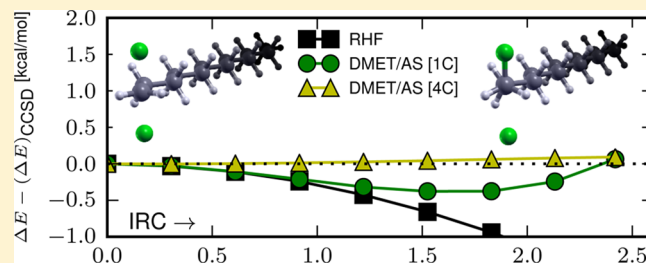


# A Practical Guide to Density Matrix Embedding Theory in Quantum Chemistry

Sebastian Wouters,\* Carlos A. Jiménez-Hoyos, Qiming Sun, and Garnet K.-L. Chan\*

Department of Chemistry, Frick Chemistry Laboratory, Princeton University, Princeton, New Jersey 08544, United States

**ABSTRACT:** Density matrix embedding theory (DMET) (Knizia, G.; Chan, G. K.-L. *Phys. Rev. Lett.* **2012**, *109*, 186404) provides a theoretical framework to treat finite fragments in the presence of a surrounding molecular or bulk environment, even when there is significant correlation or entanglement between the two. In this work, we give a practically oriented and explicit description of the numerical and theoretical formulation of DMET. We also describe in detail how to perform self-consistent DMET optimizations. We explore different embedding strategies with and without a self-consistency condition in hydrogen rings, beryllium rings, and a sample  $S_N2$  reaction. The source code for the calculations in this work can be obtained from <https://github.com/sebwouters/qc-dmet>.



## 1. INTRODUCTION

Many quantum systems require a treatment beyond mean-field theory to adequately capture properties of interest. A long-standing problem in quantum many-body theory has therefore been the development of computationally feasible and accurate correlated methods. This problem has been explored in the contexts of nuclear structure, condensed matter, and quantum chemistry, quite often with significant cross-fertilization. Methods such as coupled-cluster theory,<sup>1–3</sup> the density-matrix renormalization group (DMRG),<sup>4–6</sup> and dynamical mean-field theory (DMFT)<sup>7–10</sup> are examples of techniques now employed across different branches of physics and chemistry.

Density matrix embedding theory (DMET) is another example.<sup>11,12</sup> Its foundation lies on the border between tensor network states (TNS) and DMFT. TNS provide a versatile framework for reasoning about the quantum entanglement of local fragments with their surrounding neighbors in terms of the Schmidt decomposition of quantum many-body states,<sup>13</sup> while DMFT self-consistently embeds the Green's function of local fragments in a fluctuating environment.<sup>14</sup> While TNS are able to capture the low-lying eigenstates to high accuracy, they require an explicit representation of the *entire* quantum many-body system at the same level of approximation; even with translational invariance, accurate contractions of the environment have to be performed. DMFT circumvents this problem by treating only the local fragment at an explicit self-consistent many-body Green's function level, with the environment represented only by its hybridization function. However, nonlocal interactions between the fragment and its environment become more difficult to include in DMFT, and the formulation in terms of frequency-dependent quantities engenders additional numerical effort over ordinary ground-state calculations.

DMET attempts to combine the best of the two worlds, and in doing so, introduces an approximation of its own. Similar to

DMFT, DMET embeds a local fragment, treated at a high level, in an environment, treated at a low level, thus circumventing the need to represent the entire system with uniform accuracy. However, in contrast to DMFT which embeds the Green's function, the embedding of DMET uses only the ground-state density matrix and thus does not require a frequency-dependent formulation. The accuracy of DMET depends on the low-level and high-level methods that enter into the formulation. The low-level method is used to provide an approximate ground-state wave function, from which a bath space for the local fragment is obtained by a Schmidt decomposition. The high-level method computes a wave function in the space of the local fragment with the small number of bath states, to high accuracy. DMET is thus a kind of wave function in wave function embedding method, and there can be a rich variety of combinations of low-level and high-level methods. For example, some low-level methods that have been used in DMET are Hartree–Fock (HF) theory,<sup>11,12</sup> Hartree–Fock–Bogoliubov theory,<sup>15</sup> antisymmetrized geminal power (AGP) wave functions,<sup>16</sup> coherent state wave functions for phonons,<sup>17</sup> and block product states for spins.<sup>18</sup> Some examples of high-level methods that have been used are exact diagonalization (also known as full configuration interaction (FCI)),<sup>11,12</sup> DMRG,<sup>15,19</sup> and coupled-cluster theory.<sup>20</sup>

So far, the ground-state formulation of DMET has been the most widely applied. In condensed matter systems, it has been used to study the one-dimensional Hubbard model,<sup>11,21</sup> the one-dimensional Hubbard–Anderson model,<sup>16</sup> the one-dimensional Hubbard–Holstein model,<sup>17</sup> the two-dimensional Hubbard model on the square,<sup>11,15,22</sup> as well as the honeycomb lattice<sup>19</sup> and the two-dimensional spin- $\frac{1}{2}$   $J_1$ – $J_2$  model.<sup>18</sup>

Received: March 28, 2016

Published: May 9, 2016

Quantum chemistry applications have been fewer, but it has been used to study hydrogen rings and sheets,<sup>12</sup> as well as carbon polymers, two-dimensional boron–nitride sheets, and crystalline diamond.<sup>20</sup> We also want to mention that the DMET bath orbital construction can be used to define optimal QM/MM boundaries,<sup>23</sup> as well as to construct atomic basis set contractions which are adapted to their chemical environment.<sup>24</sup> While DMET has mainly been used for ground states, though, the formalism is not limited to ground-state properties. By augmenting the ground-state bath space with additional correlated many-body states from a Schmidt decomposition of the response wave function, accurate spectral functions have been obtained.<sup>19,25</sup>

Despite this growing body of work on DMET from several workers, our own group's presentation of the numerical implementation and theoretical formulation of DMET has been limited to the two short original articles<sup>11,12</sup> and the Supporting Information of ref 15. The discussion of our implementation for quantum chemistry problems has been particularly brief. This work therefore attempts to provide a more explicit explanation of DMET from our perspective, which we believe will be particularly useful for those seeking to implement the method for their own chemistry applications. Together with this work, we provide a code QC-DMET<sup>26</sup> that may be used in real calculations. For simplicity, we focus exclusively on the ground-state formulation of DMET.

In Section 2, we begin by discussing the DMET bath construction. The DMET low-level and high-level embedding Hamiltonians and their connection through self-consistency are then introduced, and their construction is explained in Section 3. We explain how to compute expectation values (such as the energy) from the one- and two-particle reduced density matrices of the ground states of the embedding Hamiltonians in different fragments in Section 4. The numerical aspects of the self-consistency of DMET are treated in Section 5. Various algorithmic choices are tested, and their implications are discussed in Section 6. In Section 7, we summarize our results.

## 2. DMET BATH CONSTRUCTION

Imagine a system composed of two parts, a fragment (typically called an impurity in lattice applications) A and an environment B as shown in Figure 1. In general, any wave function  $|\Psi\rangle$  of the full system can be expressed in the Hilbert space of the states of A and B, i.e.,  $\{|A_i\rangle \otimes |B_j\rangle\}$ , of dimension  $N_A \times N_B$ . However, if the  $|\Psi\rangle$  of interest is known a priori, its Schmidt decomposition

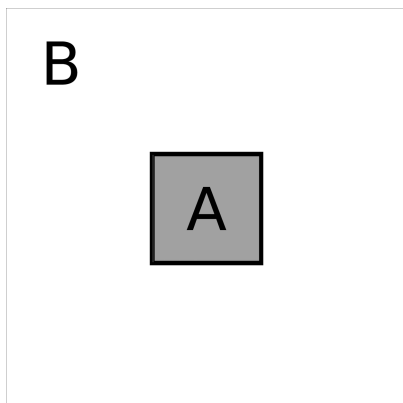


Figure 1. Local fragment A and its environment B.

for the local fragment A and its environment B allows us to reduce the number of required many-body states for the environment B significantly

$$\begin{aligned} |\Psi\rangle &= \sum_i^{N_A} \sum_j^{N_B} \Psi_{ij} |A_i\rangle |B_j\rangle \\ &= \sum_i^{N_A} \sum_j^{N_B} \sum_\alpha^{\min(N_A, N_B)} U_{i\alpha} \lambda_\alpha V_{\alpha j}^\dagger |A_i\rangle |B_j\rangle \\ &= \sum_\alpha^{\min(N_A, N_B)} \lambda_\alpha |\tilde{A}_\alpha\rangle |\tilde{B}_\alpha\rangle \end{aligned} \quad (1)$$

We remind the reader that the singular value decomposition of the coefficient tensor  $\Psi_{ij}$  yields two unitary basis transformations  $U_{i\alpha}$  and  $V_{j\alpha}^* = V_{\alpha j}^\dagger$ , which transform the many-body bases for the local fragment A and its environment B separately. If  $N_B$  is larger than  $N_A$ , this Schmidt decomposition shows that we only need to retain at most  $N_A$  many-body states for the environment B in order to express our desired  $|\Psi\rangle$ .

The  $N_A$  many-body Schmidt states  $|\tilde{B}_\alpha\rangle$  define an exact DMET bath for the fragment A. If  $|\Psi\rangle$  is the ground state of a Hamiltonian  $H$  in the full system, then it is *also* the ground state of the embedding Hamiltonian

$$H_{\text{emb}} = PHP \quad (2)$$

where  $P = \sum_{\alpha\beta} |\tilde{A}_\alpha \tilde{B}_\beta\rangle \langle \tilde{A}_\alpha \tilde{B}_\beta|$ . This is the heart of the DMET construction: The solution of a small embedded problem, consisting of a fragment plus its bath, is the same as the solution of the full system.

In practice, DMET approximations must enter, however, because the bath construction itself requires the solution state  $|\Psi\rangle$ . DMET is thus formulated in a boot-strap manner, where an *approximate* low-level  $|\Phi\rangle$  for the full system is first used to derive the DMET bath and then improved self-consistently from the high-level solution of the small embedded problem, which yields a high-level  $|\Psi\rangle$ . Different DMET approximations in the literature use different states  $|\Phi\rangle$  and impose different forms of self-consistency between  $|\Psi\rangle$  and  $|\Phi\rangle$ .

In a general DMET calculation, the total system can be divided into multiple local fragments (Figure 2). In this case, each local fragment  $A_x$  is associated with its own embedded problem and high-level wave function  $|\Psi_x\rangle$ . Consistency between the different  $|\Psi_x\rangle$  must then be enforced. This is




Figure 2. Division of the universe into local fragments.

carried out via self-consistency with a *single* low-level  $|\Phi\rangle$  used to describe the total system.

Various kinds of low-level wave functions have been explored in the literature. These include wave functions with correlation, such as configuration interaction wave functions in ref 25, block product states for spins in ref 18, and AGP wave functions in ref 16. These forms of  $|\Phi\rangle$  yield correlated many-body Schmidt states, whose matrix elements must be explicitly computed in the embedding Hamiltonian. However, although there are real benefits to using the most accurate feasible  $|\Phi\rangle$  in the bath construction, it is also convenient to recycle the large number of existing quantum many-body solvers when solving the embedded problem. When a low-level wave function of mean-field form is used, such as a Slater determinant, the  $N_A$  many-body states for the environment B are spanned by a Fock space of single-particle states, equal in number to the number of single-particle states of the local fragment A.<sup>12</sup> This orbital representation of the bath then allows us to reuse existing quantum many-body solvers with little modification. In this work, we focus therefore on low-level Slater determinant wave functions.

**2.1. Bath Orbitals from a Slater Determinant.** Consider a Slater determinant approximation  $|\Phi_0\rangle$  for the ground state of the full system. In second quantization, it can be written as

$$|\Phi_0\rangle = \prod_{\mu \in \text{occ}} \hat{a}_\mu^\dagger |-\rangle \quad (3)$$

Here,  $\mu$  denotes occupied spin-orbitals, and  $|-\rangle$  denotes the true vacuum. In lattice model language, the *spin-orbital* indices combine the lattice site and spin indices into one index. A spin-orbital therefore has two possible occupations. *Spatial orbitals* correspond to the lattice sites which have four possible occupations. In what follows, we always assume orthonormal spin-orbitals for the local fragment and its environment. They are denoted by  $k, l, m$ , and  $n$ , and there are  $L$  of them. The occupied orbitals are of course always orthonormal. They are denoted by  $\mu$  and  $\nu$ , and there are  $N_{\text{occ}}$  of them. The orthonormal local fragment and bath orbitals are denoted by  $p, q, r$ , and  $s$ . There are  $L_A$  orbitals in the local fragment A.

The occupied orbitals can be written in terms of the local fragment and environment orbitals

$$\hat{a}_\mu^\dagger = \sum_{k \in A, B} \hat{a}_k^\dagger C_{k\mu} \quad (4)$$

The physical wave function represented by eq 3 does not change when the occupied orbitals are rotated among each other.<sup>27,28</sup> Reference 12 discusses how this freedom can be used to split the occupied orbital space into two parts: orbitals with and without overlap on the local fragment. This construction can be understood by means of a singular value decomposition. Consider the occupied orbital coefficient block with indices on the local fragment:  $k \in A$ . The singular value decomposition of the  $L_A \times N_{\text{occ}}$  coefficient block  $C_{k\mu}$  yields an occupied orbital rotation matrix  $V_{\mu p}$

$$C_{k\mu}(k \in A) = \sum_p^{L_A} U_{kp} \lambda_p V_{p\mu}^\dagger \quad (5)$$

which can be made square by adding  $N_{\text{occ}} - L_A$  extra columns:  $W = [V \tilde{V}]$ . The occupied orbital space can now be rotated with the  $N_{\text{occ}} \times N_{\text{occ}}$  matrix  $W$

$$\hat{a}_p^\dagger = \sum_{\mu}^{N_{\text{occ}}} \hat{a}_\mu^\dagger W_{\mu p} = \sum_{\mu}^{N_{\text{occ}}} \sum_{k \in A, B} \hat{a}_k^\dagger C_{k\mu} W_{\mu p} = \sum_{k \in A, B} \hat{a}_k^\dagger \tilde{C}_{kp} \quad (6)$$

Of the rotated occupied orbitals, only  $L_A$  have nonzero overlap with the local fragment

$$\tilde{C}_{kp}(k \in A) = \sum_{\mu}^{N_{\text{occ}}} \sum_q^{L_A} U_{kq} \lambda_q V_{q\mu}^\dagger W_{\mu p} = \begin{cases} U_{kp} \lambda_p & \text{if } p \leq L_A \\ 0 & \text{otherwise} \end{cases} \quad (7)$$

This construction assumes that  $L_A \leq N_{\text{occ}}$ . This assumption can fail when we use large basis sets in quantum chemistry. We return to this issue in Section 2.2.

The Schmidt eigenstates  $\{|\tilde{B}_\alpha\rangle\}$  in eq 1 can be found by diagonalizing the reduced density matrix of the environment B

$$\hat{\rho}_B = \text{Tr}_A |\Psi_0\rangle\langle\Psi_0| = \sum_i^{N_A} \langle A_i | \Psi_0 \rangle \langle \Psi_0 | A_i \rangle = \sum_{\alpha}^{\min(N_A, N_B)} \lambda_{\alpha}^2 |\tilde{B}_{\alpha}\rangle\langle\tilde{B}_{\alpha}| \quad (8)$$

Consider  $\{\langle A_i | \Phi_0 \rangle\}$ , the overlap of the Slater determinant with the many-body basis states of the local fragment A. The Slater determinant can be factorized into two parts: one part which contains the orbitals with overlap on the local fragment and a second part which contains the orbitals without overlap on the local fragment:

$$|\Phi_0\rangle = \left( \prod_{p \leq L_A} \hat{a}_p^\dagger \right) \left( \prod_{L_A < p \leq N_{\text{occ}}} \hat{a}_p^\dagger \right) |-\rangle \quad (9)$$

The  $N_A$  states  $\{|\tilde{B}_{\alpha}\rangle\}$  are therefore spanned by the direct product space of (a) the  $N_{\text{occ}} - L_A$  occupied orbitals without overlap on the local fragment and (b) the Fock space consisting of the  $L_A$  entangled orbitals with overlap on the local fragment, after they have been projected onto the environment. The construction in eq 5 of ref 12 is based on the overlap of the occupied orbitals with the local fragment

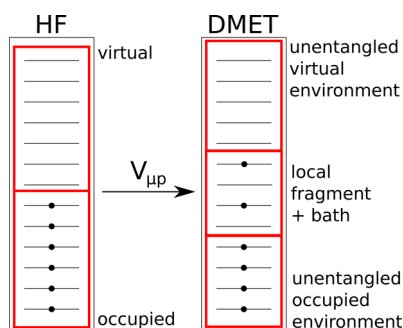
$$S_{\mu\nu} = \sum_{k \in A} C_{\mu k}^\dagger C_{k\nu} = \sum_p^{L_A} V_{\mu p} \lambda_p^2 V_{p\nu}^\dagger \quad (10)$$

It is immediately clear from the discussion above that at most  $L_A$  eigenvalues of  $S_{\mu\nu}$  are nonzero. The  $L_A$  corresponding eigenvectors yield the bath orbitals ( $r \leq L_A$ )

$$\hat{a}_r^\dagger = \sum_{k \in B} \hat{a}_k^\dagger \frac{\tilde{C}_{kr}}{\sqrt{\sum_{l \in B} |\tilde{C}_{lr}|^2}} = \sum_{k \in B} \sum_{\mu}^{N_{\text{occ}}} \hat{a}_k^\dagger \frac{C_{k\mu} V_{\mu r}}{\sqrt{1 - \lambda_r^2}} \quad (11)$$

The bath orbitals in eq 11 are exactly those from eq 6, after the latter have been projected onto the environment.

From the above, we see that the DMET construction yields four kinds of orbitals: local fragment orbitals, bath orbitals, unentangled occupied environment orbitals, and unentangled unoccupied environment orbitals. The bath orbitals and local fragment orbitals will, in general, be partially occupied in the DMET high-level wave function  $|\Psi\rangle$ ; thus, the bath plus local fragment space is a quantum chemistry *active space*. In active space language, the unentangled occupied environment orbitals are external core orbitals, and the unentangled unoccupied environment orbitals are external virtual orbitals. Figure 3 illustrates the relationship of the original basis to the active space representation generated by the transformation to bath orbitals. Because there are  $N_{\text{occ}} - L_A$  core orbitals, the active space of the  $2L_A$  local fragment and bath orbitals will contain



**Figure 3.** Bath orbital transformation generates an active space. Note that the depicted ordering of the orbitals is arbitrary.

precisely  $L_A$  electrons. The  $N_{\text{occ}} - L_A$  core orbitals can contribute direct and exchange terms to the embedded Hamiltonian, as discussed in Section 3.

**2.2. Bath Orbital Construction in Practice.** We now present a second and completely equivalent construction of the bath orbitals. In this formulation, only the mean-field density matrix in the local fragment and environment orbital basis is required

$$D_{kl} = \langle \Phi_0 | \hat{a}_l^\dagger \hat{a}_k | \Phi_0 \rangle = \sum_{\mu} C_{k\mu} C_{\mu l}^\dagger = \sum_p \tilde{C}_{kp} \tilde{C}_{pl}^\dagger \quad (12)$$

The eigenvalues of this idempotent density matrix are all either 0 or 1. Consider the  $(L - L_A) \times (L - L_A)$  subblock where  $k$  and  $l$  belong to the environment B only. We have hence removed the  $L_A$  rows and columns corresponding to the local fragment. Due to MacDonald's theorem,<sup>29</sup> at most,  $L_A$  eigenvalues of the  $(L - L_A) \times (L - L_A)$  subblock will lie between 0 and 1. The corresponding eigenvectors are the orthonormal bath orbitals from eq 11. The  $N_{\text{occ}} - L_A$  eigenvectors with eigenvalue 1 are the unentangled occupied environment orbitals, which give direct and exchange contributions to the active space Hamiltonian (see Section 3).

The overlap matrix  $S_{\mu\nu}$  in eq 10 is a projector of the occupied orbitals onto the local fragment. Analogously,  $D_{kl}(kl \in B)$  is a projector of the environment orbitals onto the occupied orbitals. Any eigenvectors with partial weight signal occupied orbitals with support on both the local fragment and the environment, i.e., the entangled occupied orbitals.

In practical calculations in quantum chemistry, the selection of bath orbitals is intimately tied to the localization procedure used to determine how orbitals define fragments. One possibility is to localize orbitals using some standard procedure (Löwdin orthogonalization, Boys localization, etc.) and defining the fragments accordingly. It is important to note, however, that the localization must mix particle and hole states so that at least some of the fragment orbitals become entangled. If this strategy is followed, some of the  $L_A$  fractional eigenvalues of  $D_{kl}(kl \in B)$  can lie arbitrarily close to 0 or 1 (or to 0 or 2 when a spin-summed restricted Slater determinant is used as the low-level wave function). It can happen for very large basis sets ( $N_{\text{occ}} < L_A$ ) or when the occupied core orbitals of neighboring atoms are in practice unentangled. This makes it difficult to distinguish between true bath orbitals and unentangled environment orbitals. In such cases, one approach is to use an eigenvalue cutoff (e.g.,  $10^{-13}$ ) to discard the corresponding eigenvectors from the bath orbital space. However, in chemical applications, this truncation can lead to problems, for example,

if different sets of bath orbitals enter at different points on a potential energy surface. A practical fix is then to keep only one bath orbital per broken chemical bond, as was first presented in ref 23.

In this work, we have considered a more elaborate localization strategy using the ideas expressed in ref 30. In a typical calculation, we determine fragment core orbitals by projecting the occupied MO set into core-like AOs. In the valence space, we use the intrinsic atomic orbital (IAO) construction described in ref 30. This yields a set of localized, atomic-like orbitals that exactly span the occupied MO space. Localized, atomic-like virtual orbitals are then determined by a projection into a set of corresponding atomic-like orbitals (appropriately orthogonalizing with respect to the previous sets). If this strategy is followed, entangled orbitals in the fragment are restricted to the valence IAO set, while core (and virtual) orbitals keep this character within the fragment. We find this strategy closer to the spirit of DMET and can avoid some of the arbitrariness in choosing an eigenvalue cutoff to determine entangled orbitals. It can also provide more consistent results as the atomic basis set is increased toward completeness.

Due to the possibility of truncation, we henceforth denote the number of bath orbitals by  $L_B$ , where  $L_B \leq L_A$ . Once the bath orbitals are determined by diagonalizing  $D_{kl}(kl \in B)$ , all other environment orbitals are restricted to be fully occupied or empty. Thus, with truncation, the deficit in electron number between the fully occupied environment orbitals and  $N_{\text{occ}}$  is the number of electrons  $N_{\text{act}}$  in the active space.

### 3. DMET HAMILTONIANS AND SELF-CONSISTENCY

We now introduce the low-level and high-level DMET Hamiltonians, which are connected by the DMET correlation potential and self-consistency. In lattice applications of DMET, the low-level Hamiltonian is termed the lattice Hamiltonian, and the high-level embedding Hamiltonian is termed the impurity Hamiltonian. As the quantities are all related, we discuss in general terms their role in the theory before we give their precise definition.

We first start with the Hamiltonian for the total system. For a general chemical problem, it takes the form

$$\hat{H} = E_{\text{nuc}} + \sum_{kl} t_{kl} \hat{a}_k^\dagger \hat{a}_l + \frac{1}{2} \sum_{klmn} (klmn) \hat{a}_k^\dagger \hat{a}_m^\dagger \hat{a}_n \hat{a}_l \quad (13)$$

where  $t_{kl}$  and  $(klmn)$  are diagonal in the spin indices of spin-orbitals  $k$  and  $l$ , and  $(klmn)$  is diagonal in the spin indices of  $m$  and  $n$  as well. Throughout this work, four-fold permutation symmetry  $(klmn) = (mnlk) = (lknm)$  is assumed.

Here,  $\hat{H}$  yields  $|\Psi_0\rangle$  as its exact ground state, as appears in eq 1. However, in DMET, the determination of  $|\Psi_0\rangle$  is replaced by the determination of a low-level wave function  $|\Phi\rangle$  and a set of high-level wave functions  $|\Psi_x\rangle$ . Also,  $|\Phi\rangle$  is the ground state of the DMET low-level Hamiltonian  $\hat{h}'$  (vide infra), and  $|\Psi_x\rangle$  is the ground state of the DMET high-level (embedding) Hamiltonian  $\hat{H}_{\text{emb}}^x$  for fragment  $A_x$ . Both are derived from  $\hat{H}$ , and are connected by the correlation potential  $\hat{C}$ . The correlation potential  $\hat{C}$  is adjusted to match observables in  $|\Phi\rangle$  and  $|\Psi\rangle$  through a self-consistency cycle. As we see, the form of  $\hat{C}$  depends on the observables we choose to match and the type of  $|\Phi\rangle$  we are using.

In the formulation we focus on here, the low-level  $|\Phi\rangle$  is a Slater determinant. Thus,  $\hat{h}'$  is a one-particle Hamiltonian of the form

$$\hat{h}' = \hat{h} + \sum_x \hat{C}_x \quad (14)$$

where  $\hat{C}$  is a sum of one-particle operators acting on each of the blocks of fragment orbitals

$$\hat{C}_x = \sum_{kl \in A_x} u_{kl}^x \hat{a}_k^\dagger \hat{a}_l \quad (15)$$

and the  $u_{kl}^x$  matrix elements are adjusted to match single-particle density matrices  $\langle a_p^\dagger a_q \rangle$  between the high-level wave function  $|\Psi_x\rangle$  and the global low-level wave function  $|\Phi\rangle$ . We delay the precise description of the matching until Section 5 but note that unless there is translational invariance or other symmetries to relate the fragments,  $\hat{C}_x$  will be different for each fragment. Here,  $\hat{h}$  is a single-particle Hamiltonian, which may be held fixed along the DMET optimization. The simplest choice for  $\hat{h}$  is the one-particle part of the total Hamiltonian  $\hat{H}$ , and in this case, one relies on the correlation potential  $\hat{C}$  to produce the mean-field Fock-like Coulomb and exchange contributions on the fragments, as the correlation potential is adjusted by the self-consistency. Alternatively, one can choose the initial  $\hat{h}$  to be the Fock operator  $\hat{F}$  derived from  $\hat{H}$ . In this case, however, the Coulomb and exchange potentials of  $\hat{F}$  that act in each fragment  $A_x$  will be redundant with  $\hat{C}_x$  during the self-consistency, although the components that act outside of the fragments are not. If  $\hat{H}$  only has Coulomb terms which act in each fragment separately (as in the Hubbard model), choosing  $\hat{h}$  to be the Fock operator or the hopping Hamiltonian  $\sum_{kl}^L t_{kl} \hat{a}_k^\dagger \hat{a}_l$  is exactly equivalent. Thus, in applications of DMET to the Hubbard model, the simpler hopping Hamiltonian  $\hat{h}$  has been commonly used.

We now discuss the high-level embedding Hamiltonians. There are two choices: an interacting bath high-level Hamiltonian and a noninteracting bath high-level Hamiltonian.

**3.1. Interacting Bath Formulation.** The high-level embedding Hamiltonian  $\hat{H}_{\text{emb}}^x$  is an interacting Hamiltonian for the active space of local fragment  $A_x$ . The conceptually simplest construction of  $\hat{H}_{\text{emb}}^x$  is to project the total Hamiltonian  $\hat{H}$  into the active space representation of fragment  $A_x$ , as in eq 2. We can do this by writing the one-particle part of  $\hat{H}_{\text{emb}}^x$  as

$$\begin{aligned} \hat{h}^x &= \sum_{kl} [t_{kl} + \sum_{mn} [(klmn) - (knml)] D_{mn}^{\text{env},x}] \hat{a}_k^\dagger \hat{a}_l \\ &= \sum_{kl} \tilde{h}_{kl}^x \hat{a}_k^\dagger \hat{a}_l \end{aligned} \quad (16)$$

(note the inclusion of the Coulomb and exchange terms from the unentangled occupied environment), then transforming the one-particle part to the active representation of fragment  $A_x$  and adding the active space two-electron integrals, yielding

$$\hat{H}_{\text{emb}}^x = P\hat{H}P = \sum_{rs}^{L_{A_x}+L_{B_x}} \tilde{h}_{rs}^x \hat{a}_r^\dagger \hat{a}_s + \sum_{pqrs}^{L_{A_x}+L_{B_x}} (pqrs) \hat{a}_p^\dagger \hat{a}_r^\dagger \hat{a}_s \hat{a}_q \quad (17)$$

where  $P$  denotes the transformation and projection into the active space of fragment  $A_x$ . Note that the correlation potential does not actually appear in  $\hat{H}_{\text{emb}}^x$ , as this would double-count

the effects of the interactions already included in the active space. The correlation potential appears only indirectly through its effect on the form of the bath and core orbitals. However, to ensure that the total number of electrons in all local fragments adds up to  $N_{\text{occ}}$ , it becomes necessary to introduce a global chemical potential for the local fragment orbitals, thus giving

$$\hat{H}_x^{\text{emb}} \leftarrow \hat{H}_x^{\text{emb}} - \mu_{\text{glob}} \sum_{r \in A_x} \hat{a}_r^\dagger \hat{a}_r \quad (18)$$

Note that  $\mu_{\text{glob}}$  does not depend on orbital ( $r$ ) or fragment ( $x$ ) indices.

**3.2. Noninteracting Bath Formulation.** A simpler construction, motivated by the impurity formulation of dynamical mean-field theory, can also be used. Here, Coulomb interactions are only included on the fragment orbitals while the correlation potential  $\hat{C}$  is used to mimic the Coulomb interactions elsewhere. This is known as the *noninteracting bath* formulation of DMET. Here, we first define the single-particle part of the high-level Hamiltonian as

$$\hat{h}^x = \hat{h} + \sum_{x \neq A} \hat{C}_x \quad (19)$$

where we observe that the correlation potential appears on all sites *outside* of the fragment. We then transform this to the fragment plus bath representation of fragment  $A_x$  and include the two-particle interactions *only on the fragment orbitals*, giving (including a chemical potential)

$$\begin{aligned} \hat{H}_{\text{emb}}^x &= \sum_{rs}^{L_{A_x}+L_{B_x}} \tilde{h}_{rs}^x \hat{a}_r^\dagger \hat{a}_s - \mu_{\text{glob}} \sum_{r \in A_x} \hat{a}_r^\dagger \hat{a}_r + \sum_{klmn}^{L_{A_x}} (klmn) \\ &\quad \hat{a}_k^\dagger \hat{a}_m^\dagger \hat{a}_n \hat{a}_l \end{aligned} \quad (20)$$

Because the correlation potential appears directly in the high-level Hamiltonian through its contribution to eq 19, the correlation potential can itself be used to control the total particle number in all the local fragments. Thus, if matching the particle number between  $|\Phi\rangle$  and the union of all  $|\Psi_x\rangle$  is achieved perfectly in the DMET self-consistency cycle, the chemical potential  $\mu_{\text{glob}}$  appearing in eq 20 is redundant and can be omitted. Alternatively,  $\hat{C}$  (i.e.,  $u_{kl}^x$ ) can be constrained to be traceless, and then  $\mu_{\text{glob}}$  takes on the meaning of the diagonal part of  $\hat{C}$ . We typically use the latter strategy.

While the noninteracting bath formulation only includes two-particle interactions on the fragment orbitals, it nonetheless converges to the exact result as the fragment size increases. Thus, either the noninteracting bath or interacting bath formulation can be used and may be convenient for different purposes. For example, the first studies of the Hubbard model with DMET used the noninteracting bath formulation because many quantum Monte Carlo methods used in this problem have difficulty with the nonlocal two-electron interactions that appear in the interacting bath formulation of DMET. However, for quantum chemical solvers such as configuration interaction or coupled cluster theory, the only benefit to omitting the bath two-particle interactions is to reduce the number of two-electron integrals to compute. This is not a large advantage in practice when weighed against neglecting the bath correlations. For this reason, we focus on the interacting bath formulation in the calculations in this work.

#### 4. DMET EXPECTATION VALUES

The ground state of each fragment DMET high-level Hamiltonian yields a high-level wave function  $|\Psi_x\rangle$ . These high-level wave functions are used to assemble the DMET expectation values of interest. Note that if the fragments are nonoverlapping as is typical in DMET each fragment wave function defines the expectation values for operators that act *locally* on each fragment. For example, from each local fragment's  $|\Psi_x\rangle$ , we obtain the one-particle and two-particle density matrices (1- and 2-RDM) on the fragments

$$D_{sr}^x = \langle \hat{a}_r^\dagger \hat{a}_s \rangle \quad (21)$$

$$P_{qp|sr}^x = \langle \hat{a}_p^\dagger \hat{a}_r^\dagger \hat{a}_s \hat{a}_q \rangle \quad (22)$$

with  $pqr \in A_x$ . We refer to this as a “democratic” evaluation of the local expectation values.

For nonlocal operators that act on multiple fragments, different fragments' high-level wave functions will, in general, yield different values for the nonlocal expectation values. Clearly, it is desirable to combine the expectation values from different fragments in an optimal way. The solution used in the original DMET was to partition the expectation value of a Hermitian sum of nonlocal operators, such as  $\hat{a}_i^\dagger \hat{a}_j + \hat{a}_j^\dagger \hat{a}_i$ , in a similarly democratic fashion as

$$\langle \hat{a}_i^\dagger \hat{a}_j + \hat{a}_j^\dagger \hat{a}_i \rangle = \langle \Psi_{x(i)} | \hat{a}_i^\dagger \hat{a}_j | \Psi_{x(i)} \rangle + \langle \Psi_{x(j)} | \hat{a}_j^\dagger \hat{a}_i | \Psi_{x(j)} \rangle \quad (23)$$

where  $x(i)$  denotes the fragment containing orbital  $i$ , i.e., the first index of the operator determined the fragment wave function to use. Following this rule, the total energy corresponding to the Hamiltonian  $\hat{H}$  in eq 13 is evaluated as

$$E_{\text{tot}} = E_{\text{nuc}} + \sum_x E_x \quad (24)$$

$$E_x = \sum_{k \in A_x} \left( \sum_l t_{kl} D_{lk}^{\text{tot}} + \frac{1}{2} \sum_{lmn} (klmn) P_{klmn}^{\text{tot}} \right) \quad (25)$$

However, there are some cases where this “democratic” partitioning of nonlocal expectation values is suboptimal. This can be observed when a single fragment (labeled by A) is treated with a high-level method, while other fragments are treated at a lower level of theory. In this case, the nonlocal expectation values associated with the high-level wave function of fragment A are more accurate than the expectation values associated with the low-level wave function of other fragments. Then, it is more accurate to define

$$\langle \hat{a}_i^\dagger \hat{a}_j + \hat{a}_j^\dagger \hat{a}_i \rangle = \langle \Psi_A | \hat{a}_i^\dagger \hat{a}_j | \Psi_A \rangle + \langle \Psi_A | \hat{a}_j^\dagger \hat{a}_i | \Psi_A \rangle \quad (26)$$

In the extreme case where a single fragment is treated at a high level of theory while other fragments are treated at the same level of theory as that used to obtain the Slater determinant  $|\Phi\rangle$ , then it is more accurate to define *all* expectation values using the high-level wave function for fragment A. In this case, the energy expression becomes

$$E_{\text{tot}} = E_{\text{nuc}} + E_A \quad (27)$$

We see an example of this in the applications section.

It is important to note that not only the fragment and bath orbitals but also the *core* (unentangled occupied environment) orbitals in  $|\Psi_x\rangle$  contribute to nonlocal expectation values. For example, in eq 25, the density matrices are *total* density matrices including the core contributions. Not including the

core contributions leads to inaccurate values for nonlocal expectation values. This can be seen in ref 21, where the nonlocal correlation functions did not use the core contributions. For the interacting bath formulation with democratic partitioning, the fragment energies, eq 25, become

$$E_x \approx \sum_{p \in A_x} \left( \sum_q^{L_{A_x} + L_{B_x}} \frac{t_{pq} + \tilde{h}_{pq}^x}{2} D_{qp}^x + \frac{1}{2} \sum_{qrs}^{L_{A_x} + L_{B_x}} (pq|rs) P_{qp|sr}^x \right) \quad (28)$$

with  $\tilde{h}_{pq}^x$  the rotated one-electron integrals from eq 16. The one-electron integrals in eq 28 avoid the double counting of Coulomb and exchange contributions of the *core* (unentangled occupied environment) orbitals. The factor  $\frac{1}{2}$  is similar to the difference between the Fock operator and energy expressions in HF theory.

#### 5. OPTIMIZATION OF THE LOW-LEVEL HAMILTONIAN AND CORRELATION POTENTIAL

The final component in the DMET algorithm is to determine the correlation potential  $\hat{C}$ . As introduced above, in the interacting bath formulation, the correlation potential appears in the low-level Hamiltonian  $\hat{h}'$ , while in the noninteracting bath formulation, it appears in both the low-level Hamiltonian  $\hat{h}'$  and high-level Hamiltonian  $\hat{H}_{\text{emb}}^x$ .

Optimizing the correlation potential requires choosing observables to match between the low-level and high-level wave functions, which defines an associated cost function. Different cost functions lead to different DMET functional constructions, with different properties. For example, matching the density matrices of the fragments makes the DMET observables a functional of the self-consistently converged density matrices: DMET is then a local density matrix functional theory. Matching only the diagonal elements of the density matrices in DMET similarly provides a lattice density functional interpretation of DMET.

Some of the cost functions and correlation potential forms that have been used in DMET calculations include matching the full density matrix of the fragment plus bath orbitals (but using correlation potentials defined in the usual way on the fragments only,  $u_{kl}^x$  for  $kl \in A_x$  in eq 15), which we term fragment (impurity) plus bath fitting,<sup>11,12</sup> matching the density matrix of the fragments only using correlation potentials on the fragments, which we term fragment (impurity) only fitting,<sup>11,12</sup> matching the diagonals of the fragment density matrices, using diagonal correlation potentials on the fragments ( $u_{kl}^x = u_{kk}^x \delta_{kl}$ ),<sup>21</sup> and using no correlation potential ( $u_{kl}^x = 0$ ) and only matching the total number of electrons with a global chemical potential  $\mu_{\text{glob}}$ ,<sup>20</sup> which we refer to as single-shot embedding. Written explicitly, these cost functions are, respectively, for the fragment plus bath density matrices<sup>11</sup>

$$\text{CF}_{\text{full}}(u) = \sum_x \sum_{rs}^{L_{A_x} + L_{B_x}} (D_{rs}^x - D_{rs}^{\text{mf}}(u))^2 \quad (29)$$

the fragment only density matrices<sup>12,16</sup>

$$\text{CF}_{\text{frag}}(u) = \sum_x \sum_{rs \in A_x} (D_{rs}^x - D_{rs}^{\text{mf}}(u))^2 \quad (30)$$

the fragment only densities<sup>21</sup>

$$CF_{\text{dens}}(u) = \sum_x \sum_{r \in A_x} (D_{rr}^x - D_{rr}^{\text{mf}}(u))^2 \quad (31)$$

and for the total electron number<sup>20</sup>

$$CF_{\text{elec}}(\mu_{\text{glob}}) = \left( \sum_x \sum_{r \in A_x} D_{rr}^x(\mu_{\text{glob}}) - N_{\text{occ}} \right)^2 \quad (32)$$

The latter corresponds to a global chemical potential optimization. As discussed extensively in ref 16, trying to mimic (parts of) a high-level correlated density matrix by (parts of) a mean-field density matrix is not always possible because the latter is idempotent, while the former does not have to be. This is analogous to certain densities not being noninteracting  $\nu$ -representable in Kohn–Sham density functional theory. In such cases, the cost functions will not minimize to zero, and this is in fact always the case for the first cost function eq 29. In the calculations in this work, we focus primarily on the local fragment (“impurity only”) density matrix matching, as in the original quantum chemistry DMET.<sup>12</sup>

The cost function optimization algorithm in refs 11 and 12 optimized the correlation potential  $u_{kl}^x$  for each local fragment  $A_x$  independently. The disadvantage is that it is prone to limit cycles and slow convergence due to overshooting when there are multiple fragments. Instead, we recommend to optimize the correlation potential for all local fragments simultaneously; the stationary points of the two procedures are the same. We further fix the high-level density matrix when optimizing the cost function since then the gradient with respect to the correlation potential can be expressed in terms of the gradient of the low-level density matrix. This is easily computed, as shown in the Appendix. We then use this gradient in a standard least-squares optimizer such as provided by MINPACK. Once the new  $u$  is determined the high-level density matrix is updated. [This iterative strategy is common to all previous DMET works. For certain problems, it may not be an optimal numerical strategy similar to how fixed-point iterations in standard HF theory may fail in certain molecules.] The full algorithm is described in Section 5.1.

If there exists no low-level wave function that exactly matches the given (fixed) high-level density matrix fragments, the best matching low-level density matrix  $D^{\text{mf}}(u)$  may be undetermined during the cost-function optimization. This is because for any nonzero value of the cost function and fixed high-level density matrix, there is clearly a manifold of low-level density matrices  $D^{\text{mf}}$  (not necessarily parametrized by  $u$ ), which yield the same (nonzero) cost. Indeterminacy occurs when there is a continuous intersection between  $D^{\text{mf}}$  and  $D^{\text{mf}}(u)$  (i.e., the density matrices parametrized by  $u$ ), which is increasingly likely as the fragment size increases, and there is more freedom in  $u$ . It is therefore useful to consider an alternative formulation where this indeterminacy does not arise.

First, consider minimizing  $\langle \Phi | \hat{h} | \Phi \rangle$  under a set of Lagrangian constraints similar to the Kohn–Sham scheme in density functional theory. If the local fragment density matrices are to be matched (cf. eq 30), this corresponds to the optimization

$$\min_{\Phi} [\langle \Phi | \hat{h} | \Phi \rangle + \sum_x \sum_{rs \in A_x} u_{sr}^x (D_{rs}^{\text{mf}}(\Phi) - D_{rs}^x)] \quad (33)$$

In eq 33, the correlation potential appears as the matrix of Lagrange multipliers that enforces the constraints. Imposing the

orthonormality constraint on the orbitals  $\phi_i$  leads to a set of eigenequations satisfied at the minimum

$$\sum_j (\hat{h} + \sum_x \hat{u}^x)_{ij} \phi_j = \varepsilon_i \phi_i \quad (34)$$

where  $\varepsilon_i$  is the set of Lagrange multipliers enforcing orthonormality. This eigenvalue problem is identical to the ground state DMET low-level problem, where the orbitals that define  $|\Phi\rangle$  are obtained from the single-particle Hamiltonian  $\hat{h}'$ . To eliminate the indeterminacy when the density matrix constraint cannot be satisfied, we consider the dual of eq 33, replacing the constrained optimization by an unconstrained maximization over the potential  $u$ , following Lieb.<sup>31,32</sup> This gives the new cost function

$$CF_{\text{frag}}(u) = \min_{\Phi} [\langle \Phi | \hat{h} | \Phi \rangle + \sum_x \sum_{rs \in A_x} u_{sr}^x (D_{rs}^{\text{mf}}(\Phi) - D_{rs}^x)] \quad (35)$$

In the above  $|\Phi\rangle$  uses the *aufbau* occupations. When an exact match of the density matrix can be found, maximizing eq 35 is equivalent to minimizing eq 33 or the original cost function eq 30. However, the unconstrained maximization can be performed even when no exact match exists, and then the presence of the energy term breaks the degeneracy of imperfectly matched solutions, removing the indeterminacy in  $u$ .

To maximize eq 35, we use a standard BFGS optimization (using the analytical gradients of the cost function). For all calculations presented later using fragment density matrix matching, it was possible to perfectly match the density matrices; thus, the cost functions eqs 30 or 35 gave identical results. We also use the mean-field Fock operator of the initial low-level wave function  $|\Phi\rangle$  (in practice, the restricted Hartree–Fock determinant) to define  $\hat{h}$  in eq 35. This still ties the DMET optimization problem to the original Hartree–Fock solution. This dependence could be eliminated if the mean-field Fock operator is also determined self-consistently. However, in the few cases where we tried the latter, we observed no noticeable difference with respect to using the initial Fock operator.

**5.1. The DMET algorithm.** Now that all the pieces of the DMET algorithm have been introduced, the total DMET algorithm can be described. At the start, the system Hamiltonian (eq 13) should be known, as well as the partitioning of the system into local fragments (Figure 2). The pseudocode for the total DMET algorithm is given in algorithm 1. On lines 4–6 the low-level density matrix for the total system is computed for a given correlation potential. On line 9, the DMET bath orbitals for local fragment  $A_x$  are computed according to Section 2.2. On line 10, the high-level embedding Hamiltonian for local fragment  $A_x$  is calculated according to Section 3. Together with a global chemical potential which only acts on the local fragment orbitals but not on the bath orbitals, the high-level ground state 1-RDM and 2-RDM on line 11 are determined from the embedding Hamiltonian. The contribution of local fragment  $A_x$  to the total energy is computed according to eq 25 on line 12. On line 14, these local energy contributions are summed to yield the total DMET system energy. On line 15, the total number of electrons in all local fragments is obtained as a sum of local fragment traces of the high-level 1-RDMs. When this number is different from the desired particle number, the chemical

potential needs to be adjusted. Line 16 is realized in our code by the secant root-finding method to solve for

$$N_{\text{fragments}}(\mu_{\text{glob}}) - N_{\text{occ}} = 0 \quad (36)$$

And finally, once  $\mu_{\text{glob}}$  is found, the optimization of the correlation potential on line 18 is performed with the methods described in Section 5.

Algorithm 1 Pseudocode for the DMET algorithm

```

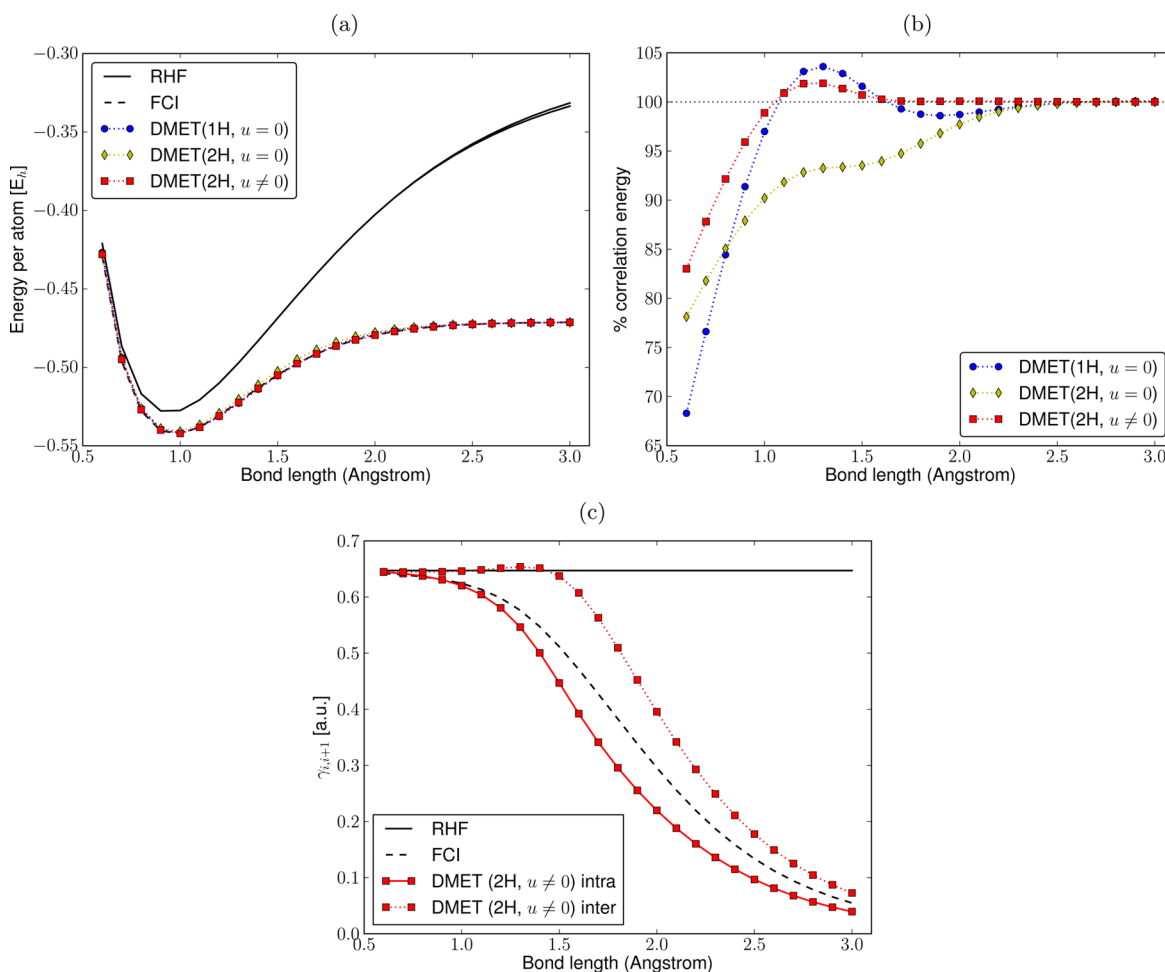
1:  $u \leftarrow 0$ 
2:  $\mu_{\text{glob}} \leftarrow 0$ 
3: do
4:    $u_{\text{previous}} \leftarrow u$ 
5:    $|\Phi_0(u)\rangle \leftarrow \hat{F} + \sum_x \hat{C}_x$ 
6:    $D_{kl}^{\text{mf}} \leftarrow |\Phi_0(u)\rangle$ 
7:   do
8:     for  $A_x \in \text{system do}$ 
9:       Compute bath orbitals:  $\hat{a}_r^l \leftarrow D_{kl}^{\text{mf}}$ 
10:       $E_0; h_{rs}^x; (pq|rs) \leftarrow D_{kl}^{\text{mv},x} \leftarrow D_{kl}^{\text{mf}}$ 
11:       $D_{sr}^x; P_{qp|sr}^x \leftarrow E_0; \tilde{h}_{rs}^x; (pq|rs); \mu_{\text{glob}}$ 
12:       $E_x \leftarrow D_{sr}^x; P_{qp|sr}^x$ 
13:    end for
14:     $E_{\text{tot}} \leftarrow E_{\text{mic}} + \sum_x E_x$ 
15:     $N_{\text{fragments}} \leftarrow \sum_x \sum_{r \in A_x} D_{rr}^x$ 
16:     $\mu_{\text{glob}} \leftarrow \mu_{\text{glob}}; N_{\text{fragments}} - N_{\text{occ}}$ 
17:  while  $N_{\text{fragments}} \neq N_{\text{occ}}$ 
18:   $u; D_{kl}^{\text{mf}} \leftarrow \min_u \text{CF}(u)$ 
19: while  $u \neq u_{\text{previous}}$ 

```

## 6. APPLICATIONS

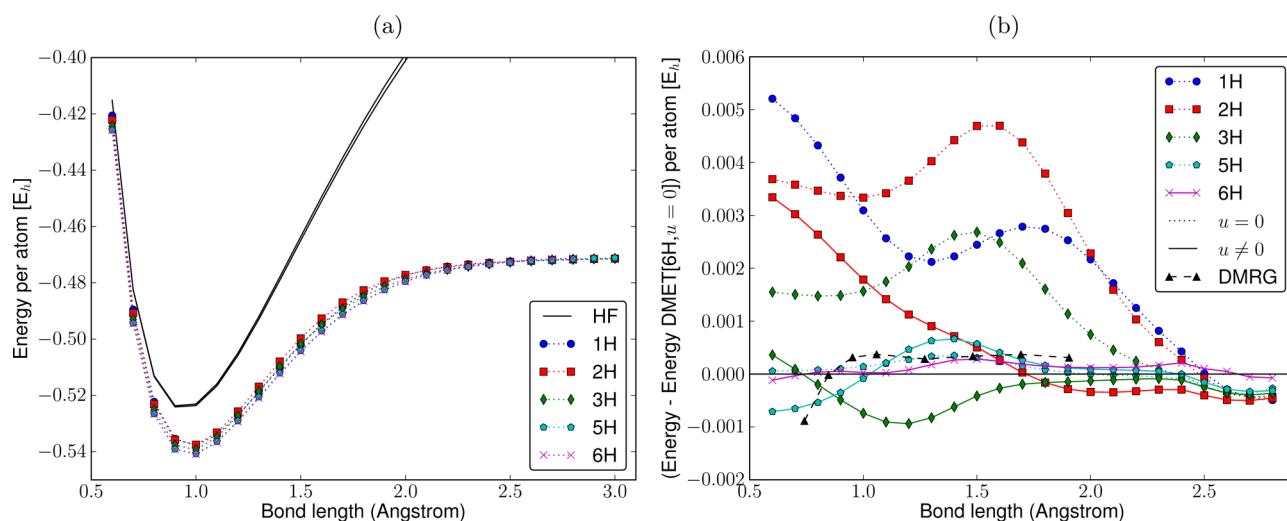
The calculations in this work have been performed with QC-DMET.<sup>26</sup> The integrals in atomic and molecular orbital spaces were obtained with PySCF.<sup>33</sup> As high-level methods, we have used the coupled-cluster solver with singles and doubles (CCSD) from PySCF and the FCI (DMRG) solver from CHEMPS2.<sup>34</sup> In this work, we use the CCSD response density matrices<sup>35,36</sup> obtained using the solution to the corresponding  $\Lambda$  equations.

**6.1. Hydrogen Rings.** We present interacting bath DMET results for the symmetric stretch of a hydrogen ring with 10 atoms in the STO-6G basis in Figure 4. A Löwdin symmetric orthogonalization was used to define the localized orthonormal orbitals. Restricted HF was used as the low-level method and FCI as the high-level method. Results for fragments with one or two orbitals (one or two hydrogen atoms) are shown. Note that due to the periodic character of the system, only a single fragment problem needs to be solved. The fully symmetric HF solution was used to define the DMET low-level Hamiltonian  $\hat{h}$  in self-consistent calculations; results using the dimerized solution yield nearly indistinguishable energies. In self-consistent calculations, we use the fragment (impurity) only fitting (cf. eqs 30 or 35).

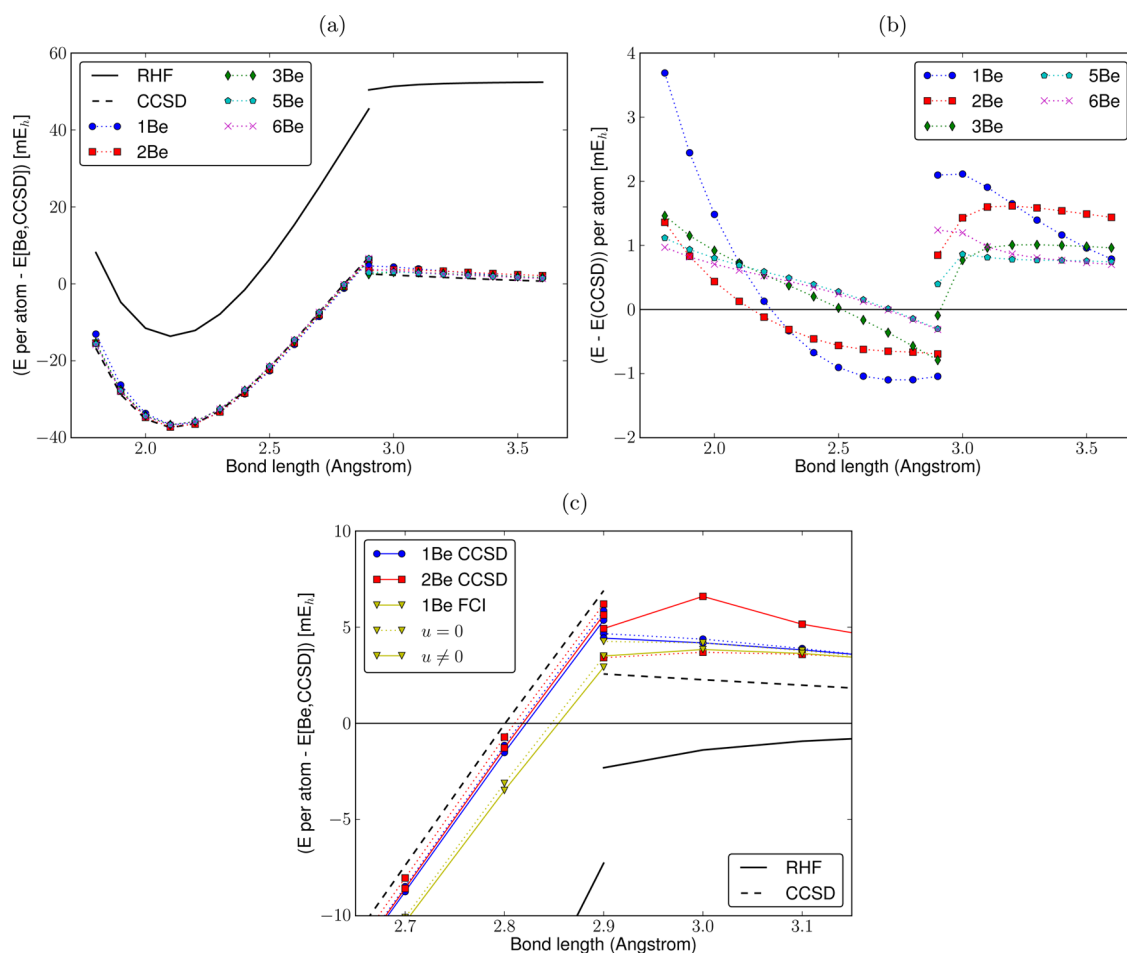


**Figure 4.** Interacting bath DMET results for the symmetric stretch of a hydrogen ring with 10 atoms in the STO-6G basis (using a Löwdin symmetric orthogonalization). (a) Bond dissociation curve. Two RHF curves are displayed, corresponding to a fully symmetric and a dimerized solution; the corresponding instability occurs at  $\approx 2.1$  Å. (b) Fraction of the correlation energy captured by DMET. (c) Nearest-neighbor bond orders in self-consistent DMET(2H,  $u \neq 0$ ) calculations.





**Figure 5.** Interacting bath DMET results for the symmetric stretch of a hydrogen ring with 90 atoms in the STO-6G basis (using a Löwdin symmetric orthogonalization). (a) Bond dissociation curve. (b) Energy differences with respect to DMET(6H,  $u = 0$ ) calculations.



**Figure 6.** Interacting bath DMET results for the symmetric stretch of a beryllium ring with 30 atoms using the STO-6G basis set. (a) Potential energy curve obtained in DMET  $u = 0$  calculations (using a CCSD solver) compared to CCSD and RHF. (b) Differences in DMET  $u = 0$  calculations compared to full-system CCSD. (c) Zoom-in of panel (a) near the curve-crossing region, additionally compared with  $u \neq 0$  results and with the use of a FCI solver. The RHF energies in (c) have been shifted by the atomic CCSD correlation energy.

The DMET energies follow the FCI results closely along the whole dissociation curve.<sup>12</sup> More details can be observed by plotting the fraction of correlation energy captured by DMET. The larger deviations at smaller bond distances are due to a

smaller correlation energy, not due to larger errors in DMET. We see that the DMET energies are not variational, as eq 25 does not correspond to the expectation value of a single wave function. The inclusion of the correlation potential (beyond the

global chemical potential) yields results significantly more accurate than without it; in particular, nearly exact results are obtained for bond lengths larger than 1.6 Å.

We display also the nearest-neighbor bond orders ( $\langle \hat{a}_i^\dagger \hat{a}_{i+1} \rangle$ ) in self-consistent DMET(2H) calculations. Because of the use of two-site fragments, two types of bond orders can be computed in DMET: intrafragment and interfragment. In spite of their nonequivalence (which reflects the broken full translational invariance), both are significantly improved over RHF, which remains constant (by symmetry) along the entire dissociation curve. Note that the use of the cost function eqs 30 or 35 guarantees that the determinant  $|\Phi\rangle$ , that results from the DMET self-consistency procedure, has exactly the same intrafragment bond orders as the ones defined by the DMET expectation values. We see that the DMET solution is strongly dimerized at intermediate bond lengths. As the FCI solution must preserve translational symmetry, we cannot detect dimerization in the single-particle density matrix. However, the corresponding behavior might be expected in the bond–bond correlation functions in the two-particle density matrix. This would also indicate a tendency for the system to undergo a Peierls transition.

We show in Figure 5 interacting bath DMET results for the symmetric stretch of a 90 atom hydrogen ring using the STO-6G basis, a Löwdin symmetric orthogonalization, and FCI as the high-level solver. In this case, we show results for fragments with one, two, three, five, and six hydrogen atoms. The fully symmetric RHF solution was used to carry out the DMET calculations, even though the dimerized RHF solution yields lower energies across the entire dissociation profile. The left plot shows results without a correlation potential; results appear to converge relatively monotonically with respect to the size of the fragment around the equilibrium region. The right plot shows the difference with respect to the DMET(6H,  $u = 0$ ) energies, additionally including results with  $u \neq 0$ . We further compare with the DMRG calculations presented in ref 37 for the energy of the 50 atom H chain. (Note that for short bond lengths larger differences are expected with respect to DMRG results due to the difference in finite size effects in a ring vs a chain.) Both  $u = 0$  and  $u \neq 0$  results using the larger fragments are only slightly off (a few tenths of a  $mE_h$  per atom) from DMRG for bond lengths greater than 1.0 Å. For the smaller fragment sizes, the fragment density matrix fitting results are in better agreement with DMRG than the single-shot embedding ones. However, the difference between the two types of self-consistency becomes small as the fragment size increases. Unfortunately, convergence with respect to the fragment size here is nonmonotonic, which prevents us from attempting accurate extrapolations.

**6.2. Beryllium Rings.** In this section, we consider results for a ring of 30 beryllium atoms using the STO-6G basis set. As shown in Figure 6, the RHF solutions near equilibrium and toward dissociation have different characters. In the former case, there is  $\sigma$  ( $sp$ - $sp$ ) bonding between the beryllium atoms, while in the latter case, the atomic  $2s$  orbitals are occupied.<sup>38</sup>

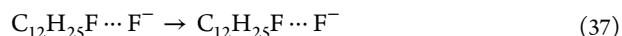
The DMET calculations used restricted HF as the low-level method and either FCI or CCSD as the high-level method. Our localization procedure for DMET calculations proceeded as follows. We first defined the core orbitals by projecting the RHF occupied MOs into atomic-like  $1s$  orbitals. We then obtained IAOs using the atomic-like  $2s$  and a single  $2p$  orbital (tangent to the ring). The remaining  $2p$  orbitals were used to define the virtual space. This localization strategy leads to a

(7,6) active space when a single beryllium atom is used to define the fragment. Self-consistent DMET calculations were performed in two stages: The core and virtual orbitals were treated as frozen and a correlation potential was optimized in DMET calculations using the  $2s$  and (tangent)  $2p$  orbitals with the cost function eq 35; the correlation potential thus obtained was included later in a single-shot embedding calculation using the full set of orbitals.

We have not computed exact benchmark data for this system. Instead, we have compared our DMET energies to the full system CCSD energies. When the correlation is not too strong, we expect the full system CCSD to be an accurate benchmark. However, under more strongly correlated conditions, for example, as the bonds are stretched or near an avoided crossing, we might expect small fragment DMET calculations with a CCSD solver to be more accurate than the full system CCSD itself, as the latter can break down. [Note that it is often the case that the impurity problem is more amenable to a many-body correlation treatment than the original problem. In particular, if there is no bath truncation and the highest occupied MO (HOMO) or the lowest unoccupied MO (LUMO) are delocalized over the fragment and the environment, it follows that the single-particle gap is larger on the impurity.]

As shown in Figure 6a, the single-shot DMET energies generally lie close to the full system CCSD results along the whole dissociation curve. All curves are discontinuous due to the crossing of the two RHF solutions with different character. If we examine the difference from the full system CCSD in Figure 6b, the largest difference (with a 1-atom fragment) is smaller than 4  $mE_h$  per atom, while larger fragments (5 or 6 Be atoms) give differences of only  $\approx 1$   $mE_h$  per atom along the entire dissociation profile. Close to, and to the right of, the RHF crossing point, we see the largest differences of the DMET energies from the full system CCSD energy. This deviation does not significantly decrease with the larger fragment sizes. The explanation is found in Figure 6c, which provides a close-up of the energies around the crossing region. We see that the CCSD energies display an unphysical discontinuous jump comparable to that of the RHF solution. However, the DMET energies have a much smaller jump, much closer to the correct physical result. The size of this jump is much smaller with self-consistency, indicating that the DMET self-consistency can remove most of the dependence on the initial RHF determinant. Indeed, for the points near the crossing, we see a smooth transition in the character of the DMET low-level wave function from doubly occupied  $2s$  to  $sp$  hybridization. This thus illustrates a situation where small fragment DMET using an approximate high-level method yields better behavior than a calculation on the full system. Indeed, the difference between using FCI or CCSD as a solver in these DMET fragment sizes appears quite small, which would not be the case for the full system.

**6.3.  $S_N2$  Reaction.** In this section, we study single-shot embedding (ie.,  $u = 0$  but with a global chemical potential) DMET results with an interacting bath Hamiltonian for the symmetric  $S_N2$  reaction



The transition state and geometries along the internal reaction coordinate (IRC) were optimized with Gaussian09<sup>39</sup> and the B3LYP method, along with the cc-pVTZ basis<sup>40</sup> for C and H and the aug-cc-pVTZ basis<sup>41</sup> for F atoms. In the interacting

bath DMET calculations, we used the cc-pVDZ basis<sup>40</sup> for all atoms. The transition state is shown in Figure 7.

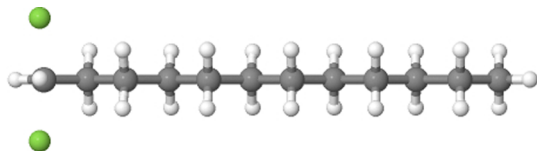


Figure 7. Optimized transition state geometry for the  $S_N2$  reaction.

In the DMET calculations presented below, we have used the IAO-based localization procedure described in Section 2.2. The system was partitioned into fragments by cutting across C–C bonds. Different fragment sizes, labeled by the number of carbon atoms in each fragment (#C), were considered. If 1C fragments are used, then the leftmost fragment corresponds to a  $CH_2F_2$  unit, followed by a  $CH_2$  unit, and so on. Restricted HF was used as the low-level method. Three types of calculations have been performed:

- (1) A standard DMET calculation using CCSD as the high-level method for each fragment, denoted as DMET(all).
- (2) A DMET calculation where only the leftmost fragment (where the substitution takes place) is treated with the high-level method (CCSD), while others are treated at the RHF level. [Here, RHF is used as a high-level method to solve each impurity Hamiltonian. The resulting 1-RDM may differ slightly from that of the original Slater determinant  $|\Phi\rangle$  due to truncation of the bath orbital space and the presence of  $\mu_{\text{glob}}$ .] This we label as DMET(1).
- (3) Same as above, but with the active space formula for the energy (eq 27) and particle number, denoted AS.

Note that for  $E_{AS}$  the global particle number is automatically correct, but the global chemical potential  $\mu_{\text{glob}}$  needs to be optimized for the former two cases. In selecting the bath orbitals for a given fragment, we have considered two different schemes: truncating the space using an eigenvalue cutoff of  $10^{-13}$  and keeping a single bath orbital per chemical bond broken.<sup>23</sup>

Figure 8 shows the fraction of correlation energy (with respect to full-system CCSD) obtained with the different calculation schemes. It is clear that the total energies from DMET(all) calculations are more accurate than with other schemes, as correlation from all electrons is accounted for. Nevertheless, the same is not true for the relative energy profiles, as discussed below.

Figure 9 displays the relative energy profiles: Results using an eigenvalue threshold of  $\epsilon = 10^{-13}$  to select bath orbitals are shown in panels (a), (c), and (e), while those with a single bath orbital per chemical bond cut are shown in panels (b), (d), and (f). Although the behavior shown in panels (a) and (c) significantly improves with increasing fragment size, the qualitative behavior is still far from the CCSD or RHF one. On the other hand, the active space energy (e) displays a qualitatively correct behavior even with 1C fragments, while approaching quantitative agreement with CCSD as the fragment size is increased. The very permissive threshold of  $\epsilon = 10^{-13}$  captures a large amount of bath orbitals per fragment, and this is partly responsible for the slow convergence of the AS energy with respect to CCSD. It is even responsible for a small jump in the 4C energy profile at  $|IRC| \approx 1.5\sqrt{\text{amu}}$  bohr

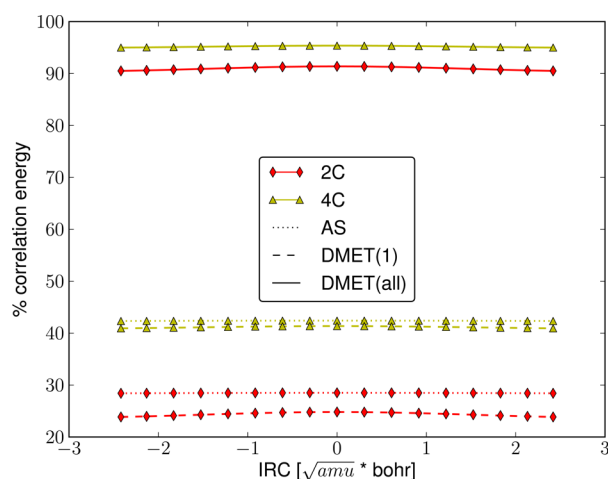


Figure 8. Fraction of correlation energy obtained in single-shot DMET(1), DMET(all), and AS calculations using 2C and 4C fragments along the IRC of the  $S_N2$  reaction 37. Here, the bath orbital space includes a single orbital per chemical bond cut.

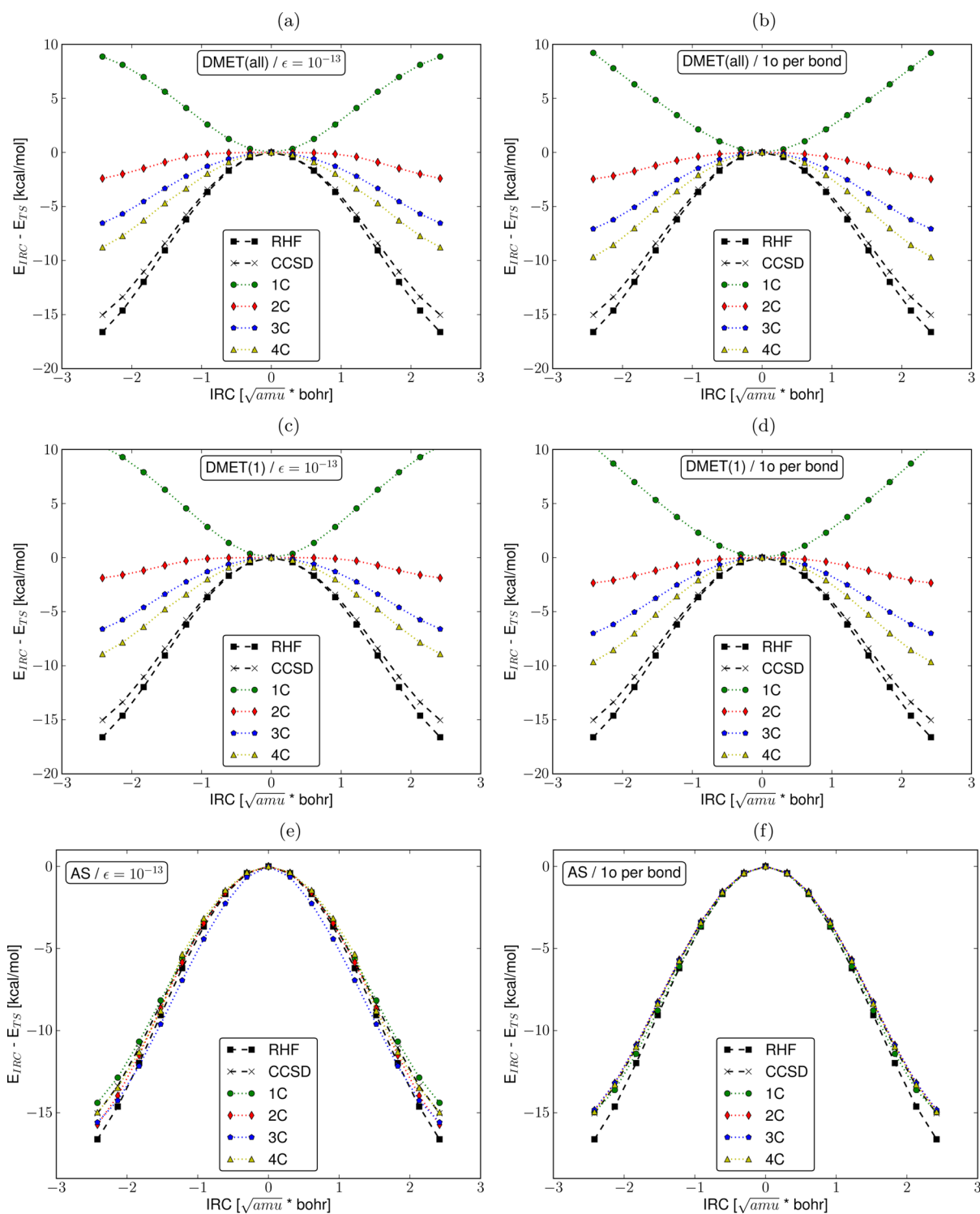
(hard to see), as an additional bath orbital is included for larger values of IRC. If the bath selection is restricted to 1 orbital per chemical bond cut (see panels (b), (d), and (f)), the agreement with CCSD observed in AS energy calculations is much better. The DMET(all) and DMET(1) profiles are not significantly changed.

We can analyze the origin of the poor behavior of the DMET(all) and DMET(1) schemes. In particular, the only difference between panels (c) and (e) (or equivalently, panels (d) and (f)) is that (c) uses the standard DMET democratic partitioning of the expectation values across fragments for both the particle number and energy. Although this democratic partitioning allows information from different fragments to contribute equally to the whole calculation (important, for example, in a translationally invariant system), this is not advantageous in the current example as the chemical change is occurring purely locally. In Figure 10, we further show the energy profile corresponding to panels (b) and (d) using the standard DMET formula for the energy but without adjusting the global chemical potential. In this case, the energy profile appears improved and qualitatively correct, although the convergence with respect to fragment size is still slow. This indicates that it is the democratic evaluation of the particle number which yields the largest source of error in the DMET calculations.

## 7. SUMMARY

In this work we have reviewed several aspects of density matrix embedding theory (DMET) in detail. In Section 2, we discuss how a bath space can be constructed for a local fragment. While correlated low-level methods provide accurate many-body bath states, most quantum chemistry solvers are formulated in terms of orbitals. The Schmidt decomposition of a mean-field wave function naturally gives rise to bath orbitals. We have reviewed the DMET bath orbital construction and provided a practical way to obtain the bath orbitals from the mean-field 1-RDM of the total system. In the future, it will be interesting to construct a bath orbital space from a correlated low-level wave function.

In Section 3, we discuss the construction of both the noninteracting bath and interacting bath low-level and high-level Hamiltonians. Once the high-level Hamiltonian problem

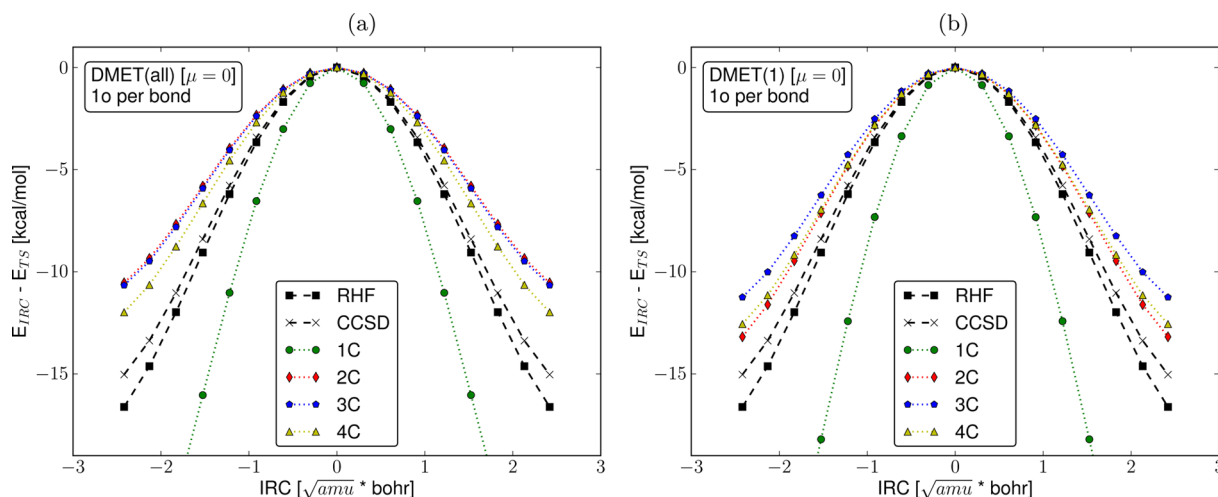


**Figure 9.** Single-shot interacting bath DMET(1), DMET(all), and AS relative energies in the IAO-localized cc-pVDZ basis set for the  $S_N2$  reaction (eq 37), using either the occupation number cutoff  $\epsilon = 10^{-13}$  to select bath orbitals or selecting one bath orbital per chemical bond cut. The text box in the top of panels (a)–(f) indicates the combination of energy formula and bath selection.

is solved, and the corresponding 1- and 2-RDMs are obtained in the local fragment and bath orbital spaces, DMET energies can be calculated based on the formulas in Section 4. In order to fine-tune the low-level wave function to construct better bath spaces, a DMET correlation potential is introduced. Its self-consistent optimization is discussed in Section 5, as well as the optimization of a global chemical potential shift to ensure that the fragments contain the correct total number of electrons.

This section also provides an overview of how the different parts of DMET fit into the full DMET algorithm.

In Section 6, several applications are studied. In hydrogen and beryllium rings we consider calculations with a single-shot embedding scheme and in a full self-consistent correlation potential DMET treatment. The effect of self-consistency is generally minor but becomes pronounced near drastic changes in the character of the HF solution, where the optimal DMET



**Figure 10.** Same as Figure 9. Here,  $\mu_{\text{glob}} = 0$  DMET(1) and DMET(all) relative energies using one bath orbital per chemical bond cut.

Slater determinant may differ considerably from the HF one. In hydrogen and beryllium rings, our DMET calculations have nearly quantitative agreement with accurate dissociation profiles even when small impurity sizes are used. The agreement improves significantly as the size of the impurity is increased. In the beryllium rings, self-consistency is important for describing the avoided crossing region, and the DMET calculations with small fragments using an approximate coupled cluster solver appear more accurate than the full system coupled cluster results themselves.

For the reaction barrier of an  $S_N2$  reaction, we have tested single-shot active space energies with CCSD as an active space solver, the DMET energy formula where only one impurity is treated with CCSD as the high-level method, and the DMET energy formula where all impurities are treated with CCSD as the high-level method. In addition, we compare the accuracy of a large cutoff-based bath orbital space with the selection of one bath orbital per chemical bond cut. We have found that the active space relative energies converge the fastest to the CCSD calculations for the full system. This is because the standard DMET democratic evaluation of expectation values across fragments does not provide optimal error cancellation when only local changes in a single fragment take place. Thus, for molecular applications, when reactions occurs locally, the single-shot DMET active space energies with one bath orbital per chemical bond cut provide the most reliable description. Note that if FCI is used as an active space solver this exactly corresponds to a CAS-CI calculation, with DMET providing a natural way to define the relevant active space.

## APPENDIX: ANALYTIC GRADIENTS OF THE MEAN-FIELD DENSITY MATRIX WITH RESPECT TO THE CORRELATION POTENTIAL

Consider a change  $\delta$  in one particular value of the correlation potential. The change in the mean-field operator can be written as

$$\hat{H} = \hat{H}^0 + \delta\hat{H}^1 \quad (38)$$

where both  $\hat{H}^0$  and  $\hat{H}^1$  are Hermitian  $L \times L$  matrices. With the mean-field solution

$$\hat{H}^0 = \begin{bmatrix} C_{\text{occ}}^0 & C_{\text{vir}}^0 \end{bmatrix} \begin{bmatrix} E_{\text{occ}}^0 & \\ & E_{\text{vir}}^0 \end{bmatrix} \begin{bmatrix} C_{\text{occ}}^{0,\dagger} \\ C_{\text{vir}}^{0,\dagger} \end{bmatrix} \quad (39)$$

one can solve for the first-order (Rayleigh–Schrödinger) response equation

$$\hat{H}^0 C_{\text{occ}}^1 + \hat{H}^1 C_{\text{occ}}^0 = C_{\text{occ}}^1 E_{\text{occ}}^0 + C_{\text{occ}}^0 E_{\text{occ}}^1 \quad (40)$$

The matrices  $C_{\text{occ}}^i$  have the shape  $L \times N_{\text{occ}}$  and represent the order  $i$  occupied orbitals. The matrices  $C_{\text{vir}}^i$  have the shape  $L \times (L - N_{\text{occ}})$  and represent the order  $i$  virtual orbitals. The diagonal matrix  $E_{\text{occ}}^0$  has the shape  $N_{\text{occ}} \times N_{\text{occ}}$  and represents the occupied orbital energies, and likewise for  $E_{\text{vir}}^0$ . The occupied first-order response orbitals are orthogonal to the ground-state orbitals

$$C_{\text{occ}}^{0,\dagger} C_{\text{occ}}^1 = 0 \Rightarrow E_{\text{occ}}^1 = C_{\text{occ}}^{0,\dagger} \hat{H}^1 C_{\text{occ}}^0 \quad (41)$$

This allows us to rewrite eq 40 as

$$\begin{aligned} \hat{H}^0 C_{\text{occ}}^1 - C_{\text{occ}}^1 E_{\text{occ}}^0 &= -(1 - C_{\text{occ}}^0 C_{\text{occ}}^{0,\dagger}) \hat{H}^1 C_{\text{occ}}^0 \\ &= -C_{\text{vir}}^0 C_{\text{vir}}^{0,\dagger} \hat{H}^1 C_{\text{occ}}^0 \end{aligned} \quad (42)$$

By virtue of eq 41, the response orbitals can be written as

$$C_{\text{occ}}^1 = C_{\text{vir}}^0 Z^1 \quad (43)$$

The entries of the  $(L - N_{\text{occ}}) \times N_{\text{occ}}$  matrix  $Z^1$  can be found with eq 42:

$$Z_{\mu\nu}^1 = -\frac{(C_{\text{vir}}^{0,\dagger} \hat{H}^1 C_{\text{occ}}^0)_{\mu\nu}}{E_{\text{vir},\mu}^0 - E_{\text{occ},\nu}^0} \quad (44)$$

Finally, the first-order response of the density matrix can be obtained as

$$\begin{aligned} \frac{\partial D}{\partial \delta} \Big|_{\delta=0} &= \frac{\partial}{\partial \delta} [(C_{\text{occ}}^0 + \delta C_{\text{occ}}^1)(C_{\text{occ}}^0 + \delta C_{\text{occ}}^1)^\dagger] \Big|_{\delta=0} \\ &= C_{\text{occ}}^0 C_{\text{occ}}^{1,\dagger} + C_{\text{occ}}^1 C_{\text{occ}}^{0,\dagger} = C_{\text{occ}}^0 Z^{1,\dagger} C_{\text{vir}}^{0,\dagger} + C_{\text{vir}}^0 Z^1 C_{\text{occ}}^{0,\dagger} \end{aligned} \quad (45)$$

## ■ AUTHOR INFORMATION

## Corresponding Authors

\*E-mail: [sebastianwouters@gmail.com](mailto:sebastianwouters@gmail.com) (S.W.).

\*E-mail: [gkc1000@gmail.com](mailto:gkc1000@gmail.com) (G.K.-L.C.).

## Notes

The authors declare no competing financial interest.

## ■ ACKNOWLEDGMENTS

S.W. gratefully acknowledges a Gustave Boël – Sofina – B.A.E.F. postdoctoral fellowship from the King Baudouin Foundation and the Belgian–American Educational Foundation for the academic year 2014–2015. G.K.-L.C. acknowledges support from the U.S. Department of Energy through DE-SC0010530. Additional support was provided from the Simons Foundation through the Simons Collaboration on the Many-Electron Problem.

## ■ REFERENCES

- (1) Coester, F.; Kümmel, H. *Nucl. Phys.* **1960**, *17*, 477–485.
- (2) Cizek, J. *J. Chem. Phys.* **1966**, *45*, 4256–4266.
- (3) Roger, M.; Hetherington, J. H. *Europhys. Lett.* **1990**, *11*, 255.
- (4) White, S. R. *Phys. Rev. Lett.* **1992**, *69*, 2863–2866.
- (5) White, S. R.; Martin, R. L. *J. Chem. Phys.* **1999**, *110*, 4127–4130.
- (6) Dukelsky, J.; Pittel, S. *Phys. Rev. C: Nucl. Phys.* **2001**, *63*, 061303.
- (7) Metzner, W.; Vollhardt, D. *Phys. Rev. Lett.* **1989**, *62*, 324–327.
- (8) Georges, A.; Krauth, W. *Phys. Rev. Lett.* **1992**, *69*, 1240–1243.
- (9) Zgid, D.; Chan, G. K.-L. *J. Chem. Phys.* **2011**, *134*, 094115.
- (10) Lin, N.; Marianetti, C. A.; Millis, A. J.; Reichman, D. R. *Phys. Rev. Lett.* **2011**, *106*, 096402.
- (11) Knizia, G.; Chan, G. K.-L. *Phys. Rev. Lett.* **2012**, *109*, 186404.
- (12) Knizia, G.; Chan, G. K.-L. *J. Chem. Theory Comput.* **2013**, *9*, 1428–1432.
- (13) Wouters, S.; Van Neck, D. *Eur. Phys. J. D* **2014**, *68*, 272.
- (14) Georges, A.; Kotliar, G.; Krauth, W.; Rozenberg, M. J. *Rev. Mod. Phys.* **1996**, *68*, 13–125.
- (15) Zheng, B.-X.; Chan, G. K.-L. *Phys. Rev. B: Condens. Matter Mater. Phys.* **2016**, *93*, 035126.
- (16) Tsuchimochi, T.; Welborn, M.; Van Voorhis, T. *J. Chem. Phys.* **2015**, *143*, 024107.
- (17) Sandhoefer, B.; Chan, G. K.-L. arXiv:1602.04195, 2016.
- (18) Fan, Z.; Jie, Q.-L. *Phys. Rev. B: Condens. Matter Mater. Phys.* **2015**, *91*, 19S118.
- (19) Chen, Q.; Booth, G. H.; Sharma, S.; Knizia, G.; Chan, G. K.-L. *Phys. Rev. B: Condens. Matter Mater. Phys.* **2014**, *89*, 16S134.
- (20) Bulik, I. W.; Chen, W.; Scuseria, G. E. *J. Chem. Phys.* **2014**, *141*, 054113.
- (21) Bulik, I. W.; Scuseria, G. E.; Dukelsky, J. *Phys. Rev. B: Condens. Matter Mater. Phys.* **2014**, *89*, 035140.
- (22) LeBlanc, J. P. F.; Antipov, A. E.; Becca, F.; Bulik, I. W.; Chan, G. K.-L.; Chung, C.-M.; Deng, Y.; Ferrero, M.; Henderson, T. M.; Jiménez-Hoyos, C. A.; Kozik, E.; Liu, X.-W.; Millis, A. J.; Prokofev, N. V.; Qin, M.; Scuseria, G. E.; Shi, H.; Svistunov, B. V.; Tocchio, L. F.; Tupitsyn, I. S.; White, S. R.; Zhang, S.; Zheng, B.-X.; Zhu, Z.; Gull, E. *Phys. Rev. X* **2015**, *5*, 041041.
- (23) Sun, Q.; Chan, G. K.-L. *J. Chem. Theory Comput.* **2014**, *10*, 3784–3790.
- (24) Sorella, S.; Devaux, N.; Dagrada, M.; Mazzola, G.; Casula, M. J. *Chem. Phys.* **2015**, *143*, 244112.
- (25) Booth, G. H.; Chan, G. K.-L. *Phys. Rev. B: Condens. Matter Mater. Phys.* **2015**, *91*, 155107.
- (26) Wouters, S. QC-DMET: Python implementation of density matrix embedding theory for ab initio quantum chemistry. <https://github.com/sebwouters/qc-dmet> (accessed 2015).
- (27) Helgaker, T.; Jorgensen, P.; Olsen, J. *Molecular Electronic-Structure Theory*, 1st ed.; Wiley, New York, 2000.
- (28) Wouters, S.; Nakatani, N.; Van Neck, D.; Chan, G. K.-L. *Phys. Rev. B: Condens. Matter Mater. Phys.* **2013**, *88*, 075122.
- (29) MacDonald, J. K. L. *Phys. Rev.* **1933**, *43*, 830–833.
- (30) Knizia, G. *J. Chem. Theory Comput.* **2013**, *9*, 4834–4843.
- (31) Wu, Q.; Yang, W. *J. Chem. Phys.* **2003**, *118*, 2498–2509.
- (32) Lieb, E. H. *Int. J. Quantum Chem.* **1983**, *24*, 243–277.
- (33) Sun, Q. PySCF: Python module for quantum chemistry. <https://github.com/sunqm/pyscf> (accessed 2015).
- (34) Wouters, S.; Poelmans, W.; Ayers, P. W.; Van Neck, D. *Comput. Phys. Commun.* **2014**, *185*, 1501–1514.
- (35) Shavitt, I.; Bartlett, R. J. *Many-Body Methods in Chemistry and Physics. MBPT and Coupled-Cluster Theory*, 1st ed.; Cambridge Molecular Science; Cambridge University Press, New York, 2009.
- (36) Gauss, J.; Stanton, J. F. *J. Chem. Phys.* **1995**, *103*, 3561–3577.
- (37) Hachmann, J.; Cardoen, W.; Chan, G. K.-L. *J. Chem. Phys.* **2006**, *125*, 14410110.1063/1.2345196
- (38) Fertitta, E.; Paulus, B.; Barcza, G.; Legeza, O. *Phys. Rev. B: Condens. Matter Mater. Phys.* **2014**, *90*, 245129.
- (39) Frisch, M. J.; Trucks, G. W.; Schlegel, H. B.; Scuseria, G. E.; Robb, M. A.; Cheeseman, J. R.; Scalmani, G.; Barone, V.; Mennucci, B.; Petersson, G. A.; Nakatsuji, H.; Caricato, M.; Li, X.; Hratchian, H. P.; Izmaylov, A. F.; Bloino, J.; Zheng, G.; Sonnenberg, J. L.; Hada, M.; Ehara, M.; Toyota, K.; Fukuda, R.; Hasegawa, J.; Ishida, M.; Nakajima, T.; Honda, Y.; Kitao, O.; Nakai, H.; Vreven, T.; Montgomery, J. A., Jr.; Peralta, P. E.; Ogliaro, F.; Bearpark, M.; Heyd, J. J.; Brothers, E.; Kudin, K. N.; Staroverov, V. N.; Kobayashi, R.; Normand, J.; Raghavachari, K.; Rendell, A.; Burant, J. C.; Iyengar, S. S.; Tomasi, J.; Cossi, M.; Rega, N.; Millam, N. J.; Klene, M.; Knox, J. E.; Cross, J. B.; Bakken, V.; Adamo, C.; Jaramillo, J.; Gomperts, R.; Stratmann, R. E.; Yazyev, O.; Austin, A. J.; Cammi, R.; Pomelli, C.; Ochterski, J. W.; Martin, R. L.; Morokuma, K.; Zakrzewski, V. G.; Voth, G. A.; Salvador, P.; Dannenberg, J. J.; Dapprich, S.; Daniels, A. D.; Farkas, Ö.; Ortiz, J. V.; Cioslowski, J.; Fox, D. J. *Gaussian 09*, revision C.01; Gaussian, Inc.: Wallingford, CT, 2009.
- (40) Dunning, T. H. *J. Chem. Phys.* **1989**, *90*, 1007–1023.
- (41) Kendall, R. A.; Dunning, T. H.; Harrison, R. J. *J. Chem. Phys.* **1992**, *96*, 6796–6806.