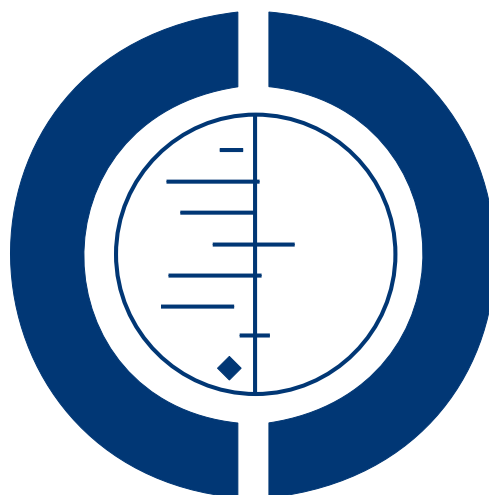


Buflomedil for intermittent claudication (Review)

de Backer TLM, Vander Stichele R



**THE COCHRANE
COLLABORATION®**

This is a reprint of a Cochrane review, prepared and maintained by The Cochrane Collaboration and published in *The Cochrane Library* 2013, Issue 3

<http://www.thecochranelibrary.com>

WILEY

TABLE OF CONTENTS

HEADER	1
ABSTRACT	1
PLAIN LANGUAGE SUMMARY	2
BACKGROUND	2
OBJECTIVES	3
METHODS	3
RESULTS	4
DISCUSSION	5
AUTHORS' CONCLUSIONS	7
ACKNOWLEDGEMENTS	7
REFERENCES	8
CHARACTERISTICS OF STUDIES	10
DATA AND ANALYSES	15
Analysis 1.1. Comparison 1 Buflomedil versus placebo, Outcome 1 Painfree walking distance. Meters gain.	15
Analysis 1.2. Comparison 1 Buflomedil versus placebo, Outcome 2 Maximal walking distance. Meters gain.	16
ADDITIONAL TABLES	16
APPENDICES	17
WHAT'S NEW	19
HISTORY	20
CONTRIBUTIONS OF AUTHORS	20
DECLARATIONS OF INTEREST	20
SOURCES OF SUPPORT	20
INDEX TERMS	21

[Intervention Review]

Buflomedil for intermittent claudication

Tine LM de Backer^{1,2}, Robert Vander Stichele²

¹Heart Center, Ghent University Hospital, Ghent, Belgium. ²Heymans Institute of Pharmacology, Ghent University, Ghent, Belgium

Contact address: Tine LM de Backer, tine.debacker@ugent.be. t_de_backer@hotmail.com.

Editorial group: Cochrane Peripheral Vascular Diseases Group.

Publication status and date: New search for studies and content updated (no change to conclusions), published in Issue 3, 2013.

Review content assessed as up-to-date: 8 January 2013.

Citation: de Backer TLM, Vander Stichele R. Buflomedil for intermittent claudication. *Cochrane Database of Systematic Reviews* 2013, Issue 3. Art. No.: CD000988. DOI: 10.1002/14651858.CD000988.pub4.

Copyright © 2013 The Cochrane Collaboration. Published by John Wiley & Sons, Ltd.

ABSTRACT

Background

Intermittent claudication (IC) is pain caused by chronic occlusive arterial disease, that develops in a limb during exercise and is relieved with rest. Buflomedil is a vasoactive agent used to treat peripheral vascular disease. However, its clinical efficacy for IC has not yet been critically examined. This is an update of a Cochrane review first published in 2000, and previously updated in 2007 and 2008.

Objectives

To evaluate the available evidence on the efficacy of buflomedil for IC.

Search methods

For this update the Cochrane Peripheral Vascular Diseases Group Trials Search Co-ordinator searched the Specialised Register (last searched January 2013) and CENTRAL (2012, Issue 12).

Selection criteria

Double-blinded, randomized controlled trials (RCTs) in patients with IC (Fontaine stage II) receiving oral buflomedil compared with placebo. Pain-free walking distance (PFWD) and maximum walking distance (MWD) were analysed by standardized exercise test.

Data collection and analysis

Two authors independently assessed trial quality and extracted data. We contacted study authors for additional information.

Main results

We included two RCTs with 127 participants. Both RCTs showed moderate improvements in PFWD for patients on buflomedil. This improvement was statistically significant for both trials (WMD 75.1 m, 95% confidence interval (CI) 20.6 to 129.6; WMD 80.6 m, 95% CI 3.0 to 158.2), the latter being a wholly diabetic population. For both RCTs, MWD gains were statistically significant with wide confidence intervals (WMD 80.7 m, 95% CI 9.4 to 152; WMD 171.4 m, 95% CI 51.3 to 291.5), respectively.

Authors' conclusions

There is little evidence available to evaluate the efficacy of buflomedil for IC. Most trials were excluded due to poor quality. The two included trials showed moderately positive results; these are undermined by publication bias since we know of at least another four unpublished, irretrievable, and inconclusive studies.

Buflomedil's benefit is small in relation to safety issues and its narrow therapeutic range.

Buflomedil for intermittent claudication (Review)

Copyright © 2013 The Cochrane Collaboration. Published by John Wiley & Sons, Ltd.

PLAIN LANGUAGE SUMMARY

Buflo­medil for inter­mittent claudica­tion

Intermittent claudication (IC) is pain that develops in a limb (mostly calves and thighs) during exercise and is relieved with rest. It is caused by insufficient blood flow due to peripheral arterial occlusive disease.

Treatment should contain all measures of secondary prevention of cardiovascular diseases. Regular exercise and smoking cessation is the most effective therapy to improve the symptoms of claudication. Drug treatments include vasoactive agents to improve blood flow (such as vasodilators and other hemorheologic agents that reduce blood viscosity), anticoagulants, antiplatelet agents and lipid-lowering agents. Only a minority of patients undergo angioplasty or vascular surgery.

Buflo­medil is a vasoactive agent widely used to treat inter­mittent claudica­tion. The review authors identified eleven trials but could not use nine of them because of the methodologies used and high risk of bias. The two remaining controlled trials randomised a total of 127 participants to receive buflo­medil or placebo for at least three months. One of these trials involved 40 participants with diabetes. Taken together, the trials showed moderately positive results for improvements in pain-free walking distance on a treadmill (76.9 m, 95% CI 32.3 to 121.5) and maximum walking distance (112.6 m, 95% 27.7 to 197.5) with buflo­medil for 12 weeks, showing a wide variation in benefit between participants.

The excluded studies consisted of three small marginally positive studies and one larger negative study. At least another four unpublished studies could not be retrieved and were reported to have inconclusive results.

Recent safety concerns have been raised about buflo­medil because of lethal and non-lethal neurologic and cardiovascular adverse events in cases of accidental and voluntary overdoses.

The benefit of buflo­medil is small in light of relatively little evidence on efficacy and narrow therapeutic range along with recent safety issues.

BACKGROUND

Description of the condition

Chronic occlusive arterial disease of the lower extremities can present itself in different ways:

1. asymptomatic arterial insufficiency;
2. symptomatic disease presenting as intermittent claudication, i.e. pain that develops in the affected limb with exercise and is relieved with rest;
3. rest pain with, or without, atrophic skin disorders;
4. critical leg ischemia, in which the ischemic process endangers part or all of the lower extremity.

Atherosclerosis is the most common cause of chronic arterial occlusive disease of the lower extremities. It causes arterial narrowing, or occlusion, which reduces blood flow to the lower limb during exercise or at rest. In the clinical condition of intermittent claudication, the severity of the symptoms depends upon the extent of the narrowing and the collateral circulation.

Description of the intervention

Patients with intermittent claudication are most often managed conservatively. Only a minority (10% to 25%) (Verhaeghe 1998) of the patients undergo angioplasty or vascular surgery. Regular exercise (Leng 2000) and smoking cessation can improve the symptoms of claudication and may be beneficial for the often associated coronary artery or cerebrovascular disease or both.

Conservative treatment should achieve:

1. improvement of functional capacity, i.e. an increase in walking distance;
2. inhibition of progression of atherosclerotic lesions;
3. reduction of cardiac and cerebrovascular morbidity and mortality.

Many types of drugs are used in the treatment of intermittent claudication: vasoactive agents (vasodilators and hemorheologic agents), antithrombotic agents, antiplatelet agents, lipid-lowering agents. Trials have also been performed with vitamin E (Kleijnen 1998), garlic (Jepson 1997) and sex hormones (Price 2001) with varying results.

How the intervention might work

Vasodilators cause vasodilation in the arterioles of the lower limbs. However, they are thought to be ineffective because large vessel dimensions are fixed by the atherosclerotic process and collaterals are already maximally dilated in patients with intermittent claudication. Sometimes vasodilators may even worsen ischemia due to a 'steal' phenomenon. Hence, the interest has shifted from vasodilators to drugs that improve flow by altering viscosity. Decreased erythrocyte deformability and abnormal whole blood viscosity are present in patients with peripheral arterial disease and offer potential therapeutic targets for agents that affect viscosity (hemorheologic agents). One of these agents is buflomedil, for which beneficial effects on microcirculation of the legs and on cerebral blood flow in patients with cerebrovascular disease have been claimed. Pathophysiological research has shown that buflomedil inhibits platelet aggregation, may improve red cell deformability and reduces whole blood and plasma viscosity by reducing plasma fibrinogen (Bevan 1992).

Why it is important to do this review

Buflomedil was registered before the era of rigorous regulatory review and was accepted for peripheral arterial occlusive disease (PAOD) and for cerebrovascular disease. Its exact market for these two indications is not known but is predominantly for PAOD. The product is still widely used. Health insurers in many countries have become increasingly critical of the efficacy of this product and sometimes have restricted or abolished reimbursement. Therefore, a reassessment of the efficacy of this product is timely.

OBJECTIVES

To collect and to evaluate systematically the available evidence from placebo-controlled, double-blind randomized controlled trials (RCTs) on the efficacy of buflomedil, given orally, in intermittent claudication (Fontaine stage II) (Fontaine 1954), by measuring the pain-free walking distance (PFWD) and the maximum walking distance (MWD), with a standardized treadmill test.

METHODS

Criteria for considering studies for this review

Types of studies

Included studies were prospective, randomized, double blind, placebo-controlled, parallel or cross-over trials involving more

than 30 participants. For cross-over studies, only the first period of the cross over was considered (Cameron 1988).

Types of participants

Patients with intermittent claudication in Fontaine-stage II (with the criteria explicitly described), regardless of duration of onset or smoking status. Studies including patients with inflammatory arteriopathy, thromboangiitis obliterans, acute ischemia, purely neuropathic ulceration or gangrene necessitating immediate amputation and attempted reconstruction or sympathectomy within the preceding three months or both were excluded.

Types of interventions

Interventions using buflomedil orally in doses of 300 mg to 900 mg per day, compared with a placebo control group.

Types of outcome measures

Primary outcomes

The primary outcome measure was the pain-free walking distance (PFWD), assessed by treadmill exercise using prespecified criteria, with a minimum of three months duration between baseline and outcome assessment.

Secondary outcomes

The secondary outcome measure was the maximum walking distance (MWD).

Search methods for identification of studies

Electronic searches

For this update the Cochrane Peripheral Vascular Diseases Group Trials Search Co-ordinator (TSC) searched the Specialised Register (last searched January 2013) and the Cochrane Central Register of Controlled Trials (CENTRAL) 2012, Issue 12, part of *The Cochrane Library* (www.thecochranelibrary.com). See (Appendix 1) for details of the search strategy used to search CENTRAL. The Specialised Register is maintained by the TSC and is constructed from weekly electronic searches of MEDLINE, EMBASE, CINAHL, AMED, and through handsearching relevant journals. The full list of the databases, journals and conference proceedings which have been searched, as well as the search strategies used are described in the (Specialised Register) section of the Cochrane Peripheral Vascular Diseases Group module in *The Cochrane Library* (www.thecochranelibrary.com).

Searching other resources

Authors' searches

For the original review the authors searched MEDLINE for the free text string 'bufloamedil'. To identify randomized controlled trials (RCTs) we first used the systematic search strategy suggested by the Cochrane Collaboration ([Dickersin 1994](#)). However, this search was too restrictive. We then simplified our search strategy by crossing the active ingredient name with the MeSH term "intermittent claudication". This resulted in references to case reports, editorials, reviews, and original study reports. We obtained the full text of the publications pertaining to intermittent claudication and checked their reference lists for additional studies. We consulted the International Pharmaceutical Abstracts. We asked Abbott, the distributor of the drug, to provide reports of controlled clinical trials available to them. From this pool of studies we extracted the placebo-controlled RCTs matching our criteria for patient selection, intervention and outcome (PIO-criteria). We finally submitted a core of relevant articles to a Science Citation Index search.

Data collection and analysis

Selection of trials

Initially, we attempted to construct a data file of individual patients with a predefined list of variables. However this failed because we were unable to retrieve individual data, either by extraction from the published report or by seeking direct access to the original data from the authors. Hence, data extraction was performed on aggregated data for walking distances, as published in the study reports.

Assessment of methodological quality

The set of retrieved trials, complying with our inclusion criteria, was then subjected to a quality assessment.

Structured abstracts were made of every original article retrieved, in order to facilitate the collective quality evaluation process among the three authors. Three authors (TDB, RVS, MGB) independently assessed articles, structured abstracts and checklists. Discrepancies were discussed until consensus was reached. In a first round of quality assessment, we used the minimal quality criteria for PAOD trials described by Cameron et al ([Cameron 1988](#)): i.e. minimum of three months duration between baseline and outcome assessment, not less than thirty participants in total, and sufficient detail in reporting of variability of results (standard deviation or standard error of the mean given). The studies were also submitted to a more fundamental assessment of internal validity, according to the model of Schulz ([Schulz 1995](#)) and the model of Jadad ([Jadad 1996](#)). According to the methodology proposed by The Cochrane Collaboration ([Mulrow 1999](#)), studies were graded "A" if there was a low risk of bias (no flaws in design and internal

validity), "B" if there was a moderate risk of bias and "C" if there was a high risk of bias (major flaws in design or internal validity or both or not conforming to the minimal criteria of Cameron) ([Cameron 1988](#)).

In some publications, results were not reported in sufficient detail. Attempts were made to contact the author(s) by phone, fax or e-mail without success in all cases.

Extraction of data

We collected data on trial duration, participants' age, sex, smoking status, presence of diabetes comorbidity, dosage, the exclusion criteria, and the location of the arterial stenosis. Finally, the dropout rates in placebo and active limb were compared.

Statistical analysis

The evidence was summarized by extracting the mean and standard deviation of the initial and final walking distances for the active substance and for placebo. The differences in incremental gain between active and placebo groups for PFWD and MWD with their confidence intervals were calculated, using an approximate method, described by Gardner and Altman ([Gardner 1989a](#); [Gardner 1989b](#); [Gardner 1989c](#); [Gardner 1989d](#)).

RESULTS

Description of studies

See: [Characteristics of included studies](#); [Characteristics of excluded studies](#).

Eleven trials were identified as described above, but nine were subsequently excluded.

Results of the search

Our search in the bibliographic databases resulted in the identification of four eligible trials ([Bisler 1983](#); [Fonseca 1988](#); [Limbs 2008](#); [Trübestein 1984](#)). We also identified a meta-analysis ([Walker 1995](#)), with references to ten trials, ([Baitsch 1983](#); [Bisler 1983](#); [Trübestein 1984](#); [Diamantopoulos 2001](#); [Zinnagl 1986](#); [Levien 1983](#); [Lowe 1987](#); [Lund 1988](#); [Olsson 1986](#); [Raithehl 1985](#)). We were able to retrieve the full text of seven eligible RCTs, six published ([Bisler 1983](#); [Diamantopoulos 2001](#); [Fonseca 1988](#); [Limbs 2008](#); [Trübestein 1984](#); [Zinnagl 1986](#)) and one unpublished ([Lowe 1987](#)). The original text of one published trial was sent to us by the primary author ([Diamantopoulos 1989](#)). This trial was published again in 2001 ([Diamantopoulos 2001](#)). One other published ([Zinnagl 1986](#)) trial was sent to us in full text by one of the authors of the above mentioned meta-analysis. We

made multiple requests for the unpublished trials (Levien 1983; Lund 1988; Olsson 1986; Raithel 1985).

Included studies

Trübestein (published trial) (Trübestein 1984), conducted a well designed multicenter trial with 113 patients. Twenty dropouts were adequately described. The duration of the intervention period was 12 weeks. There was a statistically significant increase in PFWD and in MWD in the buflomedil group versus the placebo group.

Diamantopoulos (published trial) (Diamantopoulos 2001), conducted a rather small study (N = 40), with a wholly diabetic population of claudicants. There were six well described dropouts. The treatment period was six months.

Excluded studies

From the abstracts, we were able to determine that one trial (Baitsch 1983), was not eligible because the intervention was with intravenous treatment. Four trials were excluded because of high risk of bias due to problems of methodological quality: the duration of one trial was not long enough (Bisler 1983); the other three trials presented problems of internal validity and failed to give elementary details on variability of the results (Fonseca 1988; Lowe 1987; Zinnagl 1986). Four of the excluded studies consisted of three small marginally positive studies (Bisler 1983; Fonseca 1988; Zinnagl 1986) and one larger negative study (Lowe 1987). We were unable to retrieve the full texts of the other four unpublished trials (Levien 1983; Lund 1988; Olsson 1986; Raithel 1985). In the Excluded studies table we summarized the available information from these unpublished trials extracted from the tables in the meta-analysis (Walker 1995).

The multicenter LIMB trial (Limbs 2008) randomized 2,078 Fontaine stage II PAOD patients with an ABI between 0.3 and 0.8 to buflomedil 300 mg BID (150 mg twice daily in case of Creatinine (Cr) Clearance < 40 ml/min) or placebo. Baseline characteristics in both groups were similar. After a median follow up of 2.75 years, patients on buflomedil (1,043 patients) had fewer lower limb amputations, cardiovascular death and total death compared to patients on placebo (1,035 patients) (9% versus 12%). Patients on buflomedil had significant improvement in pain-free walking distance compared to controls (median increase of PFWD of 43% versus 0%). The drug was well tolerated. Dr Jeffrey W Olin of Mount Sinai School of Medicine, New York, NY, criticized the findings in the trial by pointing out potential confounds and sources of error: low to zero placebo effect; 62% of patients were Russian, with the rest distributed among the Czech Republic, France and Hungary; no information to assess internal validity; measurement of ABI questioned; WD clinically estimated (no treadmill) (Wood 2005). The study raises many questions on the performance, results and reporting of the study. Since the author did not respond, many questions still remain unanswered.

Risk of bias in included studies

The two included trials (Diamantopoulos 2001; Trübestein 1984) were both rated “B” (moderate risk of bias) because neither would stand up to modern standards of performing and reporting clinical trials.

Effects of interventions

Trübestein 1984: Patients assessed their walking ability as improved and the sensation after physical stress as diminished. The authors only report a statistically significant increase in PFWD ($P < 0.001$) and MWD ($P < 0.01$) in the buflomedil group versus placebo group was found between the first (pre-trial) and fifth (after 84 days of treatment) examinations. The arithmetic means of the pressure difference (brachial artery-posterior tibial artery) in the placebo and in the buflomedil group both showed a decrease when the first and fifth visits were compared.

Diamantopoulos 2001: The patients showed significant differences at the 5% level in mean increases in walking distances between the two groups at the three month examination. Mean increases over baseline in PFWD for the buflomedil and placebo groups were 52.8 m and 8.6 m respectively ($P = 0.018$) and for MWD 81.1 m and 8.8 m respectively ($P = 0.022$). The mean increases in both groups in PFWD at six months over baseline were not significantly different ($P = 0.059$) even though the actual difference was substantial (112.20 m for buflomedil; 31.6 m for placebo). The mean increases in MWD at six months showed a statistically significant difference ($P = 0.011$) (191.9 m for buflomedil; 20.5 m for placebo). The systolic blood pressure indices at rest and after exercise showed no statistically significant differences between the groups. No statistically or clinically significant changes were noted in any hematological or biochemical values. The drug was well tolerated by all patients and only minor side effects were observed during the six months of treatment. All participants in this trial were diabetic.

The two RCTs accepted after quality evaluation (Trübestein 1984; Diamantopoulos 2001) showed moderately positive results for the PFWD: (WMD 75.1 m, 95% CI 20.6 to 129.6; WMD 80.6 m, 95% CI 3.0 to 158.2) metres gain of active (buflomedil) over placebo, respectively. The gains in maximum walking distance (MWD) were (WMD 80.7 m, 95% CI 9.4 to 152; WMD 171.4 m, 95% CI 51.3 to 291.5), respectively. Both results were statistically significant but had wide confidence intervals. Pooling of data could not be performed because only two studies conducted in heterogeneous populations were included.

DISCUSSION

Only randomized placebo-controlled trials were considered for this systematic review because the course of intermittent claudi-

cation is highly variable and there is no gold standard for pharmacological treatment of this condition. We chose the standardized treadmill test as the common outcome measure because it is the best available method to measure relevant endpoints (pain-free and/or maximum walking distances/times). Also, it is the most universal measure in studies in this research field although its value has been criticized (Wurzinger 1987). Studies on endpoints such as blood flow, blood viscosity, ankle/arm index, platelet aggregation, etc. are of interest, but the clinical relevance of changes of such endpoints by medication is not known and no correlation can be found between the clinical parameters and these surrogate endpoints (Wurzinger 1987). To the best of our knowledge, studies having mortality or amputation rate as endpoints do not exist. In any case, these would require a huge sample size because of the low frequency of these events in PAOD. Quality of life would be an interesting outcome measure. A disease-specific questionnaire, the CLAU-S scale, has been developed (Spengel 1997), and applied as an endpoint in the evaluation of naftidrofuryl versus placebo (Liard 1997). However, after careful scrutiny of the validity of the CLAU-S scale, we did not consider it to be a convincing instrument for the measurement of quality of life because it has not yet been validated against the standardized treadmill test. The CLAU-S scale has not been used in studies with buflomedil.

Our quality evaluation of the trials was pragmatic because most of the retrieved trials dated from before 1992 and did not conform to the modern quality criteria of conducting and reporting RCTs (Jadad 1996; Schulz 1995).

Only two more-or-less acceptable studies were included. There was large heterogeneity between patient groups in the included and excluded studies. The lack of information on the patients included, the small sample sizes and the small number of trials did not allow relevant subgroup analysis.

Pooling of the data could not be performed in that only two studies with heterogeneous populations were included.

In Walker and MacHannaford's meta-analysis (Walker 1995), nine heterogeneous studies were pooled, of which two studies (the same two as included in our analysis) showed a statistically significant difference. The remaining seven studies in their meta-analysis were not statistically significant; two were published trials excluded by us because of problems of internal validity; one trial was unpublished but retrieved by us from the author and subsequently excluded again because of problems of internal validity; four trials were unpublished, with only scant information about the quality of execution of the trial and on the variability of the results. The pooled effect size weighted for sample size of these nine studies was 0.27 (CI 0.11 to 0.42) for pain-free walking distance and 0.28 (0.12 to 0.45) for maximum walking distance, which cannot be considered as a convincing indication of efficacy.

It is unlikely that we have missed studies with a positive result in our quest for evidence. We know of the existence of four unpub-

lished buflomedil trials (Levien 1983; Lund 1988; Olsson 1986; Raitel 1985) which were cited in a meta-analysis (Walker 1995). After examination of the effect sizes of these unpublished trials as reported in this meta-analysis, their results can be considered to be inconclusive. This contrasts with the approach and optimistic conclusions of the meta-analysis of Walker and MacHannaford (Walker 1995).

Hence, we concluded that under these circumstances statistical pooling is not appropriate and that the evidence on the efficacy of buflomedil is insufficient, and affected by publication bias.

Also recently the safety of buflomedil came into attention. In 2006, a safety crisis emerged in France concerning lethal and non-lethal neurological and cardiovascular adverse events in cases of accidental and voluntary overdoses with buflomedil, mainly with the 300 mg dosage form (Marimbert 2006).

As a consequence, a number of regulatory actions were taken in France (Marimbert 2006):

1. Change in toxicology information:
 - o Minimal toxic dose: 3 gram
 - o Lethal dose: 6 gram.
2. Withdrawal of the 300 mg dosage form, with only 150 mg tablets still available on the market.
3. Deletion of the indication Raynaud phenomenon. Only indication: symptomatic treatment of intermittent claudication.
4. Classification as drug with narrow therapeutic range.
5. Contra-indication in severe renal insufficiency (Cr Clearance < 30 ml/min).
6. Posology: adaptation of the dose in mild to moderate renal insufficiency (Cr Clearance 30 to 80 ml/min): 1 tablet of 150 mg in the morning and evening, control of renal function before and at regular intervals during treatment, each time recall the adverse neurological and cardiovascular effects in case of no respect or no adaptation of dose in renal insufficiency.

The published trials on buflomedil do not mention numerical safety data, suitable for systematic appraisal. The absence of adverse event data from clinical trials might indicate that the drug is well tolerated within clinical trials, as a number of authors conclude. However, we consulted the international literature and overviews of reported adverse events for regulatory purposes with the following results.

a) The international literature

The terms which were used to search PUBMED are described in Appendix 2.

Forty- three articles were retrieved, of which 30 were relevant, 10 of which reported on fatal accidents.

From this literature search it is obvious that accidental or voluntary overdose with buflomedil is dangerous. The drug is toxic at doses as low as 3 gram and potentially fatal at moderate doses of 6 gram, with kidney insufficiency as an aggravating factor.

b) Overview of reported adverse events for regulatory purposes (database from May 1979 through to December 2006).

Sixty-five individual reports describing 102 adverse events of interest were identified. Eighty-six percent of all reports came from European countries (in descending order of number of reports: France, Belgium, Germany, Italy, Spain, Greece, Portugal and Switzerland). Nineteen of the 102 events were fatal. Death occurred from cardiac rhythm disturbances and epileptic insults.

Of the 65 patients reported, 24 had taken an overdose (10 of which patients attempting suicide, and the others chronic users on normal dose but not adjusted to renal status), with serious cardiac and neurological complications. Forty-one of the 65 patients were on normal doses and experienced non-specific tachycardia and hypotension expected with vasodilator therapy.

The worldwide reporting rates per 100,000 PTY between 1 December 1994 and 30 November 2006 were 0.27 for suicide, 0.82 for overdose, and 0.48 for fatalities; this reflects a total of 2.9 million patient years.

Our statement on the negative balance between risk and benefit of this drug is based on the one hand on the disappointing results of a systematic review for efficacy data and a number of case reports of toxic effects. None of these elements were sufficient for meta-analytic pooling.

The regulatory agencies of France and Belgium recently took regulatory actions with restrictions in indications and available dosage forms (only 150 mg forms available without extended release formulation). This makes it unpractical to use this drug in daily practice at the doses recommended in clinical trials (600 mg daily). Consequently, it is difficult to prescribe buflomedil, even to patients without renal insufficiency at the doses habitually used in the clinical trials (300 mg twice daily). Most pharmaceutical prod-

ucts on the market were 300 mg tablets. Hence, we conclude that the balance between benefit and risk for buflomedil in the symptomatic treatment of intermittent claudication is unfavourable.

AUTHORS' CONCLUSIONS

Implications for practice

For buflomedil, evidence of efficacy is scant and the moderately positive results of two included trials are undermined by publication bias.

Positive results from a recent large trial (LIMB) were not confirmed.

Buflomedil has failed to document its efficacy for intermittent claudication, despite extensive utilization and many years of field experience.

Also due to safety concerns, indications become even more restrictive and careful monitoring is advised.

It is time to review the basis of its marketing authorization as it still retains an appeal for patients and for prescribers, despite the lack of evidence of efficacy and emerging safety concerns.

Implications for research

To refute the hypothesis that buflomedil is not efficacious in intermittent claudication, additional, well executed, high quality, placebo-controlled, double blind trials with sufficient sample sizes need to be performed.

ACKNOWLEDGEMENTS

We would like to thank Prof MG Bogaert for his work on previous versions of this review. We would like to thank the Cochrane Consumer Network for providing an updated Plain Language Summary. We would also like to thank the Cochrane Peripheral Vascular Diseases Group for their extensive assistance with the most recent update.

REFERENCES

References to studies included in this review

Diamantopoulos 2001 *{published data only}*

* Diamantopoulos EJ, Grigoriadou M, Ifanti G, Raptis SA. Clinical and hemorheological effects of buflomedil in diabetic subjects with intermittent claudication. *International Angiology* 2001;**20**(4):337–44.
Diamantopoulos EJ, Raptis SA, Christodoulou-Peters M, Mouloupoulos SD. Controlled trial of buflomedil in diabetic peripheral occlusive disease. Ischaemic Diseases and the Microcirculation. New Results. International Symposium. Frankfurt, January 1989:80–4.

Trübestein 1984 *{published data only}*

Trübestein G, Balzer K, Bisler H, Klüken N, Mahfoud Y, Muller-Wiefel H, et al. Buflomedil in obstructive arterial disease: Results of a controlled trial [Buflomedil bei arterieller Verschlusskrankheit: Ergebnisse einer kontrollierten Studie]. *Deutsche Medizinische Wochenschrift* 1982;**107**(51-52):1957–61.
* Trübestein G, Balzer K, Bisler H, Klüken N, Muller-Wiefel H, Unkel B, et al. Buflomedil in arterial occlusive disease: results of a controlled multicenter study. *Angiology* 1984;**35**(8):500–5.

References to studies excluded from this review

Bisler 1983 *{published data only}*

Bisler H. Clinical response to buflomedil in arterial occlusive disease. *Therapiewoche* 1983;**33**:2204–10.

Fonseca 1988 *{published data only}*

Fonseca V, Mikhaildis DP, Barradas MA, Jeremy JY, Gracey L, Dandona P. Double-blind placebo-controlled trial of buflomedil in intermittent claudication. *International Journal of Clinical Pharmacology Research* 1988;**8**(5):377–81.

Levien 1983 *{published data only (unpublished sought but not used)}*

Levien. [Unpublished study] W80-BU-004LJL. S-Africa, 1983. Mentioned in: Walker GA, Mac Hannaford JC. A meta-analysis of randomized, double-blind, placebo-controlled studies of the effect of buflomedil on intermittent claudication. *Fundamental and Clinical Pharmacology* 1995;**9**(4):387–94.

Limbs 2008 *{published data only}*

Leizorovicz A. Buflomedil reduces amputations in patients with peripheral arterial occlusive disease. American College of Cardiology, 54th Annual Scientific Session, Late-Breaking Clinical Trials; 2005 Mar 6-9; Orlando, Florida 2005.
Limbs International Medicinal Buflomedil (LIMB) Study Group, Leizorovicz, A, Becker F. Oral buflomedil in the prevention of cardiovascular events in patients with peripheral arterial obstructive disease: a randomized, placebo-controlled, 4-year study.[see comment]. *Circulation* 2008;**117**(6):816–22.

Lowe 1987 *{unpublished data only}*

Lowe GDO, Dandona P, Horrocks M, Cotton LT. [Unpublished study] Evaluation of the clinical efficacy and safety of oral buflomedil hydrochloride in the treatment of intermittent claudication. Study QL/UK.83/2-5. UK, 1987. Mentioned in: Walker GA, Mac Hannaford JC. A meta-analysis of randomized, double-blind, placebo-controlled studies of the effect of buflomedil on intermittent claudication. *Fundamental and Clinical Pharmacology* 1995;**9**(4):387–94 (Available from the authors).

Lund 1988 *{published data only (unpublished sought but not used)}*

Lund, et al.[Unpublished study] AB-8603. US, 1988. Mentioned in: Walker GA, Mac Hannaford JC. A meta-analysis of randomized, double-blind, placebo-controlled studies of the effect of buflomedil on intermittent claudication. *Fundamental and Clinical Pharmacology* 1995;**9**(4):387–94.

Olsson 1986 *{published data only (unpublished sought but not used)}*

Olsson. [Unpublished study] Sweden, 1986. Mentioned in: Walker GA, Mac Hannaford JC. A meta-analysis of randomized, double-blind, placebo-controlled studies of the effect of buflomedil on intermittent claudication. *Fundamental and Clinical Pharmacology* 1995;**9**(4):387–94.

Raithel 1985 *{published data only (unpublished sought but not used)}*

Raithel, et al.[Unpublished study] BU-3-P05. Germany, 1985. Mentioned in: Walker GA, Mac Hannaford JC. A meta-analysis of randomized, double-blind, placebo-controlled studies of the effect of buflomedil on intermittent claudication. *Fundamental and Clinical Pharmacology* 1995;**9**(4):387–94.

Zinnagl 1986 *{published data only}*

Zinnagl N. A double blind study of the effects of buflomedil in 40 patients with arterial occlusive disease in Stage IIB [Doppelblindstudie über die Wirksamkeit von Buflomedil an 40 Patienten mit arterieller Verschlusskrankheit im Stadium IIB]. International Symposium on Conservative Therapy of Arterial Occlusive Disease. Bonn, May 23-25. New York: Georg Thieme Verlag, 1986.

Additional references

Baitsch 1983

Baitsch R. [Unpublished study]. BU-2-DO2. Germany, 1983. Mentioned in: Walker GA, Mac Hannaford JC. A meta-analysis of randomized, double-blind, placebo-controlled studies of the effect of buflomedil on intermittent claudication. *Fundamental and Clinical Pharmacology* 1995; Vol. 9, issue 4:387–94.

Bevan 1992

Bevan EG, Waller PC, Ramsay LE. Pharmacological approaches to the treatment of intermittent claudication. *Drugs and Aging* 1992;**2**(2):125–36.

Cameron 1988

Cameron HA, Waller PC, Ramsay LE. Drug treatment of intermittent claudication: critical analysis of the methods

and findings of published clinical trials, 1965-1985. *British Journal of Clinical Pharmacology* 1988;**26**(5):569-76.

Diamantopoulos 1989

Diamantopoulos EJ, Raptis SA, Christodoulou-Peters M, Mouloupoulos SD. Controlled trial of buflomedil in diabetic peripheral occlusive disease. Ischaemic diseases and the microcirculation. New results. International Symposium. Frankfurt, January 1989:80-4.

Dickersin 1994

Dickersin K, Scherer R, Lefebvre C. Identifying relevant studies for systematic reviews. *BMJ* 1994;**309**(6964):1286-91.

Fontaine 1954

Fontaine VR, Kim M, Kieny R. Surgical treatment for peripheral vascular disease [Die chirurgische Behandlung der peripheren Durchblutungsstörungen]. *Helvetica Chirurgica Acta* 1954;**5/6**:499-533.

Gardner 1989a

Gardner MJ, Altman DG. Estimating with confidence. In: Gardner MJ, Altman DG editor(s). *Statistics with confidence: confidence intervals and statistical guidelines*. London: BMJ Publishing Group, 1989:3-5.

Gardner 1989b

Gardner MJ, Altman DG. Estimation rather than hypothesis testing: confidence intervals rather than P values. In: Gardner MJ, Altman DG editor(s). *Statistics with confidence: confidence intervals and statistical guidelines*. London: BMJ Publishing Group, 1989:6-19.

Gardner 1989c

Altman DG, Gardner MJ. Calculating confidence intervals for means and their differences. In: Gardner MJ, Altman DG editor(s). *Statistics with confidence: confidence intervals and statistical guidelines*. London: BMJ Publishing Group, 1989:20-7.

Gardner 1989d

Gardner MJ, Altman DG. Tables for calculation of confidence intervals. In: Gardner MJ, Altman DG editor(s). *Statistics with confidence: confidence intervals and statistical guidelines*. London: BMJ Publishing Group, 1989:111-29.

Jadad 1996

Jadad RJ, Moore RA, Carroll D, Jenkinson C, Reynolds DJ, Gavaghan DJ, et al. Assessing the quality of reports of randomized clinical trials: is blinding necessary?. *Controlled Clinical Trials* 1996;**17**:1-12.

Jepson 1997

Jepson RG, Kleijnen J, Leng GC. Garlic for peripheral arterial occlusive disease. *Cochrane Database of Systematic Reviews* 2006, Issue 2. [DOI: 10.1002/14651858.CD000095]

Kleijnen 1998

Kleijnen J, Mackerras D. Vitamin E for intermittent claudication. *Cochrane Database of Systematic Reviews* 1998, Issue 1. [DOI: 10.1002/14651858.CD000987]

Leng 2000

Leng GC, Fowler B, Ernst E. Exercise for intermittent claudication. *Cochrane Database of Systematic Reviews* 2000, Issue 2. [DOI: 10.1002/14651858.CD000990]

Liard 1997

Liard F, Benichou AC, Gamand S, Lehert P. The effects of naftidrofuryl on quality of life. *Disease Management Health Outcomes* 1997;**2**(Suppl 1):71-8.

Marimbert 2006

Marimbert J. Lettre aux professionnels de santé: Pharmacovigilance et la sécurité d'emploi du buflomédil [Letter to health professionals: Pharmacovigilance and safety of use of buflomedil]. Agence française de sécurité sanitaire des produits de santé. 13 November 2006.

Mulrow 1999

Mulrow CD, Oxman AD. *Cochrane Collaboration Handbook (In: The Cochrane Library, Issue 3)*. Oxford: Update Software, 1999.

Price 2001

Price JF, Leng GC. Steroid sex hormones for lower limb atherosclerosis. *Cochrane Database of Systematic Reviews* 2005, Issue 3. [DOI: 10.1002/14651858.CD000188]

Schulz 1995

Schulz KF, Chalmers IC, Hayes RJ, Altman DG. Empirical evidence of bias. Dimensions of methodological quality associated with estimates of treatment effects in controlled trials. *Journal of the American Medical Association* 1995;**273**(5):408-12.

Spengel 1997

Spengel A, Brown TM, Dietze S, Kirchberger I, Comte S. The claudication scale (CLAU-S). New disease-specific quality-of-life instrument in intermittent claudication. *Disease Management Health Outcomes* 1997;**2**(Suppl 1):65-70.

Verhaeghe 1998

Verhaeghe R. Epidemiology and prognosis of peripheral obliterative arteriopathy. *Drugs* 1998;**56**(suppl 3):1-10.

Walker 1995

Walker GA, Mac Hannaford JC. A meta-analysis of randomized, double-blind, placebo-controlled studies of the effect of buflomedil on intermittent claudication. *Fundamental and Clinical Pharmacology* 1995;**9**(4):387-94.

Wood 2005

Wood S. Buflomedil to reduce clinical complications of peripheral artery disease? Maybe, maybe not. www.theheart.org/article/402581.do 11 March 2005, issue accessed 26 April 2007.

Wurzinger 1987

Wurzinger LJ, Schmid-Schonbein H. Effect of buflomedil on epinephrine-enhanced platelet aggregation in vitro and ex vivo. *Arzneimittel-Forschung* 1987;**37**(10):1113-5.

References to other published versions of this review

De Backer 2000

De Backer TLM, Vander Stichele RH, Bogaert MG. Buflomedil for intermittent claudication. *Cochrane Database of Systematic Reviews* 2000, Issue 2. [DOI: 10.1002/14651858.CD000988]

De Backer 2007

De Backer TLM, Bogaert MG, Vander Stichele RH. Buflomedil for intermittent claudication. *Cochrane Database of Systematic Reviews* 2007, Issue 4. [DOI: 10.1002/14651858.CD000988.pub2]

de Backer 2008

de Backer TLM, Bogaert M, Vander Stichele R. Buflomedil for intermittent claudication. *Cochrane Database of Systematic Reviews* 2008, Issue 1. [DOI: 10.1002/14651858.CD000988.pub3]

* Indicates the major publication for the study

CHARACTERISTICS OF STUDIES

Characteristics of included studies [ordered by study ID]

Diamantopoulos 2001

Methods	<p>Study design: States randomized, double-blinded.</p> <p>Method of randomization: Not stated.</p> <p>Blinding: Double-blinded.</p> <p>Dropouts: 2 patients from the buflomedil group, because they felt better, and 4 from the placebo group; 1 for no apparent reason, 1 fatal AMI, 1 underwent surgery and 1 failed to report</p>
Participants	<p>Country: Greece.</p> <p>Setting: Clinic.</p> <p>No. 40 patients; (21 buflomedil, 19 placebo).</p> <p>Gender: 36 males (19 buflomedil, 17 placebo), 4 females (2 buflomedil, 2 placebo)</p> <p>Age: mean 60.1 years (range 39 to 77).</p> <p>Inclusion criteria: All had maturity onset diabetes mellitus (11 insulin-dependent, 29 non-insulin dependent, mean duration 14 years) mean duration PAOD 3.4 years, walking distance < 400 m SBP indices at both ankles estimated by Doppler</p> <p>At the start of a 4-week observation period before entry into the study, patients were given a full physical examination and an ECG at rest and after exercise on a treadmill (3.6 km/h at 12.5°C)</p> <p>Exclusion criteria: Vascular surgery or specific physical training, participation in another study, history of cerebrovascular accident or coronary heart disease, concomitant therapy that could influence any of the parameters to be studied, evidence of excessive Monckeberg's sclerosis, diabetic retinopathy, severe renal, hepatic or cardiopulmonary impairment, uncontrolled arterial hypertension, previous AMI, angina pectoris, severe cardiac arrhythmias, evidence of peripheral sensory neuropathy, arterial bleeding, pregnancy or lactation, allergy to any medication, history of convulsions or other central nervous system diseases, grossly over- or under-weight diabetics based on tables size-weight, musculoskeletal disorders limiting walking ability</p>
Interventions	<p>Treatment: During 6 month treatment period patients received 600 mg buflomedil per day, 2 x 150 mg tablets taken twice a day</p> <p>Control: Matching placebo tablets.</p> <p>Compliance checked every 3 to 4 weeks by patients returning their bottles to the outpatient clinic where remaining tablets were counted</p> <p>Duration: Six months.</p>
Outcomes	<p>Primary: Distances at 6 months constituted the primary response variables. PFWD and MWD measured at entry (baseline) and after 3 and 6 months' treatment using a standardized exercise test on the treadmill (3.6 km/h at 12.5°C)</p> <p>Secondary: Not stated.</p>
Notes	
<i>Risk of bias</i>	

Diamantopoulos 2001 (Continued)

Bias	Authors' judgement	Support for judgement
Allocation concealment (selection bias)	Unclear risk	B - Unclear

Trübestein 1984

Methods	<p>Study design: States randomized, double-blinded. Method of randomization: Not stated. Blinding: Double-blinded. Dropouts: 8 in the placebo group and 12 in the buflomedil group, leaving 93 for analysis (46 in placebo group, 47 in buflomedil group)</p>
Participants	<p>Country: Germany. Setting: Clinic. No.: 113 patients. Age: 50 to 70 years old. Gender: Not stated. Inclusion criteria: Symptoms of intermittent claudication for 6 months to 5 years and PFWD of 50 to 400 m After a four-week run-in period during which all patients received placebo and other vasoactive drugs were stopped, patients were checked to test whether their PFWD differed by not more than 30% from the value at the beginning of the run-in period (mean of two consecutive measurements). Patients were then allocated randomly to treatment groups Exclusion criteria: Special physical training for at least six months prior to study start; systolic blood pressure at the ankle of less than 70 mm Hg, diabetic microangiopathy or necrosis, inflammatory vascular disease such as endarteritis obliterans, coronary heart disease with angina pectoris, myocardial insufficiency, respiratory insufficiency, arthropathy, symptoms of severe liver or kidney disease, laboratory values of more than 10% outside normal range, pregnancy, beta-blockers and any other vasoactive drugs</p>
Interventions	<p>All patients received placebo tablets (four daily - 2 in the morning, one at midday and one in the evening) for four weeks run-in Treatment: Buflomedil 600 mg daily (2 x 150 mg in the morning, 1 x 150 mg at midday and 1 x 150mg in the evening.) Control: Matching placebo. Duration: 12 weeks treatment. (16 weeks in total including the 4 week run-in period.)</p>
Outcomes	<p>Primary: PFWD and MWD were measured by treadmill (5 km/h at 10° elevation) Ankle-arm pressures were measured by Doppler at rest and after exercise and pressure differences (brachial artery-posterior tibial artery) were calculated Measurements were performed at days 28, 56, and 84.</p>
Notes	

Risk of bias

Bias	Authors' judgement	Support for judgement
------	--------------------	-----------------------

Trübestein 1984 (Continued)

Allocation concealment (selection bias)	Unclear risk	B - Unclear
---	--------------	-------------

AMI: acute myocardial infarction
 ECG: electrocardiogram
 MWD: maximal walking distance
 PAOD: peripheral arterial occlusive disease
 PFWD: pain-free walking distance
 SBP: systolic blood pressure

Characteristics of excluded studies [ordered by study ID]

Study	Reason for exclusion
Bisler 1983	A small study (N = 38) with a mixed protocol of 14 days intravenous therapy (2 x 100 mg) followed by eight weeks oral therapy (daily dose of 600 mg in three doses). The duration of the study was too short (8 weeks) for inclusion. At randomization there were 20 participants in the active group versus 18 in the placebo group. Percentages of smokers and diabetics were not given. No mention of: dropouts, total number of patients screened, or how many of the original 38 patients completed the study
Fonseca 1988	A small study (N = 34) with six poorly described dropouts (two in the active group, four in the placebo group). 23% of participants were diabetic. Daily dosage of 600 mg given in two doses. The primary aim of the study was to investigate whether buflomedil inhibits platelet aggregation in patients with PAOD. The secondary endpoints were PFWD, MWD and subjective improvement. The results of the primary endpoint were negative and so the researchers shifted attention to the secondary outcomes. Results of treadmill tests expressed in time units and not in distance units. Standard deviations of results not given
Levien 1983	Study 08 in the meta-analysis of Walker and Mac Hannaford, but not published. Twenty-six participants with a mean age of 63 years, treated for six months with 600 mg of buflomedil or placebo. An effect size of -0.5 to 1.2 mentioned. We could not obtain this study. Example of publication bias
Limbs 2008	Although this is a large, double-blind RCT, we excluded this study because PFWD and MWD were not measured by an objective standardized test. See Table 1 for details of the trial.
Lowe 1987	Unpublished multicenter study mentioned in the meta-analysis of Walker and Mac Hannaford. We obtained this trial as confidential material with the help of the Cochrane PVD Group. The trial was rather short (12 weeks), daily dosage of 600 mg given in three doses, and results did not provide statistics on variation (SD or SEM). At randomization there were 97 participants in the active group versus 104 in the placebo group. Dropouts (29 in active group and 25 in placebo group) and protocol violations were mentioned but not well described. This study clearly showed negative results for the PFWD
Lund 1988	Study 11 in the meta-analysis of Walker and Mac Hannaford, but not published. One hundred and sixty-eight participants were treated for three months with 600 mg of buflomedil or placebo. We could not retrieve this study. Example of publication bias

(Continued)

Olsson 1986	Study 10 in the meta-analysis of Walker and Mac Hannaford, but not published. Sixty patients (mean age?) participated in this study and were treated for three months. An effect size of -0.3 to 0.7 was given. We could not retrieve this study. Example of publication bias
Raithel 1985	Study 09 in the meta-analysis of Walker and Mac Hannaford, but not published. One hundred and five participants were treated for four months with a daily dose of 600 mg buflomedil or placebo. An effect size of -0.2 to 0.6 was given. We could not obtain this study. Example of publication bias
Zinnagl 1986	A small study (N = 40), with a short double blind phase of 60 days, inadequate reporting of trial procedures, and no data on variability of results. Total daily dosage was 600 mg given in four doses. Percentages of smokers and diabetics were not given. At randomization there were 20 participants in each group and there were no dropouts

DATA AND ANALYSES

Comparison 1. Buflomedil versus placebo

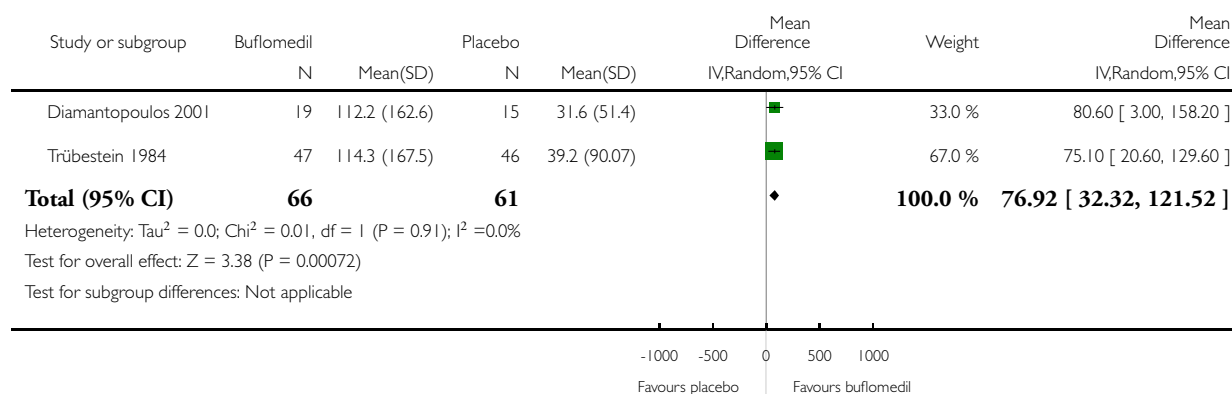
Outcome or subgroup title	No. of studies	No. of participants	Statistical method	Effect size
1 Painfree walking distance. Meters gain	2	127	Mean Difference (IV, Random, 95% CI)	76.92 [32.32, 121.52]
2 Maximal walking distance. Meters gain	2	127	Mean Difference (IV, Random, 95% CI)	112.64 [27.73, 197.54]

Analysis 1.1. Comparison 1 Buflomedil versus placebo, Outcome 1 Painfree walking distance. Meters gain.

Review: Buflomedil for intermittent claudication

Comparison: 1 Buflomedil versus placebo

Outcome: 1 Painfree walking distance. Meters gain

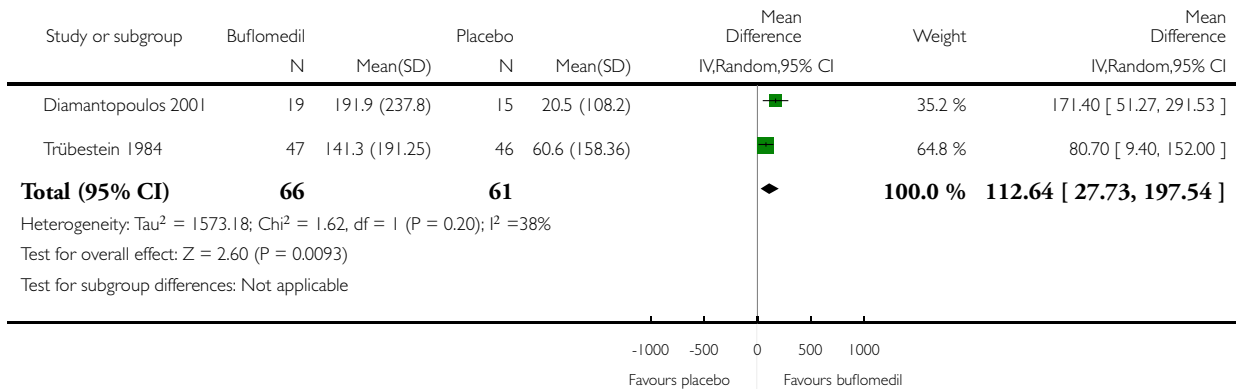


Analysis 1.2. Comparison 1 Buflomedil versus placebo, Outcome 2 Maximal walking distance. Meters gain.

Review: Buflomedil for intermittent claudication

Comparison: 1 Buflomedil versus placebo

Outcome: 2 Maximal walking distance. Meters gain



ADDITIONAL TABLES

Table 1. Limbs 2008 trial

Methods	<p>Study design: international, multicenter, randomized, placebo-controlled, double-blinded</p> <p>Participating centers: Czech Republic, France, Hungary, Russia</p> <p>Method of randomization: a centralized computer-generated schedule (1:1 randomization in blocks of 6 and stratified by center and creatinine clearance)</p> <p>Blinding: double-blind; buflomedil and placebo were indistinguishable in terms of shape, smell and appearance</p> <p>Statistical analysis: primary efficacy outcome performed on the intention-to-treat population; safety analysis performed on the as-treated population;</p> <p>Dropouts: buflomedil: 223 patients permanently stopped treatment prior to study completion (including death) and 5 patients lost to follow-up; placebo: 219 patients permanently stopped treatment prior to study completion (including death) and 10 patients lost to follow-up</p>
Participants	<p>Patients > 40 y with documented peripheral arterial obstructive disease, intermittent claudication, and an ankle-brachial index between 0,30 and 0,80</p> <p>Patients were excluded from the study if they presented the following characteristics: ischemic rest pain (i.e., Fontaine's stage III PAD), ulceration or gangrene (i.e., Fontaine's stage IV PAD), iliac or common femoral artery stenosis or occlusion, arterial occlusion of embolic origin, Buerger disease, or any nonatherosclerotic arterial disease of the lower limbs. Likewise, patients with confounding factor(s) interfering with the evaluation of PAD (e.g., major stroke sequel or major amputation of a lower limb) or the effect of the study treatment (e.g., patients in whom vasoactive treatments could not be discontinued or who were already under treatment with buflomedil started 1 month previously) were not recruited. Other exclusion criteria were acute myocardial infarction or stroke within the last 45 days, vascular or endovascular surgery within the last 45 days or planned within the next month, active cancer, poor short-term vital prognosis, and thrombophilia. Finally, pregnant or breast-feeding</p>

Table 1. Limbs 2008 trial (Continued)

	women and women of childbearing age not using effective contraception could not participate in the study n = 2078 patients randomized: 1043 to buflomedil, 1035 to placebo
Interventions	Long-term administration (mean 33 months) of oral buflomedil or placebo
Outcomes	<ol style="list-style-type: none"> 1. The primary efficacy outcome was critical cardiovascular events, defined as the composite of cardiovascular death (including sudden death of presumed cardiac origin), nonfatal myocardial infarction, nonfatal stroke, symptomatic deterioration of peripheral arterial obstructive disease, or leg amputation 2. Secondary efficacy end points included the individual components of the primary efficacy outcome, death resulting from any cause, and all cardiovascular events. Other secondary efficacy endpoints were pain-free and maximal walking distances (as assessed by patient questioning), ABI values, and quality of life (i.e. ability to perform daily life activities according to the patient using a 0- to 100-mm subjective visual analogue scale) 3. The primary safety outcome was adverse events, with special attention paid to myoclonia and convulsion
Notes	<p>Although this is a large, double-blind RCT, we excluded this study because PFWD and MWD were not measured by an objective standardized test</p> <p>Because of safety reasons, oral buflomedil 300 mg tablets are not anymore on the market</p> <p>From certain experts in the vascular field (Olin J, NY, USA) criticism has been made on the reliability of the study data</p> <p>An associated editorial by MS Conte (Boston, MA, USA) (Circulation 2008;117:717-9) softened the conclusion of the LIMB study group authors that the use of buflomedil should be considered in addition to an antiplatelet agent in patients with peripheral arterial obstructive disease and intermittent claudication</p> <p>There was also a letter to the Editor (Letter by De Backer et al regarding article, "Oral buflomedil in the prevention of cardiovascular events in patients with peripheral arterial obstructive disease: a randomized, placebo-controlled, 4-year study". Circulation 2008;118:e151)</p>

APPENDICES

Appendix I. CENTRAL search strategy

#1	MeSH descriptor: [Arteriosclerosis] this term only	893
#2	MeSH descriptor: [Arteriolosclerosis] this term only	0
#3	MeSH descriptor: [Arteriosclerosis Obliterans] this term only	71
#4	MeSH descriptor: [Atherosclerosis] this term only	382
#5	MeSH descriptor: [Arterial Occlusive Diseases] this term only	755
#6	MeSH descriptor: [Intermittent Claudication] this term only	711

(Continued)

#7	MeSH descriptor: [Ischemia] this term only	753
#8	MeSH descriptor: [Peripheral Vascular Diseases] explode all trees	2150
#9	MeSH descriptor: [Vascular Diseases] this term only	381
#10	MeSH descriptor: [Leg] explode all trees and with qualifiers: [Blood supply - BS]	1073
#11	MeSH descriptor: [Femoral Artery] explode all trees	720
#12	MeSH descriptor: [Popliteal Artery] explode all trees	250
#13	MeSH descriptor: [Iliac Artery] explode all trees	151
#14	MeSH descriptor: [Tibial Arteries] explode all trees	29
#15	(atherosclero* or arteriosclero* or PVD or PAOD or PAD)	17142
#16	(arter*) near (*occlus* or steno* or obstuct* or lesio* or block* or obliter*)	4863
#17	(vascular) near (*occlus* or steno* or obstuct* or lesio* or block* or obliter*)	1376
#18	(vein*) near (*occlus* or steno* or obstuct* or lesio* or block* or obliter*)	710
#19	(veno*) near (*occlus* or steno* or obstuct* or lesio* or block* or obliter*)	976
#20	(peripher*) near (*occlus* or steno* or obstuct* or lesio* or block* or obliter*)	1356
#21	peripheral near/3 dis*	3224
#22	arteriopathic	9
#23	(claudic* or hinken*)	1434
#24	(isch* or CLI)	16728
#25	dysvascular*	13
#26	leg near/4 (obstruct* or occlus* or steno* or block* or obliter*)	175

(Continued)

#27	limb near/4 (obstruct* or occlus* or steno* or block* or obliter*)	227
#28	(lower near/3 extrem*) near/4 (obstruct* or occlus* or steno* or block* or obliter*)	136
#29	(aort* or iliac or femoral or popliteal or femoro* or fempop* or crural) near/3 (obstruct* or occlus*)	324
#30	#1 or #2 or #3 or #4 or #5 or #6 or #7 or #8 or #9 or #10 or #11 or #12 or #13 or #14 or #15 or #16 or #17 or #18 or #19 or #20 or #21 or #22 or #23 or #24 or #25 or #26 or #27 or #28 or #29	39487
#31	buflomedil:ti,ab,kw (Word variations have been searched)	142
#32	bufedil or buflan:ti,ab,kw (Word variations have been searched)	0
#33	diarfin or fonzylane:ti,ab,kw (Word variations have been searched)	3
#34	irrodan:ti,ab,kw (Word variations have been searched)	0
#35	lofton or lofty:ti,ab,kw (Word variations have been searched)	3
#36	#31 or #32 or #33 or #34 or #35	145
#37	#30 and #36 in Trials	83

Appendix 2. Authors' 2007 Pubmed search terms for safety data

(("Pyrrolidines/adverse effects"[Mesh] OR "Pyrrolidines/toxicity"[Mesh]) OR "Pyrrolidines/poisoning"[Mesh]) AND ("buflomedil"[Substance Name] OR Buflomedil[Text Word])

WHAT'S NEW

Last assessed as up-to-date: 8 January 2013.

Date	Event	Description
12 February 2013	New search has been performed	Searches were rerun but no new studies were identified for inclusion or exclusion

(Continued)

12 February 2013	New citation required but conclusions have not changed	Searches were rerun but no new studies were identified for inclusion or exclusion. Minor copy edits made to the text. One author stepped down from author team
------------------	--	--

HISTORY

Protocol first published: Issue 1, 1998

Review first published: Issue 1, 2001

Date	Event	Description
28 April 2009	New search has been performed	LIMB trial added to excluded studies. Copy edits made to the text
9 May 2008	Amended	Converted to new review format.
11 November 2007	New citation required and conclusions have changed	Substantive amendment. Additional safety and efficacy data added in the light of withdrawal of 300 mg tablets in France. Safety considerations expanded
20 August 2007	New citation required but conclusions have not changed	Citation order changed.

CONTRIBUTIONS OF AUTHORS

Dr TL De Backer: Evaluated retrieved trials and was primary author of the manuscript.

Dr RH Vander Stichele: Assisted in designing of the review, searching the literature, evaluating retrieved trials and the manuscript editing.

DECLARATIONS OF INTEREST

None known

SOURCES OF SUPPORT

Internal sources

- Heymans Institute of Pharmacology, Medical School, University of Gent, Belgium.

External sources

- Chief Scientist Office, Scottish Government Health Directorates, The Scottish Government, UK.
The PVD Group editorial base is supported by the Chief Scientist Office.

INDEX TERMS

Medical Subject Headings (MeSH)

Administration, Oral; Double-Blind Method; Intermittent Claudication [*drug therapy]; Publication Bias; Pyrrolidines [*therapeutic use]; Randomized Controlled Trials as Topic; Treatment Outcome; Vasodilator Agents [*therapeutic use]

MeSH check words

Humans