

Experimental verification of sawtooth control by energetic particles in ion cyclotron resonance heated JET tokamak plasmas

This article has been downloaded from IOPscience. Please scroll down to see the full text article.

2010 Nucl. Fusion 50 052002

(<http://iopscience.iop.org/0029-5515/50/5/052002>)

View [the table of contents for this issue](#), or go to the [journal homepage](#) for more

Download details:

IP Address: 91.182.158.211

The article was downloaded on 07/05/2010 at 08:36

Please note that [terms and conditions apply](#).

LETTER

Experimental verification of sawtooth control by energetic particles in ion cyclotron resonance heated JET tokamak plasmas

J.P. Graves¹, I.T. Chapman², S. Coda¹, T. Johnson³,
M. Lennholm⁴, B. Alper², M. de Baar⁵, K. Crombe⁶,
L.-G. Eriksson⁷, R. Felton², D. Howell², V. Kiptily²,
H.R. Koslowski⁸, M.-L. Mayoral², I. Monakhov², I. Nunes⁹ and
S.D. Pinches² and JET-EFDA Contributors^a

JET-EFDA, Culham Science Centre, OX14 3DB, Abingdon, UK

¹ École Polytechnique Fédérale de Lausanne (EPFL), Centre de Recherches en Physique des Plasmas, Association EURATOM-Confédération Suisse, 1015 Lausanne, Switzerland

² Euratom/CCFE Fusion Association, Culham Science Centre, Abingdon, UK

³ Euratom-VR Association, EES, KTH, Stockholm, Sweden

⁴ EFDA-JET CSU, Culham Science Centre, Abingdon, OX14 3DB, UK

⁵ FOM Instituut voor Plasmafysica Rijnhuizen, Association EURATOM-FOM, The Netherlands

⁶ Department of Applied Physics, Ghent University, Rozier 44, 9000 Ghent, Belgium

⁷ European Commission, Research Directorate General, B-1049 Brussels, Belgium

⁸ Forschungszentrum Jülich GmbH Institut für Energieforschung - Plasmaphysik 52425 Jülich, Germany

⁹ Associação EURATOM/IST, 1049-001, Lisboa, Portugal

Received 2 March 2010, accepted for publication 23 April 2010

Published 4 May 2010

Online at stacks.iop.org/NF/50/052002

Abstract

Experimental evidence from the JET tokamak is presented supporting the predictions of a recent theory (Graves *et al* 2009 *Phys. Rev. Lett.* **102** 065005) on sawtooth instability control by toroidally propagating ion cyclotron resonance waves. Novel experimental conditions minimized a possible alternate effect of magnetic shear modification by ion cyclotron current drive, and enabled the dependence of the new energetic ion mechanism to be tested over key variables. The results have favourable implications on sawtooth control by ion cyclotron resonance waves in a fusion reactor.

PACS numbers: 52.55.Fa, 52.55.Tn, 52.50.Qt, 52.25.Pi, 52.35.Py

(Some figures in this article are in colour only in the electronic version)

Magnetohydrodynamic (MHD) stability of plasmas in the presence of energetic ions is a crucial issue for present and future large tokamak experiments. Such ions include 3.5 MeV fusion alpha particles, and energetic minority ions produced

by auxiliary heating methods such as neutral beam injection (NBI) and from ion cyclotron resonance frequency (ICRF) waves. Ions trapped within the region of lower magnetic field strength have been shown [1–3] to stabilize an instability known as the sawtooth, located within the core localized $q = 1$ rational surface, thereby lengthening the period between sequential plasma relaxations [4]. Without an effective means of shortening the period of sawteeth, the relaxation event can

^a See the appendix of Romanelli F. *et al* 2008 *Proc. 22nd Int. Fusion Energy Conference (FEC) 2008 (Geneva, Switzerland 2008)* (Vienna: IAEA). http://www.iop.org/EJ/article/0029-5515/49/10/104006/nf9_10_104006.pdf

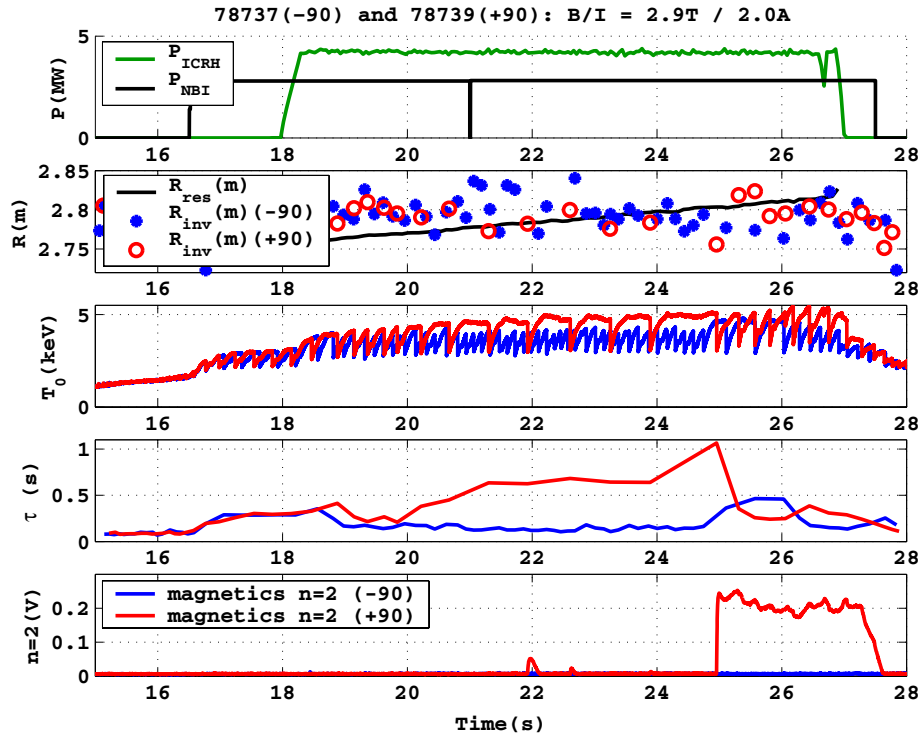


Figure 1. Time traces of NBI and ICRH power, ^3He resonance position and inversion radius, central electron temperature, sawtooth period and $n = 2$ magnetics amplitude for pulses 78737 (blue, -90° phasing) and 78739 (red, $+90^\circ$ phasing).

trigger [1, 5] secondary performance degrading instabilities located closer to the tokamak edge.

A new explanation was recently given [6] for the highly effective nature of sawtooth control using toroidally propagating ICRF waves with off-axis resonance in tokamaks. Energetic passing ions influence the MHD internal kink mode instability (thought to be responsible for sawteeth) when they are distributed asymmetrically in parallel velocity. Such populations are generated by toroidally aligned NBI, and its effect on sawteeth is well documented [7, 8], but parallel velocity asymmetry is also a natural feature of minority ion populations in resonance with toroidally co- or counter-propagating ICRF waves. This letter reports novel dedicated JET experiments which have been devised in order to neutralize an alternative sawtooth control mechanism [9, 10] involving changes in the equilibrium current due to ICRF, and permit comparison with recent theory [6] across physical parameters. In the experiments presented here, negligible change to the net equilibrium current was assured by choosing ^3He minority ICRF in a deuterium majority plasma (^3He)D, whereby the current dragged [9, 11] by the background plasma tends to cancel the ^3He current. The experiments reported here are important not least because it had been widely accepted that the poor current drive efficiency arising from minority ^3He resonant toroidally propagating waves would not [9, 12] provide sawtooth control in deuterium or deuterium-tritium reactor relevant plasmas. Minority ^3He experiments prior to [9] had reported results [1, 2] with resonance close to the magnetic axis, thereby lengthening sawteeth through the well recognized effect (e.g. [3]) of an axially peaked fast ion pressure. Subsequent sawtooth relevant experiments have, until now, primarily employed high concentration ^3He (e.g.

[13] and references therein), leading to mode conversion and direct electron heating close to the $q = 1$ surface, and consequently efficient local current profile and sawtooth modification. In contrast, and contrary to the predictions of [9, 12] the novel experiments outlined in this letter show that sawtooth control by toroidally propagating ICRF waves, with $q = 1$ localized resonance on low concentration minority ^3He , is in fact extremely effective, as predicted by the fast ion mechanism [6]. This demonstrates the viability of sawtooth control using ICRF in ITER [14], which is primarily expected to employ ^3He minority [12].

The effectiveness of minority ^3He ICRF for controlling sawteeth, and its importance, is illustrated in figure 1. The only difference between the two pulses is that the direction of the toroidally propagating ICRF waves is counter-tangent to the plasma current in pulse 78737 (-90° antenna phasing) and co-tangent in pulse 78739 ($+90^\circ$ antenna phasing). In both pulses the early NBI phase increases the sawtooth period to 300 ms from Ohmic (without auxiliary heating) sawteeth of around 80 ms. At 18 s, 4.5 MW of ^3He ICRF is applied on the high field side of the $q = 1$ rational surface, indicated by the resonance position and soft-x-ray resolved inversion major radius in figure 1. The toroidal magnetic field is then ramped very slowly from $B = 2.9$ T to $B = 2.96$ T, whilst changing the current proportionally in order to keep the q profile stationary. It is seen that for -90° phasing the sawtooth period is reduced to a minimum of 100 ms, close to that of Ohmic sawteeth, while for $+90^\circ$ phasing, the sawteeth become extremely long. The longest sawtooth period is more than 1 s, and the crash triggers a saturated amplitude resistive mode, specifically a neoclassical tearing mode (NTM) [15], as indicated by the $n = 2$ toroidal mode number magnetic signal shown in figure 1.

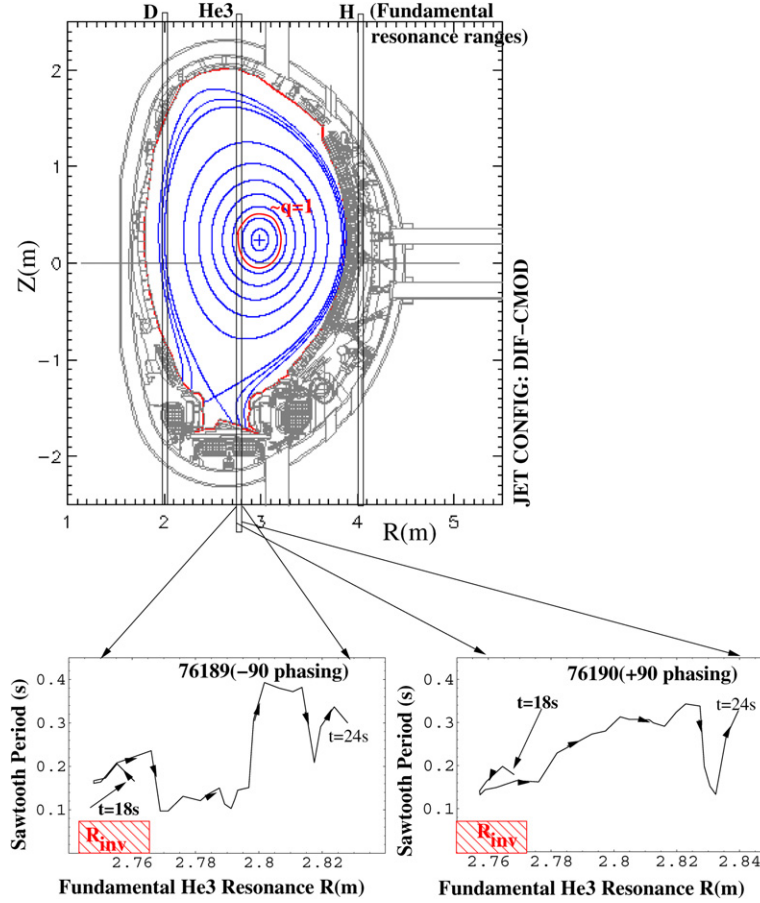


Figure 2. Showing the configuration, and the approximate resonance ranges and locations of ^3He , D and H over the range of the toroidal magnetic field $2.88 \text{ T} < B < 2.96 \text{ T}$. Shown also are the corresponding changes to the sawtooth period in ^3He minority pulses 76189 (-90° phasing) and 76190 ($+90^\circ$ phasing), and the range of the inversion radius given by the shaded box. (Colour online.)

This is a rare observation of an NTM in a low confinement mode plasma with low normalized beta ($\beta_N \approx 0.8$, where beta is a figure of merit for a fusion plasma, defined as the ratio of plasma pressure to magnetic pressure), and thus highlights the crucial importance of sawtooth control.

Resolving the mechanism responsible for the sawtooth experiments in JET is very important for predictions of sawtooth control capability in ITER. A widely accepted necessary criterion for instability [16] is given by the kinetic resistive $m = n = 1$ internal kink mode threshold:

$$\frac{\pi \delta \hat{W}}{s_1} < \hat{\rho}, \quad (1)$$

where $\delta \hat{W}$ is the potential energy of the internal kink mode (with linear growth rate $\gamma = -\omega_A \pi \delta \hat{W} / s_1$, $\omega_A = v_A / 3^{1/2} R_0$, v_A the Alfvén velocity and R_0 the major radius at the magnetic axis), s_1 is the magnetic shear at the $q = 1$ rational surface, where $s = (r/q) dq/dr$ and $\hat{\rho}$ is the Larmor radius of the background thermal ions normalized to the $q = 1$ minor radius r_1 . In moderate sized present day machines [17, 18] convincing evidence exists showing that sawteeth are shortened by increasing s_1 through localized electron cyclotron current drive (ECCD) techniques such that (1) might be met more rapidly following the previous sawtooth crash. However, in ITER, $\delta \hat{W}$ will typically be very large and positive due to

the stabilizing effect of trapped fusion alpha particles, whilst $\hat{\rho}$ will be much smaller than in most present day experiments. Consequently, in ITER, an actuator will have to generate a very large change in s_1 in order to satisfy (1). By contrast, the fast ion mechanism proposed in [6] generates a change in the macroscopic energy of the internal kink mode due to ‘RF’ ions, $\delta \hat{W}_{\text{RF}}$, and as a result, it is envisaged that the criterion for instability (e.g. (1)) can be met even when there is a significant stabilizing trapped ion population in the core, and especially in conjunction with enhanced s_1 , via e.g. an additional ECCD actuator. In the JET experiments presented here, a low power NBI ion population plays the role of alpha particles, thus initially lengthening the sawteeth via the the stabilizing contribution $\delta \hat{W}_{\text{NBI}}$ from both trapped fast ions [1, 3] and asymmetrically distributed passing ions [7, 8]. These sawteeth are controlled by the effect [6] of ICRH generated energetic passing ions intersecting the $q = 1$ radius, thus reducing, or changing the sign of, the total fast ion contribution $\delta \hat{W}_{\text{RF}} + \delta \hat{W}_{\text{NBI}}$.

It is now shown that sawteeth are modified by ICRH even for pulses with low auxiliary power. Diagnostic neutral beams with a power of 1.4 MW were used in pulses 76189, employing 3 MW of ICRF with -90° phasing, and 76190, employing 2 MW ICRF with $+90^\circ$ phasing, both with low concentration (up to 0.5%) minority ^3He . The configuration is essentially the same for all the pulses described here and is shown in

figure 2. The toroidal magnetic field was ramped upwards from around 2.88 to 2.96 T, and the plasma current was ramped proportionally. Figure 2 plots the sawtooth period for 76189 and 76190 as a function of the ^3He resonance position. It is seen that the sawtooth period is strongly modified as the resonance position is shifted relative to the sawtooth inversion radius, shaded in red. The pulse with -90° phasing exhibits a narrow window of sawtooth destabilization, while the $+90^\circ$ phasing pulse exhibits the opposite.

The experimental objective of generating negligible minority ion current is now addressed. The MSE diagnostic in JET has a typical accuracy of 10% of the current density ($\approx 1.3 \text{ MA m}^{-2}$ at r_1), which precludes the direct measurement of the ICRF driven current because, as seen below, it is typically two orders of magnitude smaller than the total current density, even in the absence of the plasma drag current. Shown in figure 3 is a SELFO [19] calculation of the fast ion current density $j_h = eZ_h \int dv^3 v_{\parallel} F_h$ for pulse 76189 at 21 s, where F_h is the ICRH distribution function. For the simulation of this pulse, with -90° phasing, SELFO employs a spectrum of toroidal wave numbers with maximum power for $n_\phi = -15$, while the simulation of 76190 ($+90^\circ$ phasing) has maximum power for $n_\phi = 15$. The asymmetry in toroidal wave number spectra, due to the antenna phasing, gives rise to Fisch currents [11] and currents due to preferential detrapping [20] of co- and counter-circulating ions. SELFO calculates these currents in addition to currents that are insensitive to antenna phasing which arise from the guiding centre drift orbits of predominantly trapped and barely passing ions. However, the plasma is dragged [9, 11] along with the fast ions, such that the total current is proportional to a drag coefficient j_d , giving $j_{\text{tot}} = j_h \times j_d$. The fast ion current is subject to momentum conservation, quasi-neutrality and the balance of collision rates of electrons on all ion species [9, 11], giving

$$j_d = 1 - \left[\frac{Z_h}{Z_{\text{eff}}} + \frac{m_h \sum_i Z_i n_i (1 - Z_i/Z_{\text{eff}})}{Z_h \sum_i n_i m_i} - G \left(\frac{Z_h}{Z_{\text{eff}}} - \frac{m_h \sum_i n_i Z_i^2}{Z_h Z_{\text{eff}} \sum_i n_i m_i} \right) \right], \quad (2)$$

where $G = 1.46A(Z_{\text{eff}})\epsilon^{1/2}$, A is a weak function of Z_{eff} and i denotes ion species other than hot (h). In figure 3 it is seen that j_h has a dipole structure, with maximum current around 30 kA m^{-2} . Due to the minority ion mass number $m_h = 3$ and charge $Z_h = 2$, deuterium bulk ion population, carbon and beryllium impurities and moderate $Z_{\text{eff}} \approx 1.8$, the effect of the plasma drag, also shown in figure 3, is to lower the net driven current density by at least 90% within the $q = 1$ surface, so that the change in the shear Δs due to current drive is negligible, as also shown in figure 3. It is therefore concluded that the sawteeth were not controlled by the effect of ICRF current drive on s_1 . Moreover, that the trend in the sawteeth is opposite for $+90$ and -90 phasings rules out the possibility that the sawteeth were modified simply by the effect of localized electron heating.

Employing the SELFO generated distribution function for pulses 76189 and 76190 in the drift kinetic code HAGIS [21], together with an MHD displacement supplied from linear ideal

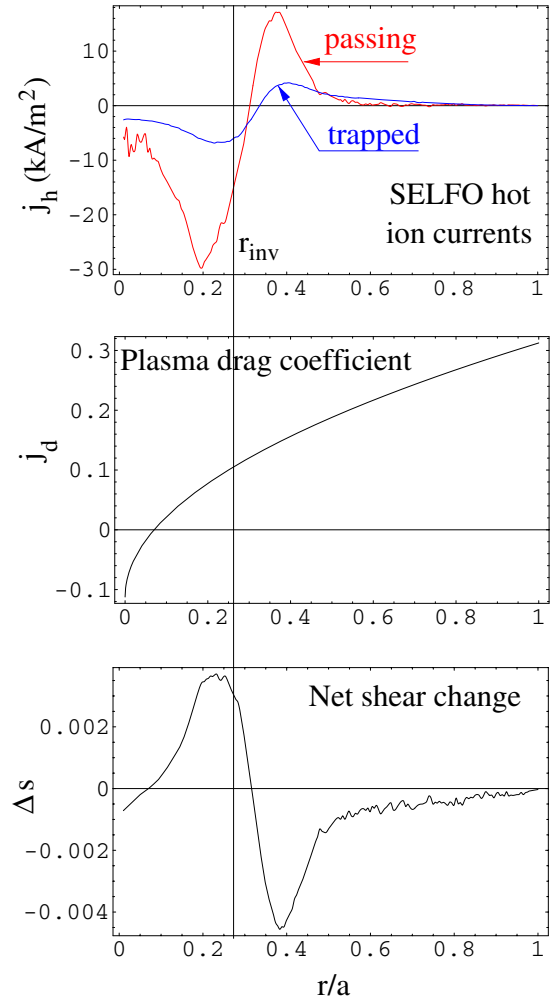


Figure 3. Plotting the passing and trapped contributions to the fast ion current j_h for pulse 76189, the plasma drag coefficient j_d and change in magnetic shear Δs . (Colour online.)

MHD numerical calculations, reveals the corresponding fast ion contribution to $\delta\hat{W}$ without recourse to approximation of wave and guiding centre linear interaction. Figure 4 compares the observed signature of the sawtooth period with the fast ion potential energy when plotted with respect to the difference between the ^3He resonance position and the measured and averaged inversion radius. The narrow region over which the sawteeth are sensitive to the ICRF deposition, also visible in figure 2, is recovered by the simulations, which assume $r_1 = r_{\text{inv}}$. The sign of the RF ion $\delta\hat{W}$ contributions is consistent with the observed effect on the sawteeth, and the amplitude is larger than the resistive threshold $s_1 \hat{\rho}/\pi$, and all other contributions to $\delta\hat{W}$ including that from the NBI ions. We note from figure 4 that the response of the trapped ions is dwarfed by the passing ion response, as expected from the mechanism described in [6].

By exploiting the knowledge of the fast ion control mechanism derived in [6], it has been possible to reduce its effect, and the corresponding sawtooth control, thereby providing further experimental evidence in support of the theory. The aim is to reduce the finite orbit width of the fast ions, which scales with the hot ion temperature

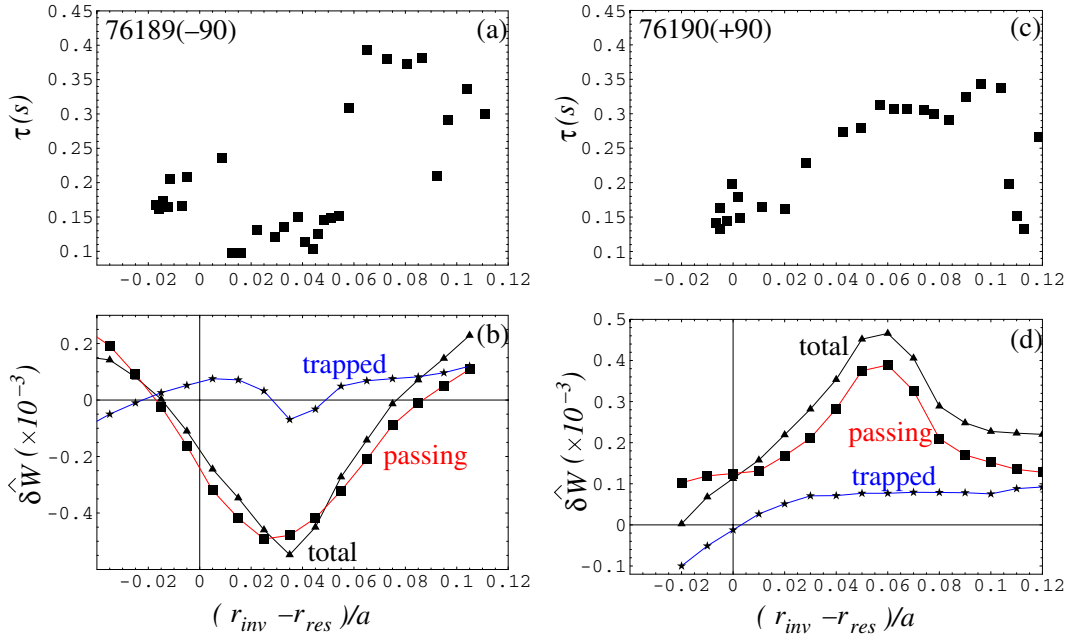


Figure 4. Showing (a) and (c) the sawtooth period for, respectively, pulses 76189 (-90° phasing) and 76190 ($+90^\circ$ phasing) plotted with respect to the difference between the smoothed average of the sawtooth inversion minor radius and the ^3He resonance minor radius. Plotted in (b) and (d) are the corresponding ICRH ion contributions to δW assuming $r_1 = r_{inv}$. (Colour online.)

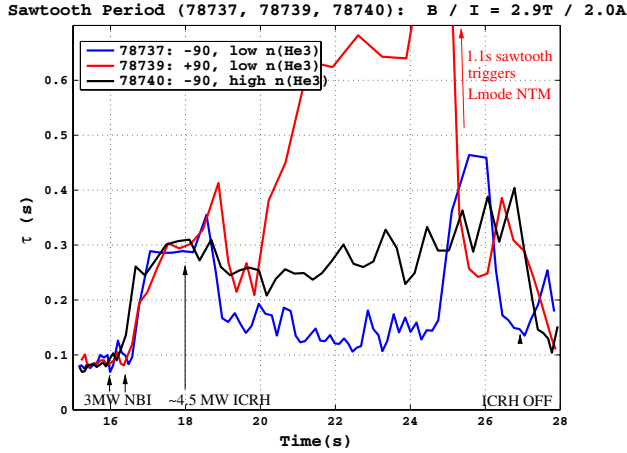


Figure 5. The sawtooth period for 78737 (-90° phasing, low concentration ^3He), 78740 (-90° phasing, high concentration ^3He) and 78739 ($+90^\circ$ phasing, shown also in figure 1).

as $\Delta_r \propto T_h^{1/2}$. Referring e.g. to Stix [22], the hot ion temperature is proportional to the ICRH power, and inversely proportional to the minority ion density. Keeping the ICRH power constant ensures that the well-known stabilizing kinetic effects [3] (proportional to the trapped ion pressure $\approx n_h T_h$ profile inside $q = 1$) are not strongly modified from pulse to pulse over a range of ^3He concentrations far below mode conversion, and hence in addition prevents significant current drive. Pulse 78740 shown in figure 5 employs approximately 4.5 MW of -90° phasing ICRH with relatively high minority ^3He concentration (up to 3% of the electron density). This can be compared directly with the otherwise identical pulse 78737, detailed also in figure 1, employing -90° phasing with relatively low minority ^3He concentration (up to $n_h/n_e =$

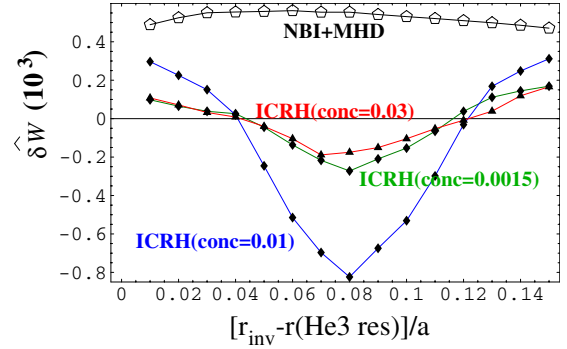


Figure 6. Stability (δW) calculations, plotted with respect to $r_1 - r_{res}$. Curves with $n_h/n_e = 0.01$ and $n_h/n_e = 0.03$ correspond approximately to the conditions of 78737 and 78740, respectively. The NBI and MHD contributions are also shown.

0.6%). The several-fold increase in ^3He concentration in 78740, relative to 78737, is consistent with the deliberate increased opening of the ^3He gas valve. The two pulses exhibit the same signature with respect to the scan in resonance position, but the amplitude of the effect is reduced for increased concentration, as expected for the fast ion mechanism, and contrary to the current drive mechanism [9] (currents remain negligible).

Detailed verification that the fast ion mechanism [6] is consistent with the experiments shown in figure 5 is undertaken by SELFO/HAGIS simulations evaluating the stability of JET pulses 78737 and 78740. Figure 6 plots the ICRH ion contribution to δW , upon variation of $r_1 - r_{res}$, for $n_h/n_e = 0.01$ and $n_h/n_e = 0.03$, relevant for 78737 and 78740, respectively. It is seen that the range in $r_1 - r_{res}$ over which ICRH has a destabilizing effect is independent of concentration. However, the strength of destabilization of

counter propagating ICRH waves on the internal kink mode is more sensitive to concentration than would be expected from the simple relation $\Delta_r \propto (n_e/n_h)^{1/2}$. For $n_h/n_e = 0.01$ the effect of ICRH dominates equation (1), while for $n_h/n_e = 0.03$ the effect of ICRH is much smaller than the combined effect of NBI and MHD, as expected from experiments (figure 5). Finally, if the ^3He concentration is too low, minority power absorption is reduced, and enhanced minority ion energies lead to broader hot ion deposition, and losses, and a reduced impact on sawteeth, as indicated by the simulation in figure 6 employing $n_h/n_e = 0.0015$.

This letter verifies that the kinetic response of highly energetic ions on the internal kink mode, described in [6], is sufficient to explain highly effective sawtooth control techniques (e.g. [9, 10]) by toroidally propagating ICRF waves with resonance tangential to the $q = 1$ surface. This has been achieved by creating experiments capable of eliminating all other known control mechanisms. Furthermore, more advanced experimental verification was undertaken by variation of the amplitude of the analytically derived fast ion mechanism. That fast ions can so dramatically, and directly, affect sawteeth is encouraging for ITER, especially where control solely via the magnetic shear is expected to be more challenging.

This work, supported by the Swiss National Science Foundation and by the European Communities under contract of Association between EURATOM and Confédération Suisse, was carried out within the framework of the European Fusion Development Agreement. The views and opinions expressed

herein do not necessarily reflect those of the European Commission.

Euratom © 2010

References

- [1] Campbell D.J. *et al* 1988 *Phys. Rev. Lett.* **60** 2148
- [2] Phillips C.K. *et al* 1992 *Phys. Fluids B* **4** 2155
- [3] White R.B. *et al* 1988 *Phys. Rev. Lett.* **60** 2038
- [4] von Goeler S., Stodiek W. and Sauthoff N. 1974 *Phys. Rev. Lett.* **33** 1201
- [5] Sauter O. *et al* 2002 *Phys. Rev. Lett.* **88** 105001
- [6] Graves J.P., Chapman I.T., Coda S., Eriksson L.-G. and Johnson T. 2009 *Phys. Rev. Lett.* **102** 065005
- [7] Graves J.P. 2004 *Phys. Rev. Lett.* **92** 185003
- [8] Chapman I.T. *et al* 2008 *Plasma Phys. Control. Fusion* **50** 045006
- [9] Bhatnagar V.P. *et al* 1994 *Nucl. Fusion* **34** 1579
- [10] Eriksson L.-G. *et al* 2004 *Phys. Rev. Lett.* **92** 235004
- [11] Fisch N.J. *et al* 1987 *Rev. Mod. Phys.* **59** 175
- [12] Laxåback M. and Hellsten T. 2005 *Nucl. Fusion* **45** 1510
- [13] Parisot A. *et al* 2007 *Plasma Phys. Control. Fusion* **49** 219
- [14] ITER Physics Basis Editors 1999 *Nucl. Fusion* **39** 2137
- [15] Carrera R. *et al* 1986 *Phys. Fluids* **29** 899
- [16] Porcelli F., Boucher D. and Rosenbluth M.N. 1996 *Plasma Phys. Control. Fusion* **38** 2163
- [17] Angioni C. *et al* 2003 *Nucl. Fusion* **43** 455
- [18] Lennholm M. 2009 *Phys. Rev. Lett.* **102** 115004
- [19] Hedin J. *et al* 2002 *Nucl. Fusion* **42** 527
- [20] Hellsten T., Carlsson J. and Eriksson L.-G. 1995 *Phys. Rev. Lett.* **74** 3612
- [21] Pinches S.D. *et al* 1998 *Comput. Phys. Commun.* **111** 133
- [22] Stix T.H. 1975 *Nucl. Fusion* **15** 737