

Abstracts Book

NANOSMAT

ANOSM

NANOSMAT

22-25 September 2013
Granada Exhibition & Congress Centre, Granada, Spain

Conference Chairmen: N. Ali (UK), J. De-Hosson (Netherlands), J. Gonzalez (Spain)

[2] P. Bao, T. J. Jackson, X. Wang, M. J. Lancaster, J. Phys. D: Appl. Phys., 41, 063001-1 (2008).

NANO-448

Influence of Electrode Degradation on Organic Solar Cells Functioning – a Computational Study


H.M.C. Barbosa, H.M.G. Correia, L. Marques, M.M.D. Ramos

Centre/Department of Physics, University of Minho Campus de Gualtar, 4710-057 Braga, Portugal

Recently, organic solar cells (OSC) have reached the efficiency of 10% becoming a reliable alternative to the conventional high cost inorganic solar cells. However, to gain a place in the competitive market of solar cells it is necessary to improve their lifetime. Due to the nature of the materials used, there are several degradation mechanisms [1] that lead to a decrease on device efficiency and thus to its failure, being of utmost importance to understand how they affect organic solar cells functioning. One of these mechanisms consists on electrodes degradation when in contact with air or water, leading to a change on electrode work function and thus of the energy levels at electrode/organic layer interface. As a result, the decrease on OSC efficiency has been attributed to a loss on the electrode's ability in collecting charges from the active layer [2, 3]. However, it is unclear how a change on electrode's work function affects the main optoelectronic mechanisms that rule the device performance [4], which can give some guidelines to prevent its failure. In order to clarify this issue we performed computational experiments with our improved mesoscopic model. Our results show that changing electrodes work function affects simultaneously all optoelectronic mechanisms that rule exciton and charges dynamics, and thus the device performance.

- [1] N. Grossiord, J.M. Kroon, R. Andriessen and P.W.M. Blom, *Org. Electron.*,13,432 (2012).
- [2] M.T. Lloyd, D.C. Olson, P. Lu, E. Fang, D.L. Moore, M.S. White, M.O. Reese, D.S. Ginley, J.W.P. Hsu, *J. Mater. Chem.*, 19, 7638 (2009)
- [3] U. K. Barik, S. Srinivasan, C.L. Nagendra, A. Subrahmanyam, *Thin Solid Films*, 429, 129(2003).
- [4] A. Moliton, J.M. Nunzi, *Polym. Int.*, **55** 583. (2006)

INFLUENCE OF ELECTRODE DEGRADATION ON ORGANIC SOLAR CELLS FUNCTIONING – A COMPUTATIONAL STUDY



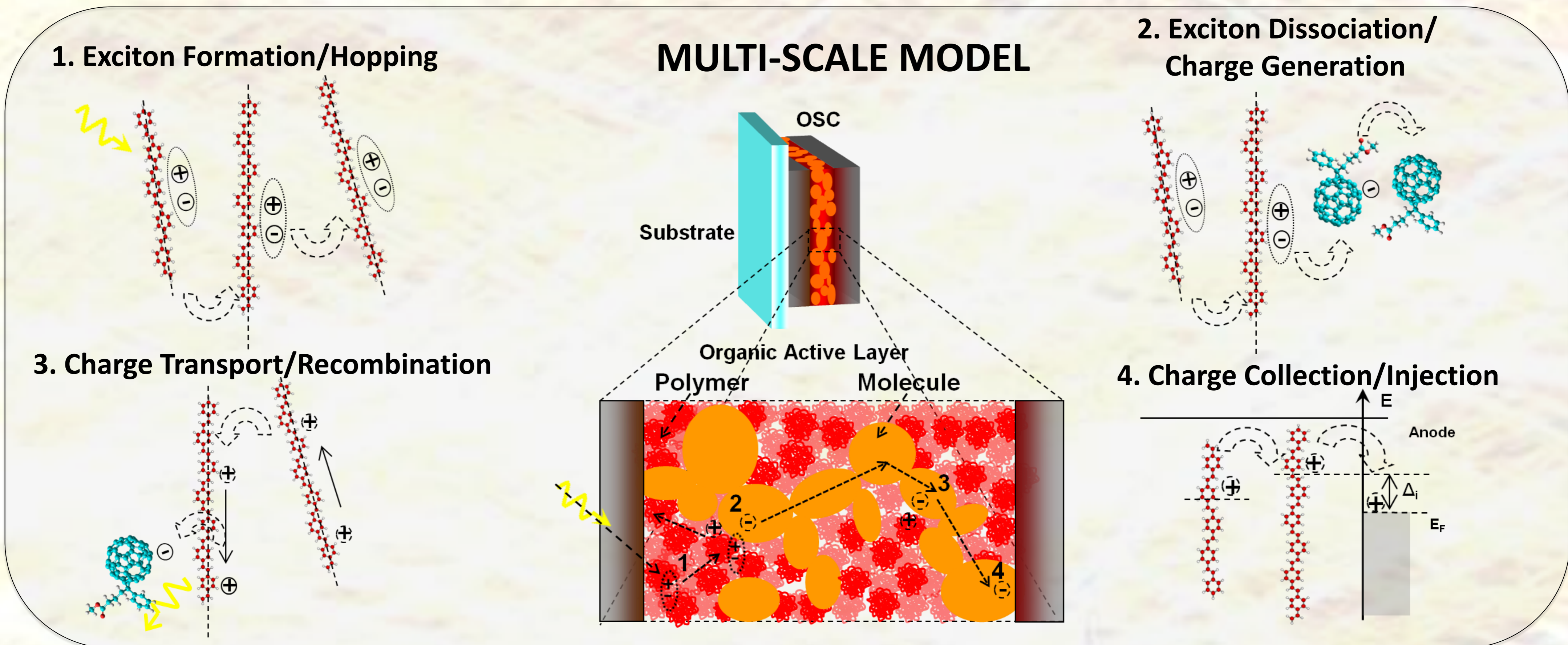
Universidade do Minho
Escola de Ciências
Centro de Física

H. M. C. Barbosa, H. M. G. Correia, L. Marques e M. M. D. Ramos
Department/Centre of Physics, University of Minho, Campus de Gualtar 4710-057 Braga, Portugal,
marta@fisica.uminho.pt



8th International Conference on Surfaces, Coatings and Nanostructured Materials

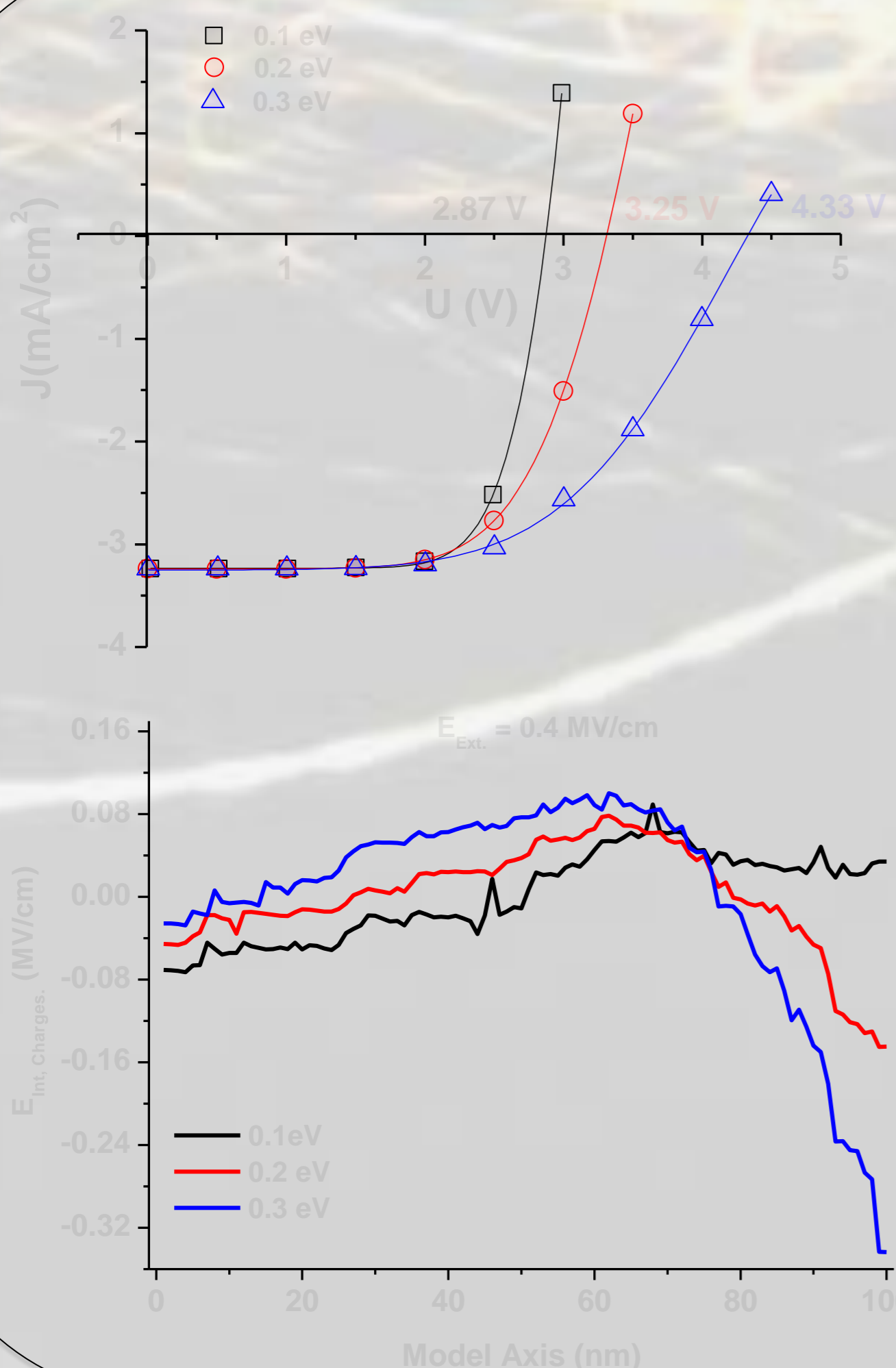
Recently, organic solar cells (OSC) have reached an efficiency of 12% becoming a reliable alternative to the conventional high cost inorganic solar cells. However, to gain a place in the competitive market of solar cells it is necessary to improve their lifetime. Due to the nature of the materials used, there are several degradation mechanisms [1] that lead to a decrease on device efficiency and thus to its failure. One of these mechanisms consists on electrode degradation, leading to a change on its work function. As a result, a decrease on OSC efficiency has been attributed to a loss on the electrode ability to collect charges from the active layer [2, 3], being unclear how changes on electrode's work function affects the main optoelectronic mechanisms that rule the device performance [4]. To address this issue we performed a computational study using the mesoscopic model for OSC developed by us.



Simulation Conditions:

- *Poly(p-phenylene vinylene) (PPV)/Phenyl-C61-butyric acid methyl ester (PCBM) (20:80)*, being the molecular properties obtained by quantum MD calculations.
- Dark current and under illumination was obtained by changing Δ_i , and thus electrode's work function.
- E_{ext} was changed from 0.0 MV/cm to 0.45 MV/cm, allowing to extract I vs V curves and thus J_{sc} , V_{oc} and FF .

RESULTS AND CONCLUSION



- The increase of the energy barrier (i.e. electrode degradation) at the active layer/electrode interface (from 0.1 eV to 0.3 eV) increases the open circuit voltage (from 2.87 V to 4.33 V).
- The changes on the I - V curves due to electrode degradation leads to a decrease on the field factor ($FF = 74.1\%$ for 0.1 eV to $FF = 67.2\%$ for 0.2 eV to $FF = 55.8\%$ for 0.3 eV).
- No changes on the short circuit current is observed.

• Above hinders charge collection, electrode degradation leads to an increase on the amount of charge stored and the charge that undergoes recombination.

• As a result of the charge stored distribution inside the active layer, there are significant changes on the internal electric field induced by these charges mainly near the anode.

