







Multi-partonic medium induced cascades in expanding media

Souvik Priyam Adhya^{1,2,a} , Carlos A. Salgado^{3,b} , Martin Spousta^{1,c} , Konrad Tywoniuk^{4,d} 

¹ Institute of Particle and Nuclear Physics, Faculty of Mathematics and Physics, Charles University, V Holešovičkách 2, 180 00 Prague 8, Czech Republic

² Institute of Nuclear Physics, Polish Academy of Sciences, ul. Radzikowskiego 152, 31-342 Krakow, Poland

³ Instituto Galego de Física de Altas Enerxías IGFAE, Universidade de Santiago de Compostela, 15782 Galicia, Spain

⁴ Department of Physics and Technology, University of Bergen, 5007 Bergen, Norway

Received: 8 July 2021 / Accepted: 17 December 2021 / Published online: 10 January 2022
© The Author(s) 2022

Abstract Going beyond the simplified gluonic cascades, we introduce both gluon and quark degrees of freedom for partonic cascades inside the medium. We then solve the set of coupled evolution equations numerically with splitting kernels calculated for static, exponential, and Bjorken expanding media to arrive at medium-modified parton spectra for quark and gluon initiated jets. Using these, we calculate the inclusive jet R_{AA} where the phenomenologically driven combinations of quark and gluon jet fractions are included. Then, the rapidity dependence of the jet R_{AA} is examined. We also study the path-length dependence of jet quenching for different types of expanding media by calculating the jet v_2 . Additionally, we study the sensitivity of observables on effects from nuclear modification of parton distribution functions, vacuum-like emissions in the plasma, and the time of the onset of the quenching. All calculations are compared with recently measured data.

1 Introduction

One of the most striking phenomena that was predicted [1–3] to occur in relativistic collisions of heavy nuclei and that was confirmed by numerous experiments at RHIC [4–6] and the LHC [7–13] is the suppression of high- p_T hadron and jet production, generally referred to as jet “quenching”, for reviews see [14–17]. This phenomenon is generally understood as a consequence of energy loss of partons traversing the hot and dense QCD medium consisting of the soft degrees of freedom released in the collisions. Over the last two decades,

the theoretical description of jet quenching evolved from single-parton energy loss to include multi-parton coherence effects and a deeper understanding of thermalization effects, for reviews see [16–19], paralleled by a rapid development of Monte Carlo models [20–30].

Not all observables have the same sensitivity to the degree of complexity implemented in the theoretical description and therefore not the same sensitivity to the underlying physics which is modeled. Consequently, it is important to study the impact of individual aspects of complex modeling on individual observables. In this paper, we focus mainly on the canonical jet spectrum in lead-lead collisions at the LHC and the related nuclear modification factor, R_{AA} . These observables are mainly sensitive to the energy lost by the leading particles in the jet, due to the bias from the steeply falling hard cross-section of jet production [31]. To quantify in better detail the dependence on path length of jets, we also focus on the azimuthal asymmetry of jet production quantified in the second harmonic coefficient of the jet multiplicity distribution, v_2 . All these observables have been analyzed in various frameworks before. However, in this paper we present a novel implementation of the effects of expanding medium which allows to quantify the sensitivity to the plasma evolution (for related work, see also [32]), and we present the calculation of the inclusive jet suppression evaluated differentially in the full set of basic kinematic quantities: transverse momentum, rapidity, and the azimuth.

In a recent work [33], we have presented a study of the distribution of medium-induced gluons and the jet calculated using the evaluation of in-medium evolution with splitting kernels derived from the gluon emission spectra for expanding profiles. Scaling behavior of splitting kernels was derived for low- x and high- x regimes in the asymptote of large times

^a e-mail: souvik.adhya@ifj.edu.pl (corresponding author)

^b e-mail: carlos.salgado@usc.es

^c e-mail: martin.spousta@mff.cuni.cz

^d e-mail: konrad.tywoniuk@uib.no

and its impact on the resulting jet R_{AA} was discussed.¹ For the full phase space of the radiation, the scaling of jet R_{AA} with an effective quenching parameter was introduced.

In this paper, the main aim is to study the impact of the medium expansion on observed jet suppression within more realistic description of the jet production. The description is improved by: (1) by including both gluon and quark degrees of freedom for partonic cascades into the evolution equations; (2) by improving on the description of the initial parton spectra. This should provide more realistic calculation of nuclear modification factor and more realistic values of quenching parameter, \hat{q} , to be extracted from the data. Within this description we evaluate the rapidity dependence of R_{AA} and path-length dependence of the energy loss (via jet v_2) and study if measurements of inclusive jet suppression differential in rapidity and azimuthal angle are sensitive to the way how the medium expands. Furthermore, we study the sensitivity of observables on effects from nuclear modification of parton distribution functions, effects from vacuum-like emissions in the plasma, and sensitivity on the time of the onset of the quenching.

The paper is organized as follows. In Sect. 2 we summarize the single parton emission spectra and the in-medium splitting rates for possible flavor combinations at the leading order. Next, we introduce the coupled evolution equations to arrive at the medium evolved parton spectra with the in-medium splitting functions as the kernels of the evolution. In Sect. 3, we first calculate jet R_{AA} from moments of medium evolved partonic spectra for quark and gluon initiated jets. Then, in the next four subsections we analyze the transverse momentum dependence, initial-time dependence, rapidity dependence, and path-length dependence of the jet suppression. We summarize and conclude in Sect. 4.

2 In-medium emissions for different media profiles

2.1 Coupled parton cascade evolution equations

Medium-induced radiation was traditionally considered in the context of soft gluon emissions [34–37]. Naturally, the turbulent nature of the cascade was first discussed in the context of gluon fragmentation [38, 39]. Nevertheless, because of the important role played by quasi-democratic splittings, it is natural to consider the interplay of quark and gluon degrees of freedom in the cascade [40, 41]. From our point of view, this is also a natural demand when considering quenching effects for a realistic initial hard spectrum of initial partons, which is dominated by gluons at low- and intermediate- p_T and by quarks at high- p_T . For consistency, one should also

consider the feedback from gluon to quark-antiquark splittings.

The main quantity of interest is the single-inclusive in-medium parton distributions, defined as

$$D_i(x, \tau) \equiv x \frac{dN_i}{dx}, \tag{1}$$

where $x = \omega/E$ denotes the energy fraction carried by a parton of frequency ω with respect to the initial energy E of the original parton² and i refers to the parton flavor. This is measured at the dimensionless “time” $\tau \equiv \sqrt{\hat{q}_0/E}L$, where L is the in-medium path-length.³ Here, \hat{q}_0 is the value of the jet quenching coefficient \hat{q} at an initial reference time. Hence, the distribution $D(x, \tau)$ also intrinsically depends on this time scale. For a medium with constant or exponentially decaying density the natural initial time is simply $t = 0$ and this dependence is trivial. However, this is not the case for power-like decaying medium profiles, which are associated with a finite starting time. This will be discussed in more detail below.

Concretely, we focus on the gluon $D_g(x)$ and quark singlet distributions $D_S(x) \equiv \sum_f [D_{q_f}(x) + D_{\bar{q}_f}(x)]$, where the sum runs over all active flavors, which describes the energy distribution of quarks inside a jet. The evolution equations for the inclusive in-medium parton distribution can be written as [40]

$$\begin{aligned} \frac{\partial}{\partial \tau} D_g(x, \tau) = & \int_0^1 dz \mathcal{K}_{gg}(z) \\ & \times \left[\sqrt{\frac{z}{x}} D_g\left(\frac{x}{z}, \tau\right) \Theta(z-x) - \frac{z}{\sqrt{x}} D_g(x, \tau) \right] \\ & - \int_0^1 dz \mathcal{K}_{qg}(z) \frac{z}{\sqrt{x}} D_g(x, \tau) \\ & + \int_0^1 dz \mathcal{K}_{gq}(z) \sqrt{\frac{z}{x}} D_S\left(\frac{x}{z}, \tau\right), \end{aligned} \tag{2}$$

$$\begin{aligned} \frac{\partial}{\partial \tau} D_S(x, \tau) = & \int_0^1 dz \mathcal{K}_{qq}(z) \left[\sqrt{\frac{z}{x}} D_S\left(\frac{x}{z}, \tau\right) \Theta(z-x) \right. \\ & \left. - \frac{1}{\sqrt{x}} D_S(x, \tau) \right] \\ & + \int_0^1 dz \mathcal{K}_{qg}(z) \sqrt{\frac{z}{x}} D_g\left(\frac{x}{z}, \tau\right). \end{aligned} \tag{3}$$

Each equation involves a positive gain term and a negative loss term which describe the production of a parton with energy fraction x from the splitting of a parent parton with energy fraction x/z and the decay of a parton with energy

² Here, we concretely refer to the light-cone momentum fraction $E \equiv p^+ = (p^0 + p^3)/2$ and $p^- = p^0 - p^3$.

³ Sometimes the evolution variable is defined with an additional α_s , so that $\tau = L/t_{\text{stop}}$, where $t_{\text{stop}} = \bar{\alpha}^{-1} \sqrt{E/\hat{q}}$ is the stopping time of a jet with energy E . Because we are including finite-size effects, we have instead chosen to keep the coupling constant explicitly in the splitting functions.

¹ Since, at that point, we were including only gluons, we were referring to the phenomenological jet suppression factor as Q_{AA} .

fraction x into softer fragments with fractions zx and $(1-z)x$, respectively.

The splitting kernels \mathcal{K}_{ij} quantify the rate of splittings per unit evolution time τ . They can be expressed as

$$\mathcal{K}_{ij}(z, \tau) \equiv \frac{dI_{ij}}{dz d\tau}, \tag{4}$$

where dI_{ij}/dz is the medium-induced emission of parton i from parton j , carrying a longitudinal momentum fraction z . The main purpose of this work is to explore the evolution of the cascades for expanding media. Below, we focus on three main scenarios:

Static medium: In a static medium, $\hat{q}(t) = \hat{q}_0 \Theta(L - t)$, where L is the medium length. The splitting rate reads

$$\mathcal{K}_{ij}^{\text{stat}}(z, \tau) = \frac{\alpha_s}{2\pi} P_{ij}(z) \kappa_{ij}(z) \times \text{Re} \left[(i - 1) \tan \left(\frac{1 - i}{2} \kappa_{ij}(z) \tau \right) \right]. \tag{5}$$

For the case of soft gluon emissions, i.e. $1 - z, z \ll 1$, in a static medium, the splitting function is given as,

$$\mathcal{K}_{ij}^{\text{stat(soft)}}(z, \tau) \simeq \frac{\alpha_s}{2\pi} P_{ij}(z) \kappa_{ij}(z). \tag{6}$$

Exponentially decaying medium: For exponentially decaying media the profile of the jet quenching parameter is given by $\hat{q}(t) = \hat{q}_0 e^{-t/L}$. The splitting rate reads,

$$\mathcal{K}_{ij}^{\text{exp}}(z, \tau) = \frac{\alpha_s}{\pi} P_{ij}(z) \kappa_{ij}(z) \text{Re} \left[(i - 1) \frac{J_1((1 - i) \kappa_{ij}(z) \tau)}{J_0((1 - i) \kappa_{ij}(z) \tau)} \right]. \tag{7}$$

Power-law decaying medium: For power-law decaying media, the jet quenching parameter is defined as

$$\hat{q}(t) = \begin{cases} 0 & \text{for } t < t_0, \\ \hat{q}_0 (t_0/t)^\alpha & \text{for } t_0 < t < L + t_0, \\ 0 & \text{for } L + t_0 < t, \end{cases} \tag{8}$$

with $\alpha = 1$ corresponding to the Bjorken expansion [42]. The splitting rate reads in this case,

$$\mathcal{K}_{ij}^{\text{BJ}}(z, \tau, \tau_0) = \frac{\alpha_s}{2\pi} P_{ij}(z) \kappa_{ij}(z) \sqrt{\frac{\tau_0}{\tau + \tau_0}} \times \text{Re} \left[(1 - i) \frac{J_1(z_L) Y_1(z_0) - J_1(z_0) Y_1(z_L)}{J_1(z_0) Y_0(z_L) - J_0(z_L) Y_1(z_0)} \right], \tag{9}$$

where

$$z_0 = (1 - i) \kappa_{ij}(z) \tau_0, \tag{10}$$

$$z_L = (1 - i) \kappa_{ij}(z) \sqrt{\tau_0(\tau + \tau_0)}, \tag{11}$$

with $\tau_0 = \sqrt{\hat{q}_0/E} t_0$. Due to this additional dependence on τ_0 in the splitting function, the resulting distribution naturally also depends on it, i.e. $D(x, \tau) \rightarrow D(x, \tau, \tau_0)$.

The splitting rates have been written in terms of the color-kinematical factors $\kappa_{ij}(z)$ and (unregularised) Altarelli–Parisi splitting functions $P_{ij}(z)$ and can be found explicitly in Appendix A.

2.2 Numerical results for medium-induced parton spectra

We use the coupled evolution Eqs. (2) and (3) to numerically calculate the evolution of the quark and gluon spectra for both quark-initiated and gluon-initiated jets as a function of energy fraction x for different evolution time τ . The rates and solution for the pure gluon cascade was discussed in [33]. In the current work, we solve the coupled evolution equations using finite difference methods. For future reference, the resulting distributions are evaluated for two sets of initial conditions, as follows:

- **gluon-initiated jets:** $D_g(x, 0) = \delta(1 - x)$, $D_S(x, 0) = 0$.
- **quark-initiated jets:** $D_g(x, 0) = 0$, $D_S(x, 0) = \delta(1 - x)$.

Figure 1 shows the medium evolved spectra for the gluon (D_g) and the quark (D_S) distributions separately for gluon-initiated (Fig. 1a) and quark-initiated (Fig. 1b) jets as a function of x evolved up to $\tau = 1.0$. The evolution has been performed in media with different density profiles, i.e. performing the evolution with the different kernels in Eqs. (6), (7) and (9), see the figure legends for details. For the Bjorken case, we have chosen $\tau_0 = 0.5$.

One can see that gluon spectra follow the $1/\sqrt{x}$ turbulent behavior for both quark and gluon initiated jets and for both the static medium and the expanding medium (the static case was already discussed in [40]). However, for the quark spectra this scaling is only approximate for all the medium profiles including the static profile. This is mainly because the stationary behavior, i.e. $D_g(x) \sim c_1/\sqrt{x}$ and $D_S \sim c_2/\sqrt{x}$ (where c_1 and c_2 are approximately constants), has not yet had sufficient time to establish itself [40]. Note, that the speed of the evolution is slower when considering the splitting rates for finite media, as done above [33].

Outside the region $x \sim 1$, the exponential spectra have a greater amplitude than the full static spectra and similar

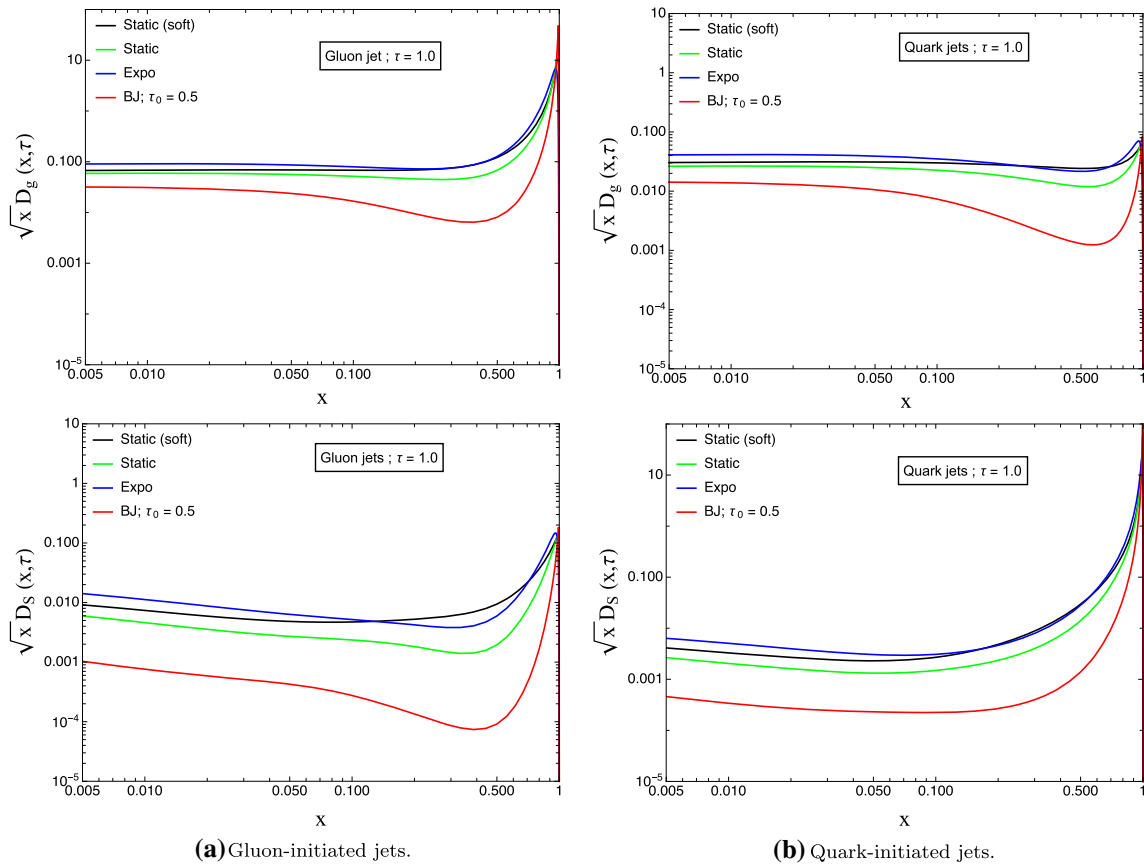


Fig. 1 Evolution of the quark singlet spectra (D_S) and the gluon spectra (D_g) for the “gluon initiated” (left panels) and the “quark initiated” jets (right panels) for a particular evolution time $\tau = 1.0$ for different medium profiles

amplitude as the static soft spectra. Spectra for the Bjorken expanding media have the least amplitude due to a smaller rate of splittings compared to the other profiles. We have shown previously [33] that the “singular” parts of gluon spectra ($z \rightarrow 0, z \rightarrow 1$) for different medium profiles scale with the static one when using an effective quenching parameter, defined as $4\hat{q}_0$ and $4\hat{q}_0 t_0/L$ for the exponential and Bjorken profiles, respectively. This scaling between different medium profiles holds for individual contributions discussed here as well. However, such a scaling does not work when employing the full evolution kernels as obtained in Ref. [33] for gluon-only cascades.

In general, the D_S and D_g dominate the high- x part of the spectra for quark-initiated and gluon-initiated jets, respectively. For gluon-initiated jets, the probability of finding a gluon in the parton cascade at high as well as small x is significantly larger than a quark for all the cases of expanding media. For quark-initiated jets, the probability to find a gluon is smaller than a quark at high x and larger at small x . This is a generalization of similar observations done in Ref. [40] for static media.

3 Inclusive jet suppression

We intend to advance understanding the inclusive jet suppression in several directions in this work. Baseline of this work is to quantify the impact of medium expansion on p_T (Sect. 3.1), rapidity (Sect. 3.3), and azimuthal dependence (Sect. 3.4) of the inclusive jet suppression in a realistic treatment of input parton spectra. Then we quantify the sensitivity of observables on the time of the onset of the quenching (Sect. 3.2).

Beside this, we also quantify the impact of including nuclear parton distribution functions (nPDF), impact of including effects from early vacuum-like emissions in the plasma, and sensitivity on input parton spectra connected with the choice of free parameters in underlying MC modeling. Although we consider scenarios with expanding media, we assume a fixed in-medium path length, $L = 5$ fm, for all results except those presented in Sect. 3.4.

3.1 Transverse momentum dependence of jet suppression

To quantify the suppression factor of jets in heavy-ion collisions one usually assumes a separation between the short-distance production of hard partons and their subsequent propagation through the medium. We define medium evolved spectra of quark and gluon cascades for quark-initiated jets (denoted by “{q}”) and gluon-initiated jets (denoted by “{g}”) as

$$D(x, \tau; \{q\}) = [D_g(x, \tau) + D_S(x, \tau)]_{D_g(x,0)=0, D_S(x,0)=x\delta(1-x)}, \tag{12}$$

$$D(x, \tau; \{g\}) = [D_g(x, \tau) + D_S(x, \tau)]_{D_g(x,0)=x\delta(1-x), D_S(x,0)=0}. \tag{13}$$

For high- p_T jets, where $\tau \lesssim 1$, one is naturally dominated by $D(x, \tau; \{g\}) \approx D_g(x, \tau)$ and $D(x, \tau; \{q\}) \approx D_S(x, \tau)$, as discussed above.

One of the key observables quantifying inclusive jet suppression is the jet nuclear modification factor, measured by the LHC experiments [11, 12, 43–45]. In our approach, the yield for the inclusive jet suppression can be obtained as a convolution of the $D_i(x, \tau)$ distribution with the initial parton spectra [31, 33, 46, 47]. For a given parton species i that is produced in the hard cross section $d\sigma_i^0/(dp_T dy)$, we write

$$\frac{d\sigma_i^{AA}}{dp_T dy} = \int_0^1 \frac{dx}{x} D(x, \sqrt{x}\tau; \{i\}) \left. \frac{d\sigma_i^0}{dp_T' dy} \right|_{p_T'=p_T/x}, \tag{14}$$

for $i = q, g$ and where the evolution time $\tau = \sqrt{\hat{q}_0/p_T}L$ is written in terms of the final, *measured* transverse momentum p_T . Here, $d\sigma^0/dp_T$ denotes the hard spectrum for producing a parton i in proton-proton collisions, or in “vacuum”. For the Bjorken case, where the distribution has an explicit dependence on the initial time τ_0 , we approximate $D(x, \sqrt{x}\tau, \sqrt{x}\tau_0) \approx D(x, \sqrt{x}\tau, \tau_0)$ [33] since τ_0 is already very small and the integral (14) is dominated by $x \sim 1$. The quenching factor for parton species i , $\mathcal{Q}_i(p_T)$, defined as the ratio of partonic medium and vacuum spectra, is then

$$\mathcal{Q}_i(p_T) \equiv \frac{d\sigma_i^{AA}/(dp_T dy)}{d\sigma_i^0/(dp_T dy)}, \tag{15}$$

measured at the same final p_T and the same rapidity y (or rapidity range). If we approximate the initial parton spectrum by a power law $d\sigma^0/dp_T \propto p_T^{-n}$, with fixed power index $n = \text{const.}$, the quenching factor is then a $(n - 1)^{st}$ moment of the in-medium parton distribution, i.e. $\mathcal{Q}_i = \int_0^1 dx x^{n-1} D(x, \sqrt{x}\tau; \{i\})$.

In this study, we go beyond this simple approximation and extend the power law into a more general form

$$\frac{d\sigma_i^0}{dp_T dy} = a_i \left(\frac{p_{T,0}}{p_T} \right)^{n_i(p_T,y)}, \tag{16}$$

where $n_i(p_T, y) = n_{i,0} - \beta_i \log(p_T/p_{T,0}) - \gamma_i \log^2(p_T/p_{T,0}) - \delta_i \log^3(p_T/p_{T,0})$ which provides a good characterization of the initial parton spectra [48]. Here β_i, γ_i , and δ_i are additional free parameters to be fitted separately for quark- and gluon-initiated jets. The rapidity dependence is parameterized via the coefficients $n_{i,0}, \beta_i, \gamma_i$ and δ_i that are extracted for each rapidity selection.

In this case, the quenching factor for a given parton species i , is written as

$$\mathcal{Q}_i(p_T) = \int_0^1 dx x^{n_i(p_T,y)-1} D(x, \sqrt{x}\tau; \{i\}). \tag{17}$$

This factor describes the effect that energy loss has on the spectrum of a single parton. However, a jet is a multi-parton state due to the large phase space for radiation, and at high- p_T many of these emissions will take place with momentum scales that are much higher than the typical medium scales attainable via multiple scattering in the medium [49]. Every emission of this type corresponds to a resolved color charge that contributes toward the total energy loss of the full jet. The resummation of such emissions in an expanding medium is derived in Appendix B, see also [32] for a related discussion. Implementation of these vacuum-like emissions (VLE) can be turned on and off allowing to assess their impact on measurable quantities as discussed further in this section.

The full nuclear modification factor contains the contributions from both quarks and gluons to the final jet spectra, and reads

$$R_{AA}(p_T) = \frac{\sum_{i=q,g} \frac{d\sigma_i^{AA}}{dp_T}}{\sum_{i=q,g} \frac{d\sigma_i^0}{dp_T}}. \tag{18}$$

Finally, the combined nuclear modification factor R_{AA} reads

$$R_{AA} = f_q(p_T, y, R) \mathcal{Q}_q(p_T, R) + f_g(p_T, y, R) \mathcal{Q}_g(p_T, R), \tag{19}$$

where

$$f_i(p_T, y, R) = \frac{\sigma_i^{0,med}(p_T, y, R)}{\sigma_q^0(p_T, y, R) + \sigma_g^0(p_T, y, R)}. \tag{20}$$

Above, we have explicitly included the dependence of jet cone-size R on the generated spectra and the quenching factors. Here $\sigma_i^{0,med}$ is the vacuum cross-section for the hard production which takes into account nPDF effects. If these are to be neglected, this factor is replaced by σ_i^0 .

Table 1 List of parameters for the configurations “vacuum 2” and “nPDF”

Parameters	$ y < 0.3$ (vac 2)	$ y < 0.3$ (nPDF)	$ y < 2.8$ (vac 2)	$ y < 2.8$ (nPDF)	$2.1 < y < 2.8$ (vac 2)	$2.1 < y < 2.8$ (nPDF)
$n_{g,0}$	2.51	4.39	4.39	5.43	5.55	4.49
$n_{q,0}$	4.31	3.38	3.91	4.22	4.97	3.35
β_g	2.69	1.16	1.38	0.55	1.68	2.61
β_q	0.91	1.67	1.20	1.04	1.52	3.30
γ_g	-1.06	-0.52	-0.61	-0.20	-1.09	-1.56
γ_q	-0.46	-0.71	-0.47	-0.43	-0.86	-1.93
δ_g	0.17	0.12	0.13	0.10	0.63	0.58
δ_q	0.11	0.13	0.09	0.10	0.50	0.61
a_g (nb)	$4.23 \cdot 10^{-4}$	$1.51 \cdot 10^{-4}$	$1.1 \cdot 10^{-3}$	$8.27 \cdot 10^{-5}$	$2.10 \cdot 10^{-5}$	$8.82 \cdot 10^{-5}$
a_q (nb)	$2.99 \cdot 10^{-5}$	$6.47 \cdot 10^{-5}$	$8.33 \cdot 10^{-4}$	$3.24 \cdot 10^{-4}$	$1.35 \cdot 10^{-5}$	$4.76 \cdot 10^{-5}$
$p_{T,g,0}$ (GeV)	27.28	39.18	37.88	65.58	59.26	44.99
$p_{T,q,0}$ (GeV)	44.34	35.98	33.39	41.82	59.20	43.71

Parameters of the extended power law description of input parton spectra were obtained from fits of jet spectra from PYTHIA8 [50]. In general, three versions of spectra were used to study the sensitivity of observables on modeling the input parton spectra: (1) spectra based on PYTHIA8.185 with AU2 tune [51] and CT10 PDFs [52] (configuration labeled “vacuum 1”), (2) spectra based on default version of PYTHIA 8.306 (configuration labeled “vacuum 2”), and (3) spectra based on default version of PYTHIA 8.306 with nPDFs from EPS09LO [53] (configuration labeled “nPDF”). The power-law parameters for the three configurations are summarized in Tables 1 and 4. Jet spectra were obtained by running FastJet [54] using the anti- k_t algorithm [55] with resolution parameter $R = 0.4$ for the center of mass energy of $\sqrt{s_{NN}} = 5.02$ TeV. Jet spectra were reconstructed separately for several rapidity selections specified in Table 1 and used later in the study. Distributions calculated inclusively in rapidity were obtained for rapidity selection of $|y| < 2.8$. The jets were matched to one of two outgoing partons from the leading order hard-scattering process by choosing the parton with the smallest angular distance, $R = \sqrt{\Delta\phi^2 + \Delta\eta^2}$, and the flavor of the jet was assigned to be that of the matched parton. Furthermore, for all the numerical results presented below we set $\alpha_s = 0.1$. The expressions for quenching factor, jet R_{AA} , and flavor fraction in the configuration with no nPDF effects and no VLE as well as power-law parameters for simple “vacuum 1” configuration are provided in Appendix C.

Summary of calculated p_T dependence of nuclear modification factor R_{AA} is plotted in Fig. 2 along with experimental data on measured anti- k_T jets with $R = 0.4$ [44]. For each configuration, we use value of \hat{q}_0 obtained from the χ^2 minimization of the difference in the nuclear modification factor between the data and the theory. We fixed the parameter L to 5 fm for all the medium profiles.

Left panel of Fig. 2 compares results for static medium for four configurations: two versions of input parton spectra (“vacuum 1”, “vacuum 2”), input parton spectra with nPDF effects included (“nPDF”), and input parton spectra with nPDF effects and vacuum-like emissions included (“nPDF+VLE”). One can see that shape of the R_{AA} can be fully described only after implementing nPDF effects. Comparison of “vacuum 1” and “vacuum 2” configurations shows minimal sensitivity of the shape of $R_{AA}(p_T)$ on PYTHIA version of in-vacuum input parton spectra. Comparison of “nPDF” and “nPDF+VLE” configuration implies that adding vacuum-like emissions to the calculation has an important impact on both the shape of R_{AA} and its overall normalization which has an impact on the extracted values of \hat{q}_0 .

Right panel of Fig. 2 shows R_{AA} for four types of medium expansion in the configuration “nPDF+VLE”. One can see that the difference in the shape and magnitude of R_{AA} among different medium profiles is rather small, less than 10% for $p_T > 100$ GeV. The obtained \hat{q}_0 values for realistic quark and gluon initial spectra in the configuration of nPDF+VLE are tabulated together with the values obtained for a gluon-only calculation with a simple power-law spectrum and no nPDF and VLE effects as published in Ref. [33] in Table 2. The extracted value of the jet quenching parameter differs significantly between the simple configuration and the more realistic treatment. The driving factor of this difference is the use of both the quark and gluon degrees of freedom and improved description of input parton spectra. This illustrates and quantifies a simple fact that the value of jet quenching parameter has an important dependence on the level of completeness of the jet energy loss description and approximations used. Since the R_{AA} distributions do not scale when using the above quoted \hat{q}_0 values, we confirm the breakdown of the “effective” scaling laws for R_{AA} , which was discussed in Ref. [33], also for more realistic treatment presented in this paper.

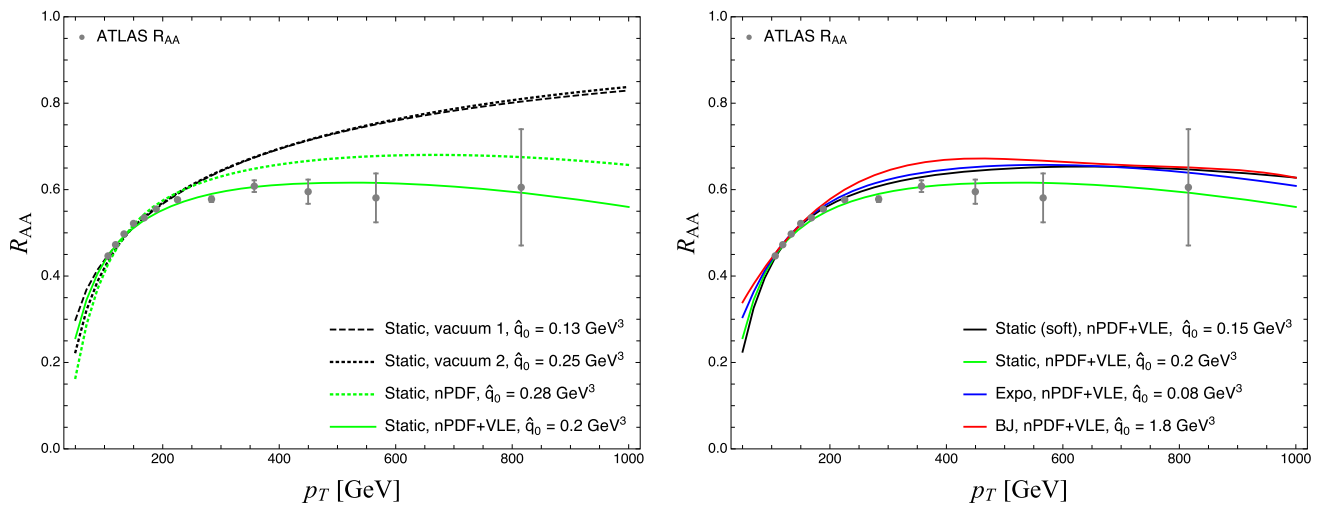


Fig. 2 Left: jet R_{AA} for static medium in four configurations: two version of vacuum input parton spectra (“vacuum 1,2”), spectra with nPDF effects (“nPDF”) and spectra with nPDF effects and vacuum-like emissions included (“nPDF+VLE”). Right: jet R_{AA} for “nPDF+VLE”

configuration for four medium profiles: static soft (black), static (green), exponential (blue), and Bjorken with $t_0 = 0.1$ fm (red) The \hat{q}_0 values were optimized for each profile to reproduce the data (in gray) [44]

Table 2 The jet quenching parameter for different media profiles obtained from fitting the calculation to the data from Ref. [44]. Full description of the input parton spectra (first line) can be compared with

results using gluon-only cascades and power-law description of input parton spectra (second line), published in Ref. [33]

Quenching parameter (\hat{q})	Static (soft)	Static	Expo	Bjorken $t_0 = 0.1$ fm
\hat{q}_0 (nPDF+VLE) [GeV ³]	0.15	0.2	0.08	1.8
\hat{q}_0 (gluon-only) [GeV ³]	0.20	0.2	0.09	2.6

The results in Fig. 2 shows that the single-parton description of the jet R_{AA} used here describes the shape of the experimental data in the p_T region below ~ 250 GeV. On the contrary, at $p_T \gtrsim 250$ GeV the calculated R_{AA} is steeper compared to the data. This was already observed in Ref. [33] for the gluon-only calculation and the more complete description of jet energy loss used here does not lead to an improvement in the description of the data. Comparison of “nPDF+VLE” configuration with the data suggests that the flattening of R_{AA} at high- p_T is due to the combination of nuclear PDFs, that produce a suppression at high- p_T due to the EMC effect (see also [56,57]), and the onset of the quenching of multiple resolved partons in a jet [58]. These appear due to hard vacuum-like splittings inside the medium [49], see also [59]. A resummation of such fluctuations leads to stronger suppression at high- p_T due to enhanced energy loss as discussed in Refs. [60–63].

The inability to describe the full p_T region of measured R_{AA} in the configuration without the nPDF+VLE effects is in contrast with parametric modeling presented in Refs. [44,48], where the use of improved description of input parton spectra and use of appropriate quark and gluon mixing was shown to lead to a good description of the R_{AA} over a large p_T range under the assumption of p_T -dependence of the energy loss which was close to $\sqrt{p_T}$ -dependence. Within

the BDMPS, the $\sqrt{p_T}$ -dependence of the lost energy holds at low- p_T , but does not hold at high- p_T [31], where the single-scattering contribution to the medium-induced energy loss dominates in calculations [64], see also [62,63], and where nPDF effects play a role. The power of 0.55 used in parametric modeling of Refs. [48] may effectively account for these phenomena, however, without providing ability to distinguish them.

3.2 Initial-time dependence of jet suppression

The value of t_0 in the Bjorken medium quantifies the time during which no interaction with the medium occurs. This reflects a situation with a finite time needed for the onset of the quenching interactions in the medium. In this section, we discuss the impact of the choice of t_0 on the observable jet suppression by comparing two different starting times of the quenching in the Bjorken medium, namely $t_0 = 0.1$ fm and $t_0 = 1.0$ fm, in the most simple configuration with no nPDF effects and vacuum-like emissions included. Left panel of Fig. 3 shows a comparison of the $\langle \hat{q} \rangle$ for the Bjorken media with these two choices of t_0 evaluated as a function of L calculated as

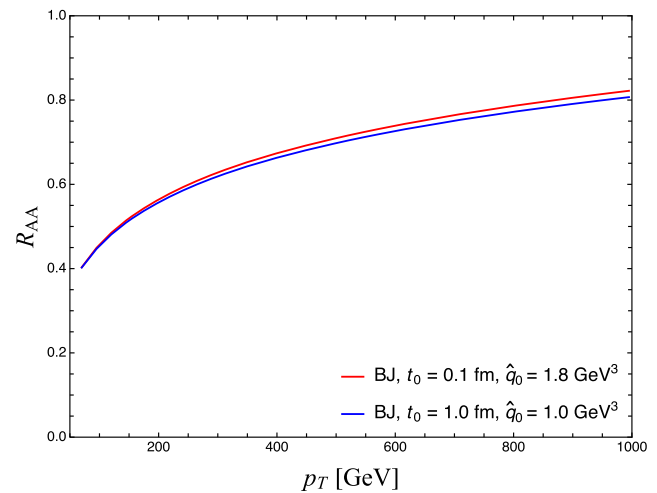
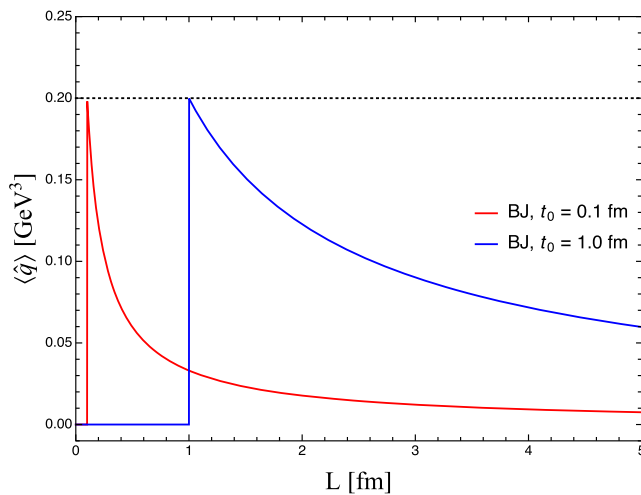


Fig. 3 Left: The \hat{q} as a function of the length of medium, L , for Bjorken medium for two values of initial time of quenching, $t_0 = 0.1$ fm and $t_0 = 1.0$ fm. Right: Jet suppression factor R_{AA} as a function of p_T

$$\langle \hat{q} \rangle = \frac{2}{(L - t_0)^2} \int_{t_0}^L dt (t - t_0) \hat{q}(t), \tag{21}$$

where $\hat{q}(t) = \hat{q}_0 t_0 / t$ for the Bjorken scenario. One can see that delaying the onset of quenching leads to a larger average value of \hat{q} at $L > t_0$ compared to an earlier time of the quenching. In general, the later the quenching sets in, the larger the $\langle \hat{q} \rangle$ is, which makes the medium more opaque at the later stages of the evolution.

We use again the χ^2 minimization procedure to find the \hat{q}_0 value which minimizes the difference in the R_{AA} between the data and the theory prediction for the two t_0 values with medium length fixed to $L = 5$ fm. The results are shown in the right panel of Fig. 3 (note that we have left out nPDF effects in this particular figure). For $t_0 = 0.1$ and 1.0 fm, the \hat{q}_0 is found to be approximately 1.8 and 1.0 GeV³, respectively. That is for ten times larger initial time, the \hat{q}_0 has to be roughly two times smaller to obtain the same R_{AA} . While the choice of t_0 can be somehow absorbed into an adjusted value of \hat{q}_0 , we will see below that it affects other observables. In the next two sections, we use optimized \hat{q}_0 values, and their respective t_0 parameters, to calculate more differential observables derived from R_{AA} which characterize the inclusive jet suppression and quantify how these settings affect them.

3.3 Rapidity dependence of jet suppression

Following the measurement done in Ref. [44], we study the rapidity dependence of the jet suppression. The optimized \hat{q}_0 values from Sects. 3.1 and 3.2 are used to calculate the rapidity dependent R_{AA} . The results are presented in Fig. 4 in terms of the ratio of the R_{AA} in a given rapidity region to the R_{AA} in central rapidity region ($|y| < 0.3$). Figure 4a

for Bjorken medium with $L = 5$ fm and with \hat{q}_0 values optimized to reproduce the experimental data [44]. Note that we have not included nPDF effects in this particular figure

shows the ratio of R_{AA} in $2.1 < |y| < 2.8$ and $|y| < 0.3$ as a function of p_T for the static medium for four configurations: two different versions of input parton spectra (“vacuum 1”, “vacuum 2”), input parton spectra with nPDF effects included (“nPDF”), and both nPDF and VLE effects included (“nPDF+VLE”). One can see that the resulting ratio differs significantly among different configurations.

Left panel of Fig. 4b detail the rapidity dependence of R_{AA} ratio for a fixed p_T , namely $316 \text{ GeV} < p_T < 562 \text{ GeV}$. One can see that inclusion of nPDF and VLE effects leads to qualitative agreement between trends seen in the data and calculations. At the same time a trend of decreasing R_{AA} ratio is partially included in the second version of PYTHIA used in this study as well. Here, the differences between the different PYTHIA spectra should be taken as an indication of an overall theoretical uncertainty of the rapidity behavior.

Right panel of Fig. 4b shows the same quantity as the middle panel evaluated for default version of input parton spectra configuration for five medium profiles. Results for static, exponential, and two Bjorken profiles discussed in Sect. 3.2 are found to differ by less than 10% for all the rapidity bins (and also for all the p_T values which is not shown in the figure).

The fact that the rapidity dependence of the inclusive jet suppression is very similar for different medium profiles implies that the origin of the rapidity dependence is somewhat universal. To check this, we have calculated the ratio of R_{AA} for gluon-only evolution. When evaluated as a function of $|y|$ we see the same trends as in the default case that includes both quark and gluon fragmentation. This implies that the rapidity dependence is in part a consequence of the change in the steepness of input parton spectra. However, both the nPDF and VLE effects have clearly larger impact on this observable quantity.

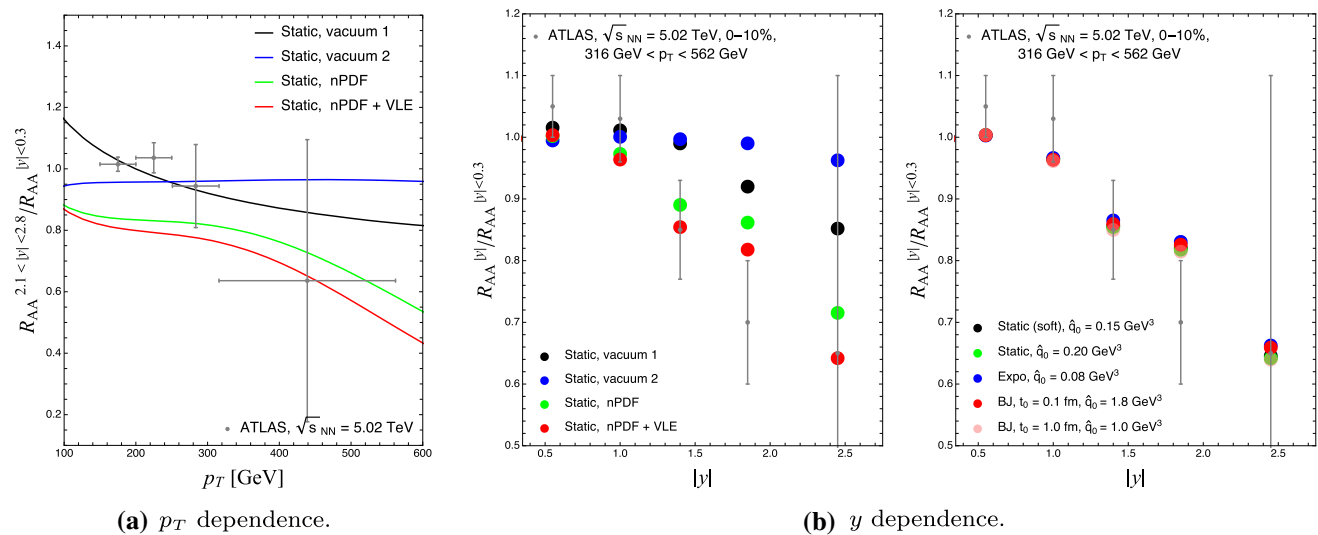


Fig. 4 Left: The ratio of R_{AA} in $2.1 < |y| < 2.8$ and R_{AA} in $|y| < 0.3$ as a function of jet p_T . Middle and Right: The ratio of R_{AA} in different $|y|$ bins and R_{AA} in $|y| < 0.3$ for $p_T = 316$ - 512 GeV. Black, blue, green, and red color encodes static medium for “vacuum 1”, “vacuum 2”, static medium with nPDF effects, and with nPDF+VLE effects, respectively,

in the left and middle panels. Black, green, blue, red and pink color encodes static soft, static, exponential, and two Bjorken medium profiles, respectively, in the right panel. The ATLAS data taken from Ref. [44]

3.4 Path-length dependence of jet suppression and jet v_2

The path-length dependence of jet suppression can be studied using the jet v_2 evaluated in a simple approximation [65] as

$$v_2 = \frac{1}{2} \frac{R_{AA}(L^{in}) - R_{AA}(L^{out})}{R_{AA}(L^{in}) + R_{AA}(L^{out})}, \quad (22)$$

where L^{in} and L^{out} are path lengths in the direction of the event plane and in the direction perpendicular to the event plane, respectively. Values of L^{in} and L^{out} were obtained from a hard sphere model where vertices of hard processes and directions of back-to-back initial partons in the azimuthal plane were randomly generated in the overlapping region of two spheres. The mapping between the impact parameter and N_{coll} values is done using a Glauber model [66]. It should be stressed that this approach represents a tool for basic investigation of the relation between the medium expansion and the jet v_2 , rather than a modeling with a full description of the problem. The values L^{in} and L^{out} for different centralities are listed in Table 3. As the impact of nPDFs and vacuum-like emissions has no intrinsic azimuthal dependence and it cancels in the ratio (22), we show the results only for the default input parton configuration.

Table 3 The length parameters L_{in} and L_{out} from the hard sphere model for ten values of number of binary collisions, N_{coll}

N_{coll}	1910	1800	1580	1300	975	660	380	170	70
L_{in}	5.6	4.8	4.3	3.6	3.0	2.4	1.8	1.1	0.5
L_{out}	5.6	5.5	5.2	5.0	4.7	4.3	3.7	2.7	2.1

The upper left panel of Fig. 5 shows the jet v_2 evaluated as a function of p_T for central collisions ($N_{coll} = 1580$) along with the result of measurements from Refs. [67,68]. One can see that the magnitude and the trends of the jet v_2 distribution obtained from the calculation match those seen in the data. The upper right panel of Fig. 5 shows the jet v_2 evaluated as a function of N_{coll} . Both p_T and N_{coll} dependence of jet v_2 show rather small differences among static, static soft, and exponential medium. The results for Bjorken medium with $t_0 = 0.1 \text{ fm}$ differ significantly from results for other medium profiles. Even larger difference can be seen for the Bjorken medium with two different choices of t_0 shown in lower panels of Fig. 5. These observations have similar implications as those discussed in the case of the rapidity dependence of R_{AA} : the impact of the medium expansion can be largely scaled out by a suitable choice of \hat{q}_0 , which is however not the case for the starting time of the quenching; the jet v_2 remains sensitive to choice of t_0 . This is in agreement with findings of the sensitivity of v_2 on t_0 published in Ref. [69] which was done in more complex modeling of the collision geometry, but less complex modeling of the medium induced showering than in this paper.

4 Summary and conclusions

Both quark and gluon degrees of freedom were used to calculate the evolution of partonic cascades in expanding media (static, exponential, and Bjorken). This together with an improved description of input parton spectra makes the modeling of medium induced radiation in the limit of mul-

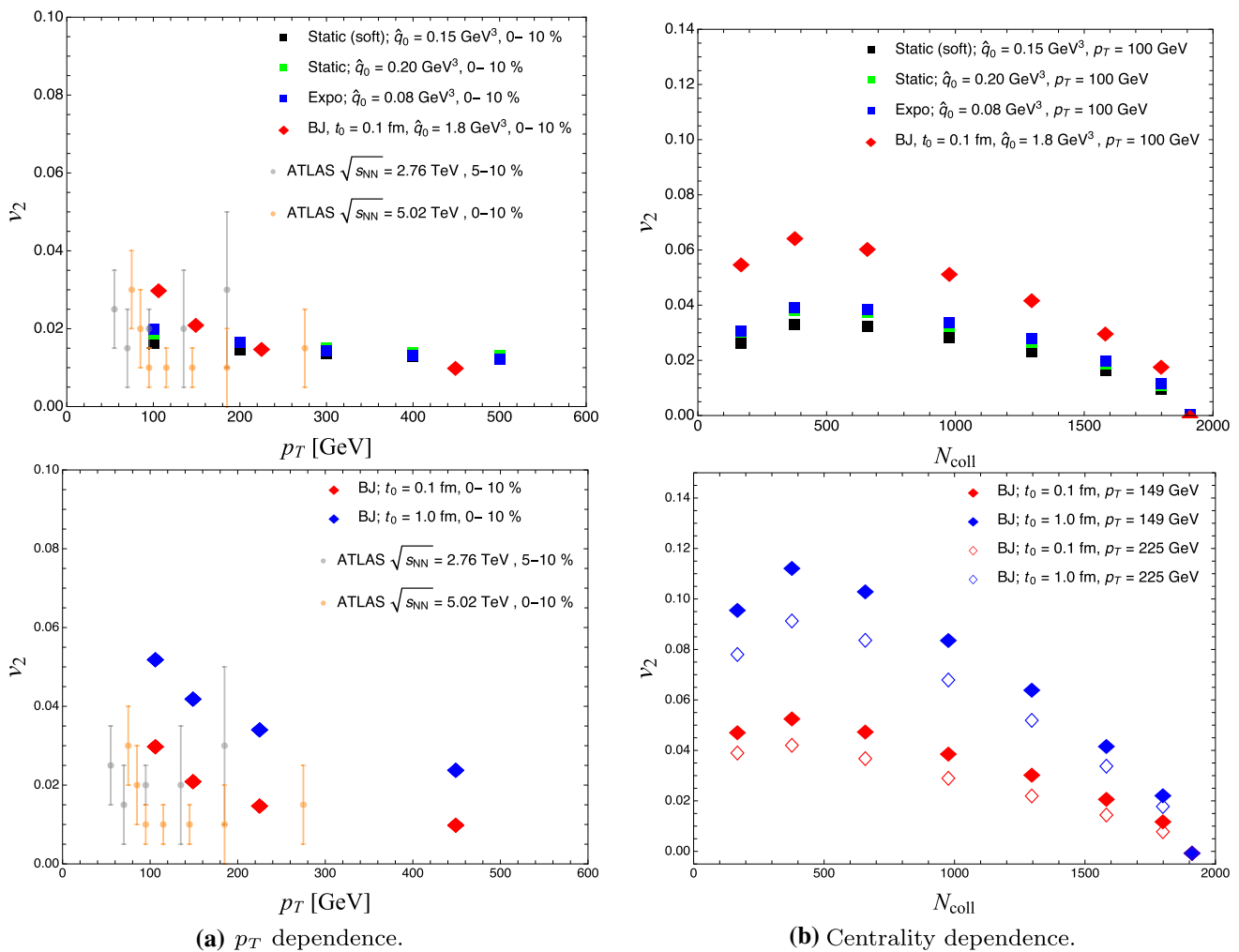


Fig. 5 The jet v_2 elliptic flow for the static and expanding profiles with optimized \hat{q}_0 as a function of impact parameter p_T (left) and N_{coll} right. Upper panels show the jet v_2 for static medium, exponential medium,

and Bjorken medium with $t_0 = 0.1 \text{ fm}$. Lower panels show results for Bjorken media for $t_0 = 0.1 \text{ fm}$ and $t_0 = 1.0 \text{ fm}$

and multiple soft scattering more realistic compared to gluon-only cascades and power-law modeling of input parton spectra.

Using numerical estimates of medium-induced parton spectra, the nuclear modification factor R_{AA} of jets at a fixed cone-size $R = 0.4$ was calculated and jet quenching parameter, \hat{q} , was extracted by comparing the calculations with the data. The differences between extracted \hat{q} in the improved description and in the simple, gluon-only scenario [33], were found to be significant (e.g. for Bjorken medium with $t_0 = 0.1 \text{ fm}$ the \hat{q}_0 value is by 30% smaller in the improved description compared the simple gluon-only case). At the same time, the shape of the R_{AA} is not modified significantly in the improved description compared to the simple scenario. Only when including effects from nuclear parton distribution functions and vacuum-like emissions, the shape of the calculated R_{AA} starts matching the measured p_T dependence observed in the data.

The rapidity dependence of the jet suppression is studied and it is found that the decrease of the R_{AA} seen in the forward region by ATLAS [44] is consequence of multiple effects, namely the change in the steepness of input parton spectra and impact of effects from nuclear parton distribution functions and vacuum-like emissions. When comparing results for different medium profiles we conclude that the rapidity dependence of the inclusive jet suppression is not very sensitive to the way how the medium expands. Further, the jet v_2 is studied in an approximation of hard-sphere geometry. It is found that the differences in the jet v_2 between full calculation of static medium, static soft, and exponential medium are within 15%. On the contrary, jet v_2 differs in maximum roughly by a factor of two between Bjorken scenario with $t_0 = 0.1 \text{ fm}$ and $t_0 = 1.0 \text{ fm}$. These findings indicate that the simultaneous study of jet v_2 and rapidity dependence of the jet production may help disentangling various effects entering the observed jet quenching.

The presented study, which quantifies the inclusive jet suppression differentially in the full set of basic kinematic quantities—transverse momentum, rapidity, and the azimuth, represents one more step towards realistic modeling of the parton energy loss. It should contribute to the effort of disentangling the impact of different effects on measured quantities characterizing inclusive jet suppression.

Acknowledgements We would like to thank the referee of our paper, whose comments and questions helped improve the presentation of our results. KT is supported by a Starting Grant from Trond Mohn Foundation (BFS2018REK01) and the University of Bergen. CAS receives financial support from European Union’s Horizon 2020 research and innovation program under the Grant agreement No. 82409; from Xunta de Galicia (Centro de investigacion de Galicia accreditation 2019-2022); from the European Union ERDF; from the Spanish Research State Agency by “Maria de Maeztu” Units of Excellence program MDM-2016-0692 and project FPA2017-83814-P and from the European Research Council project ERC-2018-ADG-835105 YoctoLHC. SPA and MS are supported by Grant Agency of the Czech Republic under grant 18-12859Y, by the Ministry of Education, Youth and Sports of the Czech Republic under grant LTT 17018, and by Charles University Grant UNCE/SCI/013. SPA would also like to acknowledge Polish National Science Centre with grant no. DEC-2017/27/B/ST2/01985.

Data Availability Statement This manuscript has no associated data or the data will not be deposited. [Authors’ comment: The experimental data used in this publication has already been published by experimental collaborations cited in the publication. Data related to calculations presented in the publication can be reproduced by following the procedures detailed in the text and references therein.]

Open Access This article is licensed under a Creative Commons Attribution 4.0 International License, which permits use, sharing, adaptation, distribution and reproduction in any medium or format, as long as you give appropriate credit to the original author(s) and the source, provide a link to the Creative Commons licence, and indicate if changes were made. The images or other third party material in this article are included in the article’s Creative Commons licence, unless indicated otherwise in a credit line to the material. If material is not included in the article’s Creative Commons licence and your intended use is not permitted by statutory regulation or exceeds the permitted use, you will need to obtain permission directly from the copyright holder. To view a copy of this licence, visit <http://creativecommons.org/licenses/by/4.0/>.
Funded by SCOAP³.

Appendix A: Kinematical factors in splitting rates

The kinematical factors $\kappa_{ij}(z)$, appearing in the splitting rates, read

$$\kappa_{gg}(z) = \sqrt{\frac{(1-z)C_A + z^2C_A}{z(1-z)}}, \tag{A.1}$$

$$\kappa_{qg}(z) = \sqrt{\frac{C_F - z(1-z)C_A}{z(1-z)}}, \tag{A.2}$$

$$\kappa_{qq}(z) = \sqrt{\frac{(1-z)C_A + z^2C_F}{z(1-z)}}, \tag{A.3}$$

$$\kappa_{qq}(z) = \sqrt{\frac{zC_A + (1-z)^2C_F}{z(1-z)}}. \tag{A.4}$$

Finally, the un-regularized Altarelli–Parisi splitting functions at leading order are given by

$$P_{gg}(z) = \frac{1}{2}2C_A \frac{[1 - z(1-z)]^2}{z(1-z)}, \tag{A.5}$$

$$P_{qg}(z) = \frac{1}{2}2n_f T_R (z^2 + (1-z)^2), \tag{A.6}$$

$$P_{gq}(z) = \frac{1}{2}C_F \frac{1 + (1-z)^2}{z}, \tag{A.7}$$

$$P_{qq}(z) = \frac{1}{2}C_F \frac{1 + z^2}{(1-z)}. \tag{A.8}$$

Appendix B: Multi-parton quenching in expanding medium

Here we provide details about the calculation of the resummed jet quenching factor in an expanding medium. First, we have to calculate the phase space for vacuum-like emissions (VLEs) inside the quark-gluon plasma. The relevant time scale for decoherence can be read off the decoherence parameter, or the correlator of a dipole at a fixed opening angle,⁴

$$S_{dip}(t, 0) = e^{-\int_0^t ds v(\mathbf{r}(s), s)}, \tag{B.9}$$

which corresponds to the probability for the dipole to remain in a color-correlated state. For our discussion, the dipole cross section $v(\mathbf{r})$ is given simply by the harmonic oscillator approximation, i.e.

$$v(\mathbf{r}, s) = \frac{1}{4}\hat{q}(s)\mathbf{r}^2, \tag{B.10}$$

and the dipole follows the trajectory $\mathbf{r}(s) \simeq \theta_0 s$, where θ_0 is the opening angle. We can define a decoherence time by considering the argument of the exponential in (B.9), namely

$$\frac{1}{4}\theta_0^2 \int_0^t ds \hat{q}(s)s^2 = \left(\frac{t}{t_d}\right)^\alpha, \tag{B.11}$$

where the index α depends on the density profile of the medium and follows from the resulting length dependence. As we will see below, $\alpha = 3$ for static and exponential profiles, while it is $\alpha = 3 - \gamma$ for media whose density decays as $t^{-\gamma}$.

Processes at time scales shorter than t_d are not resolved by the medium. Therefore the phase space for VLEs is given by the set of conditions [49,59]

$$t_f \ll t_d \ll L \tag{B.12}$$

⁴ In previous papers, the decoherence parameter is sometimes called Δ_{med} , where $1 - \Delta_{med} = S_{dip}$ above.

at DLA accuracy. At this accuracy, the available phase space for VLEs can be written as

$$\Pi_{\text{in}} = 2 \frac{\alpha_s C_i}{\pi} \int_0^p \frac{d\omega}{\omega} \int_0^R \frac{d\theta}{\theta} \Theta(t_f < t_d < L), \quad (\text{B.13})$$

where the formation time is $t_f = 2/(\omega\theta^2)$, C_i is the color charge of the parent parton and we treat the running coupling as a constant in this approximation. The quenching of a full jet is described by the collimator function [49,62]. In the approximation of small energy losses, we use the linearized approximation to obtain

$$Q_i(p_T, R) = Q_i^{(0)}(p_T) \exp \left[\Pi_{\text{in}} \left(Q_g^{(0)}(p_T) - 1 \right) \right], \quad (\text{B.14})$$

where $i = q, g$. We now proceed to work out in detail the scales of the phase space that allows for VLE's inside the medium for different medium profiles.

Static profile & exponential profile :

For these cases there is only a difference in a numerical constant.

The decoherence time is

$$t_d = \left(\frac{4\mathcal{N}}{\hat{q}_0\theta^2} \right)^{1/3}, \quad (\text{B.15})$$

where $\mathcal{N} = 3$ for a static profile and $\mathcal{N} = e/(2e - 5)$ for the exponential profile. The critical angle is then

$$\theta_c = \left(\frac{4\mathcal{N}}{\hat{q}_0 L^3} \right)^{1/2}. \quad (\text{B.16})$$

The phase space at DLA is

$$\Pi_{\text{in}} = 2\bar{\alpha} \int_{\max[\theta_c, \theta_d, Q_0/p_T]}^R \frac{d\theta}{\theta} \int_{\max[(\theta_d/\theta)^{4/3}, Q_0/(p\theta)]}^1 \frac{dz}{z}, \quad (\text{B.17})$$

where

$$\theta_d = \left(\frac{2}{\mathcal{N}} \frac{\hat{q}_0}{p^3} \right)^{1/4}. \quad (\text{B.18})$$

Power-law profile : For a generic medium profile $\hat{q}(s) = \hat{q}_0(t_0/s)^\gamma$, we therefore find

$$-\ln S_{q\bar{q}}(t, 0) = \frac{\theta_0^2 \hat{q}(L) L^3}{4} \frac{1 - (t_0/L)^{3-\gamma}}{3 - \gamma}, \quad (\text{B.19})$$

$$= \left(\frac{L}{t_d} \right)^{3-\gamma}, \quad (\text{B.20})$$

where

$$t_d = \left(\frac{4(3-\gamma)}{\theta_0^2 \hat{q}(L) L^\gamma} \right)^{1/(3-\gamma)}, \quad (\text{B.21})$$

is the decoherence time [32]. From the condition $t_d = L$, we also deduce the characteristic decoherence angle

$$\theta_c = \left(\frac{4(3-\gamma)}{\hat{q}(L) L^3} \right)^{1/2}. \quad (\text{B.22})$$

The well known results for static medium, $\gamma = 0$, are straightforwardly reproduced. Furthermore, $\gamma = 1$ corresponds to the Bjorken expansion scenario.

The set of conditions for VLEs [49,59], $t_f \ll t_d \ll L$, demands that

$$\omega^{3-\gamma} \theta^{4-2\gamma} > \frac{2^{1-\gamma}}{3-\gamma} \hat{q}(L) L^\gamma, \quad (\text{B.23})$$

$$\theta > \theta_c. \quad (\text{B.24})$$

In the Bjorken case, the first condition leads to a restriction on the transverse momentum of splittings, namely

$$k_\perp^2 \simeq \omega\theta > \frac{1}{2} \hat{q}_0 t_0, \quad (\text{B.25})$$

combined with a restriction on the angle, given by $\theta > \theta_c = \sqrt{8/(\hat{q}_0 t_0 L^2)}$. Emissions that fail to meet these conditions are resolved in the medium, and should be treated as medium-induced processes. Finally, we also have to demand that the splittings are perturbative, i.e. $k_\perp > Q_0 \approx 1$ GeV.

The available phase space for VLEs at DLA accuracy can be written as

$$\Pi_{\text{in}} = 2 \frac{\alpha_s C_i}{\pi} \int_{t_f < t_d < L} \frac{d\omega}{\omega} \frac{d\theta}{\theta} \Theta(R - \theta), \quad (\text{B.26})$$

where C_i is the color charge of the parent parton and we treat the running coupling as a constant in this approximation. Note, that for low- p_T jets, i.e. when $p_T \leq \frac{1}{4} \hat{q}(L) L^2$, the requirement on the minimal angle becomes $\theta > \theta_d$, where

$$\theta_d = \frac{Q_s(L)}{p_T}, \quad (\text{B.27})$$

where $Q_s(L)^2 = \hat{q}(L) L/2$. Changing variables in (B.26), we finally obtain

$$\begin{aligned} \Pi_{\text{in}} &= 2 \frac{\alpha_s C_i}{\pi} \int_{R_{\min}}^R \frac{d\theta}{\theta} \int_{k_{\perp, \min}}^{p_T \theta} \frac{dk_\perp}{k_\perp} = \frac{\alpha_s C_i}{\pi} \ln \left(\frac{R}{R_{\min}} \right) \\ &\quad \times \ln \left(\frac{p_T^2 R R_{\min}}{k_{\perp, \min}^2} \right). \end{aligned} \quad (\text{B.28})$$

where $R_{\min} = \max[\theta_c, \theta_d]$ and $k_{\perp, \min} = \max[Q_s(L), Q_0]$. This phase space counts the number of VLE, created inside the medium, that will contribute to the energy loss of a jet.

Appendix C: Nuclear modification factor with no nPDF effects

In this section we summarize analytic formulae for nuclear modification factor for the case of not including effects from nuclear modifications of parton distribution functions. In that

Table 4 List of parameters from the extended power law characterization of input parton spectra for “vacuum 1” configuration

Parameters	n_g	n_q	β_g	β_q	γ_g	γ_q	δ_g	δ_q	$f_q(p_T = 40 \text{ GeV})$
$ y < 0.3$	3.21	2.52	0.99	0.93	0	0	0	0	0.16
$ y < 2.8$	3.63	3.14	1.00	0.92	0	0	0	0	0.27
$2.1 < y < 2.8$	5.63	5.00	0.35	0.30	$-1.5 \cdot 10^{-10}$	-0.19	0.24	0.27	0.42

case we can directly propagate the extended power-law characterization of input power spectra (16) to quenching factor (17) and flavor fraction (20). The quenching factor reads then

$$Q_i(p_T) = \int_0^1 dx (p_T)^{V_1} x^{n-1+V_2} D(x, \sqrt{x}\tau; \{i\}), \quad (C.29)$$

where,

$$V_1 = \beta_i \log(x) - \gamma_i \log^2(x) + 2\gamma_i \log\left(\frac{p_T}{p_{T,0}}\right) \log(x) + 3\delta_i \log^2\left(\frac{p_T}{p_{T,0}}\right) \log(x) - 3\delta_i \log\left(\frac{p_T}{p_{T,0}}\right) \log^2(x) + \delta_i \log^3(x) \quad (C.30)$$

$$V_2 = \beta_i \log\left(\frac{p_T}{xp_{T,0}}\right) + \gamma_i \log^2\left(\frac{p_T}{xp_{T,0}}\right) + \delta_i \log^3\left(\frac{p_T}{xp_{T,0}}\right). \quad (C.31)$$

and flavor fraction is

$$f_q(p_T) = \left[1 + \left(\frac{1 - f_{q,0}}{f_{q,0}} \right) \left(\frac{p_{T,0}}{p_T} \right)^{V_3} \right]^{-1}, \quad (C.32)$$

where $f_{q,0}$ is fraction of quark-initiated jets at $p_{T,0}$ and

$$V_3 = n_g - n_q + (\beta_g - \beta_q) \log\left(\frac{p_T}{p_{T,0}}\right) + (\gamma_g - \gamma_q) \log^2\left(\frac{p_T}{p_{T,0}}\right) + (\delta_g - \delta_q) \log^3\left(\frac{p_T}{p_{T,0}}\right). \quad (C.33)$$

These can be combined to R_{AA} as follows

$$R_{AA} = f_q(p_T) Q_q(p_T) + [1 - f_q(p_T)] Q_g(p_T). \quad (C.34)$$

References

1. J.D. Bjorken, FERMILAB-PUB-82-059-THY, FERMILAB-PUB-82-059-T (1982)
2. M. Gyulassy, M. Plumer, Phys. Lett. B **243**, 432 (1990). [https://doi.org/10.1016/0370-2693\(90\)91409-5](https://doi.org/10.1016/0370-2693(90)91409-5)
3. X.N. Wang, M. Gyulassy, M. Plumer, Phys. Rev. D **51**, 3436 (1995). <https://doi.org/10.1103/PhysRevD.51.3436>
4. K. Adcox et al., Phys. Rev. Lett. **88**, 022301 (2002). <https://doi.org/10.1103/PhysRevLett.88.022301>

5. C. Adler et al., Phys. Rev. Lett. **89**, 202301 (2002). <https://doi.org/10.1103/PhysRevLett.89.202301>
6. C. Adler et al., Phys. Rev. Lett. **90**, 082302 (2003). <https://doi.org/10.1103/PhysRevLett.90.082302>
7. S. Chatrchyan et al., Eur. Phys. J. C **72**, 1945 (2012). <https://doi.org/10.1140/epjc/s10052-012-1945-x>
8. G. Aad et al., Phys. Lett. B **719**, 220 (2013). <https://doi.org/10.1016/j.physletb.2013.01.024>
9. G. Aad et al., JHEP **09**, 050 (2015). [https://doi.org/10.1007/JHEP09\(2015\)050](https://doi.org/10.1007/JHEP09(2015)050)
10. K. Aamodt et al., Phys. Lett. B **696**, 30 (2011)
11. G. Aad et al., Phys. Rev. Lett. **114**(7), 072302 (2015). <https://doi.org/10.1103/PhysRevLett.114.072302>
12. J. Adam et al., Phys. Lett. B **746**, 1 (2015). <https://doi.org/10.1016/j.physletb.2015.04.039>
13. C.M.S. Collaboration, Phys. Rev. C **96**(1), 015202 (2017). <https://doi.org/10.1103/PhysRevC.96.015202>
14. D. d’Enterria, Landolt-Bornstein **23**, 471 (2010)
15. A. Majumder, M. Van Leeuwen, Prog. Part. Nucl. Phys. **A66**, 41 (2011)
16. Y. Mehtar-Tani, J.G. Milhano, K. Tywoniuk, Int. J. Mod. Phys. A **28**, 1340013 (2013). <https://doi.org/10.1142/S0217751X13400137>
17. J.P. Blaizot, Y. Mehtar-Tani, Int. J. Mod. Phys. E **24**(11), 1530012 (2015). <https://doi.org/10.1142/S021830131530012X>
18. J. Casalderrey-Solana, C.A. Salgado, Acta Phys. Polon. B **38**, 3731 (2007)
19. S. Cao, X.N. Wang, Rept. Prog. Phys. **84**(2), 024301 (2021). <https://doi.org/10.1088/1361-6633/abc22b>
20. I.P. Lokhtin, A.M. Snigirev, Eur. Phys. J. C **45**, 211 (2006). <https://doi.org/10.1140/epjc/s2005-02426-3>
21. K. Zapp, G. Ingelman, J. Rathsmann, J. Stachel, U.A. Wiedemann, Eur. Phys. J. C **60**, 617 (2009). <https://doi.org/10.1140/epjc/s10052-009-0941-2>
22. N. Armesto, L. Cunqueiro, C.A. Salgado, Eur. Phys. J. C **63**, 679 (2009). <https://doi.org/10.1140/epjc/s10052-009-1133-9>
23. T. Renk, Int. J. Mod. Phys. E **20**, 1594 (2011). <https://doi.org/10.1142/S0218301311019933>
24. C. Young, B. Schenke, S. Jeon, C. Gale, Phys. Rev. C **86**, 034905 (2012). <https://doi.org/10.1103/PhysRevC.86.034905>
25. J. Casalderrey-Solana, D.C. Gulhan, J.G. Milhano, D. Pablos, K. Rajagopal, JHEP **10**, 019 (2014). [https://doi.org/10.1007/JHEP09\(2015\)175](https://doi.org/10.1007/JHEP09(2015)175). ([Erratum: JHEP **09**, 175 (2015)])
26. Y. He, T. Luo, X.N. Wang, Y. Zhu, Phys. Rev. C **91**, 019902 (2015). <https://doi.org/10.1103/PhysRevC.91.054908>. ([Erratum: Phys. Rev. C **97**, 019902 (2018)])
27. S. Cao et al., Phys. Rev. C **96**(2), 024909 (2017). <https://doi.org/10.1103/PhysRevC.96.024909>
28. J.H. Putschke, et al., [arXiv:1903.07706](https://arxiv.org/abs/1903.07706) (2019)
29. P. Caucal, E. Iancu, G. Soyez, JHEP **10**, 273 (2019). [https://doi.org/10.1007/JHEP10\(2019\)273](https://doi.org/10.1007/JHEP10(2019)273)
30. W. Ke, X.N. Wang, JHEP **05**, 041 (2021). [https://doi.org/10.1007/JHEP05\(2021\)041](https://doi.org/10.1007/JHEP05(2021)041)
31. R. Baier, Y.L. Dokshitzer, A.H. Mueller, D. Schiff, JHEP **0109**, 033 (2001)

32. P. Caucal, E. Iancu, G. Soyez, [arXiv:2012.01457](https://arxiv.org/abs/2012.01457) (2020)
33. S.P. Adhya, C.A. Salgado, M. Spousta, K. Tywoniuk, *JHEP* **07**, 150 (2020). [https://doi.org/10.1007/JHEP07\(2020\)150](https://doi.org/10.1007/JHEP07(2020)150)
34. R. Baier, Y.L. Dokshitzer, A.H. Mueller, S. Peigne, D. Schiff, *Nucl. Phys. B* **483**, 291 (1997)
35. R. Baier, Y.L. Dokshitzer, A.H. Mueller, S. Peigne, D. Schiff, *Nucl. Phys. B* **484**, 265 (1997). [https://doi.org/10.1016/S0550-3213\(96\)00581-0](https://doi.org/10.1016/S0550-3213(96)00581-0)
36. B. Zakharov, *JETP Lett.* **63**, 952 (1996). <https://doi.org/10.1134/1.567126>
37. B. Zakharov, *JETP Lett.* **65**, 615 (1997)
38. J.P. Blaizot, E. Iancu, Y. Mehtar-Tani, *Phys. Rev. Lett.* **111**, 052001 (2013). <https://doi.org/10.1103/PhysRevLett.111.052001>
39. J.P. Blaizot, Y. Mehtar-Tani, *Ann. Phys.* **368**, 148 (2016). <https://doi.org/10.1016/j.aop.2016.01.002>
40. Y. Mehtar-Tani, S. Schlichting, *JHEP* **09**, 144 (2018). [https://doi.org/10.1007/JHEP09\(2018\)144](https://doi.org/10.1007/JHEP09(2018)144)
41. S. Schlichting, I. Soudi, [arXiv:2008.04928](https://arxiv.org/abs/2008.04928) (2020)
42. R. Baier, Y.L. Dokshitzer, A.H. Mueller, D. Schiff, *Phys. Rev. C* **58**, 1706 (1998). <https://doi.org/10.1103/PhysRevC.58.1706>
43. S. Chatrchyan, et al., Nuclear modification factor of high transverse momentum jets in pbpb collisions at $\sqrt{s_{NN}} = 2.76$ tev (2012). CMS-HIN-12-004
44. ATLAS Collaboration, *Phys. Lett. B* **790**, 108 (2019). <https://doi.org/10.1016/j.physletb.2018.10.076>
45. ALICE Collaboration, [arXiv:1909.09718](https://arxiv.org/abs/1909.09718) (2019)
46. C.A. Salgado, U.A. Wiedemann, *Phys. Rev. D* **68**, 014008 (2003). <https://doi.org/10.1103/PhysRevD.68.014008>
47. Y. Mehtar-Tani, K. Tywoniuk, *Phys. Lett. B* **744**, 284 (2015). <https://doi.org/10.1016/j.physletb.2015.03.041>
48. M. Spousta, B. Cole, *Eur. Phys. J. C* **76**(2), 50 (2016). <https://doi.org/10.1140/epjc/s10052-016-3896-0>
49. Y. Mehtar-Tani, K. Tywoniuk, *Phys. Rev. D* **98**(5), 051501 (2018)
50. T. Sjostrand, S. Mrenna, P.Z. Skands, *Comput. Phys. Commun.* **178**, 852 (2008). <https://doi.org/10.1016/j.cpc.2008.01.036>
51. ATLAS Collaboration. ATLAS Note (2012). <http://cds.cern.ch/record/1474107/>. ATL-PHYS-PUB-2012-003
52. H.L. Lai, M. Guzzi, J. Huston, Z. Li, P.M. Nadolsky et al., *Phys. Rev. D* **82**, 074024 (2010)
53. K.J. Eskola, H. Paukkunen, C.A. Salgado, *JHEP* **04**, 065 (2009). <https://doi.org/10.1088/1126-6708/2009/04/065>
54. M. Cacciari, G.P. Salam, G. Soyez, *Eur. Phys. J. C* **72**, 1896 (2012). <https://doi.org/10.1140/epjc/s10052-012-1896-2>
55. M. Cacciari, G.P. Salam, G. Soyez, *JHEP* **0804**, 063 (2008). <https://doi.org/10.1088/1126-6708/2008/04/063>
56. D. Pablos, *Phys. Rev. Lett.* **124**(5), 052301 (2020). <https://doi.org/10.1103/PhysRevLett.124.052301>
57. A. Huss, A. Kurkela, A. Mazeliauskas, R. Paatelainen, W. van der Schee, U.A. Wiedemann, *Phys. Rev. Lett.* **126**(19), 192301 (2021). <https://doi.org/10.1103/PhysRevLett.126.192301>
58. J. Casalderrey-Solana, Y. Mehtar-Tani, C.A. Salgado, K. Tywoniuk, *Phys. Lett. B* **725**, 357 (2013)
59. P. Caucal, E. Iancu, A.H. Mueller, G. Soyez, *Phys. Rev. Lett.* **120**, 232001 (2018)
60. K. Rajagopal, A.V. Sadofyev, W. van der Schee, *Phys. Rev. Lett.* **116**(21), 211603 (2016). <https://doi.org/10.1103/PhysRevLett.116.211603>
61. J. Casalderrey-Solana, G. Milhano, D. Pablos, K. Rajagopal, *JHEP* **01**, 044 (2020). [https://doi.org/10.1007/JHEP01\(2020\)044](https://doi.org/10.1007/JHEP01(2020)044)
62. Y. Mehtar-Tani, D. Pablos, K. Tywoniuk, [arXiv:2101.01742](https://arxiv.org/abs/2101.01742) (2021)
63. A. Takacs, K. Tywoniuk, [arXiv:2103.14676](https://arxiv.org/abs/2103.14676) (2021)
64. U.A. Wiedemann, *Nucl. Phys. B* **588**, 303 (2000)
65. D. Zigic, I. Salom, J. Auvinen, M. Djordjevic, M. Djordjevic, *J. Phys. G* **46**(8), 085101 (2019). <https://doi.org/10.1088/1361-6471/ab2356>
66. C. Loizides, J. Kamin, D. d'Enterria, *Phys. Rev. C* **97**(5), 054910 (2018). <https://doi.org/10.1103/PhysRevC.97.054910>. ([Erratum: *Phys. Rev. C* **99**, 019901 (2019)])
67. ATLAS Collaboration, *Phys. Rev. Lett.* **111**(15), 152301 (2013). <https://doi.org/10.1103/PhysRevLett.111.152301>
68. ATLAS Collaboration, ATLAS-CONF-2020-019 (2020)
69. C. Andres, N. Armesto, H. Niemi, R. Paatelainen, C.A. Salgado, *Phys. Lett. B* **803**, 135318 (2020). <https://doi.org/10.1016/j.physletb.2020.135318>