

On: 12 December 2011, At: 09:52

Publisher: Taylor & Francis

Informa Ltd Registered in England and Wales Registered Number: 1072954 Registered office: Mortimer House, 37-41 Mortimer Street, London W1T 3JH, UK



International Journal of Sustainable Engineering

Publication details, including instructions for authors and subscription information:

<http://www.tandfonline.com/loi/tsue20>

Mechanical performance and capillary water absorption of sewage sludge ash concrete (SSAC)

M. Jamshidi ^a, A. Jamshidi ^b, N. Mehrdadi ^b & F. Pacheco-Torgal ^c

^a Department of Chemical Engineering, Polymer Group, Iran University of Science and Technology, Tehran, Iran

^b Faculty of Environment, University of Tehran, Tehran, Iran

^c C-TAC Research Centre, University of Minho, Guimaraes, Portugal

Available online: 09 Dec 2011

To cite this article: M. Jamshidi, A. Jamshidi, N. Mehrdadi & F. Pacheco-Torgal (2011): Mechanical performance and capillary water absorption of sewage sludge ash concrete (SSAC), International Journal of Sustainable Engineering, DOI:10.1080/19397038.2011.642020

To link to this article: <http://dx.doi.org/10.1080/19397038.2011.642020>



PLEASE SCROLL DOWN FOR ARTICLE

Full terms and conditions of use: <http://www.tandfonline.com/page/terms-and-conditions>

This article may be used for research, teaching, and private study purposes. Any substantial or systematic reproduction, redistribution, reselling, loan, sub-licensing, systematic supply, or distribution in any form to anyone is expressly forbidden.

The publisher does not give any warranty express or implied or make any representation that the contents will be complete or accurate or up to date. The accuracy of any instructions, formulae, and drug doses should be independently verified with primary sources. The publisher shall not be liable for any loss, actions, claims, proceedings, demand, or costs or damages whatsoever or howsoever caused arising directly or indirectly in connection with or arising out of the use of this material.

Mechanical performance and capillary water absorption of sewage sludge ash concrete (SSAC)

M. Jamshidi^{a*}, A. Jamshidi^b, N. Mehrdadi^b and F. Pacheco-Torgal^c

^aDepartment of Chemical Engineering, Polymer Group, Iran University of Science and Technology, Tehran, Iran; ^bFaculty of Environment, University of Tehran, Tehran, Iran; ^cC-TAC Research Centre, University of Minho, Guimaraes, Portugal

(Received 1 May 2011; final version received 14 November 2011)

Disposal of sewage sludge from waste water treatment plants is a serious environmental problem of increasing magnitude. Waste water treatment generates as much as 70 g of dry solids per capita per day. Although one of the disposal solutions for this waste is through incineration, still almost 30% of sludge solids remain as ash. This paper presents results related to reuse of sewage sludge ash in concrete. The sludge was characterised for chemical composition (X-ray fluorescence analysis), crystalline phases (X-ray diffraction analysis) and pozzolanic activity. The effects of incineration on crystal phases of the dry sludge were investigated. Two water/cement (W/C) ratios (0.55 and 0.45) and three sludge ash percentages (5%, 10% and 20%) per cement mass were used as filler. The mechanical performance of sewage sludge ash concrete (SSAC) at different curing ages (3, 7, 28 and 90 days) was assessed by means of mechanical tests and capillary water absorption. Results show that sewage sludge ash leads to a reduction in density and mechanical strength and to an increase in capillary water absorption. Results also show that SSAC with 20% of sewage sludge ash and W/C = 0.45 has a 28 day compressive strength of almost 30 MPa. SSAC with a sludge ash contents of 5% and 10% has the same capillary water absorption coefficient as the control concrete; as for the concrete mixtures with 20% sludge ash content, the capillary water absorption is higher but in line with C20/25 strength class concretes performance.

Keywords: sewage sludge ash; XRD; XRF; TGA; concrete; compressive and flexural strength

1. Introduction

The worldwide production of sewage sludge from waste water treatment plants is increasing all over the world. This kind of sludge includes the solid material left after sewage treatment processes. Sludge treatment involves various steps: thickening, anaerobic digestion, mechanical dewatering and possibly drying (Van de Velden *et al.* 2008). The total production of sewage waste for the USA and the European Union (EU) approaches 17 Mt of dry solids per year (7 Mt in the USA + 10 Mt in the EU; EUROSTAT 2005). According to Baeyens and Van Puyvelde (1994), specific sludge production in waste water treatment is 50 g of dry solids per capita per day. Other authors (Davis 1996, Foladori *et al.* 2010) mention that it varies widely from 35 to 85 g dry solids per population equivalent per day while Van de Velden *et al.* (2008) mentioned it to be 70 g per inhabitant. Sewage sludge tends to accumulate heavy metals, polychlorinated dibenzofurans (PCCDFs), polychlorinated biphenyls (PCBs), polycyclic aromatic hydrocarbons (PAHs) and dioxins, pesticides and endocrine disruptors present in waste water, and their concentration depends on the origin of sludge (Everaert and Baeyens 2001, Fytli and Zabaniotou 2008, Van Caneghem *et al.* 2010, Chang *et al.* 2011). Domestic sources are usually associated with Cu and Zn and car washes are the largest contributors of

Cr, Cd and Pb (Van de Velden *et al.* 2008). The use of thermal hydrolysis and Fenton's peroxidation can reduce the heavy metal content by over 50% (Dewil *et al.* 2006, 2007; Hwang *et al.* 2007). One of the disposal solutions for this waste is through incineration, but this leads to hazardous emissions and even if new technologies are introduced for controlling emissions, still almost 30% of sludge solids remain as ash (Malerious 2003). Fluidised bed incinerators are widely used for this purpose and their design has been recently updated (Van de Velden *et al.* 2007, 2008). Incineration destroys organic compounds, minimises odours, greatly reduces sludge volume and valorises its calorific value. Thus, the percentage of incinerated sludge is increasing all over the world (Lundin *et al.* 2004). The incineration of sewage sludge is governed by the European Directives on the Incineration of Waste (Council Directive 2000/76/EC 2000). The expected growth of world population and also the increase in the volume of waste water show that sewage sludge ash will rise at a very fast pace in the next years (Fytli and Zabaniotou 2008). For the 9 billion inhabitants expected to live on earth by the year 2050 (Bloom 2011), almost 70 Mt of sewage sludge ash could be produced every year. According to some authors the best way for the construction industry to become a more sustainable one is by using wastes from other industries as building materials (Mehta 2001, Glavind and Munch-Petersen

*Corresponding author. Email: mjamshidi@iustc.ac.ir

2002, Sarkar and Roumain 2003, Meyer 2009, Khatib 2009). Therefore, if we think of the areas needed for sludge ash disposal, we clearly understand the importance of reusing sewage sludge ash in concrete. Since global Portland cement demand will increase almost 200% by 2050 from the 2010 levels (Taylor and Gielen 2006), this means that concrete structures are expected to increase in a similar trend. Investigations on sewage sludge ash concrete (SSAC) have already been reported by several authors. The results show that sewage sludge ash reduces workability (Monzo *et al.* 2003) and decreases the mechanical performance (Valls *et al.* 2004). Contradictorily the same authors who report a serious decrease in mechanical strength state that SSAC does not show a durability reduction (Yague *et al.* 2005). Mun (2007) studied the performance of concrete with lightweight aggregate using sewage sludge. The samples were tested for leaching heavy metals in accordance with Korean standard leaching test and the Environmental Protection Agency (EPA) test. The results show that no toxic heavy metals with the highest sewage sludge contents were detected from any of the manufactured lightweight aggregates. Cioffi *et al.* (2011) also studied the use of sewage sludge to produce lightweight aggregates with acceptable physical and mechanical properties as well as leaching behaviour. Several authors confirm the capacity of cementitious matrices to immobilise these wastes (Saikia *et al.* 2008, Horiguchi *et al.* 2011, Wu *et al.* 2011). Recent investigations show that the partial replacement of cement by sewage sludge ash led to substantial retardation of hydration rates (Rodriguez *et al.* 2010). Nevertheless, further investigations are needed regarding SSAC. According to Cyr *et al.* (2007), 'The inherent variability of this kind of residue remains one of the most important reasons for avoiding a systematic generalization of the results.' This study aims to evaluate the mechanical performance and capillary water absorption when using sewage sludge ash of a water treatment plant in Iran.

2. Experimental

2.1 Materials, mixture design and concrete mixing

2.1.1 Sewage sludge

The sludge was prepared from a sewage treatment plant of Alborz Industrial City. The characteristics of sewage and chemical properties of sludge are presented in Table 1. The sludge ash is mainly composed of SiO₂, CaO and Al₂O₃. The SiO₂ content is near the maximum and CaO and Al₂O₃ contents are below the average as in the review of Cyr *et al.* (2007). The SO₃ content is well below the mean value and the P₂O₃ content is slightly above the minimum. The sludge was also analysed by X-ray fluorescence (XRF) (Table 2). Chlorite peaks observed by others were not detected (Mun 2007, Rodriguez *et al.* 2010). Due to high

Table 1. Properties of sewage of a treatment plant of Alborz Industrial City.

Rate	Property
Temperature (°C)	Varies
Colour	Dark green
Ec (μ.s/cm)	1800
PH	7.6
Ph ^a	7.2
BOD (mg/l)	1200
BOD ^a (mg/l)	130
COD (mg/l)	2000
COD ^a (mg/l)	195
TSS (mg/l)	1400
Phosphate (mg/l)	60
Nitrate (mg/l)	10
Sulphate (mg/l)	183
Azotes (mg/l)	44
NH ₄ (mg/l)	28
Suspended solids (SS, mg/l)	40
Detergent (mg/l)	14.2
No ₂ + No ₃ (mg/l)	10
TDS (mg/l)	980

^a After digestion.

weight loss on ignition (LOI) of the sludge and negative effects of oils and fats on concrete performance, heat treatment process was done on the sludge for up to 650°C. The reason for using this temperature relates to the fact that it was enough to remove the organic matter from the dry sludge. Besides, calcination costs increase exponentially with temperature. The most important change which was visually observed was the change in sludge colour from white-creamy to grey. In order to determine the mineralogical composition, the representative samples were analysed by X-ray diffraction (XRD) (Figure 1 and Table 3). The specific gravity of the sludge ash was 1.8 g/cm³. The results showed that calcite and dolomite of two crystalline phases were removed from the sludge. This is attributed to the removal of CO₂ from the sludge by

Table 2. XRF analysis of dry sludge.

Elements	Percentage
LOI ^a	21.3
Na ₂ O	0.436
MgO	2.194
Al ₂ O ₃	8.962
SiO ₂	54.545
P ₂ O ₃	1.303
SO ₃	0.171
K ₂ O	1.79
CaO	7.337
TiO ₂	0.2
Fe ₂ O ₃	0.927
Zn	0.149
Br	0.541
Sr	0.031
Zr	0.114

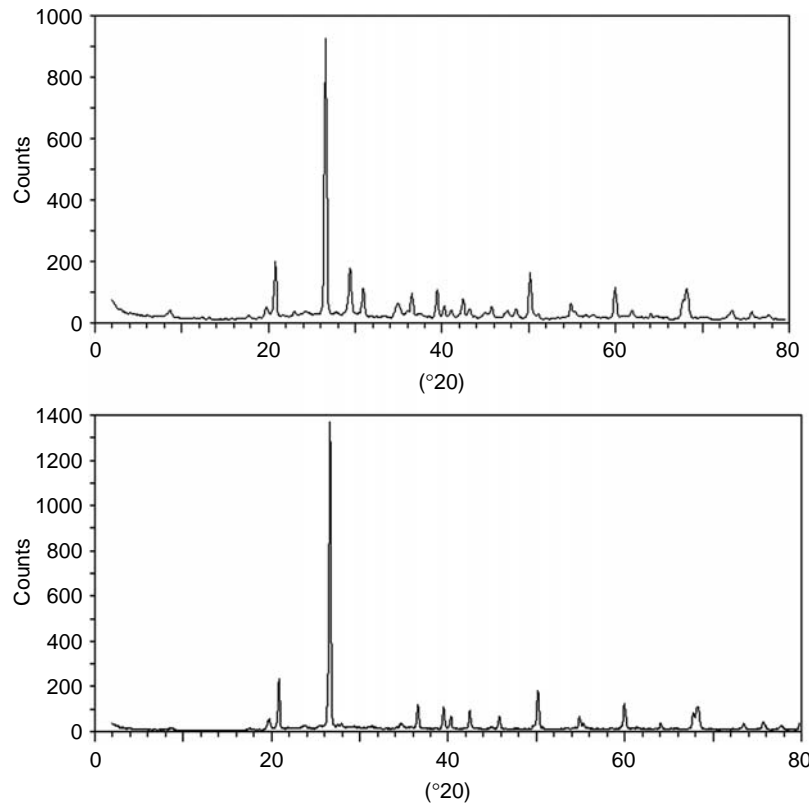


Figure 1. XRD diagram of dry sludge: before and after calcinations.

calcination. Probably calcite and dolomite crystals changed to calcium and magnesium oxides in dry sludge. Also, an additional crystalline phase appeared in the sludge composition (i.e. illite). Its chemical structure is close to that of muscovite. It is clear that calcination not only eliminates organic matter but also changes the crystalline phases. To investigate generation of pozzolanic activity in dry sludge after heat treatment, thermogravimetric analysis (TGA) was carried out using an STA-499C instrument. The sludge was analysed for up to 650°C for a temperature rate of 10°C per minute. Results are shown in Figure 2. The activity of the sludge sample was 37.86% which is much lower than the activity of natural pozzolans (i.e. 70%). On the basis of this finding, it was concluded that this particular sludge ash has a very low chemical activity and it can only act as filler or aggregate in concrete depending on their particle size. The fineness

rate of sludge ash was also measured by a 45 µm sieve (mesh 325). The results indicated that 51.5% of sludge remained on the sieve.

2.1.2 Mixture design and concrete mixing

For the production of concrete specimens, Portland cement Type II of ABYEK Cement Production Co. was used along with both gravel and sand from Rahsar Company. Figure 3 shows the particle size distribution of sand, fine and coarse gravel. To improve concrete workability, a Melcrete super-plasticiser was used. A reference mixture (control) and three more mixtures according to the sludge ash content (5%, 10% and 20%) were investigated. The sludge ash percentage relates to cement mass, for indicative purposes only. Two water/cement (W/C) ratios were used (0.45 and 0.55). Table 4 presents the concrete mixture proportions per cubic metre of concrete. The specimens were left for 1 day in the mould at laboratory conditions (23 ± 2°C). Then they were removed and immersed in water until tested under compression. Figure 4 shows the density of concrete mixtures. Mixtures with W/C = 0.45 and with a 5% sludge ash content show a decrease in density of about 5%. Increasing the sludge ash content to 10% or even 20% changed concrete density only to a minimum level (6% reduction). This means that sludge

Table 3. XRD analysis.

Before calcination	After calcination
Quartz (SiO ₂)	Quartz (SiO ₂)
Muscovite [KAl ₂ (Si ₃ Al) ₁₀ (OH,F) ₂]	Muscovite [KAl ₂ (Si ₃ Al) ₁₀ (OH,F) ₂]
Calcite (CaCO ₃)	Illite [KAl ₂ (Si ₃ Al)O ₁₀ (OH) ₂]
Dolomite [CaMg(CO ₃) ₂]	

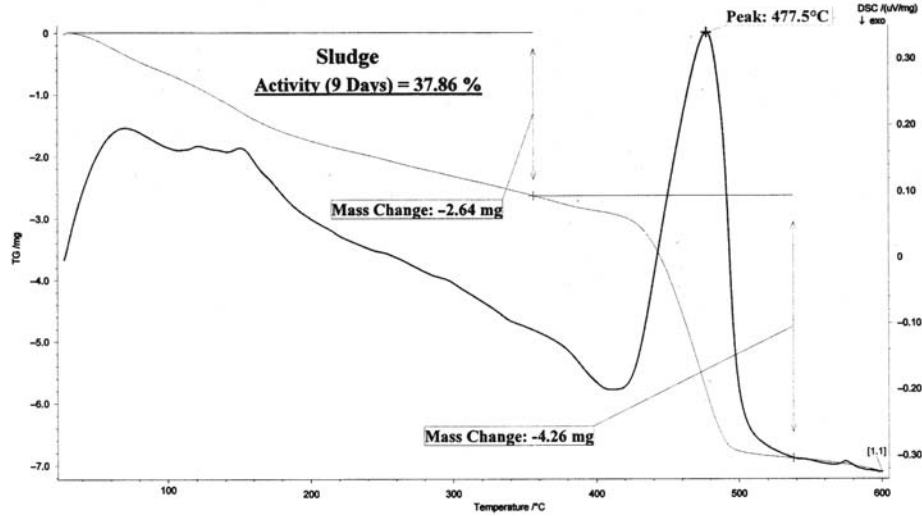


Figure 2. Thermal analysis of the dry sludge.

incorporation below 20% does not have a marked effect on density. As for mixtures with W/C = 0.55, sludge incorporation leads to a concrete density reduction between 2% and 6%. This relates to the fact that sand has a higher density than the sludge ash.

3. Experimental procedures

3.1 Compressive strength

Compressive strength was determined following ASTM C39/C39M. The test was done on 15 × 15 × 15 cm³ specimens. Compressive strength for each mixture was obtained from an average of three cubic specimens determined at the age of 3, 7, 28 and 90 days.

3.2 Flexural strength

The compressive strength was determined following ASTM C78. Compressive strength for each mixture was obtained from an average of three cubic specimens determined at the age of 28 days.

3.3 Capillary water absorption coefficient

The capillary water absorption coefficient was carried out according to C1585 ASTM and using 10 × 10 × 10 cm³ specimens with a 28-day curing age. Preparation of test specimens was done as follows: after drying in an oven at 105°C for 48 h, the specimens were made waterproof along the lateral surface with a fine layer of silicon in order to

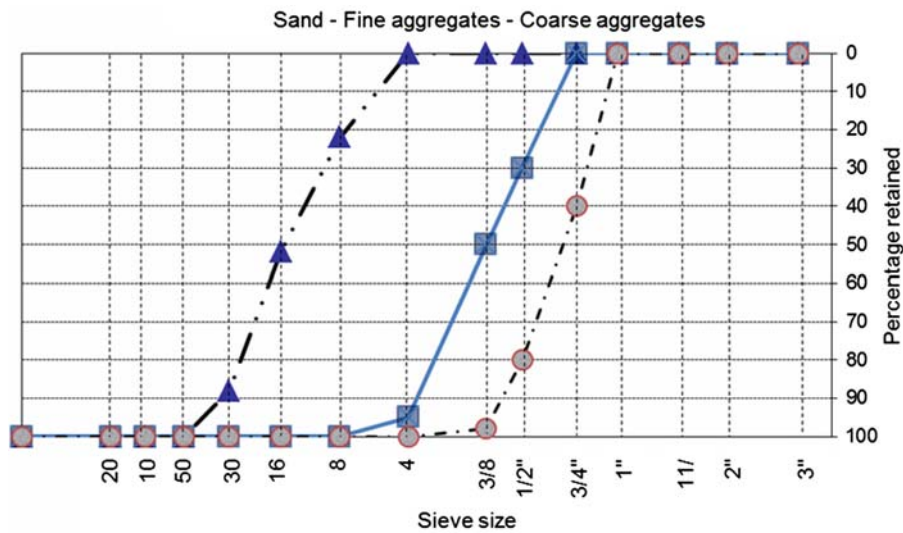


Figure 3. Particle size distribution of aggregates.

Table 4. Concrete mixture proportions per cubic metre of concrete.

Mixtures	Cement (Kg)	Gravel (Kg)	Sand (Kg)	Sludge (Kg)	Super plasticiser (Kg)	Water (l)	
						W/C = 0.55	W/C = 0.45
Control	360	861	852	0	3.6	198	162
SSAC-5	360	861	852	18	3.6	198	162
SSAC-10	360	861	834	36	3.6	198	162
SSAC-20	360	861	798	72	3.6	198	162

reduce water evaporation and guarantee capillary water absorption. The test specimens were then placed inside desiccators, for some hours, to allow hardening of the silicon. The capillary water absorption was obtained from an average of three specimens. The capillary water absorption coefficient corresponds to the slope of the curves representing water absorbed per unit area versus square root of time.

4. Results and discussions

4.1 Compressive strength

Figure 5 shows the results of compressive strength of concrete mixtures with a W/C = 0.55. For a hydration period of 3 days, no significant differences were noticed between the control mixture and the mixtures with 5% and 10% replacements of sand by sludge ash. The mixture with 20% replacement shows a 20% decrease in the compressive strength. Beyond 7 days curing until 28 days, the concrete mixture with a 5% content of sludge ash shows almost no compressive strength loss. Mixtures with 10% sludge ash have a 10% compressive strength loss and similar performance occurs to the concrete mixture with a 20% sludge ash content, meaning that strength loss is proportional to the sludge ash mass replacement. The mixture with 20% sludge ash content shows an increase in the compressive strength with curing time, and at 90 days the strength almost reaches the same compressive strength as the mixture with just 10% sludge ash content. This could be attributed to a minor pozzolanic effect as reported by other authors (Cyr *et al.* 2007) or to the fact that sludge

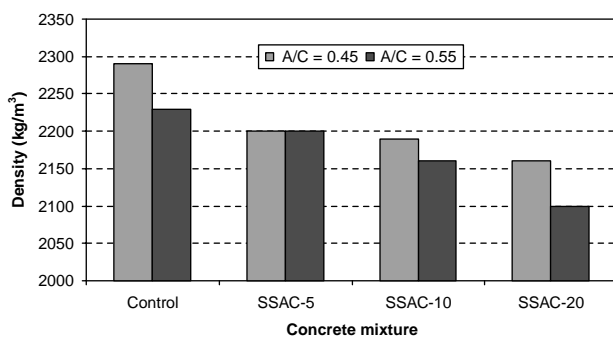


Figure 4. Density of concrete mixtures.

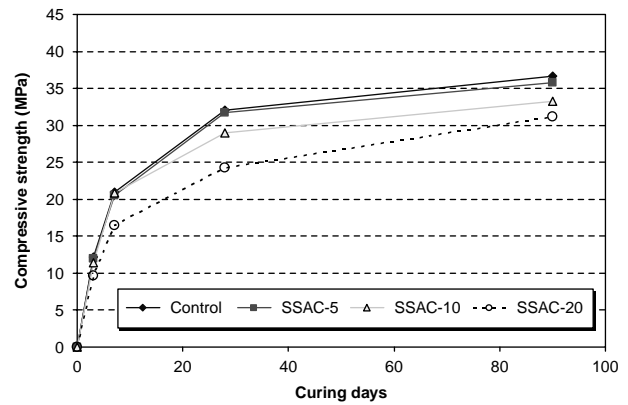


Figure 5. Compressive strength of concrete mixtures with W/C = 0.55.

ash particles could behave like extra sites for the nucleation and growth of hydration products, thus enhancing the overall hydration process (Neville 1997, Moosberg-Bustnes *et al.* 2004, Dyer *et al.* 2011). Results show that concrete mixtures with 5% or even 10% sludge ash show minor compressive strength loss. Even the use of a 20% sludge ash content leads to a compressive strength above 25 MPa for 28 days curing. Figure 6 shows the results of the compressive strength of concrete mixtures with a W/C = 0.45. The results show that the reduction in water leads to an overall increase in compressive strength associated with a denser microstructure. The mixture with

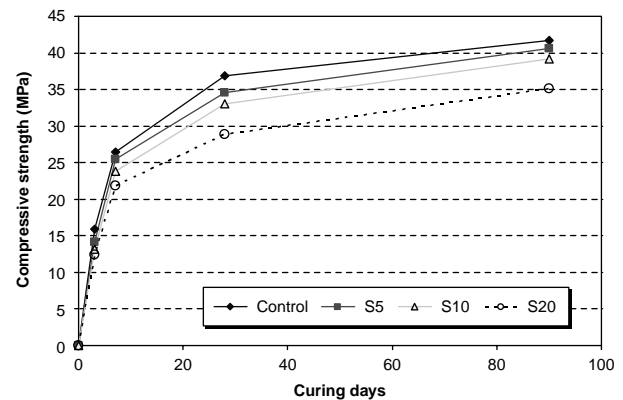


Figure 6. Compressive strength of concrete mixtures with W/C = 0.45.

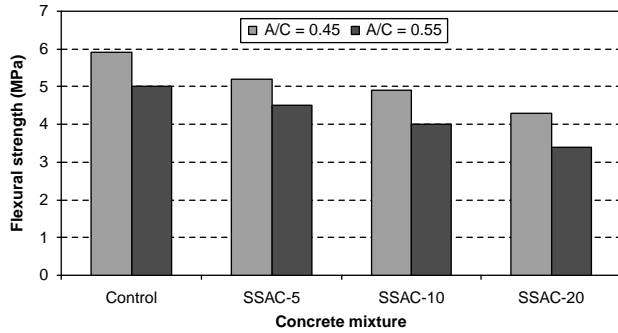


Figure 7. Flexural strength.

a 20% sludge ash content has almost 30 MPa for 28 days curing. For this hydration period, the sludge content influences the compressive strength in a proportional way. This compressive strength level is very promising when compared with the feeble performance obtained by other authors (Valls *et al.* 2004, Yague *et al.* 2005).

4.2 Flexural strength

Figure 7 shows the flexural strength of the several concrete mixtures. Results show that an increase in the sludge content leads to a decrease in flexural strength. The reduction in the W/C ratio leads to denser mixtures and higher flexural strength.

4.3 Capillary water absorption coefficient

Capillary water absorption coefficients are shown in Figure 8. Results show that using a sludge ash content of 5% or even 10% does not change the concrete capillary network. But when a 20% sludge ash content was used, the capillary water absorption coefficient almost doubles. Having said that, one must bear in mind that other authors (Pacheco-Torgal and Gomes 2006) obtain capillary water

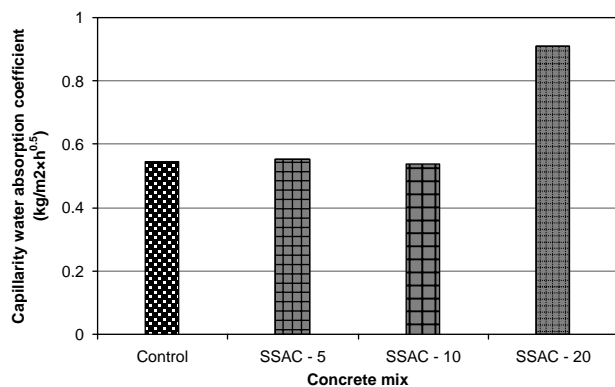


Figure 8. Capillary water absorption coefficients of concrete mixtures with W/C = 0.45.

absorption coefficients between 0.85 and 2.6 kg/m²h^{0.5}, for a plain C20/25 strength class concrete, the most used strength class in Europe (ERMCO 2011). This means that the capillary water absorption coefficient associated with 20% sludge ash mixture has a good capillary water absorption performance.

5. Conclusions

Application of sludge ash of a water treatment plant in concrete was investigated at water to cement ratios of 0.45 and 0.55. The following conclusions were obtained on the basis of the results. Heat treatment is required to remove organic materials from the sludge. Depending on the heating temperature, some changes can be obtained in the crystalline phases. Concrete mixtures with 5% and 10% sludge ash content show minor reductions in the mechanical performance. By increasing the sludge ash content to 20%, a decrease of about 20% in compressive and flexural strengths was obtained. However, concretes containing 20% sludge ash showed acceptable mechanical performance at W/C = 0.45. This sludge ash content leads to an increase in the capillary water absorption coefficient; however, it compares favourably with the performance of a C20/25 strength class concrete. Nevertheless, for safety reasons it would be advisable to use just 10% of sludge ash. SSAC with 10% sludge ash can contribute to a reduction in sludge disposal areas in Iran. With a population of 78 million inhabitants would mean that 0.5 million tons of sewage sludge ash is to be managed each year. This amount could be easily incorporated into the Iranian annual production of 40 million tons of Portland cement concrete. Further investigations on leaching tests and ecotoxic performance are needed to ensure the environmental performance of SSAC. Furthermore, one must realise that the chemical composition of urban wastewater and of the sewage sludge may vary with time to higher heavy metal contents. This means that there is a need for new concrete conformity tests and possibly pre-treatments in order to reduce the heavy metal content.

References

- ASTM C39/C39M, 2005. *Standard test method for compressive strength of cylindrical concrete specimens*. West Conshohocken, PA: ASTM International.
- ASTM C78, 2002. *Standard test method for flexural strength of concrete (using simple beam with third-point loading)*. West Conshohocken, PA: ASTM International.
- ASTM C1585, 2004. *Standard test method for measurement of rate of absorption of water by hydraulic-cement concretes*. West Conshohocken, PA: ASTM International.
- Baeyens, J., and Van Puyvelde, F., 1994. Fluidized bed incineration of sewage sludge: a strategy for the design of the incinerator and the future for incinerator ash utilization. *Journal of Hazardous Materials*, 37, 179–190.

- Bloom, D., 2011. 7 billion and counting. *Science*, 29, 562–569.
- Cioffi, R., Colangelo, F., Montagnaro, F., and Santoro, L., 2011. Manufacture of artificial aggregate using MSWI bottom ash. *Waste Management*, 31, 281–288.
- Chang, Y.-M., *et al.*, 2011. Characteristics of PCDD/F content in fly ash discharged from municipal solid waste incinerators. *Journal of Hazardous Materials*, 192, 521–529.
- Council Directive 2000/76/EC, 2000. Council Directive 2000/76/EC, on waste incineration. O.J.E.C., No. L 332/91, 28.
- Cyr, M., Coutand, P., and Clastres, P., 2007. Technological and environmental behavior of sewage sludge ash (SSA) in cement-based materials. *Cement and Concrete Research*, 37, 1278–1289.
- Davis, R., 1996. The impact of EU and UK environmental pressures on the future of sludge treatment and disposal. *Water and Environmental Journal*, 10, 65–69.
- Dewil, R., Baeyens, J., and Appels, L., 2007. Enhancing the use of waste activated sludge as bio-fuel through selectively reducing its heavy metal content. *Journal of Hazardous Materials*, 144, 703–707.
- Dewil, R., Baeyens, J., and Neyens, E., 2006. Reducing the heavy metal content of sewage sludge by advanced sludge treatment methods. *Environmental Engineering Science*, 23, 994–999.
- Dyer, T., Halliday, J., and Dhir, R., 2011. Hydration chemistry of sewage sludge ash used as a cement component. *Journal of Materials in Civil Engineering*, 23, 648–655.
- ERMCO, 2011. *European ready-mixed concrete industry statistics year 2010. European Commission, disposal and recycling routes for sewage sludge – Part 3: scientific and technical Report*. Luxembourg: ERMCO.
- EUROSTAT, 2005. Available from: <http://epp.eurostat.cec.eu.int>.
- Everaert, K., and Baeyens, J., 2001. Correlation of PCDD/F emissions with operating parameters of municipal solid waste incinerators. *Journal of the Air and Waste Management Association*, 51, 718–724.
- Foladori, P., Gianni, A., and Ziglio, G., 2010. *Sludge reduction technologies in wastewater treatment plants*. London: IWA Publishing.
- Fytli, D., and Zabaniotou, A., 2008. Utilization of sewage sludge in EU application of old and new methods – a review. *Renewable and Sustainable Energy Reviews*, 12, 116–140.
- Glavind, M., and Munch-Petersen, C., 2002. Green concrete: a life cycle approach. In: R. Dhir, T. Dyer and J. Halliday, eds. *Proceedings of the international congress: challenges of concrete construction, sustainable concrete construction*. Dundee, Scotland, 771–786.
- Horiguchi, T., Fujita, R., and Shimura, K., 2011. Applicability of controlled low-strength materials with incinerated sewage sludge ash and crushed-stone powder. *Journal of Materials in Civil Engineering*, 23, 767–771.
- Hwang, I.H., Ouchi, Y., and Matsuto, T., 2007. Characteristics of leachate from pyrolysis residue of sewage sludge. *Chemosphere*, 68, 1913–1919.
- Khatib, J., 2009. *Sustainability of building materials*. Cambridge, UK: Woodhead Publishing in Materials.
- Lundin, M., *et al.*, 2004. Environmental and economic assessment of sewage sludge handling options. *Resource Conservations and Recycling*, 41, 255–278.
- Malerios, O., 2003. Modelling the adsorption of mercury in the flue gas of sewage sludge incineration. *Chemical Engineering Journal*, 96, 197–205.
- Mehta, P.K., 2001. Reducing the environment impact of concrete. Concrete can be durable and environmentally friendly. *Concrete International*, 10, 61–66.
- Meyer, C., 2009. The greening of the concrete industry. *Cement and Concrete Composites*, 31, 601–605.
- Monzo, J., *et al.*, 2003. Reuse of sewage sludge ashes (SSA) in mixture: the effect of SSA on the workability of cement mortars. *Waste Management*, 23, 373–381.
- Moosberg-Bustnes, H., Lagerblad, B., and Forssberg, E., 2004. The function of fillers in concrete. *Materials and Structures*, 37, 74–81.
- Mun, K.J., 2007. Development and test of lightweight aggregate using sewage sludge for nonstructural concrete. *Construction and Building Materials*, 21, 1583–1588.
- Neville, A.M., 1997. *Properties of concrete*. 4th and final ed. Harlow, UK: Pearson Education Limited.
- Pacheco-Torgal, F., and Gomes, J.P., 2006. Influence of physical and geometrical properties of granite and limestone aggregates on the durability of a C20/25 strength class concrete. *Construction and Building Materials*, 20, 1079–1088.
- Rodriguez, N., *et al.*, 2010. Reuse of drinking water treatment plant (DWTP) sludge: characterization and technological behaviour of cement mortars with atomised sludge additions. *Cement and Concrete Research*, 40, 778–786.
- Saikia, N., *et al.*, 2008. Assessment of Pb-slag, MSWI bottom ash and boiler and fly ash for using as a fine aggregate in cement mortar. *Journal of Hazardous Materials*, 154, 766–777.
- Sarkar, S., and Roumain, J., 2003. New cements for sustainability. In: R. Dhir, M. Newlands and L. Csetenyi, eds. *Role of cement science in sustainable development*. London: Thomas Thelford, 45–57.
- Taylor, M., and Gielen, D., 2006. *Energy efficiency and CO₂ emissions from the global cement industry*. Paris, France: International Energy Agency.
- Valls, S., *et al.*, 2004. Physical and mechanical properties of concrete with dry sludge from sewage treatment plant. *Cement Concrete Research*, 34, 2203–2208.
- Van Caneghem, J., *et al.*, 2010. Mass balance for POPs in hazardous and municipal solid waste incinerators. *Chemosphere*, 78, 701–708.
- Van de Velden, M., Smolders, K., and Baeyens, J., 2007. Incineration of sludge. *Bulk Solids Handling*, 27, 32–37.
- Van de Velden, M., *et al.*, 2008. The distribution of heavy metals during fluidized bed combustion of sludge (FBSC). *Journal of Hazardous Materials*, 151, 96–102.
- Wu, K., Shi, H., and Guo, X., 2011. Utilization of municipal solid waste incineration fly ash for sulfoaluminate cement clinker production. *Waste Management*, 31, 2001–2008.
- Yague, A., *et al.*, 2005. Durability of concrete with addition of dry sludge from waste water treatment plants. *Cement and Concrete Research*, 35, 1064–1073.