



UvA-DARE (Digital Academic Repository)

Simultaneous GPS-tracking of parents reveals a similar parental investment within pairs, but no immediate co-adjustment on a trip-to-trip basis

Kavelaars, M.M; Baert, J.M.; Van Malderen, J.; Stienen, E.W.M.; Shamoun-Baranes, J.; Lens, L.; Müller, W.

DOI

[10.1186/s40462-021-00279-1](https://doi.org/10.1186/s40462-021-00279-1)

Publication date

2021

Document Version

Final published version

Published in

Movement Ecology

License

CC BY

[Link to publication](#)

Citation for published version (APA):

Kavelaars, M. M., Baert, J. M., Van Malderen, J., Stienen, E. W. M., Shamoun-Baranes, J., Lens, L., & Müller, W. (2021). Simultaneous GPS-tracking of parents reveals a similar parental investment within pairs, but no immediate co-adjustment on a trip-to-trip basis. *Movement Ecology*, 9, [42]. <https://doi.org/10.1186/s40462-021-00279-1>

General rights

It is not permitted to download or to forward/distribute the text or part of it without the consent of the author(s) and/or copyright holder(s), other than for strictly personal, individual use, unless the work is under an open content license (like Creative Commons).

Disclaimer/Complaints regulations

If you believe that digital publication of certain material infringes any of your rights or (privacy) interests, please let the Library know, stating your reasons. In case of a legitimate complaint, the Library will make the material inaccessible and/or remove it from the website. Please Ask the Library: <https://uba.uva.nl/en/contact>, or a letter to: Library of the University of Amsterdam, Secretariat, Singel 425, 1012 WP Amsterdam, The Netherlands. You will be contacted as soon as possible.

UvA-DARE is a service provided by the library of the University of Amsterdam (<https://dare.uva.nl>)

RESEARCH

Open Access



Simultaneous GPS-tracking of parents reveals a similar parental investment within pairs, but no immediate co-adjustment on a trip-to-trip basis

Marwa M. Kavelaars^{1,2*} , Jan M. Baert^{1,2}, Jolien Van Malderen², Eric W. M. Stienen³, Judy Shamoun-Baranes⁴, Luc Lens² and Wendt Müller¹

Abstract

Background: Parental care benefits the offspring, but comes at a cost for each parent, which in biparental species gives rise to a conflict between partners regarding the within-pair distribution of care. Pair members could avoid exploitation by efficiently keeping track of each other's efforts and coordinating their efforts. Parents may, therefore, space their presence at the nest, which could also allow for permanent protection of the offspring. Additionally, they may respond to their partner's previous investment by co-adjusting their efforts on a trip-to-trip basis, resulting in overall similar parental activities within pairs.

Methods: We investigated the coordination of parental care measured as nest attendance and foraging effort in the Lesser black-backed gull (*Larus fuscus*), a species with long nest bouts that performs extended foraging trips out of sight of their partner. This was achieved by GPS-tracking both pair members simultaneously during the entire chick rearing period.

Results: We found that the timing of foraging trips (and hence nest attendance) was coordinated within gull pairs, as individuals left the colony only after their partner had returned. Parents did not match their partner's investment by actively co-adjusting their foraging efforts on a trip-by-trip basis. Yet, pair members were similar in their temporal and energetic investments during chick rearing.

Conclusion: Balanced investment levels over a longer time frame suggest that a coordination of effort may not require permanent co-adjustment of the levels of care on a trip-to-trip basis, but may instead rather take place at an earlier stage in the reproductive attempt, or over integrated longer time intervals. Identifying the drivers and underlying processes of coordination will be one of the next necessary steps to fully understand parental cooperation in long-lived species.

Keywords: Parental investment, Sexual conflict, Parental coordination, Biologging, Seabirds, Lesser black-backed gulls

Introduction

By caring for their young, parents increase the growth and survival chances of their offspring and benefit from more successful reproduction, but their investment comes at a cost [1]. Parents must hence decide how to

*Correspondence: marwa.kavelaars@gmail.com

¹ Behavioural Ecology and Ecophysiology Group (BECO), University of Antwerp, Universiteitsplein 1, 2610 Antwerp, Belgium
Full list of author information is available at the end of the article



© The Author(s) 2021. **Open Access** This article is licensed under a Creative Commons Attribution 4.0 International License, which permits use, sharing, adaptation, distribution and reproduction in any medium or format, as long as you give appropriate credit to the original author(s) and the source, provide a link to the Creative Commons licence, and indicate if changes were made. The images or other third party material in this article are included in the article's Creative Commons licence, unless indicated otherwise in a credit line to the material. If material is not included in the article's Creative Commons licence and your intended use is not permitted by statutory regulation or exceeds the permitted use, you will need to obtain permission directly from the copyright holder. To view a copy of this licence, visit <http://creativecommons.org/licenses/by/4.0/>. The Creative Commons Public Domain Dedication waiver (<http://creativecommons.org/publicdomain/zero/1.0/>) applies to the data made available in this article, unless otherwise stated in a credit line to the data.

allocate the resources they gather between themselves and their offspring, while additionally coordinating their parental investment with their partner. The latter, however, is not conflict free, as both parents benefit from allocating a greater proportion of care and its associated costs to their partner [1, 2]. Concomitantly, in monogamous species with long-term pair bonds, partners should not overexploit their partner but instead cooperate [3], as they benefit if their partner remains in good condition for future breeding attempts [4].

Parental cooperation and the conflict over within-pair distribution of parental care is the subject of a longstanding and ongoing debate, forming the central framework for a broad range of behavioural studies. Initially, Houston and Davies [5] suggested that parents could simply have a fixed agreement on levels of care, a “sealed bid”, without the need to respond to each other’s investment. However, many studies show otherwise, i.e. parents modify their behaviour in response to their partner’s efforts (reviewed in [6]). Later models allowed parents to adjust levels of parental care to their partner’s investment via some form of behavioural negotiation [7–9]. The consensus of these models is that parents should invest below the most optimal level of care in order to avoid exploitation by their partner (i.e. the costs of negotiation) [7, 8, 10]. More recently, it has also been argued that parents could resolve their conflict via a reciprocal turn-taking strategy, in which parents temporally space visits to the nest in response to visits made by their partner [11]. In birds where both parents incubate eggs and provide food for young, such strategies could occur both at the incubation stage (nest attendance) and nestling stage (food provisioning), thereby minimising conflict [12] and potentially improving reproductive output [13–15]. This requires that partners monitor each other [11, 16], which may be possible in many passerine species that forage in close proximity to the nest, have short time-intervals between their nest visits, and limited variation in prey size. Yet, in most other species, the opportunities for parents to evaluate each other’s contribution is much more limited.

In many seabird species, for example, both partners are involved in parental care [17–19], which entails resource provisioning as well as protection of young. Foraging trips often last several hours to days and visits to the nest are infrequent and often irregular (e.g. [20, 21]), while leaving the nest unattended may increase the risk of predation [22]. Foraging strategies may differ between partners, as individuals of many seabird species are highly specialised on specific prey items or consistently forage in the same areas [23–28]. Given this inter-pair variability in foraging behaviour and the necessity of nest attendance, each parent thus has to adjust its foraging effort and

time allocated to its offspring needs, while also considering the needs of its partner that cannot forage as long as it is protecting the nest.

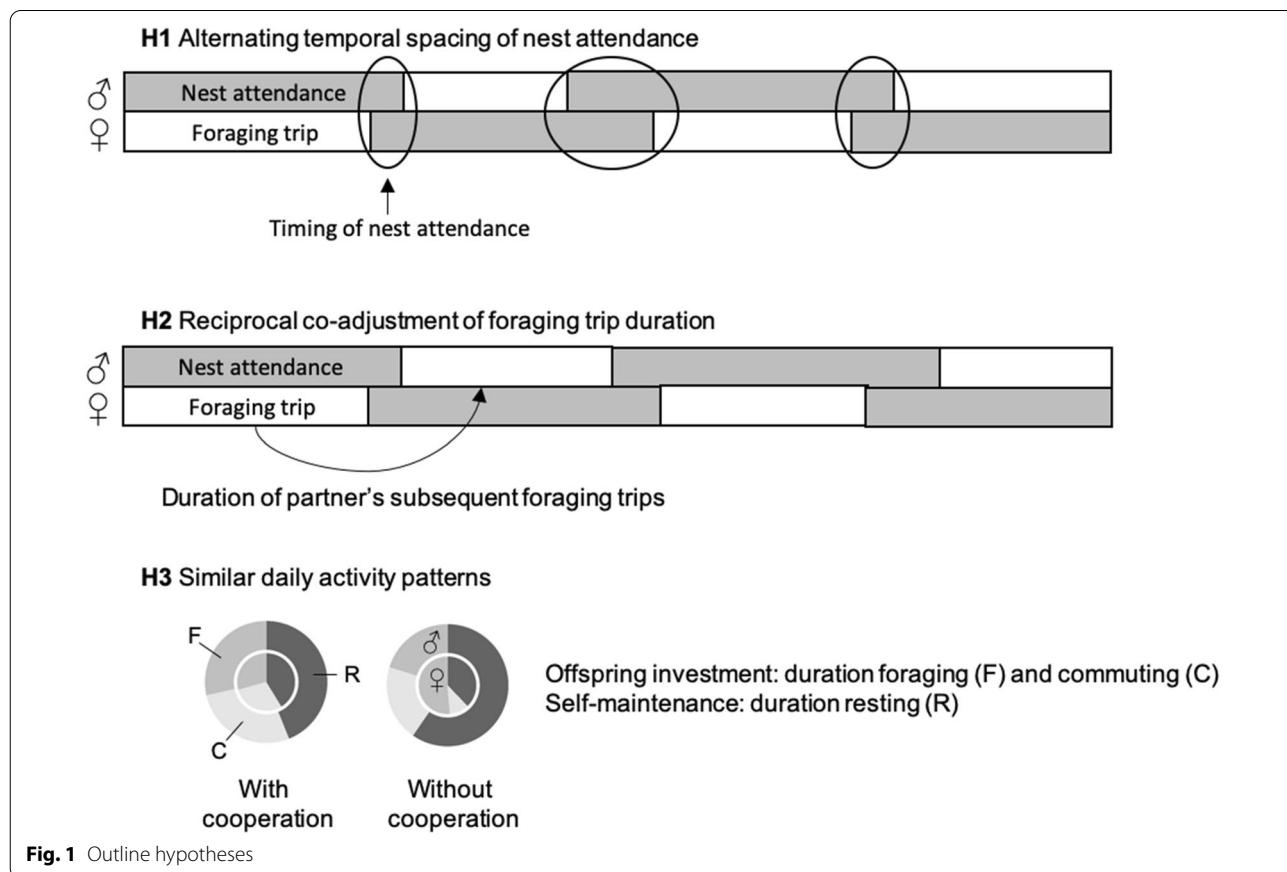
Not much is known about how seabirds coordinate their levels of parental care, as initially studies had to rely on direct nest observations to study the coordination of parental activities such as nest attendance. Direct nest observations are very time intensive, especially in species with long foraging trips that result in widely spaced nest visits, but they provided first evidence for parental coordination. For example, Coulson and Johnson [29] showed that kittiwake (*Rissa tridactyla*) parents tended to remain at the nest until the foraging partner returned. Similar alternating nest visiting sequences have been observed in various other seabird species, both during incubation as well as during the chick rearing period [19, 30, 31]. Even though chicks were more likely to be left alone as they became older (see also [32]), parental nest attendance remained more coordinated than predicted by chance if partners acted independently [29]. Some of the initial technical challenges have in the meanwhile been resolved. Transponder systems that automatically detect individuals in the colony may ease the study of nest attendance, allowing researchers to measure the duration of incubation stints and time away from the nest (e.g. [29, 32]), while additionally enabling them to get a closer look at nest visiting patterns. Using transponders, Tyson et al. [33] found a pattern of foraging trips in Manx shearwaters (*Puffinus puffinus*) that were indicative for within-pair coordination, affirming previous suggestions for coordination in related species [34–36]. With the frequent occurrence of coordination among all these different seabird species, these studies altogether hint at the importance of cooperation between parents. However, they give little insight into how parental efforts are divided between the pair members as an important component, namely the foraging effort, is rarely studied in this context (but see [18, 37]). Observing seabirds during their foraging trips remains difficult, meaning that important information on parental investment that occurs away from the nest is missed.

Biologging provides new opportunities for studying behaviour out of sight, giving insight in both the temporal spacing of nest visits and foraging effort, even in species with extensive foraging trips. High resolution tracking data allow studying, for example, foraging strategies [38–42], diet and habitat use [43–47], making this method suitable for investigating offspring provisioning in great detail [18]. However, without following both parents at the same time, the activities of one of the parents has always been left uncertain. Simultaneously GPS-tracking both parents can provide detailed information about how coordination could be achieved in taxa where

methodological challenges previously precluded detailed studies. Hence, it holds great potential for improving our understanding of parental cooperation.

In this study, we leveraged the advantages of biolog-
ging technology to investigate parental coordination
in a generalist seabird species that performs extended
foraging trips out of sight of their partner (Fig. 1). Spe-
cifically, we simultaneously GPS-tracked Lesser black-
backed gull (*Larus fuscus*) parents during the entire
chick rearing period, which has never been under-
taken in this context before. Lesser black-backed gulls
are central place foragers during the breeding season,
adopting a variety of individual foraging strategies
using agricultural, marine and urban habitats [28, 48,
49]. Daily activity patterns can be assumed to primar-
ily consist of foraging, resting and commuting between
foraging area and colony [50]. First, we quantified the
proportion of time that at least one of the parents was
present at the nest along with the likelihood that a trip
started after the partner arrived in the breeding colony.
We hypothesise that parents will temporally space their
presence at the nest to that of their partner so that a

permanent protection of the offspring is guaranteed (H1). If the coordination of foraging trips is linked to
offspring guarding, we predict that parents will wait
less for each other as the breeding season progresses,
given that chicks become less vulnerable to preda-
tion as they grow older. Second, partners may not only
coordinate their presence at the nest, which they might
achieve by waiting for each other, but partners could
additionally adopt a reciprocal turn-taking strategy.
Besides alternating foraging trips, individuals will then
also respond to their partner’s previous investment by
co-adjusting foraging effort on a trip-to-trip basis (H2).
Thus, we examined whether parents match the duration
of their own foraging trip to the duration of the last for-
aging trip made by the partner. Third, such coordina-
tion of foraging behaviour could result in overall similar
daily activities and possibly equal parental investment
within pairs (H3). To test how parents cooperate, that
is how they share their efforts, we measured how much
time each parent spends foraging, commuting between
breeding and foraging sites, and self-maintenance (time
allocated to resting outside colony), during the entirety
of the chick rearing period.



Materials and methods

Field work: GPS-tracking

In 2015–2017, fieldwork was carried out in the colonies of Vlissingen, the Netherlands (51° 27' N, 3° 42' E), and Zeebrugge, Belgium (51°20' N 3°10' E). We caught 25 pairs (respectively 13 and 12 pairs in Vlissingen and Zeebrugge) of Lesser black-backed gulls on the nest in the second or third week of incubation and deployed UvA-BiTS GPS devices on both partners using a Teflon wing harness (61 × 25 × 10 mm, 13.5 g + 5 g harness; for more detailed information on the UvA-BiTS GPS devices see [51]; for wing harness attachment see [52]). Previous work in Lesser black-backed gulls using the same GPS devices and attachment method, with one or both parents tagged, found no effect of GPS-tracking on offspring growth [53]. Neither were there any carry-over effects to the next breeding season found [54], although this does not exclude potential deleterious effects on specific behavioural traits (e.g. [55]). This biologging system enables remote collection of GPS data, allowing us to follow both parents simultaneously throughout the entire breeding season (and thereafter for different research purposes). GPS fixes were taken every three minutes. In addition, 10 s of 20-Hz accelerometer data were collected simultaneously, so that we could distinguish a number of behaviours (see below). This allowed us to derive the following parameters for our analyses: trip duration (H1, H2, H3), trip distance (H3), flight duration (H3), foraging duration (H3) and self-maintenance (resting outside colony) duration (H3).

As parents may not only respond to the behaviour of the partner, but also to offspring cues, we standardised brood size and offspring demand among the pairs, by letting the focal pairs raise two unrelated chicks. We did this by replacing the complete clutch (modal clutch size is three eggs) of focal gulls by two unrelated pipping eggs 48 h before the moment of hatching. Nests were visited every 2–3 days and monitored until fledging (day 30). Chick mortality was recorded during each visit to define the period of chick rearing and nests were followed until both chicks died or fledged.

Data processing

For the analyses, we only used GPS data collected during the chick-rearing period, i.e. from the moment of egg hatching until the chicks fledged or the breeding attempt failed. Trips may start or end during the night, therefore we also included trips during the dark hours. For each individual, the GPS data were spliced into separate foraging trips that started with the last GPS fix inside the colony boundaries and ended with the first GPS fix inside the colony boundaries. For each foraging trip, the

following parameters were calculated from hatching (day 0) until fledging (day 30) or failure: total distance covered, which is the cumulative point to point distance (total distance in km) and time away from the colony (duration in hours). See Additional file 1: *Supplementary Information* for number of days of tracking for each pair. Trips shorter than 30 min and trips less than 1 km in distance were excluded because resources close to the colony are scarce and it is unlikely that these were foraging trips, based on their short duration and distance.

Behavioural classification

For our research aims, we considered three behaviours of interest: resting, commuting and foraging. A priori we defined resting as all truly inactive behaviour on land or at sea, excluding all apparent inactive behaviour that could be part of a sit-and-wait strategy. The latter could often be readily identified from the presence of active foraging behaviour at the same location. Similarly, commuting flights were defined as those flights in between foraging or resting sites, excluding the straight flights at sea that are typical of birds tracking fishing vessels, which were considered to be part of the foraging strategy. Foraging, thus, comprised all behaviours where birds were either actively foraging or in search of prey items (e.g. tracking a boat or walking on a field).

In order to automatically annotate behaviour to our tracking data, we used a random forest classifier. To this end, annotators were first asked to assign GPS data points on a map to the three possible behaviours (resting, commuting or foraging) based on their expert knowledge in the field and their experience with analysing tracking data. These annotations were highly consistent among the researchers involved. Subsequently, we trained and validated a variety of model structures based on the expert annotated dataset of 128 tracking days for 64 individuals. We randomly selected half of the birds (i.e. 64 days of tracking data on 32 birds) for model training, using the other half exclusively for validation. The model structures comprised of 4 different combinations of input information streams: path geometry (step length and turning angle), path geometry and habitat (Corine land cover categories, [56]), path geometry and body movement (ground speed and classification of the accelerometer profile based on a previously developed classification algorithm, [57]), or all three information streams. In addition, we considered 3 different input window sizes (1, 3, or 5 points) to accommodate information contained in the movement sequences (i.e. a focal and the one or two previous and consecutive points). For these 12 candidate input structures, we first optimised both the number of trees and tree-depth based on half of the individuals, and then validated model predictions based on the other

half of the individuals. The best performing model used a combination of path geometry, habitat and body movement, as well as a moving input window of 3 points. We then calculated the model's accuracy, Cohen's kappa and the sensitivity (i.e. the fraction of correct positive predictions) and specificity (i.e. the number of correctly predicted instances) for each of the three behaviours of interest. The optimal model yielded an average overall accuracy of 83.2% (Cohen's kappa 0.712). Precision/recall for commuting, foraging and resting behaviours were 96/98%, 74/90% and 79/91%, respectively. A full description of our behavioural annotation routine can be found in the Additional file 1.

Statistical analyses

All statistical analyses were performed in R [58]. The R packages *lme4* [59] and *glmmTMB* [60] were used to fit mixed effects models. We report full models following Forstmeier and Schielzeth [61]. Normality and homoscedasticity of model residuals were graphically inspected. Significance was assessed at the 95% confidence level.

Temporal coordination of nest visits

We first tested whether the proportion of time that at least one of the parents was present at the nest, i.e. nest attendance, was higher than expected by chance. As a null model for uncoordinated care we randomised trips and nest bouts [11, 16, 62]. To obtain a distribution of the expected values, this randomisation process was repeated 999 times. Subsequently, the true observed nest attendance was calculated with the GPS trip data, which was compared to the distribution of the expected values created by the randomisation process. We tested whether the observed values were higher than expected (one-tailed test) based on the uncoordinated randomised foraging trips, and we assumed coordination when the observed value was significantly higher than the 95th percentile of the distribution of the expected values. Secondly, we tested whether the proportion of trips that started with the partner present in the colony was higher than expected. We used the same randomisation process to look at the proportion of trips that started with the partner present at the nest. This was done for males and females separately, as well as combining the data of both partners and not taking sex into account.

Furthermore, we tested if coordination of nest visits (nest attendance, the proportion of time that the nest was attended by one of the parents) was affected by offspring age. Nest attendance data were proportional, and therefore a beta regression with a logit link function was used. Couple ID and colony were included as random effects. We additionally tested whether the time duration that individuals spent in the colony in between foraging

trips, i.e. nest bouts, decreased with offspring age by fitting mixed effects models using a gamma distribution with logarithmic link. Besides offspring age (continuous variable), we also included the sex of the parent and the interaction between sex and offspring age as independent variables, and added couple ID, bird ID and colony as random effects.

Trip-to-trip co-adjustment of foraging activities

We investigated whether parents used information regarding their partner's time investment to determine their own levels of parental care, by testing whether they adjusted the duration of their foraging trips to the duration of the last foraging trip made by the partner. A mixed effects model was fitted, with duration of the foraging trip as the response variable predicted by the duration of the last foraging trip of the partner, as well as sex and their interaction. Additionally, bird ID and colony were included as random effects. We used a gamma distribution with logarithmic link, because the data was strictly positive.

Overall co-adjustment: within-pair similarity in daily activities

To investigate similarity in parental investment between partners, we calculated several proxies for energetic investment (total distance covered during a foraging trip and time spent in active flight); time investment (total trip duration and time spent foraging); and self-maintenance (time allocated to resting outside colony). For all parameters, we calculated the within-pair and between-pair dissimilarities using Multiple Response Permutation Procedure (MRPP) with the *vegan* package [63], which was done separately for both study colonies to account for between-colony differences in foraging behaviour. Firstly, the dissimilarity distances between observations of pair members were calculated for all investment parameters. Subsequently, the observations were randomly shuffled amongst the pairs and dissimilarity distances were calculated for random pairs. For each parameter, this permutation procedure was repeated 999 times to get a distribution of average distances for random pairs, which enabled us to get a significance value by assessing the probability of randomly getting a smaller dissimilarity distance than the average distance for the true pairs.

Results

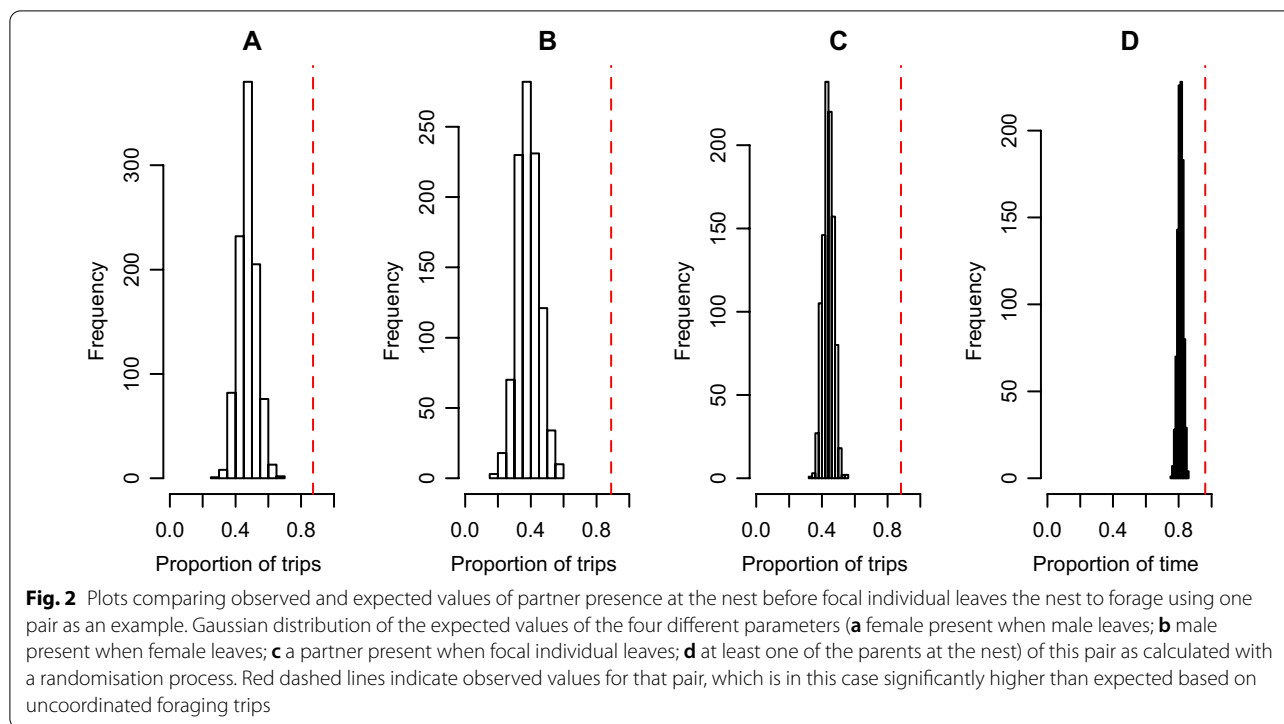
Temporal coordination of nest visits

The proportion of trips that started after the return of the partner to the nest was higher than expected (Table 1, see Fig. 2 for an example of one pair). In males, the observed proportion of trips that started when the partner was

Table 1 Observed and expected values of partner presence at the nest before a focal individual leaves the nest to forage. Observed and expected values were compared for each pair

Pair	Observed proportion			Expected proportion			Difference observed and expected proportion			P value					
	Male	Female	Partner	Attendance	Partner	Attendance	Male	Female	Partner	Attendance	Male	Female	Partner	Attendance	
1	0.655	0.673	0.664	0.843	0.531	0.477	0.504	0.740	0.125	0.196	0.160	0.103	0.01	<0.001	<0.001
2	0.873	0.889	0.881	0.962	0.476	0.385	0.438	0.811	0.397	0.503	0.442	0.151	<0.001	<0.001	<0.001
3	0.840	0.667	0.750	0.879	0.313	0.652	0.502	0.777	0.527	0.015	0.248	0.101	<0.001	0.47	<0.001
4	0.882	0.875	0.878	0.948	0.577	0.447	0.500	0.715	0.306	0.428	0.378	0.233	<0.001	<0.001	<0.001
5	0.736	0.808	0.779	0.914	0.617	0.388	0.497	0.753	0.119	0.419	0.282	0.161	0.01	<0.001	<0.001
6	0.955	0.967	0.963	0.988	0.519	0.259	0.357	0.862	0.436	0.708	0.606	0.126	<0.001	<0.001	<0.001
7	0.926	0.905	0.914	0.972	0.429	0.457	0.445	0.800	0.497	0.448	0.469	0.172	<0.001	<0.001	<0.001
8	0.526	0.667	0.595	0.818	0.582	0.469	0.528	0.717	-0.055	0.198	0.066	0.101	0.86	<0.001	0.03
9	0.864	0.949	0.904	0.954	0.426	0.361	0.394	0.841	0.437	0.587	0.509	0.114	<0.001	<0.001	<0.001
10	0.842	1.000	0.912	0.989	0.512	0.295	0.387	0.832	0.330	0.705	0.524	0.157	<0.001	<0.001	<0.001
11	0.970	0.929	0.951	0.996	0.335	0.309	0.322	0.893	0.635	0.620	0.628	0.103	<0.001	<0.001	<0.001
12	0.800	0.789	0.793	0.983	0.37	0.296	0.323	0.889	0.43	0.493	0.470	0.094	<0.001	<0.001	<0.001
13	0.413	0.607	0.473	0.69	0.694	0.578	0.66	0.573	-0.282	0.029	-0.187	0.117	1	0.36	1
14	0.861	0.809	0.832	0.985	0.31	0.342	0.327	0.892	0.55	0.467	0.505	0.093	<0.001	<0.001	<0.001
15	0.805	0.903	0.846	0.977	0.466	0.387	0.431	0.816	0.339	0.516	0.415	0.162	<0.001	<0.001	<0.001
16	0.943	0.952	0.948	0.979	0.409	0.415	0.412	0.822	0.534	0.537	0.536	0.157	<0.001	<0.001	<0.001
17	0.905	0.942	0.922	0.969	0.404	0.487	0.443	0.797	0.501	0.455	0.479	0.171	<0.001	<0.001	<0.001
18	0.847	0.772	0.801	0.937	0.407	0.359	0.378	0.852	0.441	0.412	0.423	0.084	<0.001	<0.001	<0.001
19	0.846	0.722	0.774	0.907	0.478	0.528	0.508	0.739	0.368	0.194	0.266	0.168	<0.001	<0.001	<0.001
20	0.535	0.635	0.582	0.833	0.561	0.482	0.526	0.722	-0.026	0.153	0.056	0.111	0.7	<0.001	0.02
21	0.974	0.906	0.934	0.999	0.319	0.359	0.342	0.883	0.654	0.547	0.592	0.116	<0.001	<0.001	<0.001
22	0.827	0.980	0.903	0.966	0.523	0.408	0.474	0.777	0.304	0.572	0.429	0.189	<0.001	<0.001	<0.001
23	0.800	0.673	0.752	0.872	0.443	0.548	0.485	0.748	0.357	0.125	0.267	0.124	<0.001	0.02	<0.001
24	0.944	1.000	0.973	0.987	0.559	0.340	0.443	0.804	0.386	0.660	0.529	0.183	<0.001	<0.001	<0.001
25	0.812	0.853	0.84	0.914	0.587	0.264	0.374	0.832	0.226	0.589	0.466	0.082	0.03	<0.001	<0.001
Average	0.815	0.835	0.823	0.9304	0.474	0.412	0.440	0.795	0.341	0.423	0.382	0.135			

P-value of < 0.05 means that the observed value is larger than 95th percentile of distribution of expected values. Differences in observed and expected values are given for each parameter: the proportion of trips started with the female present at the nest while the male leaves (*male*), the proportion of trips started with the male present at the nest while the female leaves (*female*), the proportion of trips started with the partner present when the focal individual leaves (not taking in account sex)(*partner*), and the proportion of time that the nest is attended (at least one of the parents present the nest) (*attendance*)



present in the colony was 0.815, which was on average 34.2% higher than the expected values and was significant for 22 out of 25 pairs. The observed proportion of trips that females started when the partner was present in the colony was 0.834, which was on average 42.3% higher than the expected values and was statistically significant in 23 out of 25 pairs. The proportion of time that at least one of the parents was at the nest (i.e. nest attendance) was on average 0.934 and was 13.5% higher than expected, and significant for all pairs.

Nest bout duration decreased with offspring age for both males and females (-0.0142 ± 0.005 , $t = -2.617$, $p = 0.009$, Table 2, Fig. 3). Similarly, nest attendance (proportion of time that at least one of the parents is present at the nest) decreased with offspring age (-0.040 ± 0.005 , $z = -8.687$, $p < 0.001$, Table 2). See Additional file 1: Fig S3.1 in *Supplementary Information* for data distribution.

Trip-to-trip co-adjustment of foraging activities

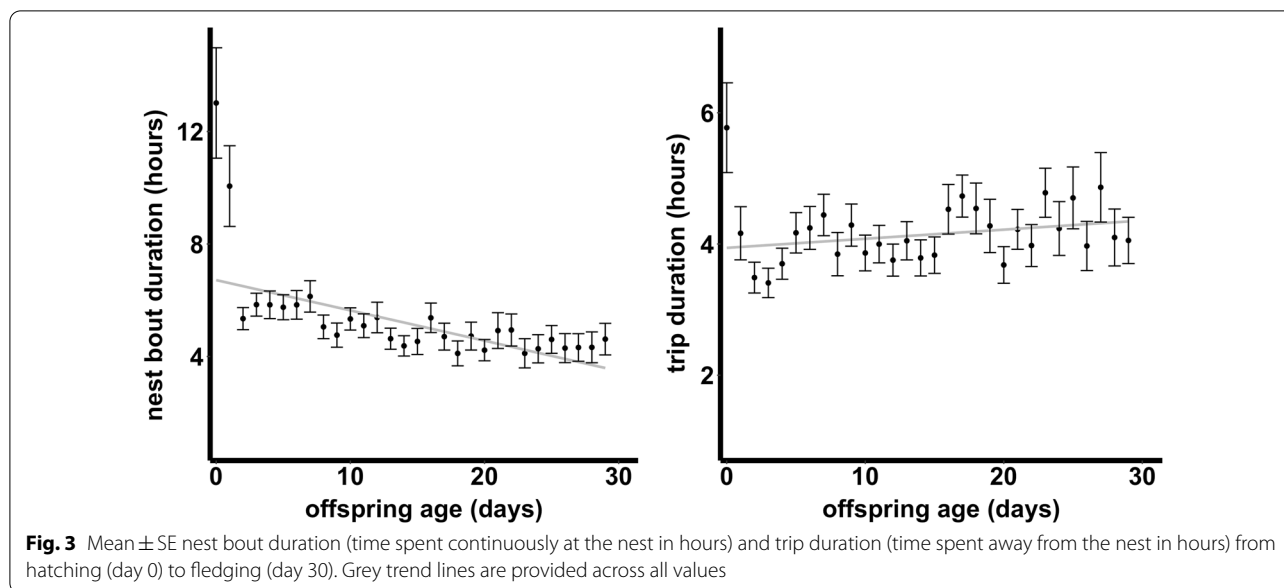
The mean distance of foraging trips was 43.33 ± 0.089 km with a mean duration of 4.39 ± 0.08 h. There was no evidence that individuals adjusted foraging behaviour in terms of foraging time in response to the duration of the preceding trip by their partner, as reflected in the non-significant effect of the preceding trip duration of the partner on the trip duration of the

Table 2 Outcome of mixed effects models of trip duration, nest bout duration and nest attendance (proportion of time that at least one of the parents is present the nest)

	F	d.f	p-value
<i>Trip duration</i>			
Preceding trip duration partner * sex	0.1568	1	0.68
Preceding trip duration partner	0.9132	1	0.385
Sex	0.4539	1	0.521
<i>Nest bout duration</i>			
Offspring age * sex	0.2001	1	0.781
Offspring age	43.217	1	0.009
Sex	14.5944	1	0.159
	χ^2	d.f	p-value
<i>Nest attendance</i>			
Offspring age	75.47	1	<0.001

For trip duration and nest bout duration, a gamma distribution with log transformation was used, while for nest attendance, a beta regression with logit link function was used. The table presents the outcome of the full models. All models included bird ID and colony ID as random effects

focal individual (Table 2). This effect was independent of sex as reflected in the non-significant interaction effect. There was also no effect of sex on trip duration (Table 2).



Overall co-adjustment: within-pair similarity in daily activities

Partners were more similar to each other than to other individuals of the population with regard to the estimates of the energetic and time investment, and in how much time they allocated to self-maintenance (Table 3, significance of $\delta < 0.001$ for all parameters). These levels of investment are visualised in Fig. 4, showing that pair members, in general, invest similarly in offspring provisioning (duration flying and foraging) and self-maintenance (time allocated to resting outside colony).

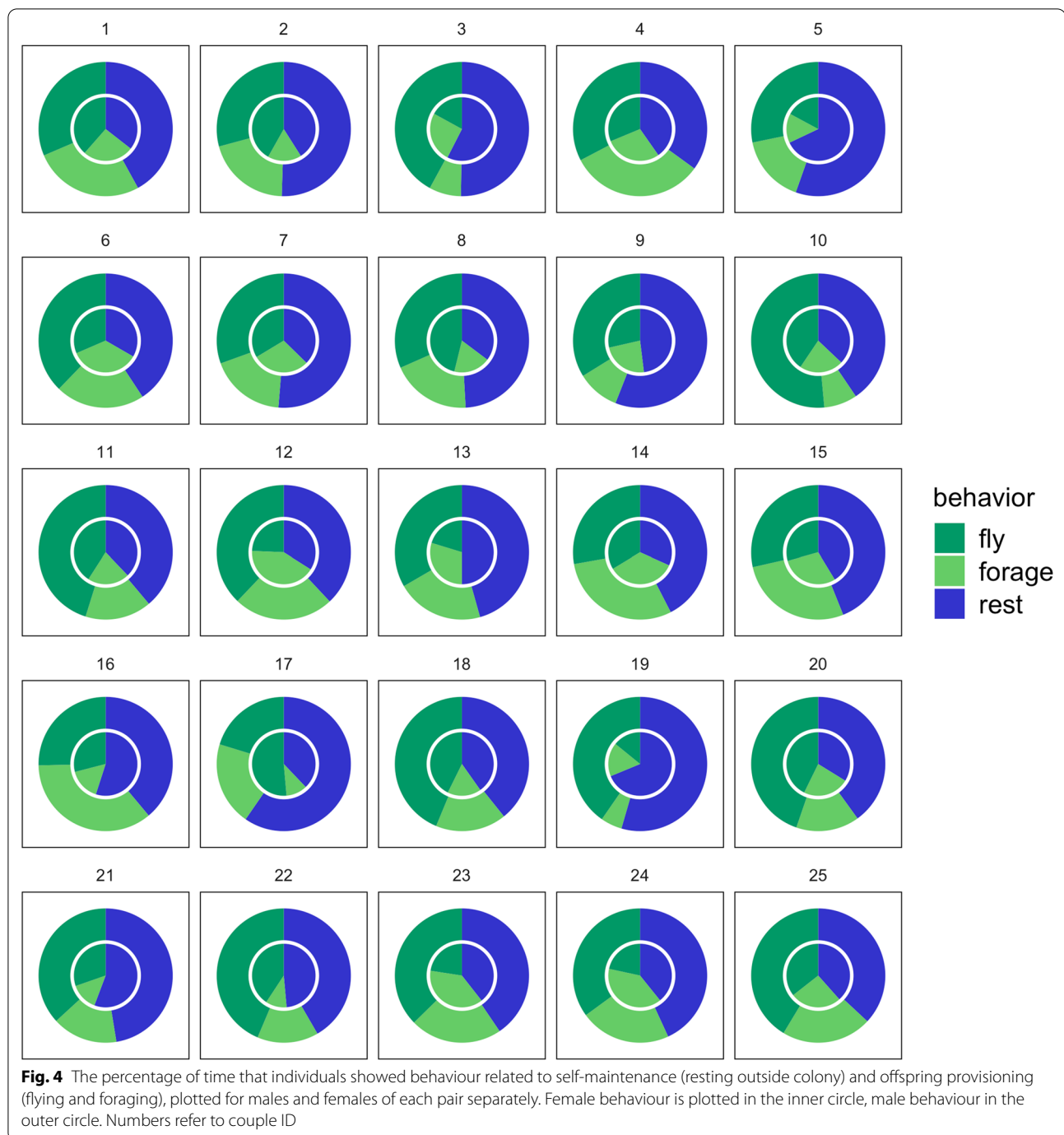
Discussion

Simultaneously tracking the movements and behaviours of Lesser black-backed gull partners provided us with the opportunity to remotely investigate parental coordination during nestling provisioning in a species that forages out of the partner’s sight, for extended periods of time, and over long distances. Birds tended to stay at the nest until their partner returned to the colony, resulting in an alternating, temporally coordinated pattern of foraging trips. We hypothesised that joint presence at the nest may allow individuals to gain

Table 3 Outcome of a Multiple Response Permutation Procedure (MRPP) that was used to calculate the dissimilarities in offspring investment (trip duration, total distance travelled, flying and foraging) and self-maintenance (time allocated to resting outside the colony) within and between pairs

Trip parameters	Within pairs	Between pairs	Observed delta	Expected delta
<i>VL</i>				
Total distance (km)	0.223	0.252	7.133	7.895
Trip duration (h)	0.296	0.368	91.980	108.800
Resting (h)	0.231	0.266	3.117	3.481
Flying (h)	0.300	0.356	2.998	3.435
Foraging (h)	0.454	0.528	2.699	3.273
<i>ZB</i>				
Total distance (km)	0.281	0.301	8.468	9.123
Trip duration (h)	0.349	0.404	96.820	112.000
Resting (h)	0.274	0.292	3.479	3.719
Flying (h)	0.352	0.403	3.264	3.754
Foraging (h)	0.490	0.538	3.395	3.849

Dissimilarities are calculated separately for the two colonies [Vlissingen: VL (N = 12 pairs), Zeebrugge: ZB (N = 13 pairs)]. Observed delta is the overall weighted mean of group mean distances. Expected delta is the mean of original dissimilarities, under the null hypothesis of no group structure. Significance of delta is < 0.001 for all parameters



information on their partner's previous effort to match their own foraging activity. However, we did not find evidence for a trip-to-trip co-adjustment. Intriguingly, when considering the entire chick rearing period, pair members were all in all more similar to each other than to other colony members in their daily activities including foraging, indicating that parental care is nevertheless aligned within pairs.

Out of sight of the partner, but well-coordinated

Much of the foraging behaviour during the chick rearing phase is performed out of sight from the partner, as gulls—similar to most seabird species—travel long distances to reach their foraging grounds [64–67]. Consequently, parents can only get information on their partner's parental investment at the nest [68] and should therefore meet at the nest between foraging trips. We

found that parents normally encountered each other at the nest in between foraging trips, which is unlikely to happen if their behaviour was uncoordinated, given their lengthy foraging trips. Thus, partners responded to each other's behaviour. Still, the question remains whether partners coordinate their contribution to care, or whether waiting for each other also serves other functions, e.g. to protect offspring from predation [69]. If the coordination of foraging trips is related to offspring guarding, it could be expected that parents wait less for each other as the breeding season progresses, since the chicks become less vulnerable to predation with increasing age [70–72]. At the same time, the offspring requirements become more demanding [73, 74] and parents may face difficulties in providing the required amount of food, especially when having to wait for the return of the partner [75]. We, indeed, found that the time parents spent at the nest in between foraging trips decreased with increasing offspring age (Fig. 3, see also [31, 34]). Note how the nest bout duration is particularly long in the first two days after hatching, as the chicks presumably need continuous brooding at this stage. The increasing proportion of time that the nest is unattended with offspring age furthermore suggests that the protection against predation could be a key driver of parental coordination in this species.

Trip-to-trip negotiation about the levels of investment?

Above we argued that parents may have to change their nest attendance strategy over time as they have to provide less protection and more food to their offspring. Yet, at the same time, trust in the partner's willingness to contribute to care may have grown [10], so that it becomes less relevant that parents encounter each other to co-adjust foraging activities. Previously, coordination of offspring provisioning, e.g. by synchronising [76] or alternating foraging trips [11, 16, 62] has been shown to promote equality in parental care as well as the resolution of sexual conflict [11, 12]. Thus, our findings could still be in line with the hypothesis that by alternating their foraging trips, parents could monitor each other's efforts and potentially co-adjust their own provisioning behaviour accordingly [7, 10, 11, 16, 62, 77].

However, contrary to our expectations for a reciprocal turn-taking strategy and unlike many other species [11, 16, 62], Lesser black-backed gull parents did not match their own foraging activity to that of their partner on a trip-to-trip basis (Table 2). So, while they have information about their partner's trip duration, they may use other cues to balance their efforts, e.g. visually inspect food transfer to the offspring. But not all food brought back to the nest is regurgitated directly after return

(pers. observation), and the gulls might thus not be able to accurately estimate their partner's effort before leaving the nest. Additionally, they may not know how much effort went into collecting food for the offspring. Parents could still use indirect information to estimate the partner's investment via offspring begging and adjust their parental efforts accordingly (e.g. [77–81]). However, this requires the parent to know its own previous investment, how much time elapsed during which the partner should have fed, and estimate how much the partner has fed. And to further complicate matters, offspring may exaggerate their need in order to trigger parents to provide more care [82]. Moreover, if food availability is fluctuating, a single foraging trip may be less informative, and if the number of foraging trips per day is limited, any misconceived co-adjustment would have a very strong impact. Thus, in gulls and many other seabirds, a trip-by-trip co-adjustment is unlikely to be adaptive. This might be less problematic in passerines with high visit rates and limited variation in prey size, species that took the central stage when studying turn-taking strategies [11, 16]. Consequently, our current understanding of parental coordination might be biased, at least to some extent.

Balanced efforts all in all: within-pair similarity

Furthermore, we assessed whether partners co-adjusted reproductive investment during the chick rearing period by comparing their daily activities, such as foraging, commuting and self-maintenance (time allocated to resting outside colony). We hypothesised that if partners coordinated their care and co-adjusted their reproductive investment, this should result in similar daily activities. We found that pair members were indeed more similar to each other than to other individuals of the population in both time investment (duration of trips, time spent foraging) and effort (distance travelled, time spent flying) (Table 3, Fig. 4). Parents did not seem to burden their partner with a greater proportion of the costs of parental care. Instead, pair members spent an equal amount of time on offspring provisioning (foraging and flying) and self-maintenance (resting). This is in line with a number of studies in seabirds and other taxa [83–87] that suggest that both sexes tend to invest equally during the early phase of reproduction. However, one needs to bear in mind that the costs of foraging might differ between pair members because of slight size differences related to sexual dimorphism in this species or due to other quality differences [88]. It would, therefore, be interesting to investigate how individual differences in space use influence the similarity in

parental investment. In our study colony, we previously demonstrated that gull pairs that evenly distribute their care during incubation were more successful in raising offspring than pairs with a greater disparity in early reproductive investment [89]. This suggests, in combination with the findings of our current study, that a parental strategy is favoured in which pair members coordinate their efforts.

How pair members adjust their investment during offspring provisioning remains to be elucidated, as we did not find any indication of a reciprocal turn-taking strategy (see above). Negotiation about the levels of care may have already taken place at an earlier point during the reproductive attempt [5]. Previous studies have found evidence for consistency and equality in the distribution of parental care during incubation [85, 89] and demonstrated that the division of care during the early reproductive phase is maintained throughout the breeding attempt [90]. The negotiation about the care levels might thus start well before the beginning of reproduction or even go back to previous breeding events [4, 91].

For the interpretation of our results, it is also important to consider that pair members respond to a shared environment, i.e. chicks having the same demand and hunger levels [92, 93]. Thereby, they may unintentionally distribute their parental efforts equivalently [69]. Furthermore, similarity in daily activities within pairs may be the result of assortative mating, as through mate choice, individuals may end up with similar-quality partners [94, 95].

Conclusions

We found that the staging of foraging trips during offspring provisioning was well coordinated within pairs, and foraging efforts were matched within pairs, even though we did not find evidence for a direct, active co-adjustment on a trip-by-trip basis. Not instantly co-adjusting their foraging trip to their partner's effort seems to indicate that parental cooperation does not require constant negotiation. This could be adaptive if information on the partner's effort is unreliable or difficult to assess within short time frames, or if resource availability and thus foraging success is variable. It also implies that if parents negotiate about their respective contribution to parental care, this must take place at an earlier stage in the reproductive attempt and pair members continue to invest at the same level thereafter. Identifying the drivers and underlying processes of coordination and the equality in care levels will be one of the next necessary steps to fully understand parental cooperation in long-lived species.

Supplementary Information

The online version contains supplementary material available at <https://doi.org/10.1186/s40462-021-00279-1>.

Additional file 1. Supplementary Information.

Acknowledgements

We thank Hans Matheve, Nastazja Tylzanowski, Aurélie Dailedouze, Jorn Suijkerbuijk, and Sergio Delgado Acero for their support in the field, and we are grateful to Roland-Jan Buijs for the ringing effort in Vlissingen. We also thank the Port of Zeebrugge and Zeeland Seaports for their permission to access the port, and COVRA, EPZ, Pacorini, and Van Citters Beheer BV for access to their sites.

Authors' contributions

MMK, LL and WM conceived the ideas and designed methodology. MMK and EWMS collected the data. MMK, JMB and JVM analysed the data. MMK led the writing of the manuscript. All authors contributed critically to the drafts and gave final approval for publication.

Funding

This work was supported by the Research Foundation Flanders (FWO id: 11Z1716N, 12R7619N and G0E1614N), and makes use of data and infrastructure provided by VLIZ and INBO, which was also funded by Research Foundation Flanders as part of the Belgian contribution to LifeWatch. UvA-BiTS studies are facilitated by infrastructures for e-Ecology, developed with support of NLeSC and LifeWatch and carried out on the Dutch national e-infrastructure with the support of SURF Cooperative.

Availability of data and materials

The dataset supporting the conclusions of this article is available on <https://doi.org/10.5281/zenodo.5213704>.

Declarations

Ethical approval

All procedures performed in this study have been approved by the ethical committee of the University of Antwerp (file number 2013-73) and the ethical committee of the University of Groningen (file number 6986/6986A).

Consent for publication

Not applicable.

Competing interests

The authors declare that they have no competing interests.

Author details

¹Behavioural Ecology and Ecophysiology Group (BECO), University of Antwerp, Universiteitsplein 1, 2610 Antwerp, Belgium. ²Terrestrial Ecology Unit (TEREC), Ghent University, K.L. Ledeganckstraat 35, 9000 Ghent, Belgium. ³Research Institute for Nature and Forest (INBO), Havenlaan 88, 1000 Brussels, Belgium. ⁴Theoretical and Computational Ecology, IBED, University of Amsterdam, P.O. Box 94240, 1090 GE Amsterdam, The Netherlands.

Received: 27 March 2021 Accepted: 10 August 2021

Published online: 21 August 2021

References

1. Trivers RL. Parental investment and sexual selection. *Sex Sel descent man.* 1972.
2. Royle NJ, Hartley IR, Parker GA. Sexual conflict reduces offspring fitness in zebra finches. *Nature.* 2002;416:733–6.
3. Griffith SC. Cooperation and coordination in socially monogamous birds: moving away from a focus on sexual conflict. *Front Ecol Evol.* 2019;7:1–15.
4. Black JM. Pair bonds and partnerships. *Oxford Ornithol Ser Oxford University Press.* 1996;6:3–20.

5. Houston AI, Davies NB. The evolution of cooperation and life-history in the dunnock. *Behav Ecol*. 1985;4:71–87.
6. Harrison F, Barta Z, Cuthill I, Székely T. How is sexual conflict over parental care resolved? A meta-analysis. *J Evol Biol*. 2009;22:1800–12.
7. McNamara JM, Gasson CE, Houston AI. Incorporating rules for responding into evolutionary games. *Nature*. 1999;401:368–71.
8. McNamara JM, Houston AI, Barta Z, Osorno JL. Should young ever be better off with one parent than with two? *Behav Ecol*. 2003;14:301–10.
9. Houston AI, Székely T, McNamara JM. Conflict between parents over care. *Trends Ecol Evol*. 2005;20:33–8.
10. Lessells CM, McNamara JM. Sexual conflict over parental investment in repeated bouts: negotiation reduces overall care. *Proc R Soc B Biol Sci*. 2012;279:1506–14.
11. Johnstone RA, Manica A, Fayet AL, Stoddard MC, Rodriguez-Girones MA, Hinde CA, et al. Reciprocity and conditional cooperation between great tit parents. *Behav Ecol*. 2014;25:216–22.
12. Baldan D, Griggio M. Pair coordination is related to later brood desertion in a provisioning songbird. *Anim Behav Elsevier Ltd*. 2019;156:147–52.
13. Mariette MM, Griffith SC. Nest visit synchrony is high and correlates with reproductive success in the wild Zebra finch *Taeniopygia guttata*. *J Avian Biol*. 2012;43:131–40.
14. Mariette MM, Griffith SC. The adaptive significance of provisioning and foraging coordination between breeding partners. *Am Nat*. 2015;185:270–80.
15. Prior NH. What's in a moment: what can be learned about pair bonding from studying moment-to-moment behavioral synchrony between partners? *Front Psychol*. 2020;11:1–19.
16. Bebbington K, Hatchwell BJ. Coordinated parental provisioning is related to feeding rate and reproductive success in a songbird. *Behav Ecol*. 2016;27:652–9.
17. Weimerskirch H, Mougey T, Hindermeier X. Foraging and provisioning strategies of black-browed albatrosses in relation to the requirements of the chick: natural variation and experimental study. *Behav Ecol*. 1997;8:635–43.
18. Shoji A, Aris-brosou S, Fayet A, Padget O, Perrins C, Guilford T. Dual foraging and pair coordination during chick provisioning by Manx shearwaters: empirical evidence supported by a simple model. *J Exp Biol*. 2015;218:2116–23.
19. Wojczulanis-Jakubas K, Araya-Salas M, Jakubas D. Seabird parents provision their chick in a coordinated manner. *PLoS ONE*. 2018;13:1–13.
20. Hamer KC, Nicholson LW, Hill JK, Wooller RD, Bradley JS. Nestling obesity in procellariiform seabirds: temporal and stochastic variation in provisioning and growth of short-tailed shearwaters *Puffinus tenuirostris*. *Oecologia*. 1997;112:4–11.
21. Furness RW, Todd CM. Diets and feeding of Fulmars *Fulmarus glacialis* during the breeding season: a comparison between St Kilda and Shetland colonies. *Ibis (Lond 1859)*. John Wiley & Sons, Ltd; 2008;126:379–87.
22. Conway CJ, Martin TE. Evolution of passerine incubation behavior: influence of food, temperature, and nest predation. *Evolution (NY)*. 2000;54:670–85.
23. Mattern T, Ellenberg U, Houston DM, Davis LS. Consistent foraging routes and benthic foraging behaviour in yellow-eyed penguins. *Mar Ecol Prog Ser*. 2007;343:295–306.
24. Phillips RA, Lewis S, González-Solís J, Daunt F. Causes and consequences of individual variability and specialization in foraging and migration strategies of seabirds. *Mar Ecol Prog Ser*. 2017;578:117–50.
25. Miller PI, Votier SC, Wakefield ED, Davies RD, Hamer KC, Bodey TW, et al. Long-term individual foraging site fidelity—why some gannets don't change their spots. *Ecology*. 2015;96:3058–74.
26. Borrmann RM, Phillips RA, Clay TA, Garthe S. High foraging site fidelity and spatial segregation among individual great black-backed gulls. *J Avian Biol*. 2019;50:1–10.
27. Sotillo A, Baert JM, Müller W, Stienen EWM, Soares AMVM, Lens L. Time and energy costs of different foraging choices in an avian generalist species. *Mov Ecol*. 2019;7:1–11.
28. Kavelaars MM, Baert JM, Stienen EWM, Shamoun-Baranes J, Lens L, Müller W. Breeding habitat loss reveals limited foraging flexibility and increases foraging effort in a colonial breeding seabird. *Mov Ecol*. 2020;8:45.
29. Coulson JC, Johnson MP. The attendance and absence of adult Kittiwakes *Rissa tridactyla* from the nest site during the chick stage. *Ibis (Lond 1859)*. 1993;135:372–8.
30. Takahashi LS, Storey AE, Wilhelm SI, Walsh CJ. Turn-taking ceremonies in a colonial seabird: does behavioral variation signal individual condition? *Auk*. 2017;134:530–41.
31. Storey AE, Wilhelm SI, Walsh CJ. Negotiation of parental duties in chick-rearing common murre (Uria aalge) in different foraging conditions. *Front Ecol Evol*. 2020;7:1–11.
32. Cadiou B, Monnat JY. Parental attendance and squatting in the Kittiwake *Rissa tridactyla* during the rearing period. *Bird Study*. 1996;43:164–71.
33. Tyson C, Kirk H, Fayet A, Shoji A, Freeman R, Dean B, et al. Coordinated provisioning in a dual foraging pelagic seabird. *Anim Behav Elsevier Ltd*. 2017;132:73–9.
34. Congdon BC, Krockenberger AK, Smithers BV. Dual-foraging and coordinated provisioning in a tropical Procellariiform, the wedge-tailed shearwater. *Mar Ecol Prog Ser*. 2005;301:293–301.
35. Booth AM, Minot EO, Fordham RA, Imber MJ. Co-ordinated food provisioning in the Little Shearwater *Puffinus assimilis haurakiensis*: A previously undescribed foraging strategy in the Procellariidae. *Ibis (Lond 1859)*. 2000;142:144–6.
36. Taylor G, Cockburn S, Palmer D, Liddy P. Breeding activity of chatham island taiko (*pterodroma magentae*) monitored using PIT tag recorders. *N Z J Ecol*. 2012;36.
37. Patrick SC, Corbeau A, Réale D, Weimerskirch H. Coordination in parental effort decreases with age in a long-lived seabird. *Oikos*. 2020;oik.07404.
38. Patrick SC, Bearhop S, Grémillet D, Lescoërl A, Grecian WJ, Bodey TW, et al. Individual differences in searching behaviour and spatial foraging consistency in a central place marine predator. *Oikos*. 2014;123:33–40.
39. Camphuysen CJ, Shamoun-Baranes J, Van Loon EE, Bouten W. Sexually distinct foraging strategies in an omnivorous seabird. *Mar Biol*. Springer Berlin Heidelberg; 2015;162:1417–28.
40. van den Bosch M, Baert JM, Müller W, Lens L, Stienen EWM. Specialization reduces foraging effort and improves breeding performance in a generalist bird. *Behav Ecol*. 2019;30:792–800.
41. Weimerskirch H, Gault A, Chérel Y. Prey distribution and patchiness: Factors in foraging success and efficiency of Wandering Albatrosses. *Ecology*. 2005;86:2611–22.
42. Connors MG, Hazen EL, Costa DP, Shaffer SA. Shadowed by scale: Subtle behavioral niche partitioning in two sympatric, tropical breeding albatross species. *Mov Ecol*. 2015;3:1–20.
43. Alonso H, Granadeiro JP, Paiva VH, Dias AS, Ramos JA, Cattri P. Parent-offspring dietary segregation of Cory's shearwaters breeding in contrasting environments. *Mar Biol*. 2012;159:1197–207.
44. Isaksson N, Evans TJ, Shamoun-Baranes J, Åkesson S. Land or sea? Foraging area choice during breeding by an omnivorous gull. *Mov Ecol*. 2016;4:1–14.
45. Shaffer SA, Cockerham S, Warzybok P, Bradley RW, Jahncke J, Clatterbuck CA, et al. Population-level plasticity in foraging behavior of western gulls (*Larus occidentalis*). *Mov Ecol*. 2017;5:27.
46. Garthe S, Schwemmer P, Paiva VH, Corman AM, Fock HO, Voigt CC, et al. Terrestrial and marine foraging strategies of an opportunistic seabird species breeding in the wadden sea. *PLoS ONE*. 2016;11:1–19.
47. Fuirsi M, Veit RR, Hahn M, Dheilly N, Thorne LH. Effects of urbanization on the foraging ecology and microbiota of the generalist seabird *Larus argentatus*. *PLoS One*. 2018;13:e0209200.
48. Stienen EWM, Desmet P, Aelterman B, Courtens W, Feys S, Vanermen N, et al. GPS tracking data of Lesser Black-backed Gulls and Herring Gulls breeding at the southern North Sea coast. *Zookeys*. 2016;555:115–24.
49. Baert JM, Stienen EWM, Verbruggen F, Van de Weghe N, Lens L, Müller W. Context-dependent specialisation drives temporal dynamics in intra- and inter-individual variation in foraging behaviour within a generalist bird population. *Oikos*. 2021;1–12.
50. Camphuysen CJ. A historical ecology of two closely related gull species (Laridae). *Rijksuniversiteit Groningen*; 2013.
51. Bouten W, Baaij EW, Shamoun-Baranes J, Camphuysen KCJ. A flexible GPS tracking system for studying bird behaviour at multiple scales. *J Ornithol*. 2013;154:571–80.
52. Thaxter CB, Ross-Smith VH, Clark JA, Clark NA, Conway GJ, Marsh M, et al. A trial of three harness attachment methods and their suitability for long-term use on Lesser Black-backed Gulls and Great Skuas. *Ringed Migr Taylor & Francis*. 2014;29:65–76.
53. Kavelaars MM, Stienen E, Matheve H, Buijs R-J, Lens L, Müller W. GPS tracking during parental care does not affect early offspring development

- in lesser black-backed gulls. *Mar Biol.* Springer Berlin Heidelberg; 2018;165:1–8.
54. Thaxter CB, Ross-Smith VH, Clark JA, Clark NA, Conway GJ, Masden EA, et al. Contrasting effects of GPS device and harness attachment on adult survival of Lesser Black-backed Gulls *Larus fuscus* and Great Skuas *Stercorarius skua*. *Ibis (Lond 1859)*. 2016;158:279–90.
 55. Chivers LS, Hatch SA, Elliott KH. Accelerometry reveals an impact of short-term tagging on seabird activity budgets. *Condor*. 2016;118:159–68.
 56. European Environment Agency. CORINE Land Cover. 2016.
 57. Shamoun-Baranes J, Bouten W, Van Loon EE, Meijer C, Camphuysen CJ. Flap or soar? How a flight generalist responds to its aerial environment. *Philos Trans R Soc B Biol Sci*. 2016;371.
 58. R Development Core Team. R Development Core Team. *R A Lang Environ Stat Comput*. 2018;
 59. Bates D, Mächler M, Bolker B, Walker S. Fitting Linear Mixed-Effects Models Using lme4. *J Stat Softw*. 2015;67:1–48.
 60. Brooks ME, Kristensen K, van Benthem KJ, Magnusson A, Berg CW, Nielsen A, et al. glmmTMB balances speed and flexibility among packages for zero-inflated generalized linear mixed modeling. *R J*. 2017;9:378–400.
 61. Forstmeier W, Schielzeth H. Cryptic multiple hypotheses testing in linear models: Overestimated effect sizes and the winner's curse. *Behav Ecol Sociobiol*. 2011;65:47–55.
 62. Savage JL, Browning LE, Manica A, Russell AF, Johnstone RA. Turn-taking in cooperative offspring provisioning: by-product of individual provisioning behaviour or active response rule? *Behav Ecol Sociobiol. Behavioral Ecology and Sociobiology*; 2017;71.
 63. Oksanen J, Blanchet FG, Friendly M, Kindt R, Legendre P, McGlenn D, et al. *vegan: Community Ecology Package*. 2019.
 64. Gaston AJ. *Seabirds: a natural history*. Yale University Press; 2004.
 65. Yoda K, Tomita N, Mizutani Y, Narita A, Niizuma Y. Spatio-temporal responses of black-tailed gulls to natural and anthropogenic food resources. *Mar Ecol Prog Ser*. 2012;466:249–59.
 66. Spelt A, Williamson C, Shamoun-Baranes J, Shepard E, Rock P, Windsor S. Habitat use of urban-nesting lesser black-backed gulls during the breeding season. *Sci Rep*. 2019;9:10527.
 67. Navarro J, Grémillet D, Ramirez FJ, Afán I, Bouten W, Forero MG. Shifting individual habitat specialization of a successful predator living in anthropogenic landscapes. *Mar Ecol Prog Ser*. 2017;578:243–51.
 68. Wachtmeister CA. Display in monogamous pairs: A review of empirical data and evolutionary explanations. *Anim Behav*. 2001;61:861–8.
 69. Ihle M, Pick JL, Winney IS, Nakagawa S, Burke T. Measuring up to reality: Null models and analysis simulations to study parental coordination over provisioning offspring. *Front Ecol Evol*. 2019;7:1–15.
 70. Drent R, Daan S. The prudent parent: energetic adjustments in avian breeding. *Ardea*. 1980;68:225–52.
 71. Bukacinski D, Bukacinska M, Spaans A. L. Experimental evidence for the relationship between food supply, parental effort and chick survival in the lesser black backed gull *Larus fuscus*. *Ibis (Lond 1859)*. 1998;140:422–30.
 72. Robertson GS, Bolton M, Monaghan P. Parental resource allocation among offspring varies with increasing brood age in Black-legged Kittiwakes *Rissa tridactyla*. *Bird Study Taylor & Francis*. 2015;62:303–14.
 73. Pelletier K, Oedewaldt C, Westneat DF. Surprising flexibility in parental care revealed by experimental changes in offspring demand. *Anim Behav Elsevier Ltd*. 2016;122:207–15.
 74. Wiebe KL, Slagsvold T. Prey size increases with nestling age: Are provisioning parents programmed or responding to cues from offspring? *Behav Ecol Sociobiol*. 2014;68:711–9.
 75. Lewis S, Schreiber EA, Daunt F, Schenk GA, Wanless S, Hamer KC. Flexible foraging patterns under different time constraints in tropical boobies. *Anim Behav*. 2004;68:1331–7.
 76. van Rooij EP, Griffith SC. Synchronised provisioning at the nest: parental coordination over care in a socially monogamous species. *PeerJ*. 2013;1:e232.
 77. Hinde CA. Negotiation over offspring care? - A positive response to partner-provisioning rate in great tits. *Behav Ecol*. 2006;17:6–12.
 78. Gladbach A, Büßer C, Mundry R, Quillfeldt P. Acoustic parameters of begging calls indicate chick body condition in Wilson's storm-petrels *Oceanites oceanicus*. *J Ethol*. 2009;27:267–74.
 79. Quillfeldt P, Masello JF, Hamer KC. Sex differences in provisioning rules and honest signalling of need in Manx shearwaters. *Puffinus puffinus Anim Behav*. 2004;68:613–20.
 80. Phillips RA, Silk JRD, Phalan B, Catry P, Croxall JP. Seasonal sexual segregation in two *Thalassarche* albatross species: Competitive exclusion, reproductive role specialization or foraging niche divergence? *Proc R Soc B Biol Sci*. 2004;271:1283–91.
 81. Hamer KC, Lynnes AS, Hill JK. Parent-offspring interactions in food provisioning of Manx shearwaters: implications for nestling obesity. *Anim Behav*. 1999;57:627–31.
 82. Trivers RL. Parent-offspring conflict. *Am Zool*. 1974;14:249–64.
 83. Ahern TH, Hammock EAD, Young LJ. Parental division of labor, coordination, and the effects of family structure on parenting in monogamous prairie voles (*Microtus ochrogaster*). *Dev Psychobiol*. 2011;53:118–31.
 84. Itzkowitz M, Santangelo N, Richter M. How similar is the coordination of parental roles among different pairs? An examination of a monogamous fish. *Ethology*. 2002;108:727–38.
 85. Ytreberg N-J. Contribution to the breeding biology of the Black-headed Gull (*Larus ridibundus*) in Norway. *Nytt Mag Zool*. 1956;4:5–109.
 86. Drent RH. Functional aspects of incubation in the herring gull (*Larus argentatus* Pont.). University of Groningen; 1967.
 87. Coulson JC, Wooller RD. Incubation under natural conditions in the kittiwake gull. *Rissa tridactyla Anim Behav*. 1984;32:1204–15.
 88. De Pascalis F, Imperio S, Benvenuti A, Catoni C, Rubolini D, Cecere JG. Sex-specific foraging behaviour is affected by wind conditions in a sexually size dimorphic seabird. *Anim Behav Elsevier Ltd*. 2020;166:207–18.
 89. Kavelaars MM, Lens L, Müller W. Sharing the burden: On the division of parental care and vocalizations during incubation. *Behav Ecol*. 2019;30:1062–8.
 90. Morris RD. Time-partitioning of clutch and brood care activities in Herring Gulls: a measure of parental quality? *Stud Avian Biol*. 1987;10:68–74.
 91. van de Pol M, Heg D, Bruinzeel LW, Kuijper B, Verhulst S. Experimental evidence for a causal effect of pair-bond duration on reproductive performance in oystercatchers (*Haematopus ostralegus*). *Behav Ecol*. 2006;17:982–91.
 92. Chase ID. Cooperative and noncooperative behavior in animals. *Am Nat*. 1980;115:827.
 93. Schwagmeyer PL, Mock DW, Parker GA. Biparental care in house sparrows: negotiation or sealed bid? *Behav Ecol*. 2002;13:713–21.
 94. Ihle M, Kempnaers B, Forstmeier W. Fitness benefits of mate choice for compatibility in a socially monogamous species. *PLoS Biol*. 2015;13:1–21.
 95. Laubu C, Dechaume-Moncharmont FX, Motreuil S, Schweitzer C. Mismatched partners that achieve postpairing behavioral similarity improve their reproductive success. *Sci Adv*. 2016;2.

Publisher's Note

Springer Nature remains neutral with regard to jurisdictional claims in published maps and institutional affiliations.