

## UvA-DARE (Digital Academic Repository)

### Electrochemical Aziridination of Internal Alkenes with Primary Amines

Ošek, M.; Laudadio, G.; van Leest, N.P.; Dyga, M.; Bartolomeu, A.D.A.; Goossen, L.J.; de Bruin, B.; de Oliveira, K.T.; Noel, T.

**DOI**

[10.1016/j.chempr.2020.12.002](https://doi.org/10.1016/j.chempr.2020.12.002)

**Publication date**

2021

**Document Version**

Final published version

**Published in**

Chemical Science

**License**

Article 25fa Dutch Copyright Act

[Link to publication](#)

**Citation for published version (APA):**

Ošek, M., Laudadio, G., van Leest, N. P., Dyga, M., Bartolomeu, A. D. A., Goossen, L. J., de Bruin, B., de Oliveira, K. T., & Noel, T. (2021). Electrochemical Aziridination of Internal Alkenes with Primary Amines. *Chemical Science*, 7(1), 255-266. <https://doi.org/10.1016/j.chempr.2020.12.002>

**General rights**

It is not permitted to download or to forward/distribute the text or part of it without the consent of the author(s) and/or copyright holder(s), other than for strictly personal, individual use, unless the work is under an open content license (like Creative Commons).

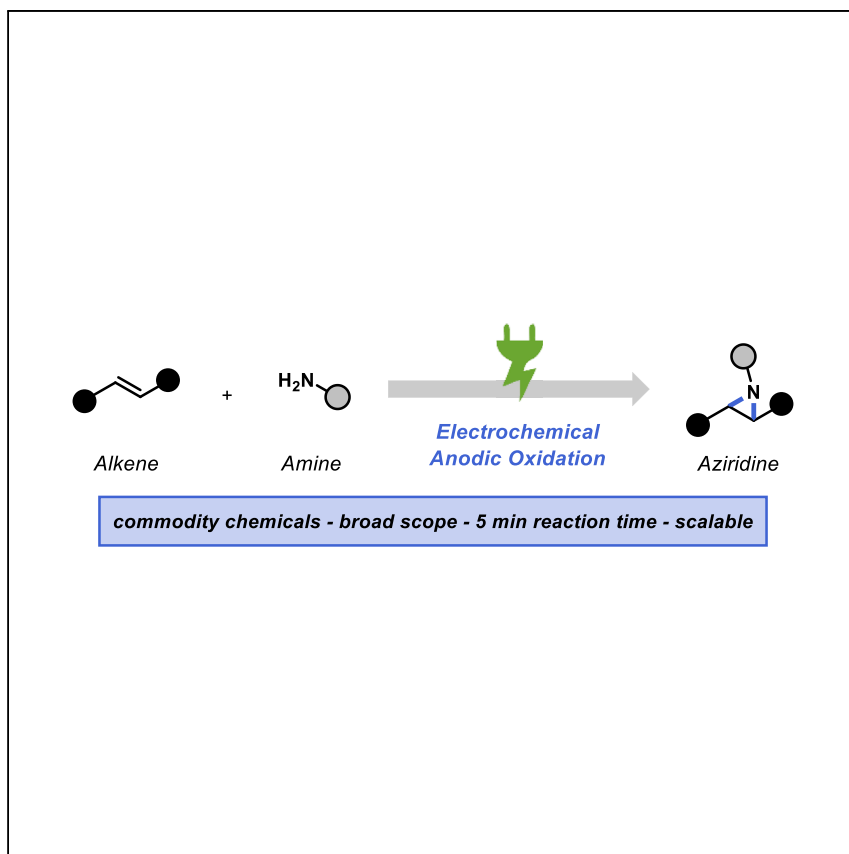
**Disclaimer/Complaints regulations**

If you believe that digital publication of certain material infringes any of your rights or (privacy) interests, please let the Library know, stating your reasons. In case of a legitimate complaint, the Library will make the material inaccessible and/or remove it from the website. Please Ask the Library: <https://uba.uva.nl/en/contact>, or a letter to: Library of the University of Amsterdam, Secretariat, Singel 425, 1012 WP Amsterdam, The Netherlands. You will be contacted as soon as possible.

*UvA-DARE is a service provided by the library of the University of Amsterdam (<https://dare.uva.nl>)*

## Article

## Electrochemical Aziridination of Internal Alkenes with Primary Amines



An electrochemical approach to prepare aziridines via an oxidative coupling between alkenes and primary alkyl amines was realized. The reaction is carried out in an electrochemical flow reactor, leading to short reaction/residence times (5 min), high yields, and broad scope. At the cathode, hydrogen is generated, which can be used in a second reactor to reduce the aziridine yielding the corresponding hydroaminated product.

Maksim Ošeka, Gabriele Laudadio, Nicolaas P. van Leest, ..., Bas de Bruin, Kleber T. de Oliveira, Timothy Noël

t.noel@uva.nl

**HIGHLIGHTS**

Direct electrochemical oxidative coupling between alkenes and primary alkylamines

Flow electrochemistry allows to carry out the aziridination in only 5 min

Using cathodically generated hydrogen, the aziridine can be reduced

A combination of experiments and DFT uncovers details of the reaction mechanism



Ošeka et al., Chem 7, 255–266  
January 14, 2021 © 2020 Elsevier Inc.  
<https://doi.org/10.1016/j.chempr.2020.12.002>



## Article

## Electrochemical Aziridination of Internal Alkenes with Primary Amines

Maksim Ošek,<sup>1,5</sup> Gabriele Laudadio,<sup>1,5,6</sup> Nicolaas P. van Leest,<sup>2</sup> Marco Dyga,<sup>1,3</sup> Aloisio de A. Bartolomeu,<sup>1,4</sup> Lukas J. Gooßen,<sup>3</sup> Bas de Bruin,<sup>2</sup> Kleber T. de Oliveira,<sup>4</sup> and Timothy Noël<sup>1,6,7,\*</sup>

## SUMMARY

Aziridines are useful synthetic building blocks, widely employed for the preparation of various nitrogen-containing derivatives. As the current methods require the use of prefunctionalized amines, the development of a synthetic strategy toward aziridines that can establish the union of alkenes and amines would be of great synthetic value. Herein, we report an electrochemical approach, which realizes this concept via an oxidative coupling between alkenes and primary alkylamines. The reaction is carried out in an electrochemical flow reactor leading to short reaction/residence times (5 min), high yields, and broad scope. At the cathode, hydrogen is generated, which can be used in a second reactor to reduce the aziridine, yielding the corresponding hydroaminated product. Mechanistic investigations and DFT calculations revealed that the alkene is first anodically oxidized and subsequently reacted with the amine coupling partner.

## INTRODUCTION

Aziridines are a synthetically useful class of three-membered *N*-containing saturated heterocycles, which play an essential role in the preparation of different nitrogen-containing derivatives.<sup>1–7</sup> Despite their remarkable reactivity, imparted by the ring-strain (28 kcal mol<sup>-1</sup>), aziridines are also present in many pharmacologically active natural products, such as antibiotics and anticancer agents.<sup>8,9</sup> Consequently, the development of new methods to prepare aziridine structural motifs remains a contemporary subject of interest to synthetic organic chemists. Promising results have been obtained for the synthesis of both racemic and enantiomerically enriched aziridines,<sup>10,11</sup> which can be essentially categorized in three main categories: (1) addition of a nitrogen-containing moiety to an alkene, (2) addition of substituted carbenes to a C=N bond, and (3) cyclization of 2-haloamines or 2-amino alcohols.<sup>1</sup> Among these different approaches,<sup>12–14</sup> the addition of a nitrogen-containing reagent to an alkene is the most popular due to its efficiency and versatility.<sup>15–17</sup> However, most of these methodologies require the use of a transition metal catalyst, such as copper,<sup>18–21</sup> rhodium,<sup>22</sup> gold,<sup>23</sup> cobalt,<sup>24–27</sup> iron,<sup>28</sup> or palladium,<sup>29</sup> in combination with a suitable and activated nitrene precursor, such as iminoiodinanes and organic azides (Figure 1A).<sup>30,31</sup>

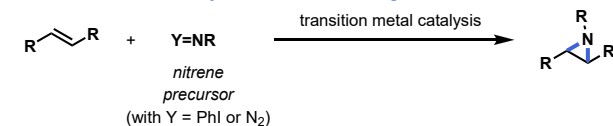
In order to foster more sustainable and transition-metal-free alternatives, new strategies to access aziridines have been devised using electrochemical activation (Figure 1B).<sup>32–35</sup> Yudin and coworkers developed an electrochemical aziridination, which uses *N*-amino-phthalimide as the source of electrophilic nitrogen.<sup>9,36,37</sup>

## The Bigger Picture

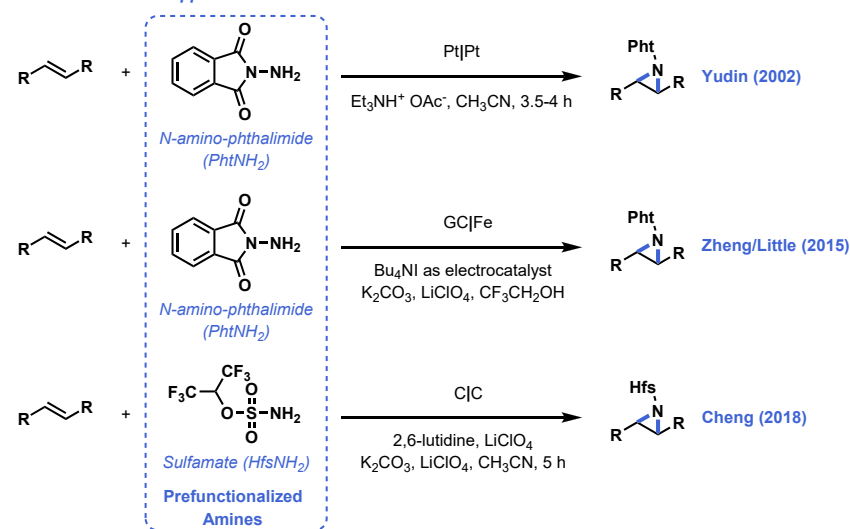
The central tenet in modern synthetic methodology is to develop new methods only using widely available organic building blocks. As a direct consequence, new activation strategies are required to cajole the coupling partners to react and, subsequently, forge new and useful chemical bonds. Using electrochemical activation, our methodology enables for the first time the direct coupling between olefins and amines to yield aziridines. Aziridines display interesting pharmacological activity and serve as valuable synthetic intermediates to prepare diverse nitrogen-containing derivatives. Interestingly, the sole byproduct generated in this process is hydrogen, which can be subsequently used to reduce the aziridine into the corresponding hydroaminated product. Hence, this electrochemical methodology can be regarded as green and sustainable from the vantage point of upgrading simple and widely available commodity chemicals.



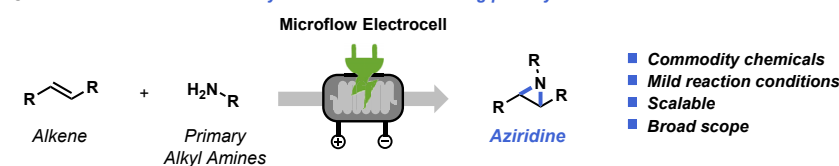
## A Transition metal-catalyzed aziridination using nitrenes



## B Electrochemical approaches towards aziridines



## C This work: Electrochemical synthesis of aziridines using primary amines



**Figure 1. Development of an Electrochemical Synthesis of Aziridines Starting from Alkenes and Primary Alkyl Amines**

(A) Transition-metal-catalyzed aziridination of alkenes with nitrene precursors.

(B) Established synthetic routes for the synthesis of aziridines using electrochemistry.

(C) Electrochemical synthesis of aziridines using primary alkyl amines as aminating reagents.

An iodide-mediated electrocatalytic variant of this protocol was realized by Little, Zheng, and coworkers.<sup>38</sup> Recently, Cheng et al. established an electrochemical strategy, which utilizes a trifluoromethylated sulfamate as a coupling partner.<sup>39</sup> Despite the synthetic value of these electrochemical and other approaches toward aziridines, the scope of the nitrogen-containing coupling partners remains restricted to a limited set of prefunctionalized amines, either PhtNH<sub>2</sub> or HfsNH<sub>2</sub> (Figure 1B). It is, however, manifest that an electrochemical coupling between olefins and amines would be of significant value given the broad availability and the low cost of these building blocks (Figure 1C). Such a strategy would also remove the requirement for substrate prefunctionalization, thereby increasing the atom efficiency of the transformation while expanding the scope of available molecular fragments.<sup>40</sup> Based on recent work from our lab involving the electrochemical synthesis of sulfonamides<sup>41</sup> and sulfonyl fluorides,<sup>42,43</sup> we surmised that direct electrochemical activation of either olefins or amines via anodic oxidation might enable the expedient formation of a carbon-nitrogen bond, eventually leading to the targeted aziridines. Herein, we report on our efforts to develop such an approach, enabling

<sup>1</sup>Micro Flow Chemistry and Synthetic Methodology, Department of Chemical Engineering and Chemistry, Eindhoven University of Technology, Het Kranenveld, Bldg 14 – Helix, 5600 MB Eindhoven, the Netherlands

<sup>2</sup>Homogeneous, Supramolecular and Bio-Inspired Catalysis Group (HomKat), van 't Hoff Institute for Molecular Sciences (HIMS), Universiteit van Amsterdam (UvA), Science Park 904, 1098 XH Amsterdam, the Netherlands

<sup>3</sup>Evonik Chair of Organic Chemistry, Fakultät für Chemie und Biochemie, Ruhr-Universität Bochum Universitätsstr. 150, ZEMOS, 44801 Bochum, Germany

<sup>4</sup>Departamento de Química, Universidade Federal de São Carlos, São Carlos, SP 13565-905, Brazil

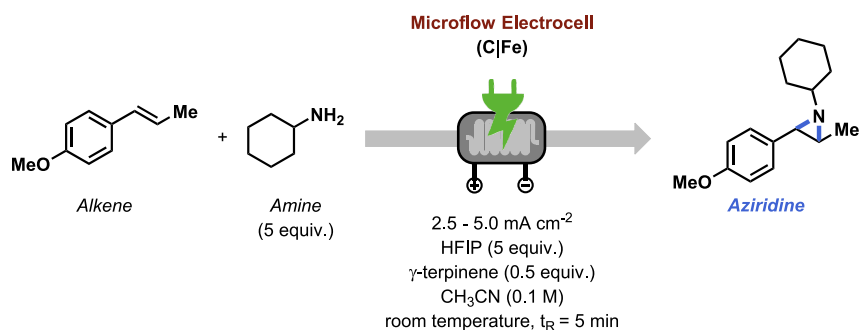
<sup>5</sup>These authors contributed equally

<sup>6</sup>Present address: Flow Chemistry Group, van 't Hoff Institute for Molecular Sciences (HIMS), Universiteit van Amsterdam (UvA), Science Park 904, 1098 XH Amsterdam, the Netherlands

<sup>7</sup>Lead Contact

\*Correspondence: [t.noel@uva.nl](mailto:t.noel@uva.nl)

<https://doi.org/10.1016/j.chempr.2020.12.002>

**Table 1. Optimization of the Electrochemical Aziridination between Alkenes and Primary Amines**

Entry	Variation from the Standard Conditions	Yield (%) <sup>b</sup>
1 <sup>a</sup>	none	88 (72) <sup>c</sup>
2	neat HFIP	Traces
3	2.5 equiv amine	75
4	no γ-terpinene	78
5	graphite cathode	59
6	<i>p</i> -TsOH (1 equiv)	32
7	no electricity	0
8	batch (16 h)	14 <sup>d</sup>

<sup>a</sup>Reaction Conditions: anethole (2 mmol), γ-terpinene (0.5 equiv), cyclohexylamine (5 equiv), HFIP (5 equiv), CH<sub>3</sub>CN (0.1 M), C anode/Fe cathode, 2.5–5 mA cm<sup>-2</sup>

<sup>b</sup>Yield determined by GC-FID with biphenyl as an internal standard

<sup>c</sup>Isolated yield

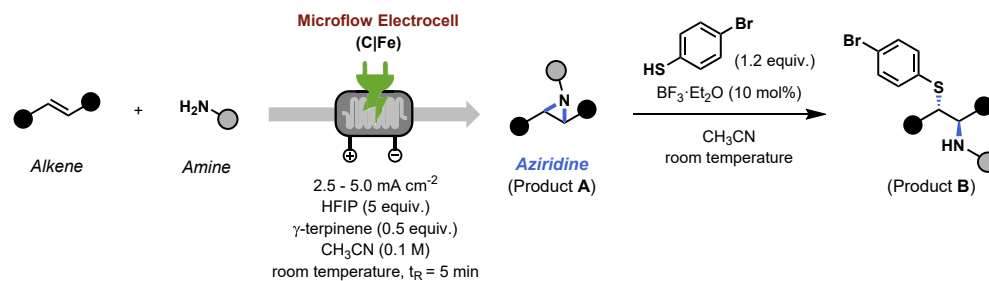
<sup>d</sup>Batch reaction conditions: Electrasyn, 3.1 mA cm<sup>-2</sup>, 3.5 F, C anode/Fe cathode, 0.5 mmol scale

for the first time the union of olefins and amines, as convenient and widely available starting materials, to prepare aziridines.

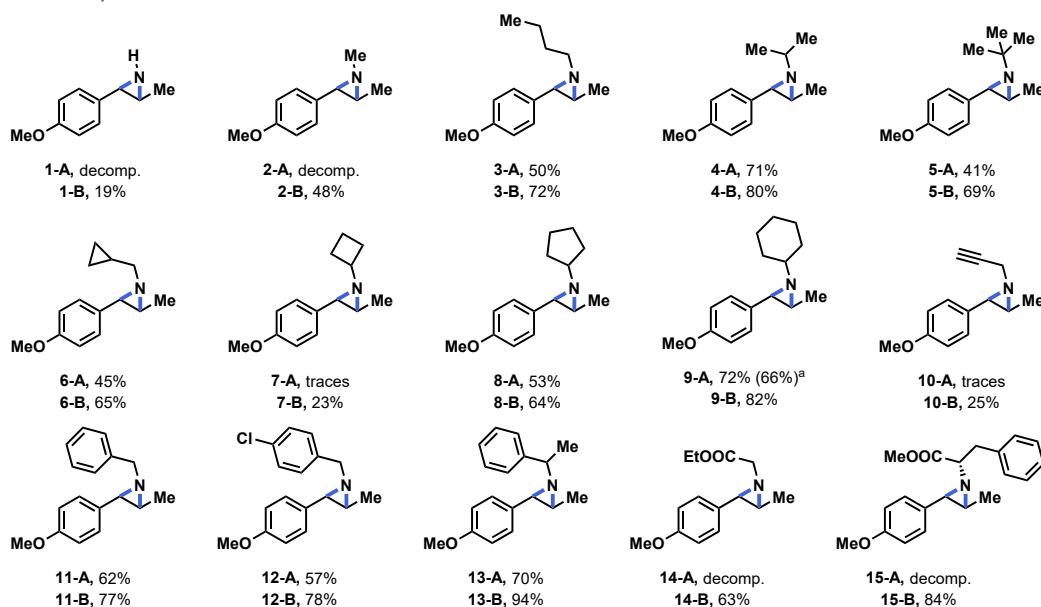
## RESULTS AND DISCUSSION

### Initial Experiments and Optimization

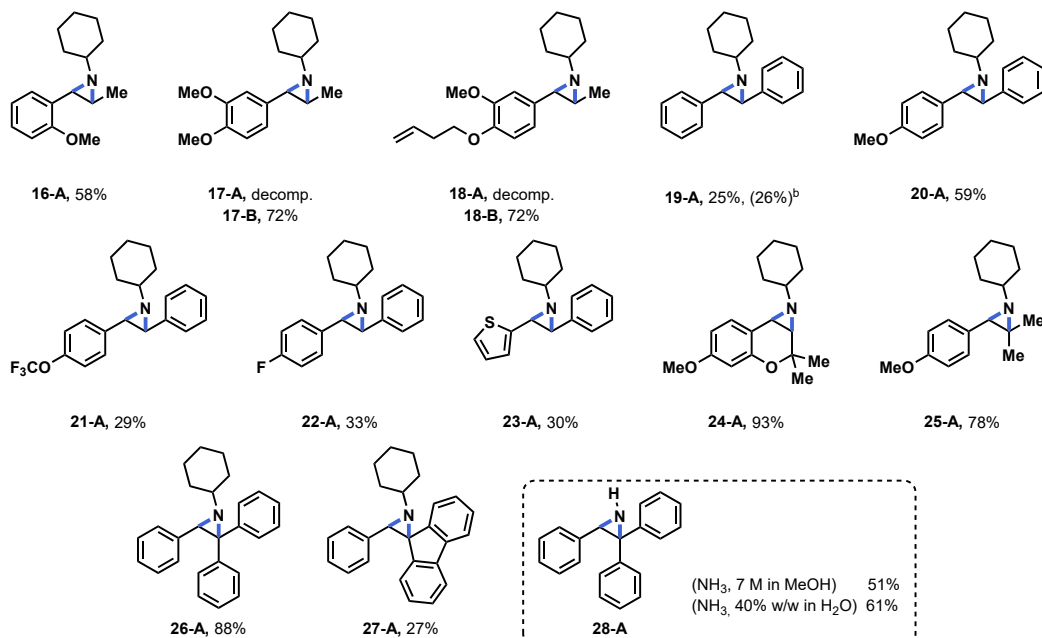
Our investigation into this aziridination protocol began with the introduction of trans-anethole and cyclohexylamine into an electrochemical microflow reactor with a small interelectrode gap (250 μm) between the carbon anode and stainless steel cathode (Table 1).<sup>44</sup> After an extensive optimization of the different reaction variables (see Section S2), a good isolated yield (72% yield) could be obtained in only 5 min of reaction/residence time under galvanostatic conditions using an excess of amine (5 equiv) in CH<sub>3</sub>CN (Table 1, entry 1). Addition of 5 equiv of hexafluoroisopropanol (HFIP) proved beneficial for the targeted transformation and serves as a radical-stabilizing cosolvent and as a proton source for the cathodic half-reaction, generating hydrogen as a useful byproduct (Table 1, entries 1 and 2).<sup>45–47</sup> Reducing the amount of amine resulted in lower yields (Table 1, entry 3). Interestingly, the presence of a substoichiometric amount of γ-terpinene proved beneficial to prevent overoxidation of the starting material (Table 1, entry 4). Other electrode combinations did not lead to improved results or were less effective for different substrate combinations (Table 1, entry 5; see also Section S2.6). HFIP was the optimal proton source for the electrochemical aziridination, while other acids proved less effective (Table 1, entry 6; see also Section S2.4). As expected, the reaction was electrochemical in nature as no conversion was observed in the absence of electricity (Table 1,



**Amine Scope**



**Alkene Scope**



**Figure 2. Substrate Scope for the Electrochemical Aziridine Synthesis**

(A) Reaction Conditions: alkene (1 mmol), amine (5 equiv), HFIP (5 equiv),  $\gamma$ -terpinene (0.5 equiv), CH<sub>3</sub>CN (0.1 M), C anode/Fe cathode, 2.5–5 mA cm<sup>-2</sup>. Decomposition refers to the instability of the product making isolation of the compound impossible.

(B) Reaction Conditions: isolated yields refer to the ring-opened product. The nucleophilic quenching was carried out in the collection vial with 4-bromothiophenol (1.2 equiv) in the presence of BF<sub>3</sub>·OEt<sub>2</sub> (10 mol %). Decomposition indicates full decomposition of the aziridine during the reaction or workup. Traces denote an inseparable mixture in which small amounts of aziridine (<5%) are still apparent.<sup>a</sup>10 mmol scale reaction. <sup>b</sup>*cis*-Stilbene used as a substrate.

entry 7). Finally, the reaction was less effective in a batch reactor, requiring longer reaction times, which resulted in an increased generation of byproducts (Table 1, entry 8).<sup>48</sup> The difference in efficacy between a microflow electrochemical cell and a batch cell to enable the aziridination reaction is significant (Table 1, entry 1 versus entry 8). This can be attributed to the high electrode surface-to-volume ratio, the short diffusion distances (250  $\mu$ m interelectrode gap) between anode and cathode, and the reduced Ohmic drop observed in the flow reactor. Hence, reaction/residence times are significantly reduced (5 min in flow versus 16 h in batch), which minimizes effectively the extent to which these degradation-sensitive compounds are exposed to the electrochemical conditions. In addition, due to the continuous operation of the flow reactor, less deposition of organic residue was observed at the electrodes in flow compared to batch. Such a deposition leads to faster passivation of the electroactive surface, which further prolongs the required reaction times in batch.

**Reaction Scope**

Having established optimal reaction conditions, we next investigated the generality of this electrochemical aziridination reaction. As shown in Figure 2, a wide variety of structurally and electronically diverse primary alkyl amines and alkenes can be readily engaged in this transformation. In most cases, the targeted aziridines could be isolated as pure compounds (product A) in good isolated yields, while other compounds proved to be too fragile to be isolated via standard workup and chromatographic procedures. This non-productive degradation is especially problematic for aziridines bearing small *N*-alkyl substituents and for very electron-rich aziridines, where nucleophilic ring-opening reactions with excess amine or HFIP can occur. We opted to isolate those compounds after subsequent ring opening with a suitable nucleophile, i.e., 4-bromothiophenol as the corresponding 1,2-amino thioether (product B).<sup>49</sup> Interestingly, unprotected N–H aziridines (1 and 28) can be prepared by using ammonia in either water (40% w/w) or methanol (7 M). It should be noted that these N–H aziridines are extremely challenging to make and only recently a method toward these compounds using rhodium catalysis and *O*-(2,4-dinitrophenyl)hydroxylamine, as an electrophilic nitrogen reagent, was reported.<sup>22</sup> Furthermore, a variety of primary amines are competent coupling partners in this electrochemical aziridination protocol, including methylamine (2), butylamine (3), isopropylamine (4), *tert*-butylamine (5), cyclopropanemethylamine (6), cyclobutylamine (7), cyclopentylamine (8) and cyclohexylamine (9), furnishing the targeted products in good isolated yields. The use of a narrow-gap flow cell allows us to readily scale the reaction conditions without the need for reoptimization<sup>48,50,51</sup>; by pumping the reagents continuously into the reactor for a prolonged amount of time, compound 9 was isolated on a 10 mmol scale. Also activated amines, such as propargylamine (10), benzylamine (11–12), and  $\alpha$ -methylbenzylamine (13) are effective in this transformation. Finally, the esters of amino acids glycine (14) and phenylalanine (15) can be readily engaged in this aziridination protocol, providing opportunities for peptide modification. Notably, no racemization of the chiral center occurs under the electrochemical reaction conditions.

Similarly, we investigated the variability of the alkene reaction partner that is compatible with the reaction conditions. Both electro-neutral and electron-rich internal alkenes can be effectively reacted with cyclohexylamine. For instance, (*E*)-1-methoxy-2-(prop-1-en-1-yl)benzene (**16**) and (*E*)-1,2-dimethoxy-4-(prop-1-enyl)benzene (**17**) delivered the desired functionalized product in good yield. When the substrate contained two double bonds, the terminal double bond remained intact providing exclusively the internal *trans*-aziridine (**18**). This site specificity may be exploited for the selective aziridination of other polyene compounds. Next, a variety of stilbenes (**19–22**) were subjected to the reaction conditions, highlighting the breadth of our transformation in comparison with previous electrochemical aziridination strategies. Both *cis*- and *trans*-stilbene led to the same *trans*-aziridine (**19-A**). In addition, heterocyclic moieties like thiophene (**23-A**) are compatible with the electrochemical conditions, yielding synthetically useful quantities of the targeted aziridine. The cyclic alkene of precocene I (**24-A**), a natural chromene, was found to be an adequate reaction partner and furnished the targeted product in excellent yield. Next, we moved our attention to the functionalization of trisubstituted alkenes. Even for such sterically congested double bonds, the targeted product can be obtained in good to excellent yields for both electron-rich (**25-A**) and electron-neutral (**26-A**) alkenes. Notably, a spirocyclic aziridine (**27-A**) could be accessed as well using this electrochemical aziridination strategy.

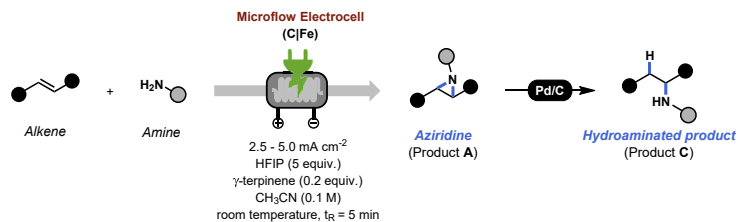
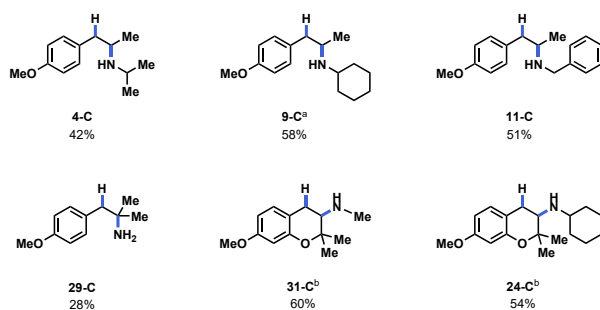


### Formal Hydroamination

All single electron transfer events relevant for the electrochemical aziridination occur at the anode, while the other half-reaction generates hydrogen as a useful yet hazardous byproduct at the cathode. We wondered if this hydrogen could be productively used in a follow-up hydrogenation step to form the corresponding hydroaminated product (Figure 3A). Indeed, by connecting a packed-bed reactor filled with Pd/C to the electrochemical flow reactor, the gas-liquid flow (Figure 3D) exiting the first reactor can be directed over the Pd/C bed without intermediate isolation (Figure 3C). To our delight, the corresponding hydroaminated products (Figure 3B) could be promptly obtained in good overall yield.<sup>52</sup> Furthermore, we observed a single-phase exiting the packed-bed reactor indicating that nearly all hydrogen gas was consumed. In contrast, when this experiment was conducted in batch, additional hydrogen to compensate for leakage to the headspace was required to obtain a full conversion, albeit at a lower isolated yield (For **9-C**: 50% for the batch hydrogenation versus 58% for the two-step flow protocol). It should be further noted that this paired reaction sequence in flow not only increases the yield and the atom efficiency of the process but also allows for facile reuse and recycling of the Pd/C bed and it reduces the risks associated with the handling of combustible hydrogen gas due to its immediate consumption in a follow-up reaction.<sup>48,53,54</sup>

### Mechanistic Investigation

To obtain insights into the underlying mechanism, we performed additional experiments and studied possible mechanistic pathways by means of density functional theory (DFT) calculations (Figure 4). Cyclic voltammetry (CV) experiments revealed two subsequent oxidations of the alkene moiety (Figure 4A). The first oxidation results in the formation of a radical cation while the second oxidation leads to oxidative cleavage of the olefin. Small quantities of the corresponding Schiff base could be found in the reaction mixture confirming this hypothesis (Figure 4B).<sup>55,56</sup> We anticipated that this overoxidation could be countered by adding a suitable donor of hydrogens and electrons. Indeed, 0.5 equivalents 1,4-cyclohexadiene (1,4-CHD) allowed for the reduction in the amount of imine significantly. Also,  $\gamma$ -terpinene, which is a more stable, non-toxic, and a cheaper alternative for 1,4-CHD, enabled the suppression of the overoxidation of the alkene as shown in



**A Schematic representation of the two-step hydroamination protocol****B Representative examples****C Continuous-flow setup****D Segmented gas-liquid flow emerging the electrochemical reactor**

**Figure 3. Two-Step Hydroamination Protocol by Combining the Electrochemical Aziridine Synthesis and a Subsequent Hydrogenation**

(A) Schematic representation of the two-step protocol.

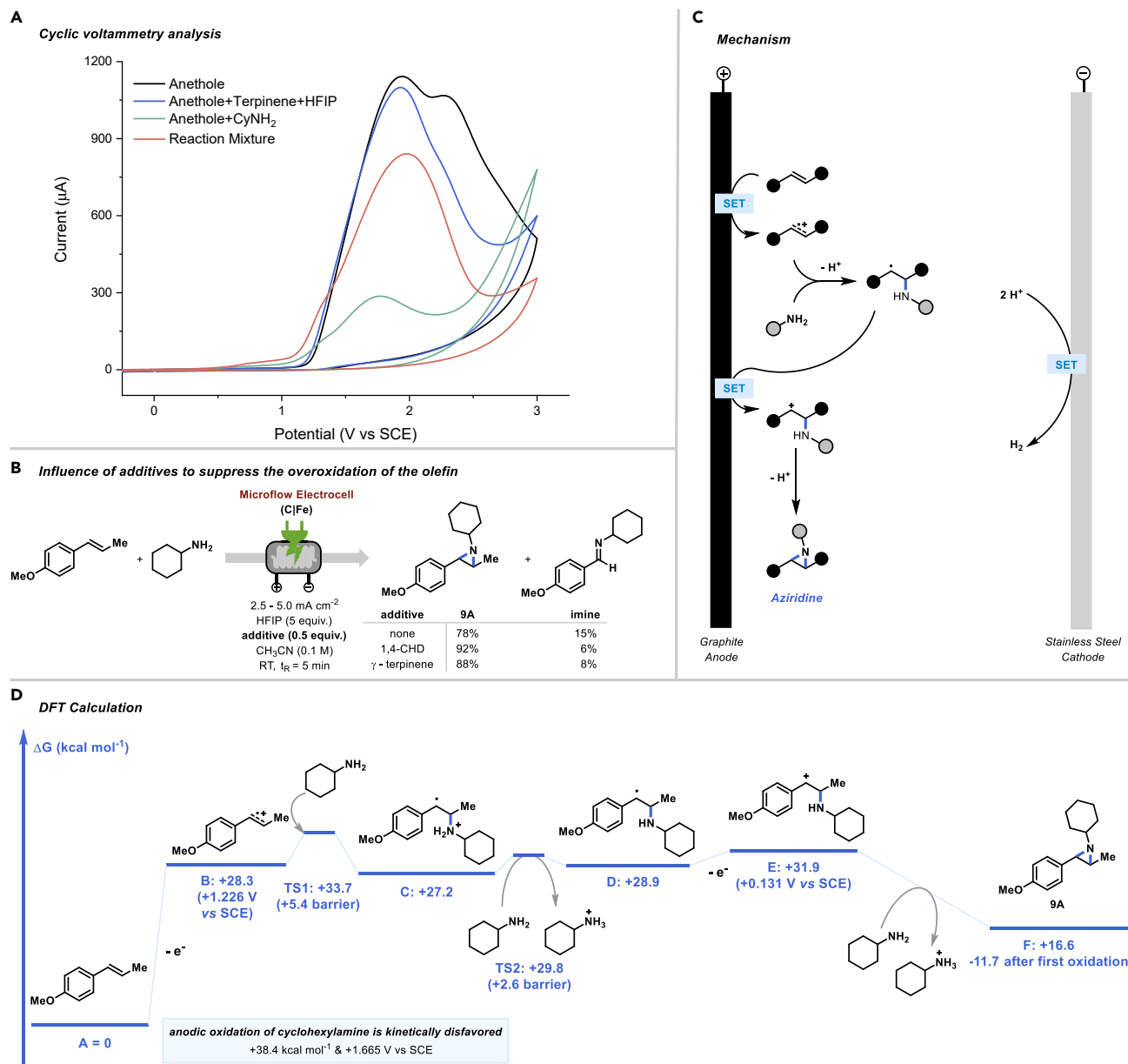
(B) Representative examples. Yields denote the overall yield over two steps.

(C) Picture of the two-step flow protocol: (i) syringe pump, (ii) potentiostat, (iii) electrochemical flow reactor, (iv) packed bed filled with Pd/C, and (v) collection vessel.

(D) Hydrogen gas bubbles exiting the electrochemical flow reactor.

Reaction conditions (C): alkene (1 mmol), amine (5 equiv), HFIP (5 equiv), γ-terpinene (0.2 equiv), CH<sub>3</sub>CN (0.1 M), C anode/Fe cathode, 2.7 mA cm<sup>-2</sup>. Flow conditions: Pd/C (150 mg cartridge).<sup>a</sup>Batch conditions: Pd/C (5 mol %), H<sub>2</sub> (1 bar) resulted in 50% isolated yield.<sup>b</sup>No full conversion was observed upon exiting the Pd-cartridge for these compounds (31-c: 43 % H-NMR yield; 24-c: 44 % H-NMR yield). Additional hydrogenation in batch was carried out to achieve full conversion.

the CV (Figure 4A).<sup>57,58</sup> While our experimental results indicate that oxidation of the alkene is most likely the first step, CV analysis showed that a competitive activation of cyclohexylamine could occur as well (See Section S3). However, due to the irreversible nature of the oxidation of both reaction partners and the similar set-off potentials, it is difficult to predict the first anodic event in this aziridination protocol. Hence, we decided to



**Figure 4. Mechanistic Investigation**

(A) Cyclic voltammetry experiments.

(B) Addition of a reducing agent to suppress overoxidation of the alkene.

(C) Proposed mechanism.

(D) DFT Gibbs free energy profile at 298 K (in kcal mol<sup>-1</sup>). Calculations were performed at the B3LYP/def2-TZVP//B3LYP/def2-TZVP(COSMO) level of theory on an m4 grid with disp3 dispersion corrections.

obtain further insights via DFT calculations. These computational studies revealed that the anodic oxidation of anethole is indeed the first step in the electrochemical aziridination ( $\Delta G^{\circ}_{298\text{K}} = +28.3$  kcal mol<sup>-1</sup> and +1.226 V versus saturated calomel electrode [SCE]) (Figure 4D). An alternative pathway starting from the oxidation of the amine coupling partner, yielding the aminium radical, is energetically disfavored due to the higher required energy input ( $\Delta G^{\circ}_{298\text{K}} = +38.4$  kcal mol<sup>-1</sup> and +1.665 V versus SCE) (see Section S4.2). However, we cannot exclude that for some substrate combinations, the reaction can be initiated via the formation of the aminium radical. Once the radical cation of

anethole is formed, it readily reacts with an amine coupling partner yielding intermediate C (Figure 4D) via a low-barrier transition state. After deprotonation and subsequent single electron transfer, a carbocation (E) is formed, which can undergo a rapid barrier-less intramolecular ring closure and deprotonation to yield the target aziridine (F).<sup>59</sup> The reaction is exergonic after the initial oxidation ( $\Delta G^{\circ}_{298\text{K}} = -11.7 \text{ kcal mol}^{-1}$ ) but endergonic with respect to the starting materials, which is consistent with the required energy input in the form of electrons during the reaction. Further, the conversion of both *cis*- and *trans*-alkenes to the same *trans*-aziridine supports this stepwise mechanistic proposal (Figure 2, 19-A).

Finally, this mechanistic rationale also explains the observed scope and limitations. The protocol is currently limited to electron-rich  $\beta$ -substituted styrenes, which can be attributed to a combination of their accessible oxidation potential and the steric protection of the radical cation intermediate. Alkenes with higher oxidation potentials (e.g., styrene or *trans*- $\beta$ -methylstyrene, see Section S8) did not afford the desired aziridines, likely due to excessive amine oxidation at the electrode prior to alkene oxidation. 4-Methoxystyrene, as a terminal alkene substrate, has an accessible oxidation potential (see Table S11), but lacks steric protection of the  $\beta$ -substituent, therefore making it prone to degradative side-reactions after anodic oxidation. With regard to the amine coupling partner, a broad scope of nucleophilic alkyl amines was compatible with the reaction conditions (Figure 2). In contrast, less-nucleophilic aryl amines were not able to react with the radical cation B (Figure 4D).

### Conclusion

The electrochemical approach reported herein demonstrates the possibility to directly convert olefins and primary alkyl amines into synthetically useful aziridines. We expect that the operational simplicity of this protocol and its potential to use common and broadly available starting materials will find widespread use among organic chemistry practitioners both in academia and industry.

## EXPERIMENTAL PROCEDURES

### Resource Availability

#### Lead Contact

Further information and requests for resources should be directed to and will be fulfilled by the Lead Contact, Timothy Noël ([t.noel@uva.nl](mailto:t.noel@uva.nl)).

#### Materials Availability

Unique and stable reagents generated in this study will be made available on request, but we might require a payment and/or a completed materials transfer agreement if there is potential for commercial application.

#### Data and Code Availability

There is no dataset and code associated with the paper. Full experimental procedures are provided in the [Supplemental Information](#).

### General Procedure for Electrochemical Aziridination in Flow

#### Procedure A

Alkene (1.0 equiv, 2.0 mmol), together with amine (5.0 equiv, 10.0 mmol), hexafluoroisopropanol (HFIP, 5.0 equiv, 10.0 mmol, 1.05 mL), and  $\gamma$ -terpinene (0.5 equiv, 1.0 mmol, 0.16 mL) were dissolved in acetonitrile using a 20 mL volumetric flask (0.1 M). The mixture was swirled until homogeneous and taken up in a 20 mL disposable syringe. The solution was pumped through the electrochemical setup with a fixed flowrate of 0.15 mL/min to give a residence time of 5 min in the active part

of the electrochemical flow reactor, equipped with a graphite anode, a steel cathode, and distanced by a 0.25 mm thick Teflon gasket. The first fraction was discarded to ensure steady-state data collection, after which a constant current (selected on the basis of the voltammograms recorded) was applied. The reaction mixture was collected in a vial cooled at 0°C for 67 min, which corresponds to 1.0 mmol scale. The crude mixture was concentrated under vacuum at room temperature to prevent decomposition of the product and directly purified by flash column chromatography on silica gel.

#### *Procedure B*

Alkene (1.0 equiv, 2.0 mmol), together with amine (5.0 equiv, 10.0 mmol), hexafluoroisopropanol (HFIP, 5.0 equiv, 10.0 mmol, 1.05 mL), and  $\gamma$ -terpinene (0.5 equiv, 1.0 mmol, 0.16 mL) were dissolved in acetonitrile using a 20 mL volumetric flask (0.1 M). The mixture was swirled until homogeneous and taken up in a 20 mL disposable syringe. The solution was pumped through the electrochemical setup with a fixed flowrate of 0.15 mL/min to give a residence time of 5 min in the active part of the electrochemical flow reactor, equipped with a graphite anode, a steel cathode, and distanced by a 0.25-mm thick Teflon gasket. The first fraction was discarded to ensure steady-state data collection, after which a constant current (selected on the basis of the voltammograms recorded) was applied. The reaction mixture was collected in a vial containing a stirred solution of 4-bromothiophenol (1.2 mmol, 227 mg) and  $\text{BF}_3 \cdot \text{Et}_2\text{O}$  (0.1 mmol, 12.7  $\mu\text{L}$ ) in acetonitrile (5 mL) for 67 min, which corresponds to 1.0 mmol scale. The crude mixture was concentrated under vacuum and dissolved in methanol (5 mL). Subsequently,  $\text{NaBH}_4$  (0.26 mmol, 10 mg) was added and the solution was stirred for 1 h at room temperature. The crude mixture was concentrated under vacuum and purified by flash column chromatography on silica gel.

#### **General Procedure for Formal Electrochemical Hydroamination in Flow**

Alkene (1.0 equiv, 2.0 mmol), together with amine (5.0 equiv, 10.0 mmol), hexafluoroisopropanol (HFIP, 5.0 equiv, 10.0 mmol, 1.05 mL), and  $\gamma$ -terpinene (0.2 equiv, 0.4 mmol, 64  $\mu\text{L}$ ) were dissolved in acetonitrile using a 20 mL volumetric flask (0.1 M). The mixture was swirled until homogeneous and taken up in a 20 mL disposable syringe. The solution was pumped through the electrochemical setup with a fixed flowrate of 0.15 mL/min to give a residence time of 5 min in the active part of the electrochemical flow reactor, equipped with a graphite anode, a steel cathode and distanced by a 0.25-mm thick Teflon gasket. A self-made packed bed reactor (1 mL), filled with Pd/C (200 mg) and glass beads (500 mg), was connected to the outlet of the electrochemical reactor. The first fraction was discarded to ensure steady-state data collection, after which a constant current (selected on the basis of the voltammograms recorded) was applied. The reaction mixture was collected in a vial for 67 min, which corresponds to a 1.0 mmol scale. The crude mixture was concentrated under vacuum and purified by flash column chromatography on silica gel.

#### **SUPPLEMENTAL INFORMATION**

Supplemental Information can be found online at <https://doi.org/10.1016/j.chempr.2020.12.002>.

#### **ACKNOWLEDGMENTS**

We acknowledge financial support from the Dutch Science Foundation (NWO) for a VIDI grant for T.N. (SensPhotoFlow, no. 14150) and the Estonian Research Council

(ETAG) for a PUT post-doctoral grant for M.O. (PUTJD821). A.A.B. and K.T.O. thank the São Paulo Research Foundation for a FAPESP Fellowship Grant (2018/08772-6). The Deutsche Forschungsgemeinschaft (DFG, German Research Foundation) under Germanys Excellence Strategy – EXC 2033 – 390677874 – RESOLV, is kindly acknowledged for funding the research of M.D. and L.J.G. Finally, we also would like to thank Ing. Jan Goeman (Ghent University) for recording the HRMS and M. Kimm and D. Trubitsõn (Tallinn University of Technology) for chiral HPLC analysis.

## AUTHOR CONTRIBUTIONS

T.N. coordinated the project and secured the project funding. T.N., M.O., and G.L. wrote the manuscript with the help of all co-authors. T.N., M.O., and G.L. conceived the initial project idea. M.O. and G.L. designed and carried out the majority of the experiments. N.P.L. and B.d.B. carried out the DFT calculations. M.D. contributed to the synthesis of some substrates and electrochemical aziridination. M.O., G.L., and A.A.B. carried out the optimization reactions and demonstrated the feasibility of the transformation. All authors discussed the project progress together at regular intervals and provided input for future experiments.

## DECLARATION OF INTERESTS

The authors declare no competing interests.

Received: August 26, 2020

Revised: November 9, 2020

Accepted: December 2, 2020

Published: December 31, 2020

## REFERENCES

1. Singh, G.S. (2019). Advances in synthesis and chemistry of aziridines. In *Advances in Heterocyclic Chemistry*, E.F.V. Scriven and C.A. Ramsden, eds. (Academic Press), pp. 245–335.
2. Campeau, L.C., and Hazari, N. (2019). Cross-coupling and related reactions: connecting past success to the development of new reactions for the future. *Organometallics* 38, 3–35.
3. Sabir, S., Kumar, G., Verma, V.P., and Jat, J.L. (2018). Aziridine ring opening: an overview of sustainable methods. *ChemistrySelect* 3, 3702–3711.
4. Sabir, S., Kumar, G., and Jat, J.L. (2017). Unprotected aziridines: a synthetic overview. *Asian J. Org. Chem.* 6, 782–793.
5. Callebaut, G., Meiresonne, T., De Kimpe, N., and Mangelinckx, S. (2014). Synthesis and reactivity of 2-(carboxymethyl)aziridine derivatives. *Chem. Rev.* 114, 7954–8015.
6. Singh, G.S., D'Hooghe, M., and De Kimpe, N. (2007). Synthesis and reactivity of C-heteroatom-substituted aziridines. *Chem. Rev.* 107, 2080–2135.
7. Yudin, A.K. (2006). Aziridines and Epoxides in *Organic Synthesis* (Wiley-VCH Press).
8. Singh, G.S. (2016). Synthetic aziridines in medicinal chemistry: a mini-review. *Mini Rev. Med. Chem.* 16, 892–904.
9. Watson, I.D.G., Yu, L., and Yudin, A.K. (2006). Advances in nitrogen transfer reactions involving aziridines. *Acc. Chem. Res.* 39, 194–206.
10. Roma, E., Tosi, E., Miceli, M., and Gasperi, T. (2018). Asymmetric organocatalytic aziridination: recent advances. *Asian J. Org. Chem.* 7, 2357–2367.
11. Degennaro, L., Trinchera, P., and Luisi, R. (2014). Recent advances in the stereoselective synthesis of aziridines. *Chem. Rev.* 114, 7881–7929.
12. Zakrzewski, J., Smalley, A.P., Kabeshov, M.A., Gaunt, M.J., and Lapkin, A.A. (2016). Continuous-flow synthesis and derivatization of aziridines through palladium-catalyzed C(sp<sup>3</sup>)–H activation. *Angew. Chem. Int. Ed. Engl.* 55, 8878–8883.
13. McNally, A., Haffemayer, B., Collins, B.S.L., and Gaunt, M.J. (2014). Palladium-catalyzed C–H activation of aliphatic amines to give strained nitrogen heterocycles. *Nature* 510, 129–133.
14. Rios, R., and Córdova, A. (2012). C–N bond formation: aziridine formation. In *Comprehensive Chirality*, E.M. Carreira and H. Yamamoto, eds. (Elsevier), pp. 399–413.
15. Yu, Y., Li, M., Zhang, Y., Liu, Y., Shi, L., Wang, W., and Li, H. (2019). Construction of N-alkyl- and N-arylaziridines from unprotected amines via C–H oxidative amination strategy. *Org. Lett.* 21, 904–907.
16. Yu, W.L., Chen, J.Q., Wei, Y.L., Wang, Z.Y., and Xu, P.F. (2018). Alkene functionalization for the stereospecific synthesis of substituted aziridines by visible-light photoredox catalysis. *Chem. Commun.* 54, 1948–1951.
17. Wang, H., Yang, J.C., and Buchwald, S.L. (2017). CuH-catalyzed regioselective intramolecular hydroamination for the synthesis of alkyl-substituted chiral aziridines. *J. Am. Chem. Soc.* 139, 8428–8431.
18. Jung, N., and Bräse, S. (2012). New catalysts for the transition-metal-catalyzed synthesis of aziridines. *Angew. Chem. Int. Ed. Engl.* 51, 5538–5540.
19. Lebel, H., and Parmentier, M. (2010). Copper-catalyzed enantioselective aziridination of styrenes. *Pure Appl. Chem.* 82, 1827–1833.
20. Lebel, H., Lectard, S., and Parmentier, M. (2007). Copper-catalyzed alkene aziridination with N-Tosylloxycarbamates. *Org. Lett.* 9, 4797–4800.
21. Evans, D.A., Bilodeau, M.T., and Faul, M.M. (1994). Development of the copper-catalyzed olefin aziridination reaction. *J. Am. Chem. Soc.* 116, 2742–2753.
22. Jat, J.L., Paudyal, M.P., Gao, H., Xu, Q.L., Yousufuddin, M., Devarajan, D., Ess, D.H., Kürti, L., and Falck, J.R. (2014). Direct stereospecific synthesis of unprotected N-H

- and N-Me aziridines from olefins. *Science* **343**, 61–65.
23. Li, Z., Ding, X., and He, C. (2006). Nitrene transfer reactions catalyzed by gold complexes. *J. Org. Chem.* **71**, 5876–5880.
24. van Leest, N.P., Tepaske, M.A., Oudsen, J.-P.H., Venderbosch, B., Rietdijk, N.R., Siegler, M.A., Tromp, M., van der Vlugt, J.I., and de Bruin, B. (2020). Ligand redox noninnocence in [Co(III)(TAML)]<sup>0/-</sup> complexes affects nitrene formation. *J. Am. Chem. Soc.* **142**, 552–563.
25. Goswami, M., Lyaskovskyy, V., Domingos, S.R., Buma, W.J., Woutersen, S., Troeppner, O., Ivanović-Burmazović, I., Lu, H., Cui, X., Zhang, X.P., et al. (2015). Characterization of porphyrin-Co(III)-nitrene radical species relevant in catalytic nitrene transfer reactions. *J. Am. Chem. Soc.* **137**, 5468–5479.
26. Jin, L.M., Xu, X., Lu, H., Cui, X., Wojtas, L., and Zhang, X.P. (2013). Effective synthesis of chiral N-Fluoroaryl aziridines through enantioselective aziridination of alkenes with fluoroaryl azides. *Angew. Chem. Int. Ed. Engl.* **52**, 5309–5313.
27. Suarez, A.I., Jiang, H., Zhang, X.P., and de Bruin, B. (2011). The radical mechanism of cobalt(II) porphyrin-catalyzed olefin aziridination and the importance of cooperative H-bonding. *Dalton Trans.* **40**, 5697–5705.
28. Liang, L., Lv, H., Yu, Y., Wang, P., and Zhang, J.L. (2012). Iron(III) tetrakis(pentafluorophenyl) porpholactone catalyzes nitrogen atom transfer to C=C and C–H bonds with organic azides. *Dalton Trans.* **41**, 1457–1460.
29. Ohno, H., Toda, A., Miwa, Y., Taga, T., Osawa, E., Yamaoka, Y., Fujii, N., and Ibuka, T. (1999). First palladium-catalyzed aziridination reaction of amino allenes. *J. Org. Chem.* **64**, 2992–2993.
30. Darses, B., Rodrigues, R., Neuville, L., Mazurais, M., and Dauban, P. (2017). Transition metal-catalyzed iodine(III) mediated nitrene transfer reactions: efficient tools for challenging syntheses. *Chem. Commun.* **53**, 493–508.
31. Fantauzzi, S., Caselli, A., and Gallo, E. (2009). Nitrene transfer reactions mediated by metallo-porphyrin complexes. *Dalton Trans.* **2009**, 5434–5443.
32. Kingston, C., Palkowitz, M.D., Takahira, Y., Vantourout, J.C., Peters, B.K., Kawamata, Y., and Baran, P.S. (2020). A survival guide for the “electro-curious”. *Acc. Chem. Res.* **53**, 72–83.
33. Ghosh, M., Shinde, V.S., and Rueping, M. (2019). A review of asymmetric synthetic organic electrochemistry and electrocatalysis: concepts, applications, recent developments and future directions. *Beilstein J. Org. Chem.* **15**, 2710–2746.
34. Möhle, S., Zirbes, M., Rodrigo, E., Gieshoff, T., Wiebe, A., and Waldvogel, S.R. (2018). Modern electrochemical aspects for the synthesis of value-added organic products. *Angew. Chem. Int. Ed. Engl.* **57**, 6018–6041.
35. Yan, M., Kawamata, Y., and Baran, P.S. (2017). Synthetic organic electrochemical methods since 2000: on the verge of a renaissance. *Chem. Rev.* **117**, 13230–13319.
36. Siu, T., Picard, C.J., and Yudin, A.K. (2005). Development of electrochemical processes for nitrene generation and transfer. *J. Org. Chem.* **70**, 932–937.
37. Siu, T., and Yudin, A.K. (2002). Practical olefin aziridination with a broad substrate scope. *J. Am. Chem. Soc.* **124**, 530–531.
38. Chen, J., Yan, W.Q., Lam, C.M., Zeng, C.C., Hu, L.M., and Little, R.D. (2015). Electrocatalytic aziridination of alkenes mediated by n-Bu<sub>4</sub>NI: a radical pathway. *Org. Lett.* **17**, 986–989.
39. Li, J., Huang, W., Chen, J., He, L., Cheng, X., and Li, G. (2018). Electrochemical aziridination by alkene activation using a sulfamate as the nitrogen source. *Angew. Chem. Int. Ed. Engl.* **57**, 5695–5698.
40. For a single example which generates aziridines from ammonia and styrenes, see: Varszegi, C., Ernst, M., van Laar, F., Sels, B.F., Schwab, E., and De Vos, D.E. (2008). A micellar iodide-catalyzed synthesis of unprotected aziridines from styrenes and ammonia. *Angew. Chem. Int. Ed. Engl.* **47**, 1477–1480.
41. Laudadio, G., Barmopoulos, E., Schotten, C., Struik, L., Govaerts, S., Browne, D.L., and Noël, T. (2019). Sulfonamide synthesis through electrochemical oxidative coupling of amines and thiols. *J. Am. Chem. Soc.* **141**, 5664–5668.
42. Cao, Y., Adriaenssens, B., de A. Bartolomeu, A.A., Laudadio, G., de Oliveira, K.T., and Noël, T. (2020). Accelerating sulfonyl fluoride synthesis through electrochemical oxidative coupling of thiols and potassium fluoride in flow. *J. Flow Chem.* **10**, 191–197.
43. Laudadio, G., Bartolomeu, A.A., Verwijlen, L.M.H.M., Cao, Y., de Oliveira, K.T., and Noël, T. (2019). Sulfonyl fluoride synthesis through electrochemical oxidative coupling of thiols and potassium fluoride. *J. Am. Chem. Soc.* **141**, 11832–11836.
44. Laudadio, G., De Smet, W., Struik, L., Cao, Y., and Noël, T. (2018). Design and application of a modular and scalable electrochemical flow microreactor. *J. Flow Chem.* **8**, 157–165.
45. Schulz, L., and Waldvogel, S.R. (2019). Solvent control in electro-organic synthesis. *Synlett* **30**, 275–286.
46. Colomer, I., Chamberlain, A.E.R., Haughey, M.B., and Donohoe, T.J. (2017). Hexafluoroisopropanol as a highly versatile solvent. *Nat. Rev. Chem.* **1**.
47. Berkessel, A., Adrio, J.A., Hüttenhain, D., and Neudörfel, J.M. (2006). Unveiling the “booster effect” of fluorinated alcohol solvents: aggregation-induced conformational changes and cooperatively enhanced H-bonding. *J. Am. Chem. Soc.* **128**, 8421–8426.
48. Noël, T., Cao, Y., and Laudadio, G. (2019). The fundamentals Behind the use of flow reactors in electrochemistry. *Acc. Chem. Res.* **52**, 2858–2869.
49. Stanković, S., D’Hooghe, M., Catak, S., Eum, H., Waroquier, M., Van Speybroeck, V., De Kimpe, N., and Ha, H.J. (2012). Regioselectivity in the ring opening of non-activated aziridines. *Chem. Soc. Rev.* **41**, 643–665.
50. Elsherbini, M., and Wirth, T. (2019). Electroorganic synthesis under flow conditions. *Acc. Chem. Res.* **52**, 3287–3296.
51. Pletcher, D., Green, R.A., and Brown, R.C.D. (2018). Flow electrolysis cells for the synthetic organic Chemistry Laboratory. *Chem. Rev.* **118**, 4573–4591.
52. Wu, T., Nguyen, B.H., Daugherty, M.C., and Moeller, K.D. (2019). Paired electrochemical reactions and the on-site generation of a chemical reagent. *Angew. Chem. Int. Ed. Engl.* **58**, 3562–3565.
53. Kockmann, N., Thenée, P., Fleischer-Trebes, C., Laudadio, G., and Noël, T. (2017). Safety assessment in development and operation of modular continuous-flow processes. *React. Chem. Eng.* **2**, 258–280.
54. Gutmann, B., Cantillo, D., and Kappe, C.O. (2015). Continuous-flow technology—A tool for the safe manufacturing of active pharmaceutical ingredients. *Angew. Chem. Int. Ed. Engl.* **54**, 6688–6728.
55. Imada, Y., Okada, Y., Noguchi, K., and Chiba, K. (2019). Selective functionalization of styrenes with oxygen using different electrode materials: olefin cleavage and synthesis of tetrahydrofuran derivatives. *Angew. Chem. Int. Ed. Engl.* **58**, 125–129.
56. Wu, X., Davis, A.P., and Fry, A.J. (2007). Electrocatalytic oxidative cleavage of electron-deficient substituted stilbenes in acetonitrile–water employing a new high oxidation potential electrocatalyst. An electrochemical equivalent of ozonolysis. *Org. Lett.* **9**, 5633–5636.
57. Schweitzer-Chaput, B., Horwitz, M.A., de Pedro Beato, E., and Melchiorre, P. (2019). Photochemical generation of radicals from alkyl electrophiles using a nucleophilic organic catalyst. *Nat. Chem.* **11**, 129–135.
58. Aschmann, S.M., Arey, J., and Atkinson, R. (2011). Formation of p-cymene from OH + γ-terpinene: H-atom abstraction from the cyclohexadiene ring structure. *Atmos. Environ.* **45**, 4408–4411.
59. Sandford, C., Edwards, M.A., Klunder, K.J., Hickey, D.P., Li, M., Barman, K., Sigman, M.S., White, H.S., and Minter, S.D. (2019). A synthetic chemist’s guide to electroanalytical tools for studying reaction mechanisms. *Chem. Sci.* **10**, 6404–6422.