



UvA-DARE (Digital Academic Repository)

A low-mass stellar companion to the young variable star RZ Psc

Kennedy, G.M.; Ginski, C.; Kenworthy, M.A.; Benisty, M.; Henning, T.; van Holstein, R.G.; Kral, Q.; Ménard, F.; Milli, J.; Quiroga-Nuñez, L.H.; Rab, C.; Stolker, T.; Sturm, A.

DOI

[10.1093/mnrasl/slaa092](https://doi.org/10.1093/mnrasl/slaa092)

Publication date

2020

Document Version

Final published version

Published in

Monthly Notices of the Royal Astronomical Society: Letters

[Link to publication](#)

Citation for published version (APA):

Kennedy, G. M., Ginski, C., Kenworthy, M. A., Benisty, M., Henning, T., van Holstein, R. G., Kral, Q., Ménard, F., Milli, J., Quiroga-Nuñez, L. H., Rab, C., Stolker, T., & Sturm, A. (2020). A low-mass stellar companion to the young variable star RZ Psc. *Monthly Notices of the Royal Astronomical Society: Letters*, 496(1), [L75-L79]. <https://doi.org/10.1093/mnrasl/slaa092>

General rights

It is not permitted to download or to forward/distribute the text or part of it without the consent of the author(s) and/or copyright holder(s), other than for strictly personal, individual use, unless the work is under an open content license (like Creative Commons).

Disclaimer/Complaints regulations

If you believe that digital publication of certain material infringes any of your rights or (privacy) interests, please let the Library know, stating your reasons. In case of a legitimate complaint, the Library will make the material inaccessible and/or remove it from the website. Please Ask the Library: <https://uba.uva.nl/en/contact>, or a letter to: Library of the University of Amsterdam, Secretariat, Singel 425, 1012 WP Amsterdam, The Netherlands. You will be contacted as soon as possible.

A low-mass stellar companion to the young variable star RZ Psc

Grant M. Kennedy^{1,2}★, Christian Ginski^{3,4}, Matthew A. Kenworthy^{1,4},
Myriam Benisty^{5,6}, Thomas Henning⁷, Rob G. van Holstein^{4,8}, Quentin Kral^{1,9},
François Ménard⁵, Julien Milli⁵, Luis Henry Quiroga-Nuñez^{10,11}†, Christian Rab¹²,
Tomas Stolker¹³ and Ardjan Sturm⁴

¹Department of Physics, University of Warwick, Gibbet Hill Road, Coventry CV4 7AL, UK

²Centre for Exoplanets and Habitability, University of Warwick, Gibbet Hill Road, Coventry CV4 7AL, UK

³Sterrenkundig Instituut Anton Pannekoek, Science Park 904, NL-1098 XH Amsterdam, the Netherlands

⁴Leiden Observatory, Leiden University, PO Box 9513, NL-2300 RA Leiden, the Netherlands

⁵Univ. Grenoble Alpes, CNRS, IPAG, F-38000 Grenoble, France

⁶Unidad Mixta Internacional Franco-Chilena de Astronomía (CNRS UMI 3386), Departamento de Astronomía, Universidad de Chile, Camino El Observatorio 1515, Las Condes, Santiago, Chile

⁷Max Planck Institute for Astronomy, Königstuhl 17, D-69117 Heidelberg, Germany

⁸European Southern Observatory (ESO), Alonso de Córdova 3107, Vitacura, Casilla 19001, Santiago, Chile

⁹LESIA, Observatoire de Paris, Université PSL, CNRS, Sorbonne Université, Univ. Paris Diderot, Sorbonne Paris Cité, 5 place Jules Janssen, F-92195 Meudon, France

¹⁰National Radio Astronomy Observatory, Array Operations Center, Socorro, NM 87801, USA

¹¹Department of Physics and Astronomy, University of New Mexico, Albuquerque, NM 87131, USA

¹²Kapteyn Astronomical Institute, University of Groningen, PO Box 800, NL-9700 AV Groningen, the Netherlands

¹³Institute for Particle Physics and Astrophysics, ETH Zurich, Wolfgang-Pauli-Strasse 27, CH-8093 Zurich, Switzerland

Accepted 2020 May 12. Received 2020 April 17; in original form 2020 February 18

ABSTRACT

RZ Psc is a young Sun-like star with a bright and warm infrared excess that is occasionally dimmed significantly by circumstellar dust structures. Optical depth arguments suggest that the dimming events do not probe a typical sightline through the circumstellar dust, and are instead caused by structures that appear above an optically thick mid-plane. This system may therefore be similar to systems where an outer disc is shadowed by material closer to the star. Here, we report the discovery that RZ Psc hosts a $0.12 M_{\odot}$ companion at a projected separation of 23 au. We conclude that the disc must orbit the primary star. While we do not detect orbital motion, comparison of the angle of linear polarization of the primary with the companion's on-sky position angle provides circumstantial evidence that the companion and disc may not share the same orbital plane. Whether the companion severely disrupts the disc, truncates it, or has little effect at all will require further observations of both the companion and disc.

Key words: instrumentation: high angular resolution – binaries: general – circumstellar matter – stars: individual: RZ Psc.

1 INTRODUCTION

RZ Psc is a young star that shows irregular photometric dimming events that are attributed to circumstellar dust transiting across the face of the star. Such systems promise a window on the clumpiness of the inner regions of circumstellar discs near the epoch of planet formation (e.g. de Wit et al. 2013), and combined with ancillary information (e.g. dust thermal emission, outer disc imaging) may yield broader insights into disc vertical structure and geometry (e.g. Ansdell et al. 2016a, 2020; Kennedy et al. 2017). Similarly, clumpy

and/or misaligned inner discs can cast shadows on outer disc regions (e.g. Casassus et al. 2012; Marino, Perez & Casassus 2015; Pinilla et al. 2018). As noted by Stolker et al. (2017), shadowed-disc systems may be very similar to those where the star is seen to be dimmed from Earth, and simply observed with a more face-on geometry. Given that perturbations of inner disc regions by planetary or stellar companions have been proposed for shadowed-disc systems (e.g. Pinilla et al. 2018), the same may be true for variable systems such as RZ Psc.

RZ Psc has been classed as a ‘UXor’ (e.g. Rostopchina, Grinin & Shakhovskoi 1999), which are normally young Herbig Ae/Be stars that show sporadic photometric dimming events that last for days to weeks (Herbst et al. 1994). UXors also tend to show an

* E-mail: g.kennedy@warwick.ac.uk

† Jansky Fellow of the National Radio Astronomy Observatory

increased degree of linear polarization and reddening during typical dimming events (e.g. Grinin 1988, 1994). The circumstellar dust interpretation posits that the linear polarization increases because the fraction of the total emission that is contributed by dust-scattered light increases when the star is dimmed, and that the reddening is caused by wavelength-selective extinction. While other scenarios may explain some UXors (Herbst & Shevchenko 1999), RZ Psc is consistent with the circumstellar dust scenario, for several reasons.

Primarily, RZ Psc shows both the reddening behaviour and an increased degree of linear polarization during dimmings (Shakhovskoi, Grinin & Rostopchina 2003). Using the time-scale of RZ Psc’s dimming events, from which a transverse velocity can be estimated, this dust is estimated to lie at roughly 1 au (5 mas at the distance of 196 pc; Grinin, Potravnov & Musaev 2010; Gaia Collaboration 2018). This system is also seen to host a bright mid-infrared (mid-IR) excess, inferred to be thermal emission from a warm circumstellar dust population (de Wit et al. 2013). There is no far-IR excess, which rules out a bright outer disc, but the outer radius could nevertheless be several tens of au (Kennedy et al. 2017). While neither of these properties is unusual for a UXor, what marks RZ Psc as unusual is that its probable age is a few tens of Myr, older than other UXors, and Herbig Ae/Be stars in general (which have ages $\lesssim 10$ Myr; Grinin et al. 2010; Potravnov & Grinin 2013). Also, the spectral type of K0V is later than typical UXors, and more similar to the so-called dippers (which show more frequent dust-related dimming behaviour, typically on \sim day time-scales; see e.g. Morales-Calderón et al. 2011; Cody et al. 2014; Ansdell et al. 2016b; Hedges, Hodgkin & Kennedy 2018). In addition to the short-term dimming events, RZ Psc also shows a long-term sinusoidal photometric variation with a 12 yr period and 0.5 mag amplitude.

Synthesizing these observations, de Wit et al. (2013) suggested that the dust populations causing the dimming and IR excess are one and the same, and given the probable age that this dust resides in a young and massive analogue of the Solar system’s asteroid belt. The long-term variation was considered largely independent of the inner dust population, perhaps caused by a varying line of sight through an outer disc that is warped by a companion.

This picture was reconsidered by Kennedy et al. (2017), based primarily on a simple optical depth argument. The large fractional dust luminosity ($L_{\text{disc}}/L_{\star} \approx 0.07$) implies that 7 per cent of the starlight is captured and re-emitted thermally by the dust. That is, as seen from the star about 7 per cent of the sky is covered by dust. RZ Psc is not seen to be significantly reddened (Kaminskiĭ, Kovalchuk & Pugach 2000), implying that either the dust must have a large scale height (i.e. has a more shell-like structure) or our line of sight to the star does not probe a typical sightline through the dust cloud. The increased degree of linear polarization during deep dimming events, however, disfavors a near-spherical distribution of dust around the star. Kennedy et al. (2017) therefore concluded that the dimming events are the result of occultations by dust structures that rise above an optically thick disc mid-plane, highlighting the alternative possibility that RZ Psc hosts a relatively old and evolved protoplanetary disc (a related scenario is that material is falling towards the star, so appears above the mid-plane in projection; e.g. Grady et al. 1996). Recent work finds that RZ Psc shows a weak $H\alpha$ accretion signature, which is more consistent with a long-lived protoplanetary disc scenario (Potravnov et al. 2017; Potravnov, Grinin & Serebriakova 2019).

Here, we present the discovery that RZ Psc is a binary with a sky-projected separation of 23 au, based on high-contrast imaging observations with VLT/SPHERE (Beuzit et al. 2019). While RZ Psc shows no evidence for an outer disc, this companion might be

Table 1. Observing set-up and average observing conditions for all SPHERE/IRDIS observation epochs. DIT is the detector integration time for each frame, and $\langle\tau_0\rangle$ is the average coherence time of the atmosphere. Only the 2019 August 16 observation did not use a coronagraph.

Epoch	Filter	DIT (s)	No. of frames	Seeing (arcsec)	$\langle\tau_0\rangle$ (ms)
2018 October 1	BB_H	64	32	0.81	3.9
2019 August 16	BB_H	0.84	1536	0.63	4.7
2019 August 17	BB_K _s	64	32	0.68	2.4
2019 August 19	BB_K _s	64	32	0.58	3.5
2019 August 21	BB_K _s	64	32	0.40	14.7
2019 August 23	BB_K _s	64	32	0.75	4.3

truncating and/or warping parts of the disc in a way that makes the inner regions of this system similar to shadowed-disc systems. We present our observations in Section 2, and discuss the possible implications in Section 3.

2 OBSERVATIONS AND RESULTS

RZ Psc was observed with SPHERE/IRDIS (Dohlen et al. 2008) in its dual-band polarimetric imaging mode (Langlois et al. 2014; de Boer et al. 2020; van Holstein et al. 2020) at a total of six observation epochs. We show the instrument set-up and integration time in Table 1. The first observation epoch in 2018 was performed in the field-stabilized mode of the instrument, while all subsequent observations were performed in pupil-stabilized mode to ensure high polarimetric throughput of the instrument (van Holstein et al. 2017). We note that the field rotation due to the parallactic angle change in pupil-stabilized mode was 10° or less in all observation epochs. All but the second observation epoch use the IRDIS apodized Lyot coronagraph *YJH_S* with a radius of 92.5 mas (Carbillet et al. 2011).

All data reduction was performed with the IRDAP pipeline (IRDIS Data reduction for Accurate Polarimetry; van Holstein et al. 2020). The final data products used for the analysis included the stacked total intensity images as well as the Stokes Q and U images. Due to the very small change in parallactic angle, we did not perform angular differential imaging in total intensity on the data sets.

For our analysis, we used the observations taken in the H band on 2018 October 1 and 2019 August 16, with and without the coronagraph, respectively, as well as the observation taken in K_s band on 2019 August 23. The remaining three K_s -band epochs suffer from non-ideal observing conditions as described in Appendix A. The total intensity images reveal the presence of a close and faint companion in the system as shown in Fig. 1.

To determine the nature of the companion, we extracted astrometry and photometry from all observation epochs. Since the companion position is strongly contaminated by the point spread function (PSF) of RZ Psc, we first subtracted a 180° rotated version of the images from the images to approximate the stellar PSF. For astrometric extraction, we then fitted a Gaussian to the companion signal. Astrometric calibration of the images was performed with the standard values given in Maire et al. (2016). The final astrometric results are given in Table 2. Note that for the K_s -band epoch, the companion signal is likely vignetted somewhat by the coronagraphic mask, which may influence the extracted position. This should be less problematic in the higher spatial resolution H -band image of the first observation epoch and the image taken without the coronagraph in the second observation epoch.

To extract the photometry of the companion, we used apertures. The aperture radii were three detector pixels in the H -band images

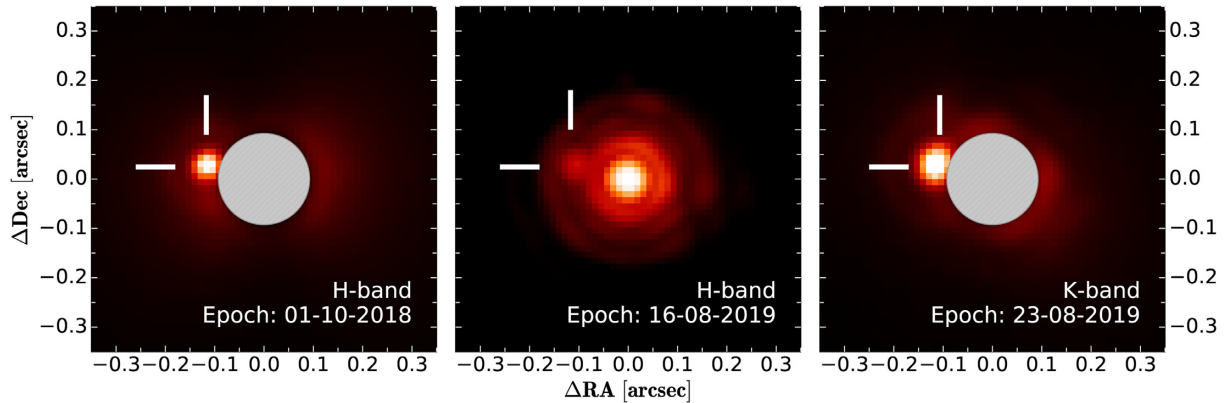


Figure 1. SPHERE/IRDIS observations of RZ Psc A’s companion. Left and right images were taken with a coronagraph in place (marked by the grey hashed area). The data shown in the middle panel were taken without a coronagraph. The position of the new stellar companion is marked by the white bars. The filter of the observation is indicated in each panel as well as the observation date. The J2000 primary position is $01^{\text{h}}09^{\text{m}}42^{\text{s}}.05 + 27^{\text{d}}57^{\text{m}}01^{\text{s}}.9$ at epoch 2000.0.

Table 2. Astrometry and photometry of the RZ Psc system, including 1σ uncertainties, as extracted from our SPHERE/IRDIS observations. The apparent magnitude assumes that the primary has a magnitude of 9.84 in H band, and 9.70 in K_s band (2MASS; Skrutskie et al. 2006).

Epoch	Filter	Sep (mas)	PA (deg)	Δmag	App. mag
2018 October 1	H	116.6 ± 1.8	76.3 ± 0.7	3.87 ± 0.14	13.71 ± 0.14
2019 August 16	H	115.6 ± 2.3	75.5 ± 1.0	4.02 ± 0.26	13.85 ± 0.26
2019 August 23	K_s	120.8 ± 1.8	74.9 ± 0.7	3.81 ± 0.20	13.51 ± 0.20

and four detector pixels in the K_s -band images, approximating one resolution element in either band. In addition to the initial background subtraction, we used apertures with the same separation from the primary star at larger and smaller position angles than the companion position to determine the mean local residual background, which we subtract from the companion flux. All photometric measurements were performed relative to the primary star since no other calibrators were available. For the non-coronagraphic H -band epoch, both the star and the companion flux could be measured in the same image. To measure the stellar flux in the coronagraphic epochs, we used flux calibration frames in which the primary star was shifted away from the coronagraph. These were taken with short integration times and, in the case of the H band, a neutral density filter to prevent saturation. We used IRDIS *ND.1.0* neutral density filter, with a throughput ratio in H band of 7.94. Since the companion is located close to the inner working angle of the coronagraph, we have to take coronagraph throughput into account. For the H band, detailed measurements exist and are presented in a forthcoming publication by Wilby et al. (in preparation). Given the companion separation, we used a throughput correction factor of 0.865. For the K_s band, no measurements exist for the *YJHS* coronagraph. However, since the PSF full width at half-maximum scales linearly with wavelength we extrapolated the throughput correction from shorter wavelengths and find a correction factor of 0.765. The extracted magnitude relative to the primary for each observation is given in Table 2.

All-Sky Automated Survey for Supernovae (Kochanek et al. 2017) photometry on the days before and after our first epoch observation is consistent with being in the undimmed state. While photometry is not yet available for the more recent epochs, the consistency of the photometry in Table 2 suggests that these observations were also during undimmed periods. Similarly, spectral energy density fitting that includes the 2MASS photometry used to

derive the apparent magnitudes of the companion finds a well-fitting solution, indicating that the star was not significantly dimmed at the time of those observations (Kennedy et al. 2017).

We do not detect a linear polarization signal from extended circumstellar dust in any of the observation epochs and can thus rule out the presence of significant amounts of small (μm -sized) dust particles down to the coronagraphic inner working angle of 92 mas (18 au). We do measure the linear polarization of the primary star in H band (the K_s -band data are of not sufficient quality to provide a useful measurement). The first and second epochs yield 0.5 ± 0.1 per cent at PA $52 \pm 7^\circ$ and 0.56 ± 0.09 per cent at PA $55 \pm 3^\circ$, respectively. Due to the contamination by the residual stellar halo in Stokes Q and U images, a measurement of the companion polarization is difficult. Using the same aperture photometry technique as described previously, we estimate that the companion’s degree of linear polarization is less than 0.2 per cent in the H band.

3 DISCUSSION AND CONCLUSIONS

Several tests can be made to verify association of the companion with RZ Psc. First, following the approach of Lillo-Box, Barrado & Bouy (2014), we used the *trilegal* model of the Milky Way (Girardi et al. 2005) to estimate the probability of a background star as bright or brighter than the detected companion appearing within 120 mas of RZ Psc, which yields 1.7×10^{-6} . Secondly, Fig. 2 shows that the companion is comoving with RZ Psc on the sky and that a stationary background source is ruled out (5.6σ in PA, 7.9σ in separation). Thirdly, while a background source is not necessarily stationary, the distance required for a K0-type giant (e.g. Pollux) to have the same magnitude as the companion is about 9 kpc, and at this distance fewer than 1 in 10 000 stars in Gaia Data Release 2 (Gaia Collaboration 2016, 2018) have a proper motion as high as RZ Psc. Also, given the few-degree uncertainty on the companion PA, the probability that a background source with the same proper motion amplitude would also be moving in the same direction as RZ Psc is ~ 1 per cent. We therefore conclude that the companion is almost certainly associated with RZ Psc.

Using the distance to RZ Psc of 196 pc, the absolute H -band magnitude of the companion is 7.3 ± 0.1 and the $H-K_s$ colour is 0.2 ± 0.3 , which are consistent with a mid-M field star spectral type (e.g. Bohn et al. 2020). If we assume an age of 20 Myr for RZ Psc (Potravnov et al. 2019), then using the BT-Settl isochrones

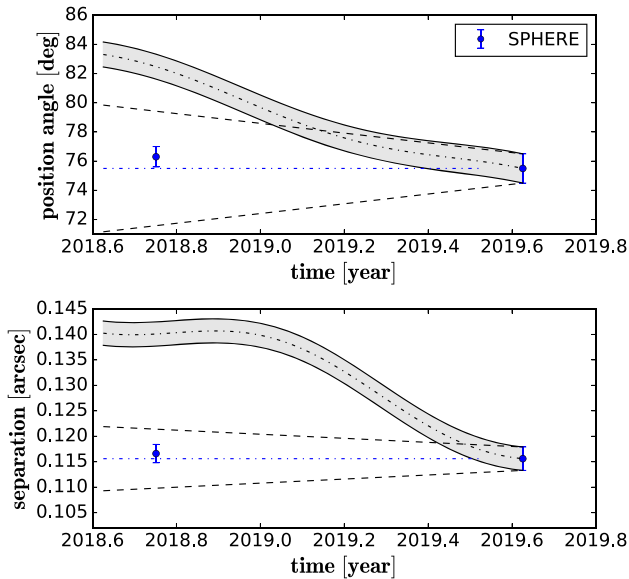


Figure 2. Position angle and separation of the new companion relative to RZ Psc A over time. The grey ribbon area indicates the expected behaviour for an unmoving background object, given RZ Psc’s proper motion of $\mu_\alpha = 27.4 \pm 0.1 \text{ mas yr}^{-1}$, $\mu_\delta = -12.6 \pm 0.2 \text{ mas yr}^{-1}$ (Gaia Collaboration 2018). The dashed lines show the maximal angle/distance a comoving companion on a circular orbit could move, assuming face-on (upper panel) and edge-on (lower panel) orientations, and the stellar mass and distance given in Section 3.

(Allard, Homeier & Freytag 2012) we find a companion mass of $0.12 \pm 0.01 M_\odot$ for the H band and $0.11 \pm 0.02 M_\odot$ for the K_s band. The systematic uncertainty in the mass due to an uncertain age is of course larger (of the order of $0.05 M_\odot$ if the age changes by 10 Myr).

Assuming a circular and face-on orbit, the expected azimuthal orbital motion of the companion at 23 au (assuming 196 pc and an approximate primary mass for a K0V-type star of $0.9 M_\odot$) is about 6 mas yr^{-1} . Our observations are on the verge of providing constraints on the orbit, and similarly, precise observations beyond 2020 will constrain the orbit regardless of whether relative motion is seen. For now, however, we cannot derive meaningful constraints because (i) the object’s motion is not sufficiently high to rule out low-eccentricity or high-inclination orbits (Pearce, Wyatt & Kennedy 2015) and (ii) the lack of motion between epochs remains consistent with an unbound object; the 3σ upper limit on the sky-projected velocity is 1.6 au yr^{-1} , only slightly less than the escape velocity at the projected separation of 23 au of 1.8 au yr^{-1} (and the actual separation is likely larger, so the escape velocity lower). While a close encounter between unbound objects therefore remains a possibility, this is also unlikely because the interaction at the observed separation would last of the order of hundreds of years, which is a tiny fraction of the stellar age.

Our H -band linear polarization measurements are similar, in both magnitude and angle, to those in the optical when the star is not significantly dimmed and after interstellar polarization has been subtracted, suggesting that most of the polarization in the near-IR comes from light scattered off the circumstellar disc (optical measurements in V and R yield 0.68 per cent at 48° and 0.73 per cent at 49° , respectively; Shakhovskoi et al. 2003). For most disc orientations, the unresolved linear polarization angle is perpendicular to the disc position angle, though can become parallel in highly optically

thick and near to edge-on cases (Whitney & Hartmann 1992, 1993). Given that RZ Psc is not significantly reddened when undimmed, the latter seems unlikely. The angle of linear polarization of 53° is therefore more similar to the companion’s on-sky PA of 76° than expected, and may mean that the disc plane and companion orbital plane are misaligned. The companion’s orbit remains unconstrained, however, so this discrepancy is largely suggestive, and would be aided by observations that establish the disc orientation for comparison with the angle of polarization.

What does this discovery mean for the interpretation of RZ Psc, and the nature of the UX Ori-like dimming events? First, the companion is sufficiently faint (i.e. $\approx 40\times$ fainter than RZ Psc A in H band) that if it were the object being dimmed, the effect on the light curve at any wavelength would be negligible. Similarly, the companion’s luminosity ($\ll 2.5$ per cent of RZ Psc A’s luminosity) is less than the IR excess (7 per cent), so cannot solely heat the observed circumstellar dust. Therefore, the circumstellar dust orbits the primary.

It seems inevitable that the occulting structures causing the dimming of RZ Psc A reside above a disc mid-plane that has significant radial optical depth. Our data strengthen this view, the reason being that the PA of linear polarization measured here is very similar to that measured by Shakhovskoi et al. (2003). If the dust were in a roughly spherical cloud and the linear polarization arises due to inhomogeneities in this structure, then the PA would not be expected to be similar for measurements made decades apart. Nevertheless, it is possible that the companion strongly influences the disc dynamics, for example via truncation at approximately half to one-third of the companion’s semimajor axis (truncation seems more likely than gap formation, given the lack of far-IR excess). If the disc still retains a significant gas mass, this influence may also manifest as a warp or spiral structures that pull material out of the disc plane and into our line of sight to the star. If the disc is gas-poor, the companion may have recently destabilized a newly formed planetary system or planetesimal belt, which is now colliding and producing a significant mass of dust, some of which passes between us and the star. In either case, a companion could cause some portions of the disc to precess slowly, or otherwise cause the 0.5 mag variation seen with a 12 yr period (e.g. as discussed by de Wit et al. 2013).

The specifics of such interactions are unclear; while we find circumstantial evidence that the disc and companion have different orbital planes, this would be best quantified by constraining the companion’s orbit (e.g. with VLT/SPHERE), and attempting to derive constraints on the dust geometry (e.g. with VLTI/MATISSE). ALMA observations may provide useful information on material beyond a few au, e.g. a continuum or CO detection could reveal the presence of an outer disc, or a non-detection suggest that the disc extent is largely limited to that already seen in the mid-IR. Such characterization may also shed light on the long-term variation.

What are the wider implications of this discovery, if any? One is that the inner companion theory for shadowed outer disc systems seems credible, if RZ Psc is indeed a more highly inclined version of such systems. Another is that while young systems with extreme warm IR excesses are commonly interpreted as showing evidence for terrestrial planet formation (e.g. Kenyon & Bromley 2004; Melis et al. 2010; Meng et al. 2012), the possible influence of more massive companions should be considered. While further work is clearly needed, RZ Psc provides evidence that non-planetary mass companions may play an important role in the evolution of young planetary systems.

ACKNOWLEDGEMENTS

We thank the referee for a constructive report. GMK was supported by the Royal Society as a Royal Society University Research Fellow. CG and CR acknowledge funding from the Netherlands Organisation for Scientific Research (NWO) TOP-1 grant as part of the research programme ‘Herbig Ae/Be stars, Rosetta stones for understanding the formation of planetary systems’, project number 614.001.552. FM acknowledges funding from the French National Research Agency (ANR) under contract number ANR-16-CE31-0013.

REFERENCES

- Allard F., Homeier D., Freytag B., 2012, *Phil. Trans. R. Soc. A*, 370, 2765
 Ansdell M., Gaidos E., Williams J. P., Kennedy G., Wyatt M. C., LaCourse D. M., Jacobs T. L., Mann A. W., 2016a, *MNRAS*, 462, L101
 Ansdell M. et al., 2016b, *ApJ*, 816, 69
 Ansdell M. et al., 2020, *MNRAS*, 492, 572
 Beuzit J. L. et al., 2019, *A&A*, 631, A155
 Bohn A. J. et al., 2020, *MNRAS*, 492, 431
 Cantalloube F. et al., 2018, *A&A*, 620, L10
 Carillet M. et al., 2011, *Exp. Astron.*, 30, 39
 Casassus S., Perez M. S., Jordán A., Ménard F., Cuadra J., Schreiber M. R., Hales A. S., Ercolano B., 2012, *ApJ*, 754, L31
 Cody A. M. et al., 2014, *AJ*, 147, 82
 de Boer J. et al., 2020, *A&A*, 633, A63
 de Wit W. J., Grinin V. P., Potravnov I. S., Shakhovskoi D. N., Müller A., Moerchen M., 2013, *A&A*, 553, L1
 Dohlen K. et al., 2008, in McLean I. S., Casali M. M., eds, Proc. SPIE Conf. Ser. Vol. 7014, Ground-Based and Airborne Instrumentation for Astronomy II. SPIE, Bellingham, p. 70143L
 Gaia Collaboration, 2016, *A&A*, 595, A1
 Gaia Collaboration, 2018, *A&A*, 616, A1
 Girardi L., Groenewegen M. A. T., Hatziminaoglou E., da Costa L., 2005, *A&A*, 436, 895
 Grady C. A. et al., 1996, *A&AS*, 120, 157
 Grinin V. P., 1988, *Sov. Astron. Lett.*, 14, 27
 Grinin V. P., 1994, in Thé P. S., Pérez M. R., van den Heuvel E. P. J., eds, ASP Conf. Ser. Vol. 62, The Nature and Evolutionary Status of Herbig Ae/Be Stars. Astron. Soc. Pac., San Francisco, p. 63
 Grinin V. P., Potravnov I. S., Musaev F. A., 2010, *A&A*, 524, A8
 Hedges C., Hodgkin S., Kennedy G., 2018, *MNRAS*, 476, 2968
 Herbst W., Shevchenko V. S., 1999, *AJ*, 118, 1043
 Herbst W., Herbst D. K., Grossman E. J., Weinstein D., 1994, *AJ*, 108, 1906
 Kaminskiĭ B. M., Kovalchuk G. U., Pugach A. F., 2000, *Astron. Rep.*, 44, 611
 Kennedy G. M., Kenworthy M. A., Pepper J., Rodriguez J. E., Siverd R. J., Stassun K. G., Wyatt M. C., 2017, *R. Soc. Open Sci.*, 4, 160652
 Kenyon S. J., Bromley B. C., 2004, *ApJ*, 602, L133
 Kochanek C. S. et al., 2017, *PASP*, 129, 104502
 Langlois M. et al., 2014, in Ramsay S. K., McLean I. S., Takami H., eds, Proc. SPIE Conf. Ser. Vol. 9147, Ground-Based and Airborne Instrumentation for Astronomy V. SPIE, Bellingham, p. 91471R
 Lillo-Box J., Barrado D., Bouy H., 2014, *A&A*, 566, A103
 Maire A.-L. et al., 2016, in Evans C. J., Simard L., Takami H., eds, Proc. SPIE Conf. Ser. Vol. 9908, Ground-Based and Airborne Instrumentation for Astronomy VI. SPIE, Bellingham, p. 990834
 Marino S., Perez S., Casassus S., 2015, *ApJ*, 798, L44
 Melis C., Zuckerman B., Rhee J. H., Song I., 2010, *ApJ*, 717, L57
 Meng H. Y. A., Rieke G. H., Su K. Y. L., Ivanov V. D., Vanzi L., Rujopakarn W., 2012, *ApJ*, 751, L17
 Milli J. et al., 2018, in Close L. M., Schreiber L., Schmidt D., eds, Proc. SPIE Conf. Ser. Vol. 10703, Adaptive Optics Systems VI. SPIE, Bellingham, p. 107032A
 Morales-Calderón M. et al., 2011, *ApJ*, 733, 50
 Pearce T. D., Wyatt M. C., Kennedy G. M., 2015, *MNRAS*, 448, 3679
 Pinilla P. et al., 2018, *ApJ*, 868, 85
 Potravnov I. S., Grinin V. P., 2013, *Astron. Lett.*, 39, 776
 Potravnov I. S., Mkrichian D. E., Grinin V. P., Ilyin I. V., Shakhovskoy D. N., 2017, *A&A*, 599, A60
 Potravnov I. S., Grinin V. P., Serebriakova N. A., 2019, *A&A*, 630, A64
 Rostopchina A. N., Grinin V. P., Shakhovskoi D. N., 1999, *Astron. Lett.*, 25, 243
 Sauvage J.-F. et al., 2016, in Marchetti E., Close L. M., Véran J.-P., eds, Proc. SPIE Conf. Ser. Vol. 9909, Adaptive Optics Systems V. SPIE, Bellingham, p. 990916
 Shakhovskoi D. N., Grinin V. P., Rostopchina A. N., 2003, *Astron. Rep.*, 47, 580
 Skrutskie M. F. et al., 2006, *AJ*, 131, 1163
 Stolker T. et al., 2017, *ApJ*, 849, 143
 van Holstein R. G. et al., 2017, in Shaklan S., ed., Proc. SPIE Conf. Ser. Vol. 10400, Techniques and Instrumentation for Detection of Exoplanets VIII. SPIE, Bellingham, p. 1040015
 van Holstein R. G. et al., 2020, *A&A*, 633, A64
 Whitney B. A., Hartmann L., 1992, *ApJ*, 395, 529
 Whitney B. A., Hartmann L., 1993, *ApJ*, 402, 605

APPENDIX A: ADDITIONAL K_S -BAND EPOCHS

Fig. A1 shows the four K_S -band images, of which only epoch 4 was used in the final analysis. Epoch 1 suffers from a strong wind-driven halo (Cantalloube et al. 2018), which results in asymmetric bleeding of the stellar halo from behind the coronagraph, making estimation of the background at the location of the companion uncertain. Epoch 2 suffers similar issues, but is markedly worse. Epochs 3 and 4 are better, but epoch 3 still suffers from an asymmetric PSF, this time due to the low wind effect (Sauvage et al. 2016; Milli et al. 2018). Epoch 4 does not suffer either of these issues.

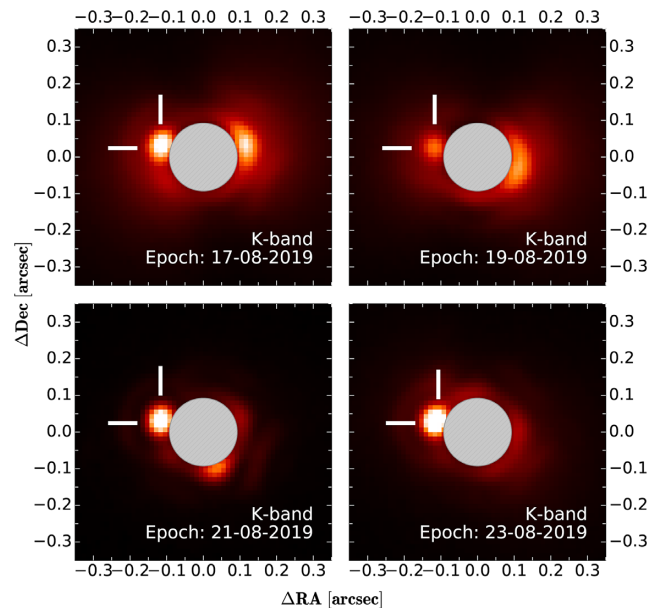


Figure A1. Images of all four K_S -band observations (see Table 1). Only epoch 4 (2019 August 23) is used in our analysis. All data sets are shown with the same stretch of the colour bar.

This paper has been typeset from a $\text{\TeX}/\text{\LaTeX}$ file prepared by the author.