



UvA-DARE (Digital Academic Repository)

Sensitivity of the lower edge of the pair-instability black hole mass gap to the treatment of time-dependent convection

Renzo, M.; Farmer, R.J.; Justham, S.; de Mink, S.E.; Götberg, Y.; Marchant, P.

DOI

[10.1093/mnras/staa549](https://doi.org/10.1093/mnras/staa549)

Publication date

2020

Document Version

Final published version

Published in

Monthly Notices of the Royal Astronomical Society

[Link to publication](#)

Citation for published version (APA):

Renzo, M., Farmer, R. J., Justham, S., de Mink, S. E., Götberg, Y., & Marchant, P. (2020). Sensitivity of the lower edge of the pair-instability black hole mass gap to the treatment of time-dependent convection. *Monthly Notices of the Royal Astronomical Society*, 493(3), 4333-4341. <https://doi.org/10.1093/mnras/staa549>

General rights

It is not permitted to download or to forward/distribute the text or part of it without the consent of the author(s) and/or copyright holder(s), other than for strictly personal, individual use, unless the work is under an open content license (like Creative Commons).

Disclaimer/Complaints regulations

If you believe that digital publication of certain material infringes any of your rights or (privacy) interests, please let the Library know, stating your reasons. In case of a legitimate complaint, the Library will make the material inaccessible and/or remove it from the website. Please Ask the Library: <https://uba.uva.nl/en/contact>, or a letter to: Library of the University of Amsterdam, Secretariat, Singel 425, 1012 WP Amsterdam, The Netherlands. You will be contacted as soon as possible.

UvA-DARE is a service provided by the library of the University of Amsterdam (<https://dare.uva.nl>)

Sensitivity of the lower edge of the pair-instability black hole mass gap to the treatment of time-dependent convection

M. Renzo ^{1,2,★} R. J. Farmer ² S. Justham ^{3,4,2} S. E. de Mink ^{2,5} Y. Götzberg ⁶
and P. Marchant ^{7,8}

¹Center for Computational Astrophysics, Flatiron Institute, New York, NY 10010, USA

²Anton Pannekoek Institute for Astronomy and GRAPPA, University of Amsterdam, NL-1090 GE Amsterdam, the Netherlands

³School of Astronomy and Space Science, University of the Chinese Academy of Sciences, Beijing 100012, China

⁴National Astronomical Observatories, Chinese Academy of Sciences, Beijing 100012, China

⁵Center for Astrophysics | Harvard & Smithsonian, 60 Garden Street, Cambridge, MA 02138, USA

⁶The observatories of the Carnegie institution for Science, 813 Santa Barbara St, Pasadena, CA 91101, USA

⁷Department of Physics and Astronomy, Northwestern University, 2145 Sheridan Road, Evanston, IL 60208, USA

⁸Institute of Astrophysics, KU Leuven, Celestijnenlaan 200D, B-3001 Leuven, Belgium

Accepted 2020 February 18. Received 2020 February 14; in original form 2019 August 23

ABSTRACT

Gravitational-wave detections are now probing the black hole (BH) mass distribution, including the predicted pair-instability mass gap. These data require robust quantitative predictions, which are challenging to obtain. The most massive BH progenitors experience episodic mass ejections on time-scales shorter than the convective turnover time-scale. This invalidates the steady-state assumption on which the classic mixing length theory relies. We compare the final BH masses computed with two different versions of the stellar evolutionary code MESA: (i) using the default implementation of Paxton et al. (2018) and (ii) solving an additional equation accounting for the time-scale for convective deceleration. In the second grid, where stronger convection develops during the pulses and carries part of the energy, we find weaker pulses. This leads to lower amounts of mass being ejected and thus higher final BH masses of up to $\sim 5 M_{\odot}$. The differences are much smaller for the progenitors that determine the maximum mass of BHs below the gap. This prediction is robust at $M_{\text{BH,max}} \simeq 48 M_{\odot}$, at least within the idealized context of this study. This is an encouraging indication that current models are robust enough for comparison with the present-day gravitational-wave detections. However, the large differences between individual models emphasize the importance of improving the treatment of convection in stellar models, especially in the light of the data anticipated from the third generation of gravitational-wave detectors.

Key words: convection – methods: numerical – stars: black holes – stars: massive.

1 INTRODUCTION

One of the most challenging aspects of simulating the interior evolution of stars is the treatment of convection (e.g. Renzini 1987; Arnett et al. 2019; Buldgen 2019). The development of convective motion in highly stratified media is an inherently multidimensional problem, which involves turbulence. Spherically symmetric stellar models typically rely on the mixing length theory (MLT; Böhm-Vitense 1958), which provides an averaged description of subsonic, steady-state convection. Albeit with many well-known caveats, MLT is often a sufficient description for the energy transport and chemical mixing provided by convection. This is because the

evolutionary time-scale of a star is typically much longer than the convective turnover time-scale: within a single time step it is reasonable to assume that the steady state described by MLT can be achieved in the convective layers.

However, some stars can experience dynamical phases of evolution that are too short for convection to achieve the steady state described by MLT. One relevant example is the calculation of the spectrum of asteroseismological pulsations for stars with convective envelopes (e.g. Unno 1967; Gough 1977). Cases where the short evolutionary time-scale might influence the stellar structure include the helium flash (e.g. Nomoto & Sugimoto 1977) and more generally any explosive thermonuclear ignition that can drive convection (e.g. Nomoto, Thielemann & Yokoi 1984; Nomoto 1987; Takahashi, Yoshida & Umeda 2013), very late evolutionary phases of massive star evolution (e.g. Couch et al. 2015; Chatzopoulos et al. 2016),

* E-mail: mrenzo@flatironinstitute.org

dynamically unstable mass transfer from a convective donor star (e.g. Lauterborn & Weigert 1972; Paczyński & Sienkiewicz 1972), and stellar explosions (e.g. Couch & Ott 2013). In these situations, the time dependence of convection can become important, and stellar evolution calculations typically lack a first principles model for the convective acceleration. Sometimes, the convective acceleration due to buoyancy is limited to a fraction of the local gravitational acceleration to prevent unphysically large accelerations (e.g. Arnett 1969; Wood 1974).

Here, we focus on a timely example of a situation in which the time dependence of convection can be important: the evolution of very massive stars experiencing pulsational pair instability (PPI; Fowler & Hoyle 1964; Barkat, Rakavy & Sack 1967). Because of the large mass required to encounter this instability, it is expected to be a rare phenomenon in nature, but the recent detection of black holes (BHs) with masses $30 \lesssim M_{\text{BH}} \lesssim 50 M_{\odot}$ (Abbott et al. 2019a) has driven the interest in understanding the evolution of the most massive (stellar) BH progenitors. To fully harvest the information carried by gravitational waves and use it to constrain stellar evolution, we need to have robust stellar models and characterize their sensitivity to uncertain ingredients (e.g. Farmer et al. 2016, 2019; Renzo et al. 2017; Davis, Jones & Herwig 2019).

Stars that develop helium (He) core masses exceeding $M_{\text{He}} \gtrsim 30 M_{\odot}$ are predicted to encounter the PPI and shed significant amounts of mass in subsequent pulsation episodes (e.g. Rakavy & Shaviv 1967; Yoshida et al. 2016; Woosley 2017, 2019; Takahashi 2018; Leung, Nomoto & Blinnikov 2019; Marchant et al. 2019). The amount of mass lost in these pulses, together with the previous wind mass loss, determines the mass distribution of BHs formed. Increasing further to $M_{\text{He}} \gtrsim 60 M_{\odot}$, the instability becomes so violent that the entire star is disrupted in a pair-instability supernova (PISN; Barkat et al. 1967; Fraley 1968), without leaving any compact remnant. For $M_{\text{He}} \gtrsim 135 M_{\odot}$, all the energy released by the thermonuclear explosion is used to photodisintegrate the newly formed nuclei, instead of accelerating the stellar gas, and BH formation resumes (e.g. Bond, Arnett & Carr 1984). Thus, PISNe are expected to carve a gap in the BH mass distribution.

Numerical simulations of the PPI evolution require following hydrodynamical phases in between phases of hydrostatic equilibrium. This can be done alternating the use of two different codes (e.g. Chatzopoulos & Wheeler 2012; Chatzopoulos, Wheeler & Couch 2013; Yoshida et al. 2016; Takahashi 2018), which however limits the number of pulsational events that can be followed. To the best of our knowledge, two hydrodynamic Lagrangian stellar evolution codes can now follow the evolution of such massive stars. Woosley (2017, 2019) presented the first grids of stellar models computed with the KEPLER code (Weaver, Zimmerman & Woosley 1978), building upon pre-existing models computed with the same code (Woosley, Heger & Weaver 2002; Woosley, Blinnikov & Heger 2007). Recently, Marchant et al. (2019), Farmer et al. (2019), Renzo et al. (2020), and Leung et al. (2019) used two different implementations of hydrodynamics in the open-source code MESA (Paxton et al. 2011, 2013, 2015, 2018, 2019) to simulate the evolution of PPI.

Several authors have noted that the amount of mass lost is sensitive to the treatment of convection, both before and during the pulses (e.g. Woosley 2017; Leung et al. 2019; Marchant et al. 2019). Here, we compare two grids of massive bare He core models to highlight the differences resulting from variations in the treatment of time-dependent convection. In one of our grids, convection is treated similarly to Paxton et al. (2018) and Leung et al. (2019), while the other grid follows the approach used in Marchant et al. (2019, hereafter M19) and Farmer et al. (2019). In Section 3.1,

we present the BH masses from both grids. In Section 3.2, we illustrate the differences in internal structure using two pairs of example stellar models. Section 4 compares the two treatments of time-dependent convection adopted here to other implementations existing in the literature and summarizes the main limitations of this study. We discuss the implications of our results in Section 5.

We do not aim at solving a problem that has remained in stellar astrophysics for several decades, but hope to stimulate improvements in stellar evolution models that also account for the time-dependent behaviour of convective motion.

2 METHODS

We use the open-source stellar evolution code MESA to simulate the evolution of bare He cores at metallicity $Z = 0.001$ with masses in the range $25 \leq M_{\text{He}} \leq 70 M_{\odot}$. All our input files are available at http://cococubed.asu.edu/mesa_market/inlists.html, and our models are available at doi:10.5281/zenodo.3406320. We track the energy generation with the 22-isotope nuclear reaction network APPROX21.PLUS.CO56.NET. Slightly before the star becomes dynamically unstable, i.e. the pressure-weighted volumetric averaged adiabatic index approaches $4/3$ (e.g. Stothers 1999),

$$\langle \Gamma_1 \rangle \stackrel{\text{def}}{=} \frac{\int \Gamma_1 P \, d^3r}{\int P \, d^3r} \equiv \frac{\int \Gamma_1 \frac{P}{\rho} \, dm}{\int \frac{P}{\rho} \, dm} \lesssim \frac{4}{3}, \quad (1)$$

we employ the Harten–Lax–van Leer with contact (HLLC) Riemann solver in MESA¹ (Toro, Spruce & Speares 1994), without relying on artificial viscosity to capture shocks. After a dynamical pulse, if/once the core has recovered hydrostatic equilibrium, we create a new stellar model of reduced mass with the entropy and chemical profile of the bound material. We do not include any wind mass loss, although the treatment of winds is known to influence the core structure of massive stars (Renzo et al. 2017). Preliminary tests including wind mass loss showed the same trends discussed here. The impact of uncertainties related to winds and other input physics on our PPI models is studied in Farmer et al. (2019). Tests to ensure the robustness of our models against spatial and temporal discretization are discussed in (Farmer et al. 2019; M19; Renzo et al. 2020). We refer the interested readers to M19 for a full description of our set-up. Here, we focus only on the treatment of convection.

We adopt the Ledoux criterion for convective stability with a mixing length parameter $\alpha_{\text{MLT}} = 2.0$ and an exponential under/overshooting with $(F, F_0) = (0.01, 0.005)$ (cf. equation 2 in Paxton et al. 2011). To test the sensitivity of our results to the treatment of time-dependent convection, we compute two grids of models using two different MESA versions. Other differences between the two code versions might contribute to the variations described here. Our first grid of models, which we refer to as the ‘classic MLT’ grid, is computed using MESA version 10108. For this grid, the convective velocity v_c is obtained from MLT under the steady-state assumption, similarly to Paxton et al. (2018) and Leung et al. (2019), although the latter authors turn-off convection during hydrodynamical phases of evolution. For this grid we employ MLT++, which is an enhancement of the convective flux in superadiabatic radiation-pressure-dominated regions prone to developing density inversions (Paxton et al. 2013; Jiang et al. 2018) and a semiconvection efficiency of 0.01. We do not employ thermohaline mixing for numerical stability reasons. After the onset of the hydrodynamic phase of evolution we

¹Conversely, Leung et al. (2019) used the MESA implementation of artificial viscosity (see also Paxton et al. 2015).

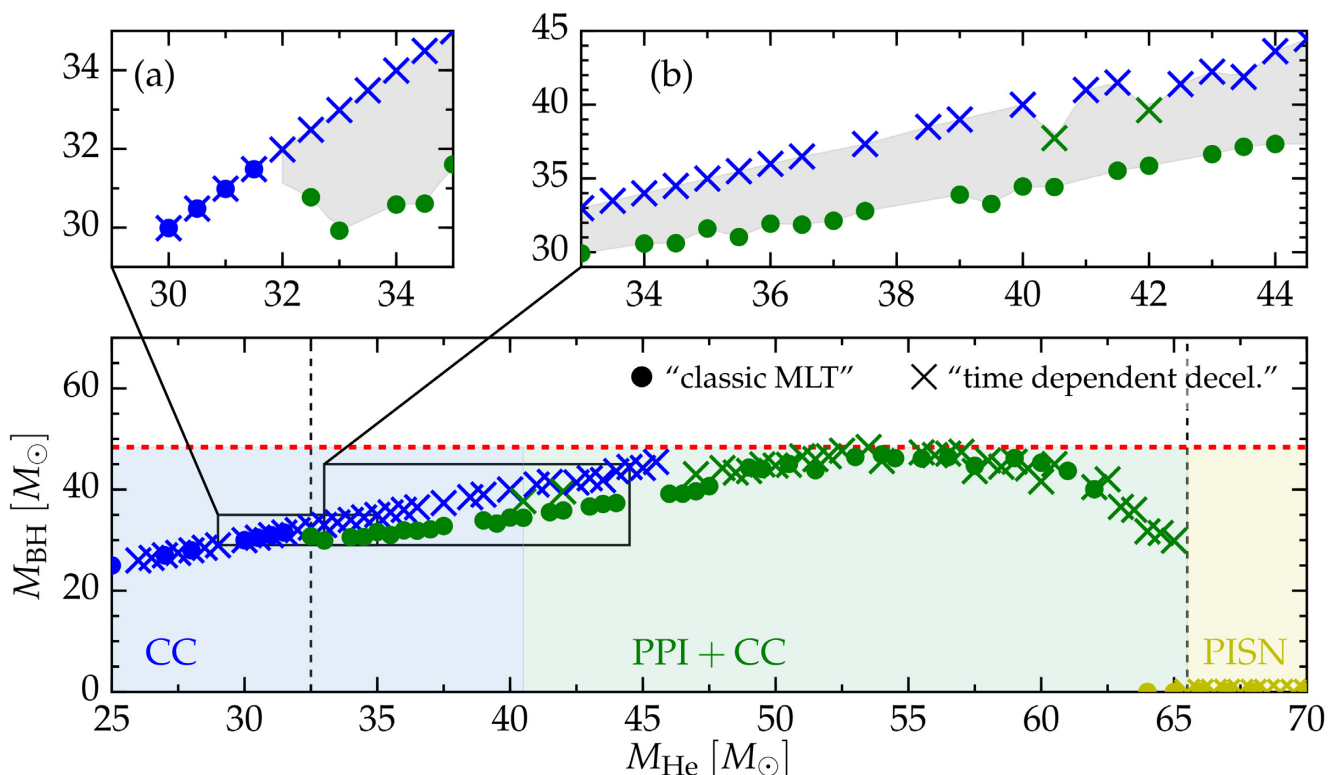


Figure 1. BH mass as a function of the He core mass for our two grids. The colour shading indicates the approximate boundaries between evolution to core collapse (CC, blue), pulsational pair-instability mass loss $\gtrsim 4 M_{\odot}$ (PPI+CC, green), and full disruption in a PISN (yellow). The grey area in the inset panels shows the systematic offset we find in the final BH masses from our two grids. The dashed red line indicates the maximum BH mass we find below the PISN BH mass gap (white area in the bottom panel), which is not sensitive to the variations between our two grids of models.

enforce short time steps, therefore we apply a limit to the convective acceleration based on Wood (1974) to avoid unphysical infinite convective acceleration. This approach still allows for infinite convective deceleration: if a stellar layer becomes radiatively stable, the convective velocity is instantaneously set to zero.

We compute our second grid, which we refer to as the ‘time-dependent deceleration’ grid, using MESA version 11123. In this case, we obtain v_c solving, together with the stellar structure and composition equations, an equation designed to asymptotically give the MLT value of v_c over long time-scales, and to damp v_c in radiative regions over a characteristic buoyancy time-scale. The equation we solve reads (cf. equations A1 and A2 in M19 and equation 11 in Arnett 1969)

$$\frac{\partial v_c}{\partial t} = \begin{cases} (v_{\text{MLT}}^2 - v_c^2) / \lambda & \text{for convectively unstable regions,} \\ -v_c^2 / \lambda - N v_c & \text{for convectively stable regions,} \end{cases} \quad (2)$$

where $\lambda = \alpha_{\text{MLT}} H_p$ is the mixing length, assumed to be proportional through a free parameter α_{MLT} to the local pressure scale height H_p , N is the Brunt-Väisälä frequency, and v_{MLT} is the MLT steady-state convective velocity. In this second ‘time-dependent deceleration’ grid, we do not employ MLT++. Semiconvection and thermohaline mixing are treated in the same way as in our ‘classic MLT’ grid.

These two implementations of time-dependent convection do not exhaust all the possible choices (e.g. Unno 1967, see also Section 4.1), but are sufficient to illustrate the qualitative and quantitative differences that can be expected in computing the evolution through PPI.

Our main parameter of interest is the resulting BH mass, which we estimate using the mass coordinate where the gravitational binding

energy reaches 10^{48} erg. This allows for the possibility of mass loss during the final core collapse from either a weak explosion (Kuroda et al. 2018; Ott et al. 2018), energy loss to neutrinos, or ejection of a fraction of the envelope caused by the latter (e.g. Nadezhin 1980; Lovegrove & Woosley 2013). This typically gives estimated BH masses within a few $0.01 M_{\odot}$ of the total baryonic mass slower than the escape velocity at the onset of core collapse.

3 RESULTS

3.1 Impact on the BH masses

Fig. 1 shows the BH masses resulting from our numerical experiment. Dots show models from our ‘classic MLT’ grid, where increases in v_c are limited following Wood (1974) and the decreases in v_c are unlimited, while crosses mark the BH masses for models in our ‘time-dependent deceleration’ grid, which uses equation (2). The two inset panels emphasize the main differences found, which could affect both the BH mass function and their detection rate in gravitational-wave events.

The colours in Fig. 1 emphasize in blue the range of M_{He} that collapse without any PPI-driven mass ejection (core collapse, CC) and in green the PPI range, which we define here requiring that PPI remove at least $2 M_{\odot}$. The yellow region shows models fully disrupted in a PISN. The boundary mass between PPI+CC

²Since we are concerned here with the features of the BH mass distribution, rather than all the potential observable signatures of a PPI, see also Renzo et al. (2020).

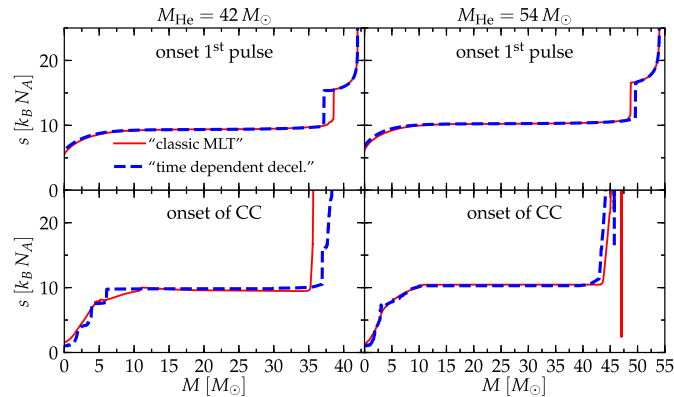


Figure 2. Specific entropy as a function of mass when the average adiabatic index (Γ_1) approaches $4/3$ (top row) and at the onset of the final core collapse (bottom row). Red solid lines are models from our ‘classic MLT’ grid, while thick blue dashed lines are models from our ‘time-dependent deceleration’ grid. We show a $42 M_{\odot}$ model representative of the behaviour of in the insets in Fig. 1 (left-hand column) and a $54 M_{\odot}$ model representative of the progenitors of the most massive BHs below the PISN mass gap (right-hand column).

behaviour and full disruption only shifts by $\sim 3 M_{\odot}$ between our two grids. This is smaller than variations induced by other uncertainties (e.g. nuclear reaction rates and metallicity; Farmer et al. 2019).

The inset (a) of Fig. 1 magnifies the range at which PPI starts, around $M_{\text{He}} \simeq 32 M_{\odot}$. This mass threshold for the occurrence of thermonuclear explosions driven by the pair instability is in very good agreement with Woosley (2017, 2019). The models from our ‘time-dependent convective deceleration’ grid (crosses) show, in this mass range, a one-to-one linear correspondence between M_{He} and the BH mass. The occurrence of weak pulses does not drive significant mass loss, blurring the boundary between CC and PPI+CC evolution. Instead, the approach used in our ‘classic MLT’ grid produces stronger pulses at the low-mass end, resulting in a turnover in $M_{\text{BH}} \equiv M_{\text{BH}}(M_{\text{He}})$. Since lower mass He cores are expected to be more common, if the pulses of the least massive stars experiencing PPI can remove a significant amount of mass, then it might be possible to detect an overabundance of BHs of mass corresponding roughly to the minimum M_{He} for PPI.

The different amount of PPI mass loss for $M_{\text{He}} \lesssim 45 M_{\odot}$ results in a systematic offset in the final BH masses of $\sim 5 M_{\odot}$, shown in the inset (b) of Fig. 1, and highlighted by the grey background in both inset panels. Models in the ‘time-dependent convective deceleration’ grid generally produce more massive BHs, i.e. weaker pulses. This offset might affect the mass-dependent binary BH merger rate by changing which stars make BHs of a given mass. At $M_{\text{He}} \simeq 45 M_{\odot}$, the ‘time-dependent deceleration’ grid shows hints of a turnover qualitatively similar to the one at $32 M_{\odot}$ for our ‘classic MLT’ grid, cf. inset (a). This feature might produce a concentration of BHs at the corresponding BH mass $M_{\text{BH}} \simeq 43 M_{\odot}$.

The PISN BH mass gap (the first part of which is shown by the white region in Fig. 1) starts above $M_{\text{BH}} \simeq 48 M_{\odot}$ for both our grids, also in agreement with Woosley (2017, 2019). The different treatment of time-dependent convection in our two grids does not change the maximum BH mass below the PISN BH mass gap significantly (red dashed line in Fig. 1), corroborating the results of Farmer et al. (2019). For $M_{\text{He}} \gtrsim 45 M_{\odot}$ the scatter in BH masses increases, owing to the combination of more energetic pulses and the lack of wind mass loss in both our grids. The lack of winds, a situation possibly relevant for zero-metallicity Population III stars, produces structures with sharp density drops: these influence the propagation of shocks in the star and the amount of mass they remove. From a computational perspective they result

in numerically less stable models. Wind mass loss (indirectly) and multidimensional effects are likely to smooth these boundaries in nature.

3.2 Illustrative examples

To illustrate the different internal evolution of the stars in our grids, we focus here on two pairs of models, of $42 M_{\odot}$ and $54 M_{\odot}$, respectively. The first pair is representative of models in the insets of Fig. 1, the second pair is representative of the progenitors of the most massive BHs below the PISN gap.

Fig. 2 shows the specific entropy as a function of mass coordinate for these models in the conventional units of Boltzmann’s constant k_B times Avogadro’s number N_A . The specific entropy characterizes the thermodynamic state of the gas, and it is therefore useful when discussing thermal instabilities such as convection. Flat entropy profiles are a signature of efficient convection.

For these models, the internal evolution is similar until the onset of the first pulse and results in similar pre-pulse entropy profiles (top panels). The behaviour of convective shells during the pulses (i.e. when the star evolves on a dynamical time-scale) shows a consistent difference in the two grids. This can lead to divergent evolution and different entropy profiles and final BH masses (at the lower mass end), or not be sufficient to cause large differences in the final entropy profile or BH mass (for the more massive PPI progenitors). The insets of Fig. 1 and the $42 M_{\odot}$ models in left-hand panels of Fig. 2 show examples where the pulses drive significant differences. Conversely, the $54 M_{\odot}$ models in the right-hand column of Fig. 2 are an example where the differences in the convective acceleration/deceleration are not sufficient to cause a different final BH mass and entropy profile.

Fig. 3 shows the Kippenhahn diagrams for the $42 M_{\odot}$ (top) and $54 M_{\odot}$ (bottom) example models in our ‘time-dependent deceleration’ (left-hand column) and ‘classic MLT’ (right-hand column) grids. These illustrate the differences in convective patterns for our two grids during the pulses.

The age of the stars at the start of the pulses differ by a few thousand years, a difference that we do not consider significant given other numerical differences unrelated to the treatment of convection in our grids. The time range shown is larger by a factor of ~ 30 in the models from the ‘time-dependent deceleration’ (right-hand column), but corresponds to a smaller number of time steps. This is because we can run with the hydrodynamics on for much longer and

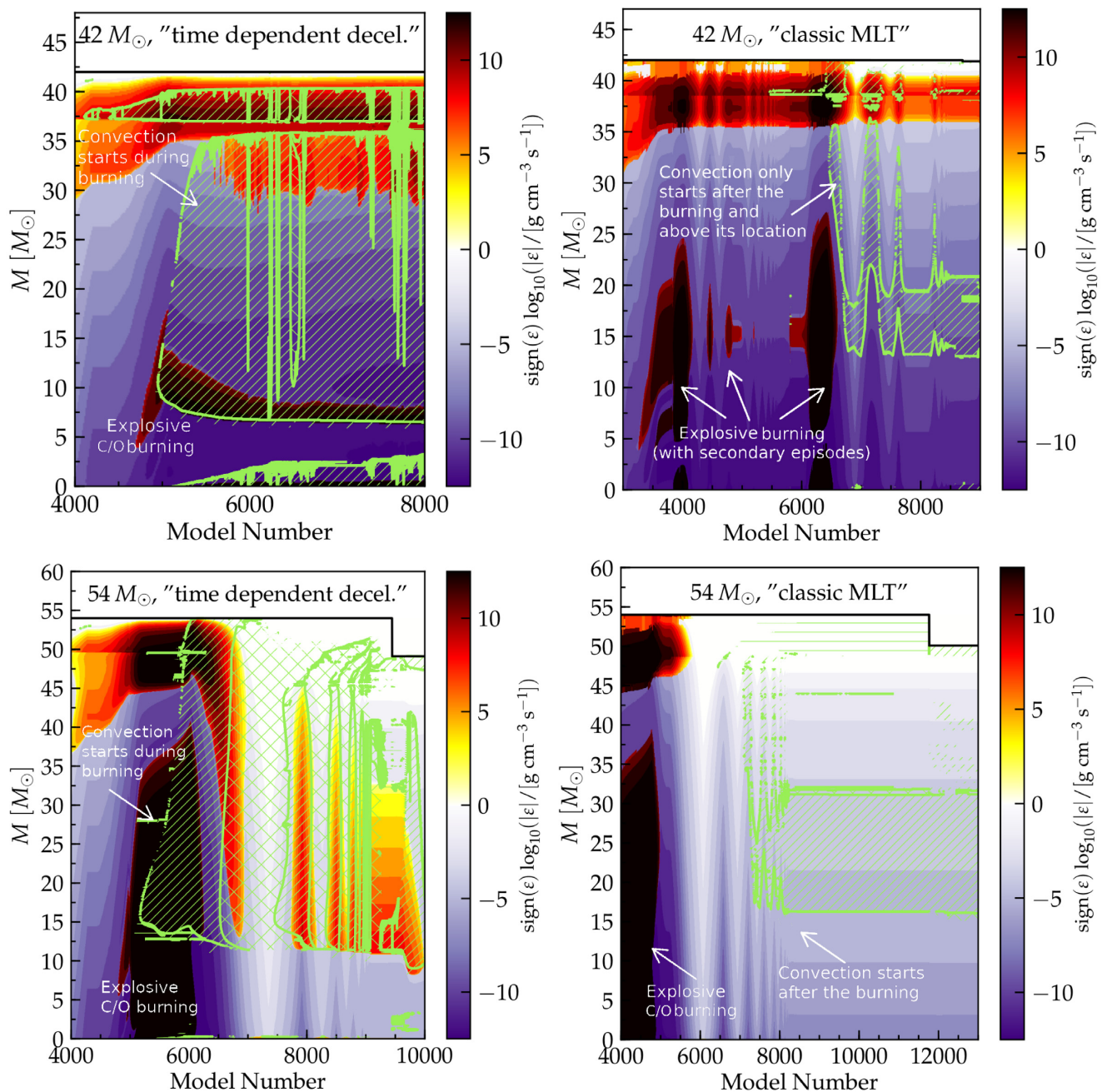


Figure 3. Kippenhahn diagrams during the development and propagation of the first pulse for the $42 M_{\odot}$ (top row) and $54 M_{\odot}$ (bottom row) shown in Fig. 2. The left-hand panels show the evolution for our ‘time-dependent deceleration’ approach, while the right-hand panels show the corresponding evolution for the ‘classic MLT’. $\varepsilon = \varepsilon_{\text{nuc}} - \varepsilon_{\nu}$ is the energy generation rate from nuclear burning minus the neutrino losses, there is net energy release for the red and black colours, and net energy loss for purple and blue colours. The green hatching indicates convective layers. The solid black line indicates the total mass of the models. A fraction of it becomes unbound earlier than it is removed from the computational domain.

take longer time steps thanks to the improved numerical stability of the ‘time-dependent deceleration’ grid (see also Appendix A).

The oxygen thermonuclear explosion during the first pulse (roughly between model number ~ 3000 – 6000) proceeds differently in our two grids. In the ‘time-dependent deceleration’ models (left-hand panels of Fig. 3), the oxygen ignition triggers convective mixing (green hatched areas) during the main burning episode. Convection remains in the intermediate layers of the star until and beyond the ejection of mass. Conversely, in the ‘classic MLT’

models (right-hand panels of Fig. 3) the thermonuclear explosion of oxygen is entirely radiative, and convection turns on only after the main burning episode is over, as the pulse wave propagates outward. As the core readjusts dynamically to the energy released, secondary burning episodes are clearly visible in the $42 M_{\odot}$ model in the top right of Fig. 3.

We think that the different development of convection occurs because at its onset, computational zones of the models tend to oscillate between radiative stability and convective instability. In

the ‘classic MLT’ grid, where infinite convective deceleration is allowed, the convective velocity of such zones is reset to zero each time they oscillate back to radiative stability. Conversely, in the ‘time-dependent deceleration’ grid, such zones retain a non-zero convective velocity. The instantaneous value of the energy flux can thus vary between these two approaches, and this creates a numerical degeneracy between the convective deceleration, the onset of convection, and the mixing processes happening at the boundary of the convective regions (including the treatment of undershooting, semiconvection, and thermohaline mixing).

At the lower mass end of the PPI regime (for $M_{\text{He}} \lesssim 45 M_{\odot}$), in the ‘time-dependent deceleration’ grid, the presence of convection during the main burning episode leads to efficient outward transport of energy and until it can eventually be radiated away. Conversely, in the ‘classic MLT’ grid (left-hand column of Fig. 3), where convection does not develop as promptly, the energy released in the thermonuclear explosion remains trapped in the star. Ultimately, this energy contributes to the kinetic energy of the gas and results in stronger mass ejections, producing the kink in inset (a) of Fig. 1 and the offset in inset (b).

The development of large convective shell during the outward propagation of a pulse in the ‘time-dependent deceleration’ grids can lead to the injection of helium into the hotter and deeper regions, and consequently to a large increase in nuclear energy generation rate within the convective region. However, the evolutionary time-scale is set by the dynamical propagation of the pulse, and it is much shorter than the nuclear time-scale. Therefore, while this burning changes the chemical profile inside the star, it does not release an amount of energy sufficient to modify significantly the dynamics of the pulse propagation. Indeed, the amount of mass lost by both our $54 M_{\odot}$ models (bottom row of Fig. 3) in the first pulse is similar, at about $4 M_{\odot}$.

The lack of differences at the high-mass end happens because the more massive progenitors experience fewer but more energetic pulses (Woosley 2017; M19; Renzo et al. 2020) and these are strong enough to develop and sustain convection regardless of which algorithm is used. The two algorithms we compare differ for how convection develops (and damps), but once convection is going on they yield similar results. In either case, the energy released by the thermonuclear explosion during a pulse exceeds the amount that convection carries away. The remaining differences in the resulting BH masses are smaller than those introduced by other physical uncertainties (e.g. nuclear reaction rates and overshooting; Farmer et al. 2019).

Consequently, the maximum BH mass below the PISN BH mass gap, which is produced by models at the more massive end (cf. Fig. 1), is robustly predicted at $\sim 48 M_{\odot}$ for models that do not experience wind mass loss (see also Farmer et al. 2019), and does not depend on the treatment of the convective deceleration, at least within the framework of our comparison.

4 DISCUSSION

4.1 Other time-dependent treatments of convection

The treatment of convection is a computationally challenging aspect of stellar evolution (e.g. Renzini 1987). The specific aspect we focus on here is its time dependence, which becomes important when the time-scale of interest for the star is comparable to, or shorter than, the convective turnover time-scale.

Efforts to include the time dependence of convection in stellar evolution calculations can be divided in two categories: (i) those

trying to capture time-dependent perturbations on a pre-existing steady state described by MLT, and (ii) those concerned with the growth (or damping) of the convective instability from the radiative equilibrium (or from the MLT steady state). Examples of (i) are the calculations of the eigenspectrum of stars with convective envelopes (e.g. Unno 1967; Gough 1977, see also section 2 in Paxton et al. 2019). The algorithm developed by Unno (1967) in this context has also been applied to the problem of the growth of the convective instability (e.g. Nomoto & Sugimoto 1977; Takahashi et al. 2013). Examples of (ii) are the algorithms of Wood (1974) and Arnett (1969) on which our calculations are based.

The importance of convection in the context of PPI evolution was investigated first by Fraley (1968), and has been underlined in many studies since then (e.g. Woosley 2017; Farmer et al. 2019; Leung et al. 2019; M19). Modern calculations of PPI evolution either turn-off convection during the hydrodynamic phase of evolution for numerical stability (e.g. Leung et al. 2019), implement a limit on the convective acceleration based on the local gravitational acceleration, leaving the convective deceleration unlimited (as in our ‘classic MLT’ grid), or use an ad hoc equation to solve for the convective velocity (see equation 2 that we use in our ‘time-dependent deceleration’ grid; see also Farmer et al. 2019; M19; Renzo et al. 2020). The last two approaches fall into the category (ii) of dealing with how the steady state described by MLT develops, and they differ mainly for the inclusion or lack of a time-scale for the damping of convection. Our numerical experiments show that changing the convective deceleration leads in a different onset of the convective instability in our models.

Models based on the first approach (i) implicitly assume for the convective velocity field the MLT value and compute small and time-dependent perturbations to it (see also Gough 1977). This is in principle not applicable to the case of PPI evolution, where the convective instability grows as the star evolves and the ‘perturbation’ in the velocity is the convective velocity itself. A comparison between these two classes of treatments is beyond the scope of this study, although it would be interesting given the use of the Unno (1967) algorithm in other cases where the relevant problem is the growth of convection.

4.2 Further caveats

We have carried out several experiments to ensure the numerical convergence with increasing spatial and temporal resolution of our PPI models, as presented in appendix B of M19, in Farmer et al. (2019), and appendix A of Renzo et al. (2020). Nevertheless, we cannot exclude that the treatment of convection is numerically degenerate with other minor differences in the two MESA versions we employ here.

Of particular concern is the entrainment of the bottom edge of the He-burning shell. In some of our models, this shell moves downwards in mass coordinate, increasing the entropy of the outer layers of the CO core, i.e. decreasing the total amount of mass at low entropy. We find no clear trends in what determines whether the burning shell penetrates downwards or not: this can happen in models that do not experience PPI mass loss, but also in models that later on undergo pulses. This can lead to differences in the pre-pulse entropy profiles that are not driven by the different treatment of the time dependence of convection, since they develop during evolutionary phases when the star evolves on a much longer time-scale than the convective turnover time-scale.

We suspect that this behaviour depends on the sharp density and composition profiles we obtain in the absence of winds, and

differences in the numerical set-up in the two MESA versions we employ. We have also found that turning off convective under-shooting or increasing the efficiency of semiconvective mixing³ can also influence this behaviour. Models computed with the ‘time-dependent deceleration’ set-up but no undershooting result in BH masses in between the values shown in Fig. 1.

Nevertheless, regardless of the behaviour of the He shell, the development of convection during the dynamical phase of a pulse always resembles what shown in Fig. 3. We expect that the improvements in the treatment of convection are the main reason for the differences, but we caution that we cannot exclude that other minor differences contribute. We hope that cleaner numerical experiments with improved models for the development/damping of convection will become possible.

Finally, we emphasize that our calculations and the resulting BH mass in Fig. 1 do not account for possible consequences of binary interactions, as they are obtained from the evolution of single He cores. Further work to assess how binarity can modify the evolution through PPI is needed to interpret gravitational-wave events assuming the isolated binary evolution scenario.

5 SUMMARY AND CONCLUSION

The ongoing search for gravitational waves is starting to provide direct constraints on the BH mass function and probe the theoretically predicted PISN BH mass gap (Fishbach & Holz 2017; Abbott et al. 2019b; Stevenson et al. 2019). This offers an unprecedented tool to understand the physics of their massive star progenitors. This requires quantitative predictions from stellar models robust enough for a sensible confrontation with the data. The variations in the model predictions resulting from algorithmic choices or simplifying assumptions should be small compared to the input physics that we wish to test and the observational uncertainties.

We have compared the predictions for the final BH masses at the lower edge of the predicted mass gap computed with two different versions and set-ups of the stellar evolutionary code MESA, which differ primarily in the treatment of the time dependence of convection. Our ‘classic MLT’ grid adopts the defaults of Paxton et al. (2018), while in our ‘time-dependent deceleration’ grid we solve an additional equation incorporating the time-scale for the damping of convection. Different groups have recently used set-ups very similar to the two options we compare here (Farmer et al. 2019; Leung et al. 2019; M19; Renzo et al. 2020).

We find systematic differences when comparing individual models for the same initial mass. The final BH masses computed with our time-dependent treatment of convective deceleration are lower by up to $\sim 5 M_{\odot}$ than those in our grid computed adopting the classic mixing length theory. After inspection of the evolution of the internal structure, this seems to be a consequence of more prompt and stronger convection during the propagation of a pulse. Convection carries out part of the energy, preventing it from becoming bulk kinetic energy of ejecta. This results in weaker pulses and a lower amount of mass ejected. The differences are largest for models near the lower end of the mass range for pair pulsations to occur ($32 \lesssim M_{\text{He}} \lesssim 45 M_{\odot}$), but are less important for the higher mass range ($45 \lesssim M_{\text{He}} \lesssim 64 M_{\odot}$), because in these models convection develops regardless of the algorithm employed,

but is never sufficient to remove a large fraction of the energy released in the thermonuclear explosion. Because of this, we find that the predicted maximum BH mass for BHs below the gap is robust at $\sim 48 M_{\odot}$.

For now, the robustness of the prediction for the location of the edge of the gap is encouraging. Even the variations we find between the grids for individual masses are smaller than the typical uncertainties on the individual BH masses inferred from gravitational-wave detections.

For the future, our results should be taken as a warning. The variations we find between individual models are substantial. The constraints from gravitational-wave events will become increasingly precise with more detections. Moreover, we can anticipate an increasing number of events detected with high signal-to-noise ratio, and thus more accurately determined parameters for the individual BHs. This will increase the robustness needed from the stellar model predictions.

The treatment of convection will likely remain a multifaceted challenge, of which the time dependence is only one aspect, complementary to other well-known issues, but there are several ways forward. Multidimensional hydrodynamic simulations applicable to the stellar regime can be used to derive a more realistic expressions that can be included in stellar evolutionary codes (e.g. Meakin & Arnett 2007; Couch & Ott 2013; Couch & O’Connor 2014; Arnett et al. 2018, 2019; Yoshida et al. 2019). As a first step, a physically motivated expression for the convective acceleration in the right-hand side of equation (2) could be derived from the flow observed in multidimensional hydrodynamic simulations, instead of the ad hoc parametrizations presently used.

The increasing number of gravitational-wave events detected will provide a major motivation for further improving the progenitor models. The anticipated capabilities of third-generation detectors are particularly promising. These should be able to detect massive binary BHs across all redshifts where significant star formation occurred in the Universe. They would enable us to probe the evolution of the BH mass distribution as a function of redshift and uncover possible detailed features in the shape of the mass distribution, which bears the imprints of the physical processes that govern the lives of their massive star progenitors.

ACKNOWLEDGEMENTS

We thank M. Cantiello, D. Hendriks, E. Laplace, and L. van Son for helpful discussions. MR, SJ, and SEDM acknowledge funding by the European Union’s Horizon 2020 research and innovation programme from the European Research Council (ERC), grant agreement no. 715063), and by the Netherlands Organisation for Scientific Research (NWO) as part of the Vidi research program BinWaves with project number 639.042.728. RJF is supported by the Netherlands Organisation for Scientific Research (NWO) through a top module 2 grant with project number 614.001.501 (PI: de Mink). This research was supported in part by the National Science Foundation under Grant No. NSF PHY-1748958, and stimulated by discussions at the ‘The Mysteries and Inner Workings of Massive Stars’ at KITP. Simulations were carried out on the Dutch National e-Infrastructure (Cartesius, project number 16343) with the support of the SURF Cooperative.

REFERENCES

- Abbott B. P. et al., 2019a, *Phys. Rev. X*, 9, 031040
Abbott B. P. et al., 2019b, *ApJ*, 882, L24

³Sparses grids computed with the ‘time-dependent deceleration’ set-up but no undershooting or with semiconvection efficiency of 1.0 are also available at doi:10.5281/zenodo.3406320.

- Arnett W. D., 1969, *Ap&SS*, 5, 180
 Arnett W. D. et al., 2018, preprint (arXiv:1810.04659)
 Arnett W. D. et al., 2019, *ApJ*, 882, 18
 Barkat Z., Rakavy G., Sack N., 1967, *Phys. Rev. Lett.*, 18, 379
 Böhm-Vitense E., 1958, *Z. Astrophys.*, 46, 108
 Bond J. R., Arnett W. D., Carr B. J., 1984, *ApJ*, 280, 825
 Buldgen G., 2019, preprint (arXiv:1902.10399)
 Chatzopoulos E., Wheeler J. C., 2012, *ApJ*, 748, 42
 Chatzopoulos E., Wheeler J. C., Couch S. M., 2013, *ApJ*, 776, 129
 Chatzopoulos E., Couch S. M., Arnett W. D., Timmes F. X., 2016, *ApJ*, 822, 61
 Couch S. M., O'Connor E. P., 2014, *ApJ*, 785, 123
 Couch S. M., Ott C. D., 2013, *ApJ*, 778, L7
 Couch S. M., Chatzopoulos E., Arnett W. D., Timmes F. X., 2015, *ApJ*, 808, L21
 Davis A., Jones S., Herwig F., 2019, *MNRAS*, 484, 3921
 Farmer R., Fields C. E., Petermann I., Dessart L., Cantiello M., Paxton B., Timmes F. X., 2016, *ApJS*, 227, 22
 Farmer R., Renzo M., de Mink S. E., Marchant P., Justham S., 2019, *ApJ*, 887, 53
 Fishbach M., Holz D. E., 2017, *ApJ*, 851, L25
 Fowler W. A., Hoyle F., 1964, *ApJS*, 9, 201
 Fraley G. S., 1968, *Ap&SS*, 2, 96
 Gough D. O., 1977, *ApJ*, 214, 196
 Jiang Y.-F., Cantiello M., Bildsten L., Quataert E., Blaes O., Stone J., 2018, *Nature*, 561, 498
 Kuroda T., Kotake K., Takiwaki T., Thielemann F.-K., 2018, *MNRAS*, 477, L80
 Lauterborn D., Weigert A., 1972, *A&A*, 18, 294
 Leung S.-C., Nomoto K., Blinnikov S., 2019, *ApJ*, 887, 72
 Lovegrove E., Woosley S. E., 2013, *ApJ*, 769, 109
 Marchant P., Renzo M., Farmer R., Pappas K. M. W., Taam R. E., de Mink S. E., Kalogera V., 2019, *ApJ*, 882, 36 (M19)
 Meakin C. A., Arnett D., 2007, *ApJ*, 667, 448
 Nadezhin D. K., 1980, *Ap&SS*, 69, 115
 Nomoto K., 1987, *ApJ*, 322, 206
 Nomoto K., Sugimoto D., 1977, *PASJ*, 29, 765
 Nomoto K., Thielemann F. K., Yokoi K., 1984, *ApJ*, 286, 644
 Ott C. D., Roberts L. F., da Silva Schneider A., Fedrow J. M., Haas R., Schnetter E., 2018, *ApJ*, 855, L3
 Paczyński B., Sienkiewicz R., 1972, *Acta Astron.*, 22, 73
 Paxton B., Bildsten L., Dotter A., Herwig F., Lesaffre P., Timmes F., 2011, *ApJS*, 192, 3
 Paxton B. et al., 2013, *ApJS*, 208, 4
 Paxton B. et al., 2015, *ApJS*, 220, 15
 Paxton B. et al., 2018, *ApJS*, 234, 34
 Paxton B. et al., 2019, *ApJS*, 243, 10
 Rakavy G., Shaviv G., 1967, *ApJ*, 148, 803
 Renzini A., 1987, *A&A*, 188, 49
 Renzo M., Ott C. D., Shore S. N., de Mink S. E., 2017, *A&A*, 603, A118
 Renzo M., Farmer R., Justham S., Götzberg Y., de Mink S. E., Zapartas E., Marchant P., Smith N., 2020, preprint (arXiv:2002.05077)
 Stevenson S., Sampson M., Powell J., Vigna-Gómez A., Neijssel C. J., Szécsi D., Mandel I., 2019, *ApJ*, 882, 121
 Stothers R. B., 1999, *MNRAS*, 305, 365
 Takahashi K., 2018, *ApJ*, 863, 153
 Takahashi K., Yoshida T., Umeda H., 2013, *ApJ*, 771, 28
 Toro E. F., Spruce M., Speares W., 1994, *Shock Waves*, 4, 25
 Unno W., 1967, *PASJ*, 19, 140
 Weaver T. A., Zimmerman G. B., Woosley S. E., 1978, *ApJ*, 225, 1021
 Wood P. R., 1974, *ApJ*, 190, 609
 Woosley S. E., 2017, *ApJ*, 836, 244
 Woosley S. E., 2019, *ApJ*, 878, 49
 Woosley S. E., Heger A., Weaver T. A., 2002, *Rev. Modern Phys.*, 74, 1015
 Woosley S. E., Blinnikov S., Heger A., 2007, *Nature*, 450, 390
 Yoshida T., Umeda H., Maeda K., Ishii T., 2016, *MNRAS*, 457, 351
 Yoshida T., Takiwaki T., Kotake K., Takahashi K., Nakamura K., Umeda H., 2019, *ApJ*, 881, 16

SUPPORTING INFORMATION

Supplementary data are available at *MNRAS* online.

<https://zenodo.org/record/3406320>

Please note: Oxford University Press is not responsible for the content or functionality of any supporting materials supplied by the authors. Any queries (other than missing material) should be directed to the corresponding author for the article.

APPENDIX A: EVOLUTIONARY TIME-SCALES POST-PULSE

To clarify the onset of convection in our MESA models, Fig. 3 shows the Kippenhahn diagrams using a non-physical quantity as x coordinate, namely the model number. Since our models are not computed with a fixed time step, this makes it hard to read the amount of time elapsed. The total time elapsed corresponds to roughly a few tenths of a year, as shown in Fig. A1.

Fig. A1 shows the evolution of the model number and time step size δt (top two panels), together with some global quantities (the Kelvin–Helmholtz time-scale τ_{KH} and nuclear luminosity L_{nuc} integrated throughout the star, third and fourth panels from the top), and the central temperature T_c (bottom panel) of the models shown

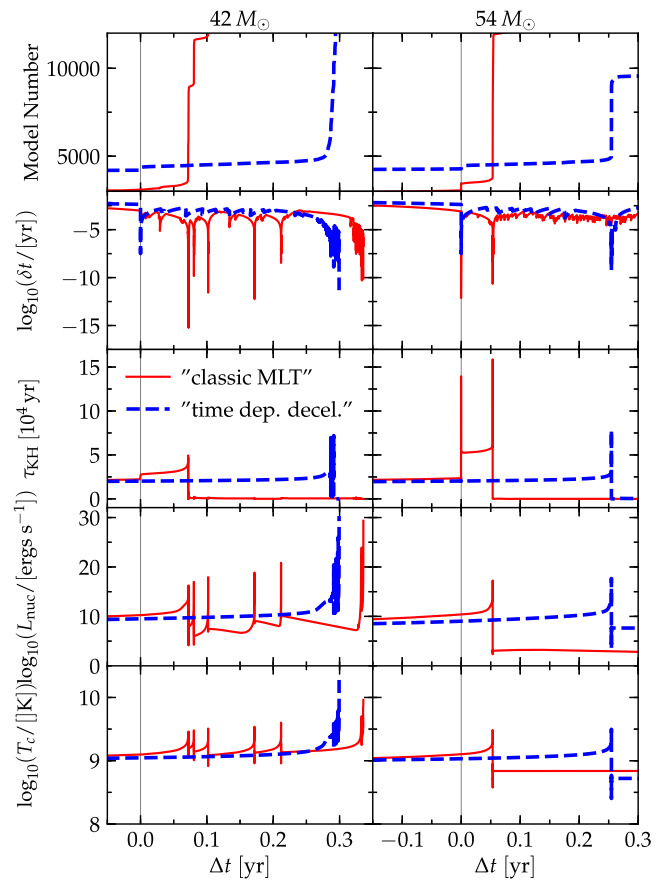


Figure A1. From top to bottom: evolution as a function of time Δt since the onset of the dynamical instability (marked by the thin vertical line) of model number, time step size δt , Kelvin–Helmholtz time-scale, nuclear luminosity, and central temperature. Red solid curves show the ‘classic MLT’ models, while blue dashed curves show the ‘time-dependent deceleration’ models. The left-hand (right-hand) column shows the $42 M_{\odot}$ ($54 M_{\odot}$) pair of models.

in Fig. 3. These quantities are shown as a function of the time elapsed since we turn on the HLLC solver (cf. equation 1), defined as $\Delta t = 0$. As in Fig. 2, solid red curves show the ‘classic MLT’ models, and blue thicker dashed curves show the ‘time-dependent deceleration’ models. The left-hand column shows the $42 M_{\odot}$ models, while the right-hand column shows the $54 M_{\odot}$ models (corresponding, respectively, to the top and bottom rows of Fig. 3). We chose the vertical and horizontal ranges to encompass the entire evolution shown in Fig. 3 for all these models.

The Kelvin–Helmholtz time-scale shown in the third panel is computed as a function of the total mass and radius of the models, however, these may include a significant amount of matter that is unbound and expanding rapidly to very large radii. At the onset of the pulses, the stars are evolving dynamically, on a much shorter time-scale, and might temporarily be out of virial equilibrium

because of the changing distribution of mass and consequently moment of inertia.

The spikes in L_{nuc} in the ‘classic MLT’ $42 M_{\odot}$ models correspond to the secondary burning episodes highlighted in the top right-hand panel of Fig. 3, and they correlate with a strong decrease in the time step size and consequent increase of the model number around a given Δt . The use of equation (2) in the ‘time-dependent deceleration models’ allows us to use generally longer time steps, turn on the HLLC earlier (more physical time elapses between $\Delta t = 0$ and the first spike in T_c corresponding a thermonuclear explosion), and keep it on for a longer physical time.

This paper has been typeset from a $\text{\TeX}/\text{\LaTeX}$ file prepared by the author.