



## UvA-DARE (Digital Academic Repository)

### Equity Inequity

*Housing Wealth Inequality, Inter and Intra-generational Divergences, and the Rise of Private Landlordism*

Arundel, R.

#### DOI

[10.1080/14036096.2017.1284154](https://doi.org/10.1080/14036096.2017.1284154)

#### Publication date

2017

#### Document Version

Final published version

#### Published in

Housing, Theory and Society

#### License

CC BY-NC-ND

[Link to publication](#)

#### Citation for published version (APA):

Arundel, R. (2017). Equity Inequity: Housing Wealth Inequality, Inter and Intra-generational Divergences, and the Rise of Private Landlordism. *Housing, Theory and Society*, 34(2), 176-200. <https://doi.org/10.1080/14036096.2017.1284154>


#### General rights

It is not permitted to download or to forward/distribute the text or part of it without the consent of the author(s) and/or copyright holder(s), other than for strictly personal, individual use, unless the work is under an open content license (like Creative Commons).

#### Disclaimer/Complaints regulations

If you believe that digital publication of certain material infringes any of your rights or (privacy) interests, please let the Library know, stating your reasons. In case of a legitimate complaint, the Library will make the material inaccessible and/or remove it from the website. Please Ask the Library: <https://uba.uva.nl/en/contact>, or a letter to: Library of the University of Amsterdam, Secretariat, Singel 425, 1012 WP Amsterdam, The Netherlands. You will be contacted as soon as possible.

*UvA-DARE is a service provided by the library of the University of Amsterdam (<https://dare.uva.nl>)*



# Equity Inequity: Housing Wealth Inequality, Inter and Intra-generational Divergences, and the Rise of Private Landlordism

Rowan Arundel

To cite this article: Rowan Arundel (2017) Equity Inequity: Housing Wealth Inequality, Inter and Intra-generational Divergences, and the Rise of Private Landlordism, *Housing, Theory and Society*, 34:2, 176-200, DOI: [10.1080/14036096.2017.1284154](https://doi.org/10.1080/14036096.2017.1284154)

To link to this article: <http://dx.doi.org/10.1080/14036096.2017.1284154>



© 2017 The Author(s). Published by Informa UK Limited, trading as Taylor & Francis Group



Published online: 06 Feb 2017.



Submit your article to this journal [↗](#)



Article views: 241



View related articles [↗](#)



View Crossmark data [↗](#)



Citing articles: 1 View citing articles [↗](#)

# Equity Inequity: Housing Wealth Inequality, Inter and Intra-generational Divergences, and the Rise of Private Landlordism

ROWAN ARUNDEL

*Department of Geography, Planning and International Development, Centre for Urban Studies, University of Amsterdam, Amsterdam, The Netherlands*

**ABSTRACT** *There is much evidence of rising inequalities across advanced economies. This paper argues for the special position of housing equity in inequality dynamics while challenging a persistent “ideology of mass homeownership” as a widespread and equalizing mechanism of asset accumulation. Contemporary dynamics of diminished homeownership access contrast to the continued attractiveness of real estate among those with capital and recent growths in private landlordism. The research presents an explorative examination of the housing wealth dimension of inequality through the British case and assesses empirically the dimensions of: equity concentration, inter and intra-generational divergences, and the role of private landlordism. The research points to the starkly concentrated nature of housing equity and significant trends towards increasing disparities, with especially disadvantaged prospects among younger cohorts. The recent emergence of a substantial secondary rental-property market presents a further key dimension of wealth concentration. The research underscores the fundamental inequality of housing equity and brings into question rooted ideologies of housing-asset-based economic security in an era of individualized welfare responsibility.*

**KEY WORDS:** Housing equity, Wealth inequality, Intergenerational inequality, Private landlords, Ideology of homeownership

## 1. Introduction

There is no doubt that many advanced economies have found themselves in a period of rising inequalities. Piketty’s (2014) *Capital in the Twenty-First Century* has put both an academic and public spotlight on economic inequality. Evidence out of the United States has pointed to a steady rise stretching back to the end of the 1970s (Saez and Zucman 2014), where the share of income from the top 10% of

---

*Correspondence Address:* Rowan Arundel, Department of Geography, Planning and International Development, University of Amsterdam, Nieuwe Achtergracht 166, 1018WV Amsterdam, The Netherlands. Tel.: +31 20 525 4063; Email: [R.I.M.Arundel@uva.nl](mailto:R.I.M.Arundel@uva.nl)

© 2017 The Author(s). Published by Informa UK Limited, trading as Taylor & Francis Group  
This is an Open Access article distributed under the terms of the Creative Commons Attribution-NonCommercial-NoDerivatives License (<http://creativecommons.org/licenses/by-nc-nd/4.0/>), which permits non-commercial re-use, distribution, and reproduction in any medium, provided the original work is properly cited, and is not altered, transformed, or built upon in any way.

households rose from under 35% to nearly 50% in the 2010s and wealth shares from 65% to over 70% (Piketty 2014). Recent analyses, have only pointed to even sharper divergence in many countries in post global financial crisis (GFC) years. While lower and middle-class households saw evaporating opportunities, the very top earners regained much wealth during the so-called “recovery” where, in the US, up to 95% of gains went to the top one per cent (Stiglitz 2012). Similar trends are seen to varying degrees across OECD nations (Nolan et al. 2014) with Anglo-Saxon countries displaying particular congruity in steadily rising inequality since the late 1970s or 80s (Hills 2010).

While income and total wealth have been the focus of much recent inequality research, Piketty’s analyses and the subsequent academic debate, have put a spotlight on one specific – and contentious – dimension of wealth: housing. Rognlie (2014, 2015) and Bonnet et al. (2014) have taken issue with Piketty’s interpretations of capital for neglecting to adequately deal with the primacy of housing in driving capital shares. While Rognlie (2015) rightly identifies the central role of housing in recent wealth dynamics (going so far as to propose a retitling of Piketty’s seminal work to *Housing in the Twenty-First Century*), the author prematurely dismisses property wealth as being of lesser importance to inequality. Allegré and Timbeau (2015), however, rebut dismissals of the role of housing (i.e. Bonnet et al. 2014; Rognlie 2015) asserting its real importance as a store of wealth for current and, through bequests, future generations. In contexts of rising housing prices combined with divergence in access to ownership, housing wealth becomes a clear facet of rising inequality (Allegré and Timbeau 2015) – conditions reflected across many economies in recent decades. These debates on the role of housing capital, emphasize a refocus on the central dimension of housing in understanding contemporary inequality.

Recent institutional and socio-economic developments have further reinforced the importance of housing wealth. Although strong variation exists across countries as emphasized by the varied role of housing across welfare regime contexts (Arundel and Ronald 2016; Lennartz, Arundel, and Ronald 2016), common trends point to an increasing role of homeownership, commodification and housing wealth even in contexts where the market has historically played a lesser role (Aalbers 2016; Hay 2004). Welfare residualization and shifts towards asset-based welfare have implicitly or explicitly emphasized the role of property towards individualized economic security (Doling and Ronald 2010). At the same time, labour and housing market changes alongside reduced state support have created unfavourable conditions for younger adults in purchasing onto the housing ladder (Lennartz, Arundel, and Ronald 2016; McKee 2012). While many of these trends stretch back several decades, the recent economic crisis intensified likely drivers of diminished housing wealth attainment for many younger, lower income and more precarious households. On the other hand, housing price gains over the long-run across most economies and recoveries post-GFC have led to additional wealth accumulation among those most successful on the market. Particularly striking is the recent growth of secondary properties in some countries as investments to accommodate a growing class of – mainly younger – renters (Kemp 2015). Nonetheless, the role of property wealth in stratification and the effects of recent institutional and socio-economic changes on inequality dynamics have not been suitably understood or empirically evaluated.

Much existing literature on housing wealth distribution in what may be called advanced “homeowner societies” (Ronald 2007), was published under considerably different contexts at the turn of the century (see Forrest, Murie, and Williams 1990;

Hamnett 1991, 1999; Hancock 1998; Henley 1998). While there has been recognition of inherent inequalities (see Henley 1998), past research has often focused on the historical role of growing homeownership in diminishing wealth disparities and the more widespread distribution of housing equity<sup>1</sup> compared to other assets (Hancock 1998; Hamnett 1999). This has resulted in optimistic outlooks towards potentially diminishing housing wealth inequality (Hamnett 1991) and the role of housing assets in creating widespread wealth accumulation (Hancock 1998; Malpass 2008). Past contexts of strong economic and labour conditions, sociopolitical backing for homeownership, alongside supportive policies led to a “golden age” of increasing homeownership rates across Europe and North America – albeit differing in precise timing and conditions (Conley and Gifford 2006; Forrest and Hirayama 2009; Kurz and Blossfeld 2004). These circumstances arguably contributed to an optimistic “ideology of mass homeownership” in some countries as a widespread and democratic means of economic security and wealth accumulation. Early analyses of housing and inequality under homeownership expansion endorsed its equalizing capacity as a mechanism for the democratization of wealth (Atkinson 1983; Atkinson and Harrison 1978) with the ideological-political landscape subsequently remaining one of essential consensus in the commitment to homeownership and the superiority of the market (Forrest and Hirayama 2009). Recent interpretations of the role of housing in inequality perpetuate the view of a “broad ownership” of housing (Rognlie 2015) and motivate claims that house value dynamics have inequality effects which are of a second order or even “redistributive” in nature (Bonnet et al. 2014, 9). In contexts of expected homeownership expansion, those not entering owner occupation have often been overlooked (e.g. Hamnett 1999). The contemporary reality, however, reflects instead decreasing homeownership access across many advanced economies (Lennartz, Arundel, and Ronald 2016) undermining assumptions of broad ownership diffusion. This paper contends that continued optimism may be biased by lag effects of specific historically favourable periods. Furthermore, the very fact that property often remains the largest household asset only strengthens the need for a holistic consideration of equity outcomes and inequality trends including non-homeowners as well as more or less successful players on the property market. Finally, while key to current and potential future economic security and capital accumulation, the crucial intergenerational dimension of housing equity through inheritance or intra-vivo transfers only underlines its centrality in the longer term reproduction of inequalities.

### *1.1. Research*

Considering the changing contemporary socio-economic reality of advanced homeowner societies and the lack of a housing focus in recent inequality literatures, this paper echoes the plea of Dorling (2014) in arguing for a better understanding of the housing wealth dimension. The article takes on an important and timely issue in providing an explicit exploration of the central role of property wealth in inequality dynamics. The article first aims to contribute theoretically in uncovering why and how housing wealth may reflect or amplify socio-economic inequalities – synthesizing existing literature on the role of housing wealth and contemporary common trends that may drive inequalities. Secondly, the article provides an investigation of housing equity concentration in Great Britain, arguing for the salience of this case towards contemporary developments across many economies.

The exploratory analysis provides an important foundation to the theoretical argument along with the intention of stimulating further detailed empirical analyses and international research.

The paper proceeds in three parts. *Firstly*, setting out by arguing for the special position of housing and why it matters for contemporary inequality dynamics. *Secondly*, the research outlines the key current drivers behind potentially increasing housing wealth disparities across advanced economies. *Lastly*, the study turns to the British case as a prominent example of housing wealth dynamics in an “advanced” homeowner society and empirically investigates through an exploratory lens the following key questions: To what extent is housing equity a widespread or strongly concentrated asset and what are the recent trends in housing equity inequality? What are the dynamics of inter and intra-generational housing equity inequality? And what role do secondary rental property investments play in housing wealth concentration?

## 2. Why does Housing Wealth Matter?

In this paper, the argument is made for the special position of housing property in the dynamics of wealth inequalities. Simply speaking, housing equity can be considered as one component of the economic portfolio of households, which includes income stream, other financial savings and further capital wealth, such as stock investments and business holdings – net of total debts. Previous studies in economics and social stratification have focused on income inequalities as well as divergences in total wealth holdings (see Atkinson, Rainwater, and Smeeding 1995; Piketty 2014; Vitali, Aassve, and Furstenberg 2014). While other assets may be of importance, it is proposed that housing plays an essential role that deserves particular attention in understanding the dynamics of societal inequalities for the following crucial reasons.

### 2.1. Housing as the Largest Financial Asset

Capital returns from stocks and other business holdings have received much attention in analyses of inequality as they often display extreme concentrations among the most wealthy. The fact that property wealth often remains a more “equally” distributed asset than others, such as income, stocks or business holdings (Appleyard and Rowlingson 2010) has to some extent falsely shielded it from scrutiny as an explicit dimension of inequality. However, it is also precisely because other asset holdings have never represented any significant source of wealth for the vast majority of households that they are less significant to the economic prospects of most (Kurz and Blossfeld 2004; Saez and Zucman 2014). On the other hand, housing commonly represents the largest financial asset held by most households (Rowlingson and McKay 2012).<sup>2</sup> In advanced homeownership societies, owning property has been a widespread achievement, albeit most notably during certain cohort periods, and thus for many households acts – or is perceived to – as an essential vehicle for storing and accumulating household wealth (Doling and Ronald 2010). Especially in the Anglo-Saxon liberal countries of the UK, the US, Canada and Australia, homeownership has reached very high peak shares ranging from 64 to over 70% in recent decades (Ronald 2007). Considering a majority of households in such “homeowner societies” are financially engaged with the housing market, yet with very differentiated outcomes, it is clear that housing prospects are key to economic inequality.

### 2.2. *Does Housing Equity Matter as Household Wealth?*

In arguing for the centrality of housing in inequality dynamics, there are two key critiques that should be addressed. The first centres around the fact that housing equity represents a financial asset that is considered more difficult to quickly or fully capitalize – being infrequently sold or traded – and therefore equity values “on paper” may not reflect real accessible wealth (Bonnet et al. 2014; Buitter 2008). It is true that there are various reasons why a household may not realize housing wealth even in periods of some need, from a reluctance to sell because of attachment or the difficulty of realizing a suitable alternative dwelling. Dismissing housing wealth because of the difficulty of quick capital realization is, however, shortsighted. The fact is that when it comes to real outcomes of inequality, housing wealth *matters* both in the present and, even more so, over the longer term. While not as liquid as other capital, housing wealth can still be leveraged and, in some cases, act as a catalyzing agent for the accumulation of more capital. These include more abstract notions of savings from imputed rent (Richardson and Dolling 2005; Tunstall et al. 2013) and indirect benefits of higher housing quality which may act as a better locus of intra-family exchanges of welfare support (Druta and Ronald 2016) or better locational access to superior job markets and schools (Dorling 2014; Sherraden 2003). More directly, mechanisms of equity release can leverage housing wealth for other household investments (Lowe, Searle, and Smith 2012). Beyond numerous implications in the short and medium terms, housing equity can play an even more essential role over the longer term in reproducing inequalities over generations through transfers via inheritance; especially when housing values rise alongside discriminant access (Allegré and Timbeau 2015). This is in addition to “intra-vivo” transfers from parents whether indirect support or leveraging equity to help purchase their own home as a normalized means by which housing pathways are reproduced over generations (Druta and Ronald 2016).

### 2.3. *What about Alternative Tenures and Forms of Savings?*

A second critique regarding the focus on housing equity is the contention against placing too much supremacy on owner occupation and that rental tenures can provide a suitable alternative means of dwelling. While rental may indeed provide comparably adequate shelter – with potential benefits in terms of short-term flexibility (Kemp and Keoghan 2001) – this neglects the aforementioned medium direct and indirect benefits that can be leveraged through ownership and equity. Furthermore, in many countries – especially more (neo-)liberal contexts such as in Britain – social rental housing has become increasingly residualized and difficult to access (Henley 1998; Kemp and Keoghan 2001). While it may provide affordable housing to an important minority,<sup>3</sup> the buffering subsidy of below-market rents in no way counteracts the type of housing wealth concentrations at the higher end of the spectrum. Private rental options, on the other hand, often suffer from issues of affordability and precarity (Kemp 2015).<sup>4</sup> While tenants are clearly excluded from accumulating housing wealth, it can be contended that alternative tenures may “free-up money” for other investments thereby balancing out potential accrued property gains. However, this does not appear to be empirically supported where, as previously mentioned, other financial savings are of little importance to a vast majority of households (Kurz and Blossfeld 2004). If foregoing home purchase allowed adequate substitute investment,

it could be expected that including other financial wealth and savings would temper inequalities, however, there is evidence for the opposite effect.<sup>5</sup> In terms of the vast majority in such homeowner societies, there simply is no evidence of a clear substitute mechanism of saving and capital accumulation. This is further reflected on the macro-scale by the preeminent growth of housing wealth in the share of capital across many economies (Bonnet et al. 2014; Piketty 2014; Rognlie 2015). Lastly, when it comes to a fundamental longer term perspective on the dynamics of inequality, housing equity is essential in considering reproductions of stratification across generations – a degree of inheritable wealth lacking for most non-homeowners.

#### 2.4. *Housing and Asset-based Welfare*

Further underscoring the salience of homeownership and housing wealth is the erosion of traditional state support and the attendant promotion of ideals of an individualized “asset-based” welfare. In the face of a rollback in state welfare in many advanced economies, accumulating private housing equity has become a major means towards financial security (Conley and Gifford 2006; Doling and Ronald 2010; Saunders 1990). Widespread homeownership was either explicitly or implicitly promoted as a means of shifting welfare responsibility onto private households and the market (Forrest and Hirayama 2009), especially in leveraging property equity for retirement (Tunstall et al. 2013). Housing was seen as the most suitable means of government supported saving (Doling and Ronald 2010) with Malpass (2008) declaring homeownership as the “cornerstone” of the new welfare state. The interrelated residualization of welfare support and the promotion of individualized asset-based welfare have sharply increased the salience of housing equity, while those that have been shut out or fared worse on the housing market are left with increasingly diminished alternative resources.

### 3. **Drivers of Increasing Housing Inequality**

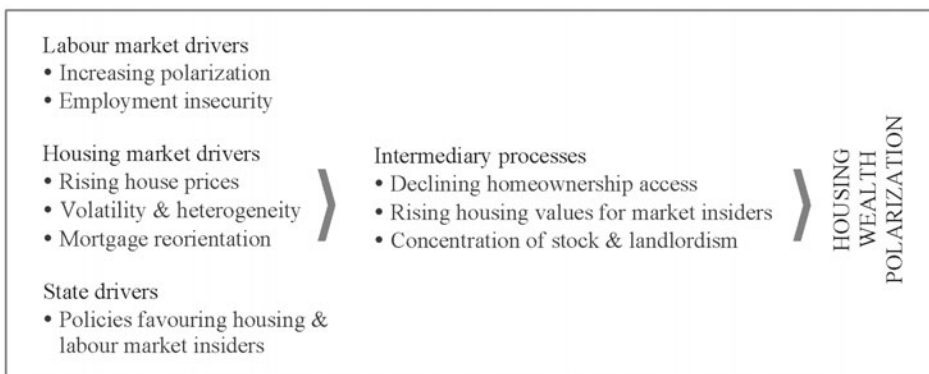
Essential to understanding the housing wealth dimension of inequality is recognizing the contemporary drivers that may be stimulating growing divergences. The focus of the discussion herein is not intended as an exhaustive overview – recognizing the inherently complex nature of inequality dynamics that involve a multitude of often interacting factors – but rather to delineate the key identifiable forces behind contemporary housing wealth concentration. Recent drivers can be identified across three interrelated domains. Firstly, fundamental transformations in the labour market over recent decades have resulted in both dynamics of growing polarization and rising employment insecurity undermining the widespread economic capacity needed for homeownership access and equity accumulation. Secondly, within the housing market, rising house prices, volatility and heterogeneity alongside crucial mortgage system changes brought forth by forces of financialization have both exposed less wealthy homeowners to increased risk as well as divided homeownership access and concentrated wealth. Lastly, state policy approaches have tended to reduce support for economically vulnerable populations while favouring the interests of labour and housing market insiders. Taken together, these underlying drivers have promoted significant trends in growing housing wealth inequality through processes of reduced access onto the homeownership market for many, especially young first-time-buyers, continued rising property values of market insiders and a concentration of the



housing stock. While these processes have tended to be most pronounced in Anglo-Saxon liberal contexts, the literature points to common trajectories across many countries (Hay 2004) where the British case may provide salient insight into an advanced outcome of such trends. The following sections outline these key drivers and intermediary processes of contemporary housing inequality across advanced economies (summarized in Figure 1) with a special focus on the British situation.

### 3.1. Labour Market Drivers

Underlying dynamics of diverging housing wealth are fundamental transformations in labour markets that have undermined the economic capacity of many households and particularly affected homeownership opportunities. Over the longer term, economic restructuring towards “flexibilization” and “individualization” have significantly weakened elements of economic certainty that existed under previous Fordist conditions (see Beck 1992; Giddens 1999). Labour markets have seen progressive shifts towards increasing polarization and employment insecurity, such as through higher youth unemployment, underemployment, contract precarity and income disparities (see Arundel and Doling 2016; Buchmann and Kriesi 2011; McKee 2012; Nolan et al. 2014). Rising income inequality has been measured across many advanced economies (Nolan et al. 2014; Piketty 2014; Saez and Zucman 2014) prompting narratives of the *hollowing out of middle classes* or the *squeezed middle*. While unemployment levels have fluctuated with economic cycles, even when employment opportunities return, these are less likely to be full-time or stable with rising levels of involuntary part-time or temporary contracts across advanced economies (Arundel and Doling 2016; OECD 2016). These transformations have fundamentally eroded stable middle-class jobs: the standard pre-conditions for entering the housing market and accumulating equity. Even where income may be sufficient, precarious employment often deny access to mortgage credit as well as impacting the decision to invest in home purchase when anticipating a moving need (Coulson and Fisher 2002). Compounding these trends, growing demands for a better educated workforce have both delayed and further differentiated labour market entry, as well as often implying substantial debts upon graduation especially among those with more disadvantaged backgrounds (Buchmann and Kriesi 2011; Hills et al. 2013).



**Figure 1.** Key drivers of housing wealth polarization.

Taken together, these labour market dynamics have clearly exhibited a significant intergenerational dimension with young people particularly affected by reduced economic capacity, rising employment insecurity and increased educational indebtedness. Evidence from the US and the UK show a decrease in relative incomes of younger people over the longer term since even before the crisis (Andrew and Pannell 2006; Bell and Blanchflower 2011), whereas recent labour market difficulties have further most affected younger generations and those already in more precarious positions (Hills et al. 2013; Cowell 2013; Clapham et al. 2010; McKee 2012).<sup>6</sup> While labour market restructuring may have more limited effects on the housing circumstances of established owners – who have substantially paid off their housing loans – they strongly impact those at the beginning of their housing careers.

### 3.2. *Housing Market Drivers*

In combination with changing labour conditions, housing markets have seen transformations over recent years that have likely further contributed to housing wealth divergence. Two key interconnected housing market drivers have been rising house prices and mortgage system changes. These dynamics can both be placed within the broader context of the commodification and so-called *financialisation* of housing markets. Although acting in complex ways, the broad outcomes of financialization trends have seen a flow of investment into property markets, expanded mortgage credit allowing many households to leverage increased capital for housing purchase – with mortgage loans becoming the default means to housing access (Lennartz, Haffner, and Oxley 2012; Saunders 1990) – and an embedding of real estate into (global) circuits of capital (Aalbers 2008; Aalbers and Christophers 2014). Such processes have been felt with special intensity in those countries combining strong neo-liberal agendas with a committed ideology in homeownership, such as the UK and US (Rolnik 2013; Ronald 2008). While a pre-crisis growth in credit did, on the one hand, allow homeownership entry to lower income households, this was achieved through extending loans to increasingly risky borrowers usually at higher costs – so-called “subprime” loans often hidden behind opaque agreements – exposing the most precarious buyers to high levels of financial risk.

On a macro-level, Stiglitz (2012) demonstrates that the increased availability of credit means that those holding assets that can be used as collateral, especially property, see them increase in value, disproportionately advantaging the wealthy. In real estate, credit expansion and increased property investment has seen – on average and over the long-term – a boom in housing prices across many advanced economies (Aalbers 2008; Whitehead and Williams 2011). Rising house prices present an important driver of diverging housing opportunities as they both promote wealth accumulation of housing market insiders, while contributing to an increasing barrier in homeownership entry for those without sufficient economic capacity (see Allegre and Timbeau 2015). Despite the economic outcomes of the GFC, house prices have not significantly dropped (and commonly continued rising) in many countries, especially relative to incomes (Whitehead and Williams 2011; Williams 2011). Lower interest rates and yields on government bonds, bank deposits and pension annuities, increased the relative attractiveness of real estate investment for those who had available capital (Green and Bentley 2014). Reductions in housing starts post-GFC in many countries further helped limit a clear correction in house prices (Kemp 2015) with the average savings and costs needed for home purchase moving beyond the

capacity of many – particularly younger – households (Doling and Ronald 2010; Resolution Foundation 2013).<sup>7</sup> Added to this, a more financialized and globally interlinked housing market has contributed to increased volatility which intensifies disparities between those respectively advantaged or disadvantaged by timing and ability to leverage capital and credit (Doling and Ronald 2010; Forrest and Hirayama 2009). Moreover, volatility, returns and financial risk are further increasingly heterogeneous across housing subsectors (Larsen and Sommervoll 2004), including across geographic space (Marcinczak et al. 2016). At the global scale, the search for returns through prime real estate have seen the flow of capital into specific hotspot markets, such as London, exacerbating local affordability while often rewarding those with the ability to play on the international property market (Kemp 2015).

Recent mortgage system transformations have seen both increased barriers for housing access to many households and a further reorientation of credit to those with better economic and wealth positions. While access to homeownership has been strongly connected to the availability of mortgage credit (Aalbers 2012; Aalbers and Christophers 2014), the post-GFC period saw, unsurprisingly, the development of stricter lending practices which increasingly shut out those with little savings or more precarious employment (Arundel and Doling 2016; Lennartz, Arundel, and Ronald 2016). In other words, while the longer term decline in widespread, stable middle-class jobs was partly masked by the expansion of credit in the pre-crisis years – albeit at the expense of greater financial risk for many – the post-crisis context was one of both more stringent mortgage requirements and fewer households in a position to seek housing loans anyway (Arundel and Doling 2016). Added to this, mortgage system changes saw a reorientation of credit towards existing holders of housing wealth. Following the crisis, financial policy boosted credit availability at attractive rates,<sup>8</sup> but combined with stricter lending criteria, these loans went out to home-buyers already in better financial positions, such as in the form of buy-to-let (BTL) mortgages in the UK (Cunliffe 2014 in Kemp 2015). Forrest and Hirayama (2015, 237) note that “the home ownership systems which have emerged from the crises are ones which favour the financially privileged – the *primes* rather than the *subprimes*.”

### 3.3. State Drivers

Notwithstanding considerable diversity across jurisdictions,<sup>9</sup> recent state policy approaches have in many contexts tended to compound labour and housing market difficulties with many countries witnessing a rolling-back of the welfare state from the 1980s onwards (Forrest and Hirayama 2009). This trend has especially intensified post-GFC as austerity ideology has dominated. Recent British government pledges have been to implement unprecedented cuts to social expenditure towards GDP shares not seen since the 1940s (Kemp 2015) with austerity measures especially disadvantaging lower income and younger households (Hills et al. 2013).<sup>10</sup> Government cuts have, for example, seen rising educational costs that combined with labour market pressures for a better educated workforce, have promoted large debts upon graduation – especially among those of more disadvantaged backgrounds (Buchmann and Kriesi 2011; Hills et al. 2013) – hindering traditional adulthood transitions for many, including into owner occupation (Arundel and Lennartz, forthcoming; Arundel and Ronald 2016). While not delving here into the complex dimensions of policy and legislative approaches, broadly speaking, state institutional

contexts have tended to favour labour and housing market insiders often exacerbating or upholding other dimensions of economic polarization (see Häusermann and Schwander 2012).

### 3.4. *Intermediary Processes*

When considering dynamics of inequality, it is clear that there are a multitude of complex interacting factors. While not exhaustive, the above discussion outlines key contemporary drivers towards growing divergences in housing wealth accumulation. These may be broadly organized in terms of dimensions of the labour market, housing market and state contexts, however, growing housing wealth inequality is by and large a result of a combination of these interrelated factors. Acting in conjunction, these drivers have promoted processes of reduced access to homeownership, continued wealth accumulation for housing market insiders, and a further concentration of the housing stock through secondary property and landlordism.

Facing a combination of deteriorating labour markets, increased barriers to mortgage credit, education indebtedness and reduced state support, smooth entry onto the housing ladder has become increasingly difficult or out-of-reach for many, especially among younger cohorts and those of lower socio-economic status (Arundel 2017; Kurz and Blossfeld 2004; Lennartz, Arundel, and Ronald 2016). The evidence points to growing delays in leaving the parental home and subsequently unstable housing careers with reduced opportunity for property investment (Arundel and Ronald 2016; Forrest and Yip 2012; Hochstenbach and Boterman 2014; McKee 2012). Recent analyses indicate significant decreases in homeownership access for 18–34 year olds across all core European countries from 2007 to 2012 with especially significant declines where financialized homeownership sectors had been most heavily promoted, such as the UK (Lennartz, Arundel, and Ronald 2016). While it may be possible to describe a past “golden-age” of homeownership which left many of the baby-boomer generation in possession of substantial housing wealth (Conley and Gifford 2006; Forrest and Hirayama 2009; Kurz and Blossfeld 2004), current conditions seem to be converging towards quite the reverse among younger adults. On the other hand, among previous cohorts already in homeownership and those successful on the housing market, continued investment of capital in real estate and rising house prices over the long-term contributed to a progressive growth in their housing equity.

Added to this, mortgage system changes that both limited access to more precariously employed populations and saw a reorientation of credit towards existing holders of housing wealth have further promoted a concentration of existing housing stock, namely through multiple property ownership. A counterpoint to notions of “generation rent” among young adults has been a rise in private landlordism (Ronald, Kadi, and Lennartz 2015) propelled by mortgage sector developments. In the UK, for example, BTL mortgages became relatively cheap and easy to access but only for those that had the necessary capital to meet higher loan-to-value requirements (Kemp 2015). While entry to the property ladder became more difficult for many, investment by existing holders of (housing) wealth in secondary rental properties became increasingly easy and attractive. The British situation provides a particularly salient case with estimates of landlords in the UK growing from about 558,000 in 1991 to over 2.12 million in 2012 (Ronald, Kadi, and Lennartz 2015). Despite recognition of an acceleration of secondary property investment, the broader impacts that these dynamics of housing stock concentration on housing wealth distribution have been mostly neglected.

#### 4. Housing Equity Inequality Dynamics: The British Case

Having identified in the previous sections the primary – and interrelated – dynamics behind housing wealth divergences across many advanced economies, the following turns to an empirical evaluation of evidence of housing wealth inequality outcomes. In understanding the housing dimension of inequality, there both appears to be significant congruities among many advanced economies as well as specific contexts where housing dynamics have been the most salient. Anglo-Saxon countries seem to especially stand out in both trends of worsening inequalities (Hills 2010; Piketty 2014) and the special role of housing in what may be termed advanced “homeowner societies” (Ronald 2007). The British case provides a key example of a context combining clearly rising inequality (Dorling 2014; Stiglitz 2012), welfare residualization and an embedded ideology of homeownership alongside its (perceived) centrality towards privatized economic security (Forrest and Hirayama 2009; Kemp 2015). The British case is not only relevant of its own accord but also potentially represents an “advanced” progression of common trends playing out across many economies (Arundel 2017; Lennartz, Arundel, and Ronald 2016; Nolan et al. 2014; Piketty 2014). British housing dynamics may represent a cautionary case where other countries have – to varying degrees – increasingly embraced the potential of mass homeownership and notions of asset-based economic security alongside forces of housing market financialization and growing labour market insecurity.

While there has been recent British media attention, there remains a dearth of academic empirical analysis or understanding of such property wealth dynamics on the international stage. Looking at Great Britain, the three empirical research questions are investigated. While the research remains exploratory in nature and recognizes the limitations of such a macro-level investigation, it establishes an empirical basis for reassessing ideological notions of the widespread nature of housing wealth under contemporary dynamics promoting increased divergence through an investigation of the three dimensions of: total housing equity concentration, inter and intra-generational trends, and the recent rise in landlordism.

##### 4.1. *Data and Methodology*

The empirical component makes use of the Wealth and Assets Survey (WAS): a large-sample survey across Great Britain<sup>11</sup> specifically designed for gathering data on wealth and income across individuals and households. It was conducted in three waves – 2006–2008, 2008–2010, and 2010–2012 – providing an invaluable picture of conditions prior to the crisis, in the immediate post-GFC years and into the recent so-called recovery. The WAS included a sample of between 20,000 and 30,000 households per wave.<sup>12</sup> The analysis was conducted at the household level with individual attributes, such as age, based on values from the head of household or principal household reference. The main measure of housing wealth is calculated as net housing equity, representing all reported property values minus all outstanding mortgage debts. Landlord households are those that own secondary properties from which they reported rental income. Appropriate weighting variables were used to correct for sampling biases and monetary values were corrected for inflation using Bank of England rates when comparing across waves. Where changes in shares of equity are calculated, *t*-tests were conducted and statistical significance is reported in figures.

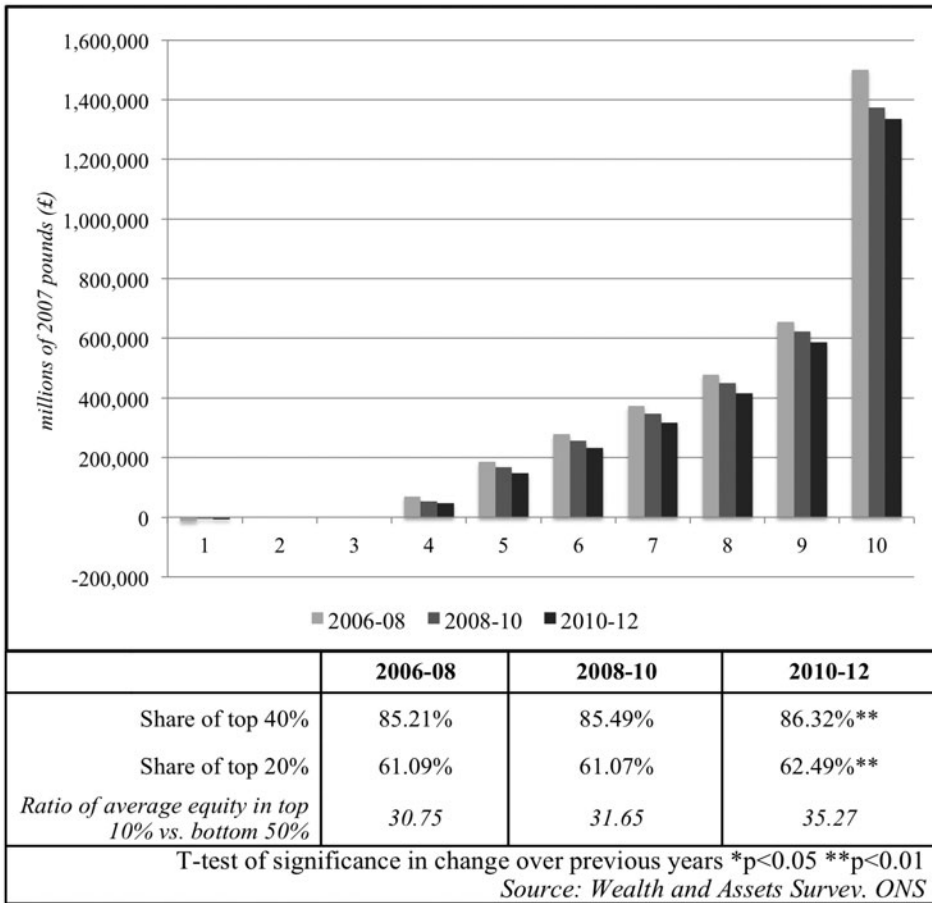
While regional variation plays an important role, the deliberate focus of these analyses is to uncover the macro-level picture of inequality dynamics across Great Britain. It is clear that geographic heterogeneity such as in house price development, capital flows (Aalbers 2016), policy approaches, and other housing and labour market conditions can structure crucial variations in housing transitions and outcomes across regions (see Hochstenbach and Boterman 2015; Hoolachan et al. 2016; McKee, Muir, and Moore 2016). However, taking a macro-level approach at this stage is in itself precisely useful in analysing how spatial variations across regions may result in key macro-level inequalities in housing equity dynamics.

#### 4.2. Total Housing Equity Concentration and Trends

While there is little realistic sense in arguing for absolute equality, there is a compelling need to consider the extent that high levels of inequality are justifiable and, most importantly, scrutinize shifts towards worsening wealth disparities (see Piketty 2014; Stiglitz 2012). Considering the ideology of the democratization of housing assets in advanced homeowner societies, the first fundamental question to consider is: *to what extent is housing equity a widespread or strongly concentrated asset?* Looking at the distribution of total housing equity values in three periods of 2006–2008, 2008–2010, and 2010–2012 (see Figure 2) provides a clear picture of contemporary housing equity inequality across British households.

The first striking feature is the degree of concentration of housing equity among the top decile in contrast to a considerable portion of households who have either negative, nothing, or close to zero in terms of net housing wealth. The share of housing equity among just the top 20% consistently represents over 60%, while the top 40% hold over 85% across the 2006 to 2012 period. While equity (as net value after owed mortgages) reflects best the current housing wealth of a household there is a clear argument to be made that there is a natural degree of necessary inequality considering that equity is built up slowly over the life-course as the mortgage matures. To take this into consideration, the distribution of total housing *values* without subtracted mortgage debt was also examined. Even looking at measures of total housing value distribution there are persistently high degrees of wealth concentration holding true either across total population, or only among those aged 50 plus, expected to have mostly already entered homeownership and “traded up” to their final residence.<sup>13</sup> This further undermines potential notions that the measured inequality could be mainly a reflection of differences in mortgage stage and evidences real concentrations of wealth across both housing equity and total values.

Beyond the absolute degree of housing wealth concentration, the next essential consideration is *whether recent trends are moving toward decreasing or increasing housing wealth inequality?* While Figure 2 reflects reduced access to homeownership as well as the crisis effect in terms of some decreases in total equity values (especially from 2006/8 to 2008/10), changes in the distribution of equity are of most importance for inequality considerations. The analysis demonstrates that on top of some decrease in equity across deciles, a steady divergence is evident with a clear growth in concentration among both the top 40% and top 20% holders of housing equity. Growing inequality is apparent across the three waves with a significant increase since the GFC (significance tested for changes in equity *shares* using *t*-test compared to previous wave). The ratio of average equity among the top decile compared to the full bottom *half* of households reveal multiples increasing from 30.75 in 2006/8 to over 35 times



**Figure 2.** Total housing equity in Great Britain by deciles.

in 2010/12. These examinations of total housing equity levels in Great Britain clearly reflect the unequal distribution across households and fundamentally undermine notions of housing as a democratic or widespread asset. Beyond this, the recent trends reveal a clear exacerbation of such housing wealth inequalities.

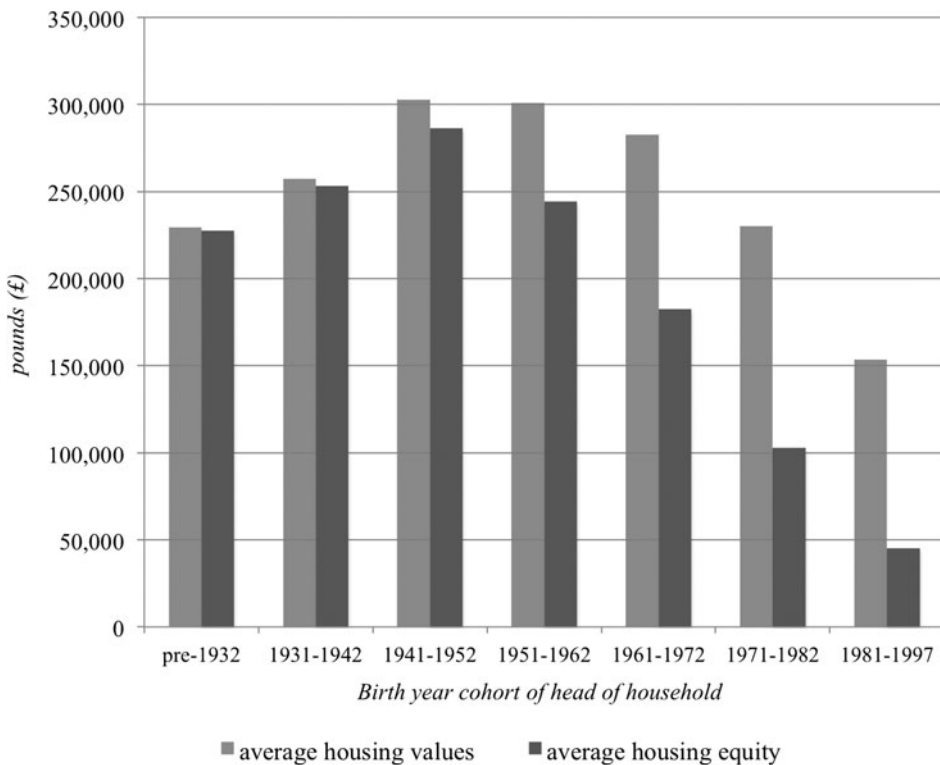
#### 4.3. Dynamics of Inter and Intra-generational Inequality

While there are limitations in predictive power given the length of data, untangling some of the age group dynamics helps to further uncover the interplay between and within cohorts, especially the impacts on young adults likely facing most the consequences of changing socio-economic contexts. The second consideration is thus: *what are the dynamics of inter and intra-generational housing equity inequality?*

As noted, there are certain generations that particularly benefitted from a period of favourable labour market conditions, housing affordability, supportive policies and subsidized transfers of public housing. Adding to studies that have pointed to generational homeownership rate variation (see Forrest and Hirayama 2009; Kurz and Blossfeld 2004; McKee 2012), the analysis shows clear concentrations among

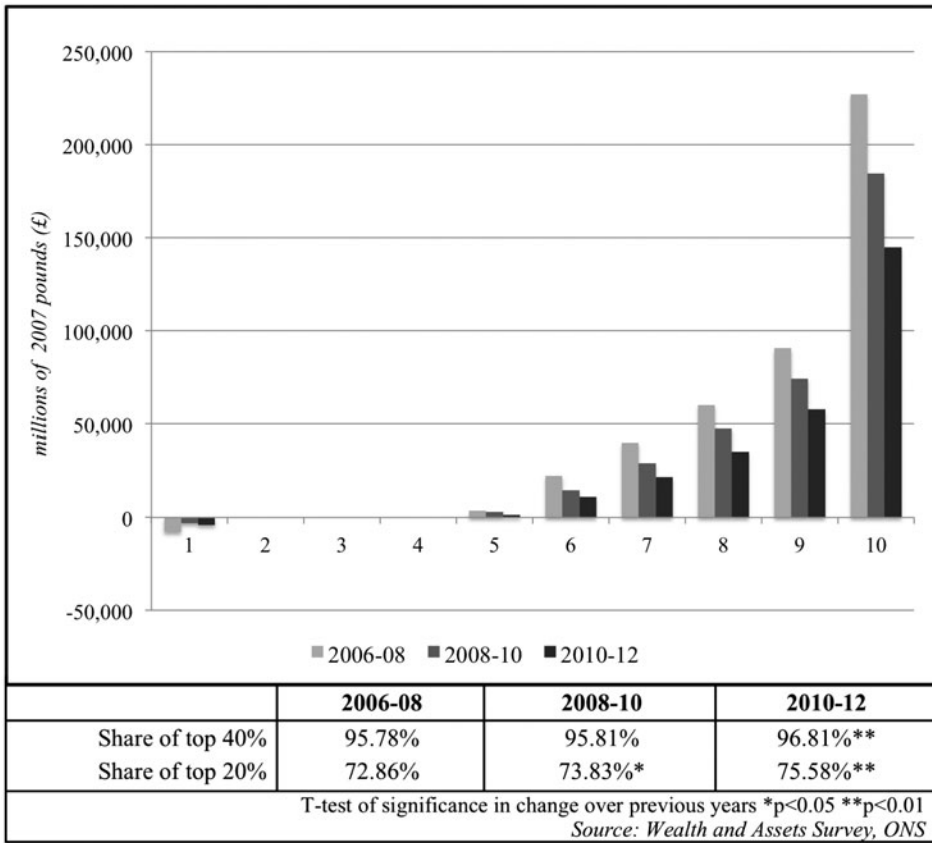
certain British cohorts in measures of equity and housing value (see Figure 3). Excluding non-homeowners emphasizes the cohort differences even only among homeowners while further considering housing values provides an estimate of potential housing equity that takes into consideration natural mortgage payment cycles.<sup>14</sup> The results show a significant bulge among the middle cohort with those born in the post-war decades displaying the most success compared to both younger and older households. This cohort difference is apparent even among only homeowners and for both equity as well as housing value estimates.

Adding to this, a differentiated examination of housing equity development among younger adults aged 20–39 (see Figure 4) reveals an even more striking pattern. The most remarkable development among younger age cohorts in Great Britain has been a dramatic reduction in housing equity holdings, which have steadily diminished across all deciles. This echoes the reduction of younger adults' entry into homeownership in the face of pressures of labour and economic precarity, educational debt, continued high housing prices, austerity measures and restricted credit access (see Lennartz, Arundel, and Ronald 2016). On top of the already striking widespread decrease in equity accumulation, there is also a significant increase in shares of housing wealth concentrated among the top 20 and 40% of young adults. Comparing the pattern among only young adults to all households (shown in Figure 2) reveals clearly their especially disadvantaged position with much sharper decreases in equity. The results here visibly point to growing intergenerational inequalities in net housing



**Figure 3.** Average housing value and equity among homeowners by cohort – 2010/12.

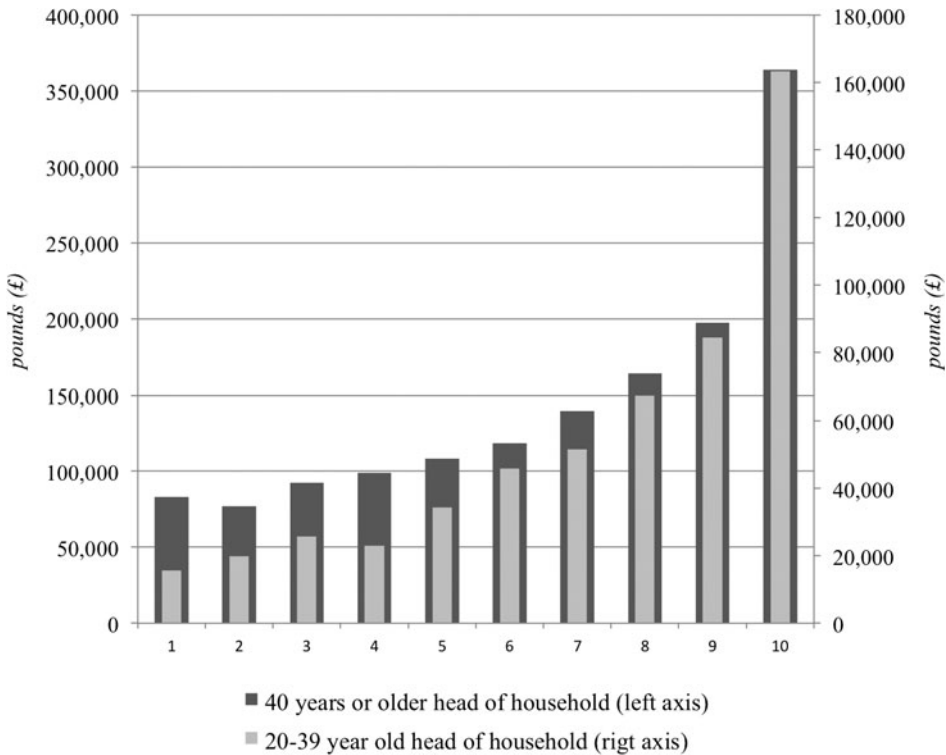




**Figure 4.** Total housing equity among 20–39 year olds by deciles.

wealth. However, beyond this, there is a significant growth in differentiation of equity accumulation among younger adults – echoed across other age groups<sup>15</sup> – pointing to simultaneous increases in *inter* and *intra*-generational inequalities.

Figure 5 investigates housing equity in relation to income across both younger and older households for the final wave 2010–2012. The broad picture revealed is that housing equity is clearly also concentrated among higher income households; further questioning any redistributive function of housing assets at the macro-level. Nonetheless, there are measures of equity across all income deciles, reflecting at least some circumstances where housing wealth is possibly counterbalancing income poverty. Cases where homeownership wealth compliments otherwise low incomes have been shown to be a very small fraction of the population and primarily limited to some lower income pensioners (Hancock 1998; Orton 2006; Rowlingson and McKay 2012; Sodha 2005). The intergenerational dynamics in Figure 5 support the likelihood that these cases are principally found among older cohorts, likely pensioners or those that accessed housing through historically favourable conditions.<sup>16</sup> On the other hand, the analysis shows equity among younger adults even more concentrated among higher income groups, again reflecting the likely stronger significance of income as a determining factor for homeownership access among recent generations. The empirical analyses of housing equity distribution and equity over



**Figure 5.** Average housing equity by household income deciles – 2010/12.

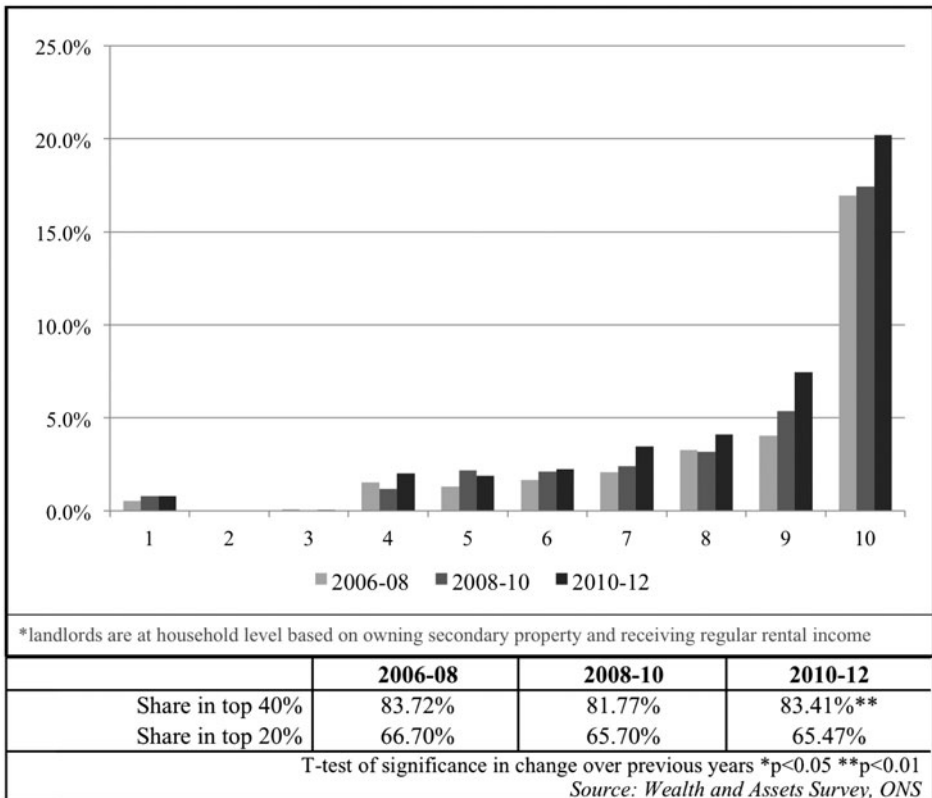
income reflect fundamental patterns of existing – and increasing – *inter* and *intra*-generational inequalities in housing wealth in Great Britain. These are very significant results both for the immediate economic inequities as well as in terms of what reduced and diverging wealth accumulation among younger generations means for the future exacerbation of inequalities as a housing-equity-disadvantaged generation ages in an era of individualized responsibility for economic security.

#### 4.4. Landlordism and Housing Equity Inequality

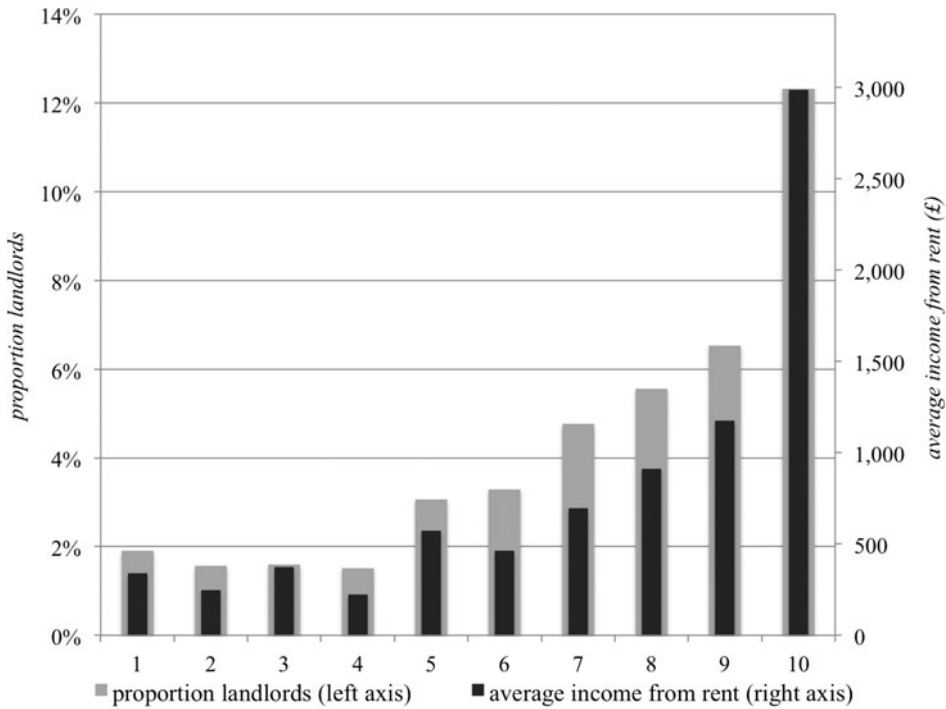
The third empirical investigation considers the inequality dynamics of recent growths in landlords and the circulation of capital in rental property markets. As the flipside to “generation rent” among younger cohorts, the British housing market has witnessed a very significant growth in landlords over the last few decades with an especially rapid increase in the post-crisis years (Ronald, Kadi, and Lennartz 2015). Many of these new landlords have been small-scale rather than large investors<sup>17</sup> with primary motivation for rental property investment reported as for retirement needs, tending to paint a picture of a relatively disadvantaged pensioner “landlord” whose rental income might overcome deficiencies in income or other wealth (Lord, Lloyd, and Barnes 2013). However, there is little serious evaluation of who these landlords represent and crucially to what extent the boom in rental properties (i.e. through BTL) is a force for redistribution or rather an intensification of existing wealth inequalities. Considering these significant dynamics, the analysis investigates the key

question of *what role secondary rental property investments play in housing wealth concentration?*

Looking at the results from the WAS data (Figure 6), a very striking pattern is revealed in terms of British landlords in relation to the spectrum of existing housing wealth distribution. The highest proportions of landlords are very clearly found among the top decile of housing equity holders, with very low levels of landlordism anywhere below the top two deciles. The included table represents the concentration of counts of landlord households among these equity deciles and reveals that over 65% are concentrated in the top 20% of housing wealthy households – an even higher degree than total housing equity – and over 80% among the top 40% throughout the 2006–2012 period. While there is little clear change in the distribution of landlordism over recent years, the absolute levels of concentration represent itself a very significant finding. The skew of the distribution means that roughly half of all landlord households in the UK are found within the very top decile of housing wealth. This undermines characterizations of BTL loans and landlords being a more marginal group able to leverage rental assets to balance out otherwise meagre wealth holdings – a.k.a. “mom and pop” investors. The pattern rather points to concentrations of rental property owners among those already most successful on the housing market.



**Figure 6.** Proportion of landlord households per housing equity deciles.



\*landlords are at household level based on owning secondary property and receiving regular rental income

**Figure 7.** Proportion of landlord households and average rent income per pre-rent income deciles – 2010/12.

To further untangle the extent of landlordism as a dimension of economic concentration, the analysis examined the distribution and average rental returns with regards to household income levels (pre-rent) in the most recent wave (see Figure 7). Although slightly less steeply concentrated than housing wealth, the results again show a clearly skewed distribution with a very large proportion of landlords especially within the top income decile. While some landlords are evident across quantiles – potentially reflecting some pensioners supplementing low-incomes with rental revenue (Lord, Lloyd, and Barnes 2013) – the proportion is minor. Looking at average rental income, returns generated from rental properties are even more disproportionately concentrated among the top decile. The picture here is that landlords are very likely to be among income-rich households and those landlords are also the ones more likely to generate higher returns. The analysis substantiates the role of increased capital circulation in the British landlord market as a significant driver of continued wealth concentration and growing economic inequalities.

## 5. Conclusion and Discussion

The paper argues for a necessary recognition of the special position of housing wealth in contemporary dynamics of inequalities and a reconsideration of engrained ideologies surrounding the widespread and redistributive nature of property equity. Processes of reduced access to homeownership related to labour and housing market

transformations have increasingly diminished opportunities for equity accumulation among many – especially more precarious and younger – households (Buchmann and Kriesi 2011; Hills et al. 2013; Kemp 2015; Lennartz, Arundel, and Ronald 2016; McKee 2012). Broader trends of financialization and mortgage system changes have likely both buoyed house prices while complicating affordability and increasing exposure to financial risk; thus exacerbating divergences between those more or less successful on the property market (Aalbers 2008; Forrest and Hirayama 2009; Larsen and Sommervoll 2004). While housing equity continues to become more salient in the face of state welfare residualization (Doling and Ronald 2010; Rolnik 2013; Ronald 2008), the evidence seems to point to many of these same forces driving increasing housing wealth concentration and undermining the very ideologies behind widespread asset-based economic security.

The results of an exploratory examination of the British case clearly indicate the potentially unequal nature of housing equity. The empirical evidence points to the starkly concentrated nature of contemporary property wealth and, crucially, significant trends towards increasing equity concentration. These inequality trends are further playing out at both *inter* and *intra*-generational levels with trends in decreasing equity especially pronounced among young cohorts alongside growing divides between more or less successful households within age groups. On the other end of the spectrum, capital circulation in the secondary rental property market and the rise of landlordism is presenting a fundamental dimension of further increased housing wealth concentration for those with higher (housing) wealth and incomes.

While tackling fundamental dimensions of housing equity distribution, the caveats to such a macro-level and exploratory study are also recognized. Firstly, the length of suitable data available prevents an examination of longer term trends beyond a reliance on limited preceding research. Of course, it is also difficult to predict future developments in homeownership access and the intensity with which delays or deferrals of property purchase will accrue future disadvantage in equity accumulation. Nonetheless, the contemporary empirical evidence pointing to exacerbation rather than reversal of inter or intra-generational inequality should not be understated. Secondly, as common to research examining wealth or income distribution, there are likely biases of underreporting among the wealthiest individuals whose financial holdings often can be more opaque. It would thus be expected that wealth concentration may be even more skewed than apparent in the WAS data further strengthening conclusions of housing equity inequalities. Finally, the scope of the research is not able to unpack the specific mechanisms by which housing investments differentiate equity accumulation. Despite the necessary limitations of the exploratory research, the focus herein is crucial in establishing a critical examination of contemporary housing wealth as well as current trends in equity inequality. While the intention was a macro-level understanding of the distribution of housing wealth, the value of further investigating spatial nuance is also clear (see McKee, Muir, and Moore 2016) as well as explicitly understanding the link between how increased intensity of geographical difference in housing markets may contribute to national inequalities. The hope is of stimulating future research in addressing these limitations and in deepening understanding in the specific role of housing in inequality dynamics.

While some past criticisms have arisen, there has remained, especially in Anglo-Saxon liberal contexts, an engrained optimism and purchase into the ideology of mass homeownership as a redistributive force of capital accumulation and an attainable goal for widespread sectors of society. Where growing problems of limited

access to homeownership have been highlighted – particularly among a young generation increasingly seen as restricted to “generation rent” – scholars and the media have decried the lack of access by these groups to what is still implicitly presented as an “equalizing” housing ladder. This assumption negates the fundamental transformative development of the housing market into a dimension of growing inequalities. While underlining difficulties of homeownership access for younger and lower income households is an important piece of the puzzle, neglecting concentrations of housing equity at the higher end of the wealth spectrum, such as through a growing “landlord class,” masks an essential holistic perspective of a housing system itself that may become a vehicle for growing societal inequality rather than widespread financial security. At the macro-scale, recent research has both highlighted growing inequalities across most advanced economies as well as the primary and growing role of housing capital within these dynamics of unequal wealth accumulation (see Allegré and Timbeau 2015; Nolan et al. 2014; Piketty 2014; Rognlie 2014; Stiglitz 2012). Rather than optimistically dismissing housing as a widespread and redistributive mechanism of wealth – perspectives historically entrenched in homeownership ideologies – it is essential to better understand the genuine nature of property within dynamics of established and increasing inequalities.

Beyond bringing these theoretical discussions to the fore, an examination of the British case provides an invaluable empirical look at housing equity inequalities within an established homeownership society facing advanced trends in increasing inequality and differentiated housing market opportunities. While issues surrounding housing access and inequality are more implicit within British public debate, these investigations provide both empirical evidence as well as essential lessons for international contexts where similar trends may be emerging (Lennartz, Arundel, and Ronald 2016; Nolan et al. 2014; Piketty 2014) yet have not received proper academic attention. It is hoped that further research in both similar homeowner societies, such as other liberal Anglo-Saxon contexts, as well as across differing housing systems and welfare regimes would enrich comparative understandings of housing inequalities.

The implicit promotion of financial security for all households through homeownership has likely forever been a false promise, as sectors of the population have always been shut out, but in periods of relatively widespread access, there was justifiable optimism in homeownership as a more equalizing sector of wealth accumulation. The contemporary trends pointing to limited access of homeownership seem to coincide especially in those housing markets where increases have been the largest and most heavily promoted and where ideas of asset-based welfare have been given strongest currency (Lennartz, Arundel, and Ronald 2016). The context of Great Britain as an advanced homeowner society presents a case where ideologies of a property-owning democracy (Ronald 2007) seem to be contradicted by the empirical reality of high-levels of housing wealth inequality and trends towards increasing disparities. This apparent continued concentration of housing equity among a select group of (secondary) property owners brings into question arguments for housing assets as a means for widespread welfare security. If homeownership has been proposed as the cornerstone of the new welfare state (Malpass 2008), what does it imply for the continued stability of the social fabric when this foundation becomes progressively more lopsided with one sector increasingly lavishly buttressed while others lack support? The message here is not that the issues of unequal wealth accumulation are limited to housing equity, nor that solutions to inequality arise from tackling

only problems within the housing system. Rather, housing dynamics are inextricably linked to essential underlying dilemmas of increasingly precarious and polarized labour markets, welfare state retrenchment and mortgage sector transformations. Within these contexts, the notion of housing equity accumulation as a broadly equalizing economic force is something that defies the growing reality of how housing markets have recently developed across many advanced economies. In the face of the increasing financialization of housing, declining access to homeownership for many, rising housing values and a concentration of the housing stock among wealthier market insiders, the practice of accessing shelter becomes a highly financialized decision wherein the circulation of capital may increasingly resemble a divergence into a class renters and a class of “rentiers”.

### Disclosure statement

No potential conflict of interest was reported by the author.

### Funding

This work was supported by the European Research Council [grant number 283881] as part of the HOUWEL research project (Housing Markets and Welfare State Transformations).

### Notes

1. Housing *equity* is used throughout the paper and, following standard definition, represents the housing wealth at a point in time as the assessed value of all properties net of all mortgage debts.
2. Housing in the UK accounted for approximately 37% of household wealth over 2010–2012 (ONS 2014) and is only matched by private pension holdings (ONS 2014). Pension wealth arguably does not play the same role as its access is limited to a certain age group, within which there is little exemption, and it is generally not directly transferable across generations.
3. Roughly 17% of households across the UK were in public housing in 2014 (DCLG 2014). Whereas the sector is smaller and residualized in England, in some contexts such as Scotland public housing represents an important alternative for a larger proportion of urban households.
4. In terms of the UK case, the quality of private rental options is contingent on substantial regional variation in affordability and jurisdictional differences where, for example, weaker tenant rights are evident in England versus Scotland.
5. Based on author’s own analysis of the British case using ONS Wealth and Assets Survey 2006–2012 adding other forms of financial savings increased disparities between wealth deciles.
6. Comparing data from 2006–2008 to 2010 in the UK, real wages for employees in their 20s fell by between 5 and 8% for both men and women and 8 to 10% for lowest-income employees. On the other hand, wages grew 2% for those in their late 50s (Labour Force Survey in Hills et al. 2013).
7. This is evidenced by rising ratios of house prices to earnings, where the estimated time needed to save for an average deposit in the UK rose from less than 5 years in 1983 to over 25 at the pre-crisis peak (Resolution Foundation 2013).
8. Post-GFC, the Bank of England oversaw a reduction of the interest rate to an all-time low of 0.5%, a programme of quantitative easing and, finally, the provision of cheap loans to banks for lending towards home purchase through the Funding for Lending Scheme (Kemp 2015).
9. A complex set of policy, legislative and regulatory frameworks may affect diverging housing wealth accumulation opportunities. These may not only act at the national level, but also be outcomes of regional or local jurisdictions or even supranational institutions such as European Union level policy. Whereas continued research into specific policy impacts on housing inequalities is a valuable field of inquiry, the focus here is on broad developments which, over recent decades, have shown a certain convergence across most advanced economies in reduced government support for labour and housing market outsiders (Forrest and Hirayama 2009).

10. A recent evaluation of the outcome of tax and benefit systems in reducing the consequences of labour market inequalities, show no effective attenuating impact for the deteriorating position of young adults in their 20s between 2007–2008 and 2011–2012 in the UK (Hills et al. 2013).
11. The WAS data excludes Northern Ireland. While some of the discussion of policy, housing system and historical context refers to sources across the entirety of the UK, the difference in geographical entity is not considered to impact the findings significantly. Nonetheless, it is recognized that variation within the included jurisdictions exists, such as in terms of housing system policy and practices across Scotland, Wales and England.
12. A usable sample of 30587 households in wave one, 20165 in wave two, and 21446 in wave three.
13. Based on the author's further analysis of the WAS data, total housing value distribution over all households showed very high levels of concentration with roughly 80% of housing value held by the top 40% and over 55% among top 20%. Just looking at those with a head of household over 50 still showed concentrations of over 77 and 54%, respectively. Both the full age group and over 50 year olds show significant changes towards increasing inequality in total housing value between, at minimum, the last two waves.
14. Looking at average housing values instead of equity helps to control for the natural life-cycle of the mortgage which is gradually paid off as cohorts age – albeit effects of “trading-up” later in life are not possible to control for. Average values are shown to take into consideration different demographic bulges in population. Unfortunately, due to the waves being averaged over two-year periods, there is some overlap among the birth year ranges.
15. Further analyses of equity by the author also pointed to significant increases in inequality among only those with heads of households 50 and older.
16. In the UK, this included the transfer of public housing through the Right-to-Buy (RTB) scheme which particularly benefitted certain older cohorts (Forrest and Hirayama 2009; Jones and Murie 2008; Forrest and Murie 1994). RTB resulted in nearly 3 million homes being sold to tenants at mostly below-market rates with up to 38% having incomes below the national average (Jones 2003; Searle and Köppe 2014).
17. 89% of English landlords are private individuals with 78% owning only one more property (Ronald, Kadi, and Lennartz 2015).

## References

- Aalbers, M. B. 2008. “The Financialisation of Home and the Mortgage Market Crisis.” *Competition and Change* 12 (2): 148–166.
- Aalbers, M. B. 2012. *Subprime Cities*. Malden: Wiley-Blackwell.
- Aalbers, M. B. 2016. *The Financialization of Housing: A Political Economy Approach*. New York: Routledge.
- Aalbers, M. B., and B. Christophers. 2014. “Centring Housing in Political Economy.” *Housing, Theory and Society* 31 (4): 373–394.
- Allegre, G., and Timbeau, X. 2015. “Does Housing Wealth Contribute to Wealth Inequality? A Tale of Two New Yorks.” *Sciences Po publications. Sciences Po*. <http://EconPapers.repec.org/RePEc:spo:wpmain:info:hdl:2441/59b514afcq8qdb7ih17aej5f5k>
- Andrew, M., and B. Pannell. 2006. “Housing Tenure Choices by the Young.” *Housing Finance* 7: 1–13.
- Appleyard, L., and K. Rowlingson. 2010. *Home-ownership and the Distribution of Personal Wealth*. York: Joseph Rowntree Foundation.
- Arundel, R. 2017. “The end of Mass Homeownership? Housing Career Diversification and Inequality in Europe.” PhD diss., University of Amsterdam. <http://www.narcis.nl/publication/RecordID/oai:dare.uva.nl:publications2Faa6990ca-fdaa-4ab5-873d-571278a0446c>
- Arundel, R., and J. Doling. 2016. “The End of Mass Homeownership? Changing Labour Markets and Housing Tenure Opportunities across Europe.” HOUWEL Working Paper Series.
- Arundel, R., and C. Lennartz. forthcoming. “Returning to the Parental Home: Boomerang Housing Trajectories of Younger Adults and the Welfare Regime Context.” *Journal of European Social Policy*.
- Arundel, R., and R. Ronald. 2016. “Parental Co-residence, Shared Living and Emerging Adulthood in Europe: Semi-dependent Housing across Welfare Regime and Housing System Contexts.” *Journal of Youth Studies* 19 (7): 885–905. doi:10.1080/13676261.2015.1112884.
- Atkinson, A. B. 1983. *The Economics of Inequality*. Oxford: Clarendon Press.



- Atkinson, A. B., and A. J. Harrison. 1978. *Distribution of Personal Wealth in Britain*. Cambridge: Cambridge University Press.
- Atkinson, A. B., L. Rainwater, and T. M. Smeeding. 1995. *Income Distribution in OECD Countries: Evidence from the Luxembourg Income Study*. Paris: Organisation for Economic Co-operation and Development.
- Beck, U. 1992. *Risk Society: Towards a New Modernity*. Vol. 17. London: Sage.
- Bell, D. N. F., and D. G. Blanchflower. 2011. "Young People and the Great Recession." *Oxford Review of Economic Policy* 27 (2): 241–67.
- Bonnet, O., P. H. Bono, G. Chapelle, and E. Wasmer. 2014. "Does Housing Capital Contribute to Inequality? A Comment on Thomas Piketty's Capital in the 21st Century." *Sciences Po Economics Discussion Papers* 7.
- Buchmann, M. C., and I. Kriesi. 2011. "Transition to Adulthood in Europe." *Annual Review of Sociology* 37: 481–503.
- Buiter, W. H. 2008. "Housing Wealth Isn't Wealth." National Bureau of Economic Research [No. W14204].
- Clapham, D., K. Buckley, P. Mackie, S. Orford, and I. Stafford. 2010. *Young People and Housing in 2020: Identifying Key Drivers for Change*. York: Joseph Rowntree Foundation.
- Conley, D., and B. Gifford. 2006. "Home Ownership, Social Insurance, and the Welfare State." *Sociological Forum* 21 (1): 55–82.
- Coulson, N. E., and L. M. Fisher. 2002. "Tenure Choice and Labour Market Outcomes." *Housing Studies* 17 (1): 35–49.
- Cowell, F. A. 2013. "UK Wealth Inequality in International Context." In *Wealth in the UK*, edited by J. R. Hills. Oxford: Oxford University Press.
- DCLG (Department of Communities and Local Government). 2014. *English Housing Survey: Households 2012–2013*. London: DCLG.
- Doling, J., and R. Ronald. 2010. "Home Ownership and Asset-based Welfare." *Journal of Housing and the Built Environment* 25 (2): 165–173.
- Dorling, D. 2014. *All That is Solid: How the Great Housing Disaster Defines Our Times, and What We Can Do about It*. London: Penguin.
- Druta, O., and R. Ronald. 2016. "Young Adults' Pathways into Homeownership and the Negotiation of Intra-family Support: A Home, the Ideal Gift." *Sociology*. doi: <http://journals.sagepub.com/doi/full/10.1177/0038038516629900>.
- Forrest, R., and Y. Hirayama. 2009. "The Uneven Impact of Neoliberalism on Housing Opportunities." *International Journal of Urban and Regional Research* 33 (4): 998–1013.
- Forrest, R., and Y. Hirayama. 2015. "The Financialisation of the Social Project: Embedded Liberalism, Neoliberalism and Home Ownership." *Urban Studies* 52 (2): 233–244.
- Forrest, R., and A. Murie. 1994. "Home Ownership in Recession." *Housing Studies* 9 (1): 55–74.
- Forrest, R., and Yip, N. M., eds. 2012. *Young People and Housing: Transitions, Trajectories and Generational Fractures*. London: Routledge.
- Forrest, R., A. Murie, and P. Williams. 1990. *Home Ownership: Differentiation and Fragmentation*. London: Unwin Hyman.
- Giddens, A. 1999. "Risk and Responsibility." *Modern Law Review* 62 (1): 1–10.
- Green, D. G., and D. Bentley. 2014. *Finding Shelter: Overseas Investment in the UK Housing Market*. London: Civitas.
- Hamnett, C. 1991. "A Nation of Inheritors? Housing Inheritance, Wealth and Inequality in Britain." *Journal of Social Policy* 20 (4): 509–536.
- Hamnett, C. 1999. *Winners and Losers: Home Ownership in Modern Britain*. London: UCL.
- Hancock, R. 1998. "Housing Wealth, Income and Financial Wealth of Older People in Britain." *Ageing and Society* 18 (1): 5–33.
- Häusermann, S., and H. Schwander. 2012. "Varieties of Dualization? Labor Market Segmentation and Insider Outsider Divides across Regimes." In *The Age of Dualization: The Changing Face of Inequality in Deindustrializing Societies*, edited by P. Emmenegger, 27–51. Oxford: Oxford University Press.
- Hay, C. 2004. "Common Trajectories, Variable Paces, Divergent Outcomes? Models of European Capitalism under Conditions of Complex Economic Interdependence." *Review of International Political Economy* 11 (2): 231–262.
- Henley, A. 1998. "Changes in the Distribution of Housing Wealth in Great Britain 1985–91." *Economica* 65: 363–380.

- Hills, J. 2010. "An Anatomy of Economic Inequality in the UK-report of the National Equality Panel." LSE STICERD Research Paper No. 60.
- Hills, J., J. Cunliffe, L. Gambaro, and P. Obolenskaya. 2013. *Winners and Losers in the Crisis: The Changing Anatomy of Economic Inequality in the UK 2007–2010*. Social Policy in a Cold Climate: Research Report 2. London: Centre for Analysis of Social Exclusion LSE.
- Hochstenbach, C., and W. Boterman. 2014. "Navigating the Field of Housing: Housing Pathways of Young People in Amsterdam." *Journal of Housing and the Built Environment* 30: 257–274.
- Hochstenbach, C., and W. R. Boterman. 2015. "Intergenerational Support Shaping Residential Trajectories: Young People Leaving Home in a Gentrifying City." *Urban Studies* 54 (2): 399–420. doi:10.1177/0042098015613254.
- Hoolachan, J., K. McKee, T. Moore, and A. M. Soaita. 2016. "'Generation Rent' and the Ability to 'Settle Down': Economic and Geographical Variation in Young People's Housing Transitions." *Journal of Youth Studies* 20 (1): 1–16.
- Jones, C. 2003. *Exploitation of the Right to Buy Scheme by Companies*. London: Office of the Deputy Prime Minister.
- Jones, C., and A. Murie. 2008. *The Right to Buy: Analysis and Evaluation of a Housing Policy*. Oxford: Blackwell.
- Kemp, P. A. 2015. "Private Renting after the Global Financial Crisis." *Housing Studies* 30 (4): 601–620.
- Kemp, P. A., and M. Keogh. 2001. "Movement into and out of the Private Rental Sector in England." *Housing Studies* 16 (1): 21–37.
- Kurz, K., and H. Blossfeld. 2004. *Home Ownership and Social Inequality: In Comparative Perspective*. Stanford, CA: Stanford University Press.
- Larsen, E. R., and D. E. Sommervoll. 2004. "Rising Inequality of Housing: Evidence from Segmented House Price Indices." *Housing, Theory and Society* 21 (2): 77–88.
- Lennartz, C., M. Haffner, and M. Oxley. 2012. "Competition between Social and Market Renting: A Theoretical Application of the Structure-conduct-performance Paradigm." *Journal of Housing and the Built Environment* 27 (4): 453–471.
- Lennartz, C., R. Arundel, and R. Ronald. 2016. "Younger Adults and Homeownership in Europe through the Global Financial Crisis." *Population, Space and Place* 22 (8): 823–835. doi:10.1002/psp.1961.
- Lord, C., J. Lloyd, and M. Barnes. 2013. *Understanding Landlords: A Study of Private Landlords in the UK Using the Wealth and Assets Survey*. London: The Strategic Society Centre.
- Lowe, S. G., B. A. Searle, and S. J. Smith. 2012. "From Housing Wealth to Mortgage Debt: The Emergence of Britain's Asset-shaped Welfare State." *Social Policy and Society* 11 (1): 105–116.
- Malpass, P. 2008. "Housing and the New Welfare State: Wobbly Pillar or Cornerstone?" *Housing Studies* 23 (1): 1–19.
- Marcinczak, S., S. Musterd, M. van Ham, and T. Tamaru. 2016. "Inequality and Rising Levels of Socio-economic Segregation: Lessons from a Pan-European Comparative Study." In *East Meets West: New Perspectives on Socio-economic Segregation in European Capital Cities*, edited by T. Tamaru, S. Marcinczak, M. van Ham and S. Musterd, 358–382. New York: Routledge.
- McKee, K. 2012. "Young People, Homeownership and Future Welfare." *Housing Studies* 27 (6): 853–862.
- McKee, K., J. Muir, and T. Moore. 2016. "Housing Policy in the UK: The Importance of Spatial Nuance." *Housing Studies* 32 (1), 60–72.
- Nolan, B., W. Salverda, D. Checchi, I. Marx, A. McKnight, I. G. Tóth, and H. G. van de Werfhorst, eds. 2014. *Changing Inequalities and Societal Impacts in Rich Countries: Thirty Countries' Experiences*. Oxford: Oxford University Press.
- OECD. 2016. *Employment Database*. Organization for Economic Co-operation and Development. Accessed June 10, 2016. <http://www.oecd.org/employment/labour-stats>
- ONS (Office for National Statistics). 2014. "Wealth and Income, 2010–12." *Statistical bulletin*. UK Government Web Archive. <http://www.ons.gov.uk/ons/rel/was/wealth-in-great-britain-wave-3/wealth-and-income-2010-12/stb-wealth-and-income-2010-12.html>
- Orton, M. 2006. "Wealth, Citizenship and Responsibility: The Views of 'Better off' Citizens in the UK." *Citizenship Studies* 10 (2): 251–265.
- Piketty, T. 2014. *Capital in the 21st Century*. Cambridge: Harvard University Press.
- Resolution Foundation. 2013. *Squeezed Britain*. London: Resolution Foundation.
- Richardson, C., and M. Dolling. 2005. "Imputed Rents in the National Accounts." In *Economic Trends* 617. London: Office of National Statistics.

- Rognlie, M. 2014. "A Note on Piketty and Diminishing Returns to Capital." Massachusetts Institute of Technology. <http://gabriel-zucman.eu/files/teaching/Rognlie14.pdf>
- Rognlie, M. 2015. "Deciphering the Fall and Rise in the Net Capital Share: Accumulation or Scarcity?" *Brookings Papers on Economic Activity* 2015 (1): 1–69. doi:10.1353/eca.2016.0002.
- Rolnik, R. 2013. "Late Neoliberalism: The Financialization of Homeownership and Housing Rights." *International Journal of Urban and Regional Research* 37 (3): 1058–1066.
- Ronald, R. 2007. "Comparing Homeowner Societies: Can We Construct an East-West Model?" *Housing Studies* 22 (4): 473–493.
- Ronald, R. 2008. *The Ideology of Home Ownership*. Basingstoke: Palgrave Macmillan.
- Ronald, R., J. Kadi, and C. Lennartz. 2015. "Homeownership-based Welfare in Transition." *Critical Housing Analysis* 2 (1): 52–64.
- Rowlingson, K., and S. McKay. 2012. *Wealth and the Wealthy: Exploring and Tackling Inequalities between Rich and Poor*. Bristol: Policy Press.
- Saez, E., and G. Zucman 2014. *Wealth Inequality in the United States since 1913: Evidence from Capitalized Income Tax Data (No. W20625)*. National Bureau of Economic Research.
- Saunders, P. 1990. *A Nation of Home Owners*. London: Unwin Hyman.
- Searle, B. A., and S. Köppe. 2014. *Assets, Saving and Wealth, and Poverty: A Review of Evidence. Final Report to the Joseph Rowntree Foundation*. Personal Finance Research Centre.
- Sherraden, M. 2003. "Assets and the Social Investment State." In *Equal Shares: Building a Progressive and Coherent Asset Based Welfare Policy*, edited by W. Paxton, 28–41. London: IPPR.
- Sodha, S. 2005. *Housing-rich, Income-poor: The Potential of Housing Wealth in Old Age*. London: Institute for Public Policy Research.
- Stiglitz, J. 2012. *The Price of Inequality*. London: Penguin.
- Tunstall, R., M. Bevan, J. Bradshaw, K. Croucher, S. Duffy, C. Hunter, and S. Wilcox. 2013. *The Links between Housing and Poverty: An Evidence Review*. York: Joseph Rowntree Foundation.
- Vitali, A., A. Aassve, and F. F. Furstenberg. 2014. *Wealth Inequalities across Generations*. ESRC Centre for Population Change Working Paper Series.
- Whitehead, C., and P. Williams. 2011. "Causes and Consequences? Exploring the Shape and Direction of the Housing System in the UK Post the Financial Crisis." *Housing Studies* 26 (7–8): 1157–1169.
- Williams, P. 2011. "The Credit Crunch in the UK: Understanding the Impact on Housing Markets, Policies and Households." In *Housing Markets and the Global Financial Crisis: The Uneven Impact on Households*, edited by R. Forrest and N. M. Yip, 41–56. Cheltenham: Edward Elgar.