



UvA-DARE (Digital Academic Repository)

A parallel gravitational N-body kernel

Portegies Zwart, S.; McMillan, S.; Groen, D.; Gualandris, A.; Sipior, M.; Vermin, W.

DOI

[10.1016/j.newast.2007.11.002](https://doi.org/10.1016/j.newast.2007.11.002)

Publication date

2008

Published in

New Astronomy

[Link to publication](#)

Citation for published version (APA):

Portegies Zwart, S., McMillan, S., Groen, D., Gualandris, A., Sipior, M., & Vermin, W. (2008). A parallel gravitational N-body kernel. *New Astronomy*, 13(5), 285-295. <https://doi.org/10.1016/j.newast.2007.11.002>

General rights

It is not permitted to download or to forward/distribute the text or part of it without the consent of the author(s) and/or copyright holder(s), other than for strictly personal, individual use, unless the work is under an open content license (like Creative Commons).

Disclaimer/Complaints regulations

If you believe that digital publication of certain material infringes any of your rights or (privacy) interests, please let the Library know, stating your reasons. In case of a legitimate complaint, the Library will make the material inaccessible and/or remove it from the website. Please Ask the Library: <https://uba.uva.nl/en/contact>, or a letter to: Library of the University of Amsterdam, Secretariat, Singel 425, 1012 WP Amsterdam, The Netherlands. You will be contacted as soon as possible.

A parallel gravitational N -body kernel

Simon Portegies Zwart^{a,b} Stephen McMillan^c Derek Groen^{a,b}
Alessia Gualandris^e Michael Sipior^d Willem Vermin^f

^a*Section Computational Science, University of Amsterdam, Amsterdam, The Netherlands*

^b*Astronomical Institute "Anton Pannekoek", University of Amsterdam, Amsterdam, The Netherlands*

^c*Department of Physics, Drexel University, Philadelphia, PA 19104, USA*

^d*ASTRON, Oude Hoogeveensedijk 4, 7991 PD Dwingeloo*

^e*Rochester Institute of Technology, 85 Lomb Memorial Drive, Rochester, NY 14623, USA*

^f*SARA Computing and Networking Services, Kruislaan 415, 1098 SJ, Amsterdam, the Netherlands*

Abstract

We describe source code level parallelization for the `kira` direct gravitational N -body integrator, the workhorse of the `starlab` production environment for simulating dense stellar systems. The parallelization strategy, called “j-parallelization”, involves the partition of the computational domain by distributing all particles in the system among the available processors. Partial forces on the particles to be advanced are calculated in parallel by their parent processors, and are then summed in a final global operation. Once total forces are obtained, the computing elements proceed to the computation of their particle trajectories. We report the results of timing measurements on four different parallel computers, and compare them with theoretical predictions. The computers employ either a high-speed interconnect, a NUMA architecture to minimize the communication overhead or are distributed in a grid. The code scales well in the domain tested, which ranges from 1024 - 65536 stars on 1 - 128 processors, providing satisfactory speedup. Running the production environment on a grid becomes inefficient for more than 60 processors distributed across three sites.

Key words: gravitation – stellar dynamics – methods: N-body simulation – methods: numerical –

1 Introduction

Numerical studies of gravitational N -body problem have made enormous advances during the last few decades due to algorithmic design (von Hoerner, 1963; Aarseth & Hoyle, 1964; van Albada, 1968; Aarseth & Lecar, 1975; Aarseth, 1999), developments in hardware (Applegate et al., 1986; Taiji et al., 1996; Makino & Taiji, 1998; Makino, 2001; Makino et al., 2003), and refinements to approximate methods (Hénon, 1971; Cohn, 1979; McMillan & Lightman, 1984; Bouchet & Kandrup, 1985; Barnes & Hut, 1986). A number of interesting books have been written on the subject (Newton, 1687; Binney & Tremaine, 1987; Spitzer, 1987; Hockney & Eastwood, 1988; Heggie & Hut, 2003; Aarseth, 2003).

The main reasons for the popularity of the direct evaluation techniques are its very high accuracy and lack of prior assumptions. Approximate methods, by contrast, often deal with idealized circumstances, which, regardless of their advances in performance, may be hard to justify. Regardless of all the advances over the last 40 years the evaluation of the mutual forces between all stars remains the bottleneck in the calculation. Without the use of hybrid force evaluation techniques, as pioneered by McMillan & Aarseth (1993); Hemsendorf et al. (1997), the $\mathcal{O}(N^2)$ performance complexity will remain a problem for the foreseeable future. Nevertheless, it is to be expected that the direct integration method for gravitational N -body simulations will remain popular for the next decade.

The main technique adopted to increase the performance (and accuracy) of direct N -body methods in stellar dynamics applications is individual time stepping, providing orders of magnitude increase in computational speed. In the early 1990s this technique enabled astronomers to study star clusters with up to ~ 1000 stars McMillan et al. (1990, 1991); McMillan & Hut (1994). The main development in the 1990s was the development of special-purpose hardware to provide the required teraflop/s raw performance. In particular GRAPE-4 (Taiji et al., 1996), which enables simulation of several tens of thousands of stars, and GRAPE-6 which raised the bar above 10^5 stars for the first time (Makino et al., 2003). For the foreseeable future, special purpose hardware may still take the lead in advancing the study of self gravitating systems, particularly if that hardware is multi-purpose (Hamada et al., 2005) and therefore able to serve a larger group of users and investors. The use of graphical processor units (GPU), is an interesting parallel development with a promising performance/price ratio (Portegies Zwart et al., 2007; Belleman et al., 2007; Hamada et al., 2007). Another likely developmental pathway is the more general use of large parallel computers. The latter, however, requires efficient parallel kernels for force evaluation.

In the last decade the number of processors per computer has increased dramatically. Even today’s personal computers are equipped with multiple cores, and large supercomputers often carry many thousands of processors, for example the IBM BlueGene/L which has 131072 processors. Efficient interprocess communication for such large clusters is far from trivial, and requires significant development efforts. The communication overhead and development challenges increase even more once large calculations are performed on the grid, as shown in the pioneering study of Gualandris et al. (2007); Groen et al. (2007).

The parallelization of direct N -body kernels, however, has not kept pace with the increased speed of multiprocessor computers. Whereas the long-range of the gravitational interaction introduces the need to perform full N^2 force evaluations, it also requires all-to-all memory access between processors in the computer, giving a large communication overhead. This overhead increases linearly with the number of processors Harfst et al. (2007), although algorithms with reduced communication characteristics have been proposed Makino (2002). In fact, many algorithmic advances, such as individual time steps (Makino, 1991; McMillan & Aarseth, 1993) and neighbor schemes Ahmad & Cohen (1973), appear to hamper the parallelization of direct N -body codes. The first efficiently parallelized production N -body code was NBODY6++ (Khalisi et al., 2007), for which the systolic-ring algorithm was adopted (Dorband et al., 2003; Gualandris et al., 2007; Harfst et al., 2007).

In this research note we report on our endeavour to parallelize the `kira` direct gravitational N -body integrator, the workhorse of the `starlab` environment. The source code of the package, including the parallelized version, here reported, is available online at <http://www.manybody.org/>. We now briefly report on the implementation of the gravitational N -body methodology (§2) and the adopted parallelization topology (§3). In §4 we report the performance of the package when ported to several parallel systems.

2 The gravitational N -body simulations

2.1 Calculating the force and integrating the particles

The gravitational evolution of a system consisting of N stars with masses m_j and positions \mathbf{r}_j is computed by the direct summation of the Newtonian force between all pairs of stars. The force \mathbf{F}_i on particle i is obtained by summation over the other $N - 1$ particles:

$$\mathbf{F}_i \equiv m_i \mathbf{a}_i = m_i \mathcal{G} \sum_{j=1, j \neq i}^N m_j \frac{\mathbf{r}_i - \mathbf{r}_j}{|\mathbf{r}_i - \mathbf{r}_j|^3}, \quad (1)$$

where \mathcal{G} is the gravitational constant.

A cluster consisting of N stars evolves dynamically due to the mutual gravity of the individual stars. For the force calculation on each star, a total of $\frac{1}{2}N(N-1)$ partial forces have to be computed. The resultant $\mathcal{O}(N^2)$ operation is the bottleneck for the gravitational N -body problem. Several approximate techniques have been designed to speedup the force evaluation, but these cannot compete with brute force in terms of precision.

An alternative to improve the performance is by parallelizing the force evaluation for use on a Beowulf or linux cluster (with or without dedicated hardware)(Harfst et al., 2007); the use of graphical processing units (Portegies Zwart et al., 2007); a large parallel supercomputer (Dorband et al., 2003; Harfst et al., 2007); or for grid operations (Gualandris et al., 2007; Groen et al., 2007). For distributed hardware it is crucial to implement an algorithm that limits communication as much as possible, otherwise the bottleneck shifts from the force evaluation to interprocessor communication.

The parallelization scheme described in this paper is implemented in the `kira` N -body integrator, which is a part of the `starlab` package (Portegies Zwart et al., 2001). In `kira` the particle motion is calculated using a fourth-order, individual time step Hermite predictor-corrector scheme (Makino and Aarseth 1992). This scheme works as follows: During a time step the positions (\mathbf{x}) and velocities ($\mathbf{v} \equiv \dot{\mathbf{x}}$) are first predicted to fourth order using the acceleration ($\mathbf{a} \equiv \ddot{\mathbf{x}}$) and the “jerk” ($\mathbf{k} \equiv \dot{\mathbf{a}}$) which are known from the end of the previous step.

The predicted position (\mathbf{x}_p) and velocity (\mathbf{v}_p) are calculated for all particles

$$\mathbf{x}_p = \mathbf{x} + \mathbf{v}dt + \frac{1}{2}\mathbf{a}dt^2 + \frac{1}{6}\mathbf{k}dt^3, \quad (2)$$

$$\mathbf{v}_p = \mathbf{v} + \mathbf{a}dt + \frac{1}{2}\mathbf{k}dt^2. \quad (3)$$

The acceleration (\mathbf{a}_p) and jerk (\mathbf{k}_p) are then recalculated at the predicted time from x_p and v_p using direct summation. Finally, a correction is based on the estimated higher-order derivatives:

$$\ddot{\mathbf{a}} = -6\Delta\mathbf{a}/dt^2 - (4\mathbf{k} + 2\mathbf{k}_p)/dt, \quad (4)$$

$$\ddot{\mathbf{k}} = 12\Delta\mathbf{a}/dt^3 + 6(\mathbf{k} + \mathbf{k}_p)/dt^2. \quad (5)$$

Here $\Delta\mathbf{a} = \mathbf{a} - \mathbf{a}_p$. Which then leads to the new position and velocity at time $t + dt$.

$$\mathbf{x} = \mathbf{x}_p + \frac{\ddot{\mathbf{a}}}{24} dt^4 + \frac{\ddot{\mathbf{k}}}{120} dt^5, \quad (6)$$

$$\mathbf{v} = \mathbf{v}_p + \frac{\ddot{\mathbf{a}}}{6} dt^3 + \frac{\ddot{\mathbf{k}}}{24} dt^4. \quad (7)$$

The value of \mathbf{a} and \mathbf{k} are computed by direct summation.

The new timestep is calculated using a new predicted second derivative of the acceleration $\ddot{\mathbf{a}}_p = \ddot{\mathbf{a}} + \ddot{\mathbf{k}} dt$ for each particle i individually with (Aarseth, 1985)

$$dt = \left(\nu \frac{|\mathbf{a}_p| |\ddot{\mathbf{a}}_p| + \mathbf{k}^2}{|\mathbf{k}| |\ddot{\mathbf{k}}| + \ddot{\mathbf{a}}_p^2} \right)^{1/2}. \quad (8)$$

Here we use for accuracy parameter $\nu = 0.01$.

A single integration step in the integrator thus proceeds as follows:

- Determine which stars are to be updated. Each star has associated with it an individual time (t_i) at which it was last advanced, and an individual time step (dt_i). The list of stars to be integrated consists of those with the smallest $t_i + dt_i$. Time steps are constrained to be powers of 2, allowing “blocks” of many stars to be advanced (Makino, 1991; McMillan & Aarseth, 1993).
- Before the step is taken, check for system reinitialization, diagnostic output, escape removal, termination of the run, storing data, etc.
- Perform low-order prediction of all particles to the new time $t_i + dt_i$. This operation may be performed on the GRAPE, if present.
- Recompute the acceleration and jerk on all stars in the current block (using the GRAPE or GPU, if available), and correct their positions and velocities.
- Check for and initiate unperturbed motion.
- Check for close encounters and stellar collisions.
- Check for reorganisations in the data structure.
- Apply stellar and/or binary evolution, and correct the dynamics as necessary. A more detailed discussion of Starlab’s stellar and binary evolution packages may be found in Portegies Zwart & Verbunt (1996).

2.2 The data structure

An N-body system in Starlab is represented as a linked-list structure, in the form of a mainly “flat” tree, individual stars being the “leaves.” The tree is flat in the sense that single stars (i.e. stars that are not members of any multiple system) are represented by top-level nodes, having the root node as parent. Binary, triple, and more complex multiple systems are represented as

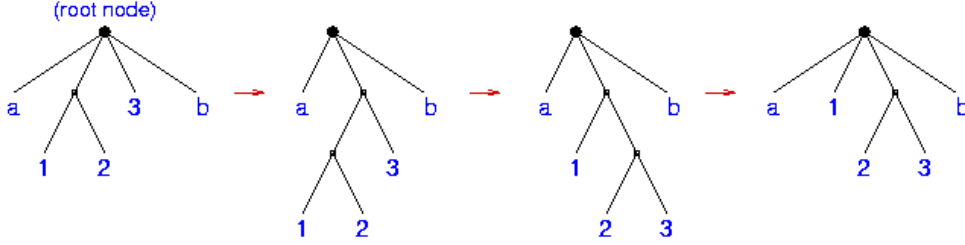


Fig. 1. The tree evolves dynamically according to simple heuristic rules: particles that approach “too close” to one another are combined into a center of mass and binary node; and when a node becomes “too large” it is split into its binary components. These rules apply at all levels of the tree structure, allowing arbitrarily complex systems to be followed. The terms “too close” and “too large” are defined by command-line variables, as described below. The tree rearrangement corresponding to a simple three-body “exchange” encounter.

binary trees below their top-level center of mass nodes. The tree structure determines both how node dynamics is implemented and how the long-range gravitational force is computed. The motion of every node relative to its parent is followed using the Hermite predictor-corrector scheme described above. The use of relative coordinates at every level ensures that high numerical precision is maintained at all times, even during very close encounters without the need for KS-regularization (Kustaanheimo & Stiefel, 1965).

How the acceleration (and jerk) on a particle or node is computed depends on its location in the tree. Top-level nodes feel the force due to all other top-level nodes in the system. Forces are computed using direct summation over all other particles in the system; no tree or neighbor-list constructs are used. (The integrator is designed specifically to allow efficient computation of these forces using GRAPE or GPU hardware, if available.) Nearby binary and multiple systems are resolved into their components, as necessary.

The internal motion of a binary component is naturally decomposed into two parts: (1) the dominant contribution due to its companion, and (2) the perturbative influence of the rest of the system. (Again, this decomposition is applied recursively, at all levels in a multiple system.) Since the perturbation drops off rapidly with distance from the binary center of mass, in typical cases only a few near neighbors are significant perturbers of even a moderately hard binary. These neighbors are most efficiently handled by maintaining lists of perturbers for each binary, recomputed at each center of mass step, thereby greatly reducing the computational cost of the perturbation calculation.

A further efficiency measure is the imposition of unperturbed motion for binaries whose perturbation falls below some specified value. Unperturbed binaries are followed analytically for many orbits as strictly two-body motion; they are also treated as point masses, from the point of view of their influence on other

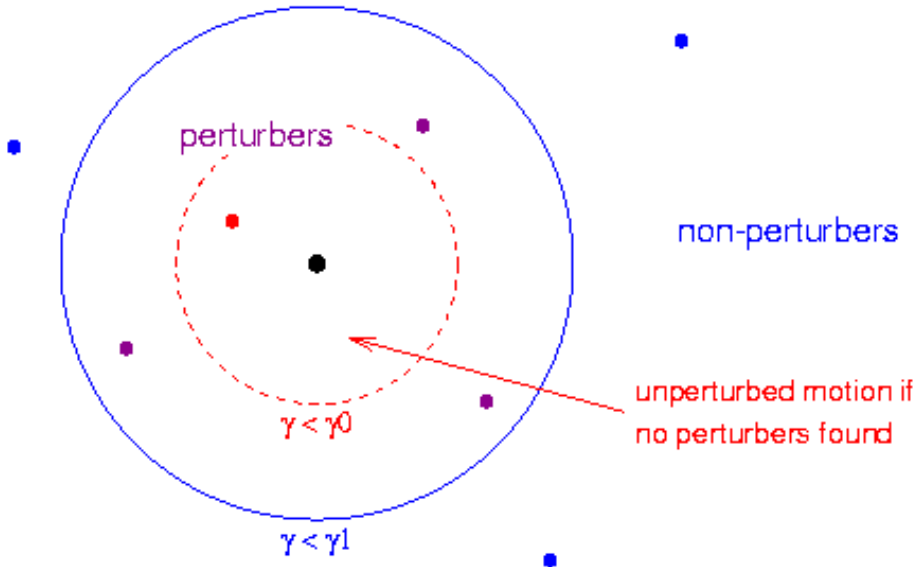


Fig. 2. Illustration of the perturber treatment.

stars. Because unperturbed binaries are followed in time steps that are integer multiples of the orbit period, we relax the perturbation threshold for unperturbed motion, relative to that for a perturbed step, as illustrated in fig. 2. Perturbed binaries are resolved into their components, both for purposes of determining their center of mass motion and for determining their effect on other stars. Unperturbed treatments of multiple systems also are used, based on empirical studies of the stability of their internal motion.

3 Parallelization strategy

We have parallelized the above scheme (see §2) by allowing each processor to compute the force between a subset of the top-level node particles (so called j -parallelization). In order to guarantee the integrity of the data across processors and to be able to deal efficiently with neighbor lists we maintain a copy of the entire system on each processor.

In fig. 3 we illustrate the parallelization strategy in the case of a distributed memory computer with 4 processors, named P00, P01, P10 and P11. Each processor holds a complete copy of the system in memory, but only a subset (typically N/p) is used by the local processor for force calculations. The subsets of particles are indicated in fig. 3 as the grey area for each processor. In order to integrate the equations of motion for a particular particle, its total force with all other particles needs to be computed first. Each processor then performs the force calculation between the particle in need for an update and the set of

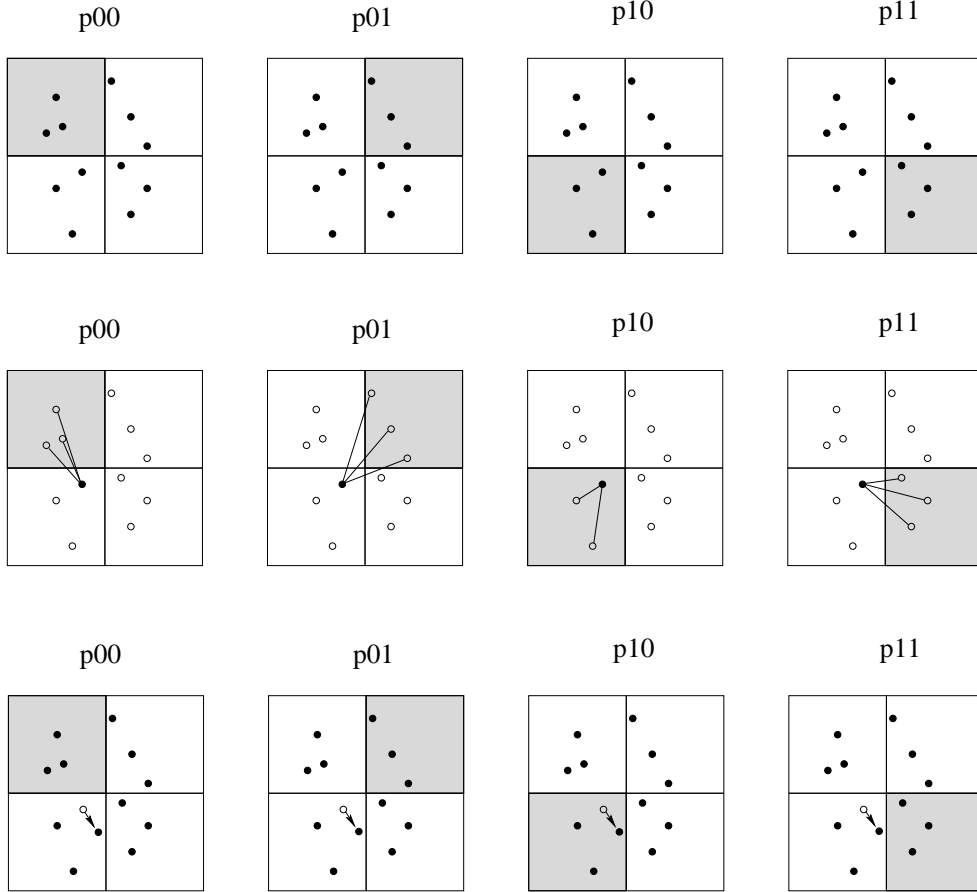


Fig. 3. Strategy for the parallelization. The top row shows the memory management of four processors, named P00, P01, P10 and P11. The dots indicate the stellar system with 12 particles. Each processor has an entire copy of the system, but a subset N/p is local (indicated with the gray shaded area). The top row shows the memory before a step. In the second row one particle requires a force in order to integrate its equations of motion. Each processor now computes the force between this particle and its own subset. After this step the forces are added across the network, and each processor computes the new position and velocity of the particle (shown in the third row).

locally owned N/p particles. Rather than the usual $N - 1$ force evaluations, each processor then performs $(N - 1)/p$ force evaluations if the updated particle is part of its local subset of particles, and N/p force evaluations if it is not local. The partial forces are subsequently added across the network; all processes keep thus the same view of the system and as a consequence load balance is guaranteed. After the total force on a particle is calculated, each processor calculates its new position and velocity. The pseudo-code for this operation is shown in the Flowchart.

Flowchart

```

Read system
Copy system to all processors
Identify locally owned subset of particles for each processor
do
  Identify particle(s) needing a force evaluation
  for all processors:
    calculate force between each particle and local particles
  across network:
    sum all partial forces.
  calculate new position and velocity
until the end of the simulation

```

3.1 *Parallelizing the perturber list*

For the efficient integration of strongly perturbed single stars, binaries and higher-order multiples, for each star the N -body integrator maintains a list of stars that have the strongest effect on its motion. Each particle, therefore, has a linked list of perturbers, consisting of stars which exert a force of $\gtrsim 10^{-7}/\langle|\mathbf{F}|\rangle$ (see §2). Generally, perturbers are geometrically close to the perturbed star, but this is not necessarily the case. Given that the force is proportional to mass, a very massive object can still exert a considerable perturbation even if it is far away. We could have decided to carefully select which stars should be local to a processor making the following special treatment for perturbers unnecessary, but the heuristics would be non-trivial and may depend quite sensitively on the problem studied.

In principle it is not necessary to parallelize the perturber treatment, but parallelizing the perturber list warrants consistency between the parallel and the sequential implementation of the code. Parallelization of the perturber list is hard because the order in which the perturbers are identified must be the same in the serial version of the code as in the parallel version, to guarantee identical results when compared to the sequential code. It will turn out that the parallelization of the perturber treatment gives rise to a performance hit for simulations with many binaries on large parallel clusters. In the serial version the perturber list is filled in the order by which perturbers are identified, until a maximum N_{pert} is reached (in practice $N_{\text{pert}} = 256$). We prevent round-off for propagating through the integrator by maintaining the same order in the perturber list on the parallel version of the code. This is achieved by broadcasting the entire perturber list for each particle, and then sorting them to the same order as the serial code would have identified them.

Table 1

Hardware specifications for the computers used for the performance tests.

	Aster	LISA	DAS-3
OS	Linux64	Linux	Linux
CPU	Intel Itanium 2	Intel Xeon	Dual Opteron DP 275
CPU speed	1.3 GHz	3.4 GHz	2.2 GHz
Memory/node [Gbyte]	2	4	4
Peak performance	5.2 Gflop/s	8.5 Tflop/s	300 Glop/s
N_{node}	416	630	41

4 Performance analysis

We have tested `pkira` on four quite distinct parallel computers. For initial conditions we selected a Plummer (1911) density profile with from 1024 to 65536 equal-mass particles. We integrate this system for one eighth of an N -body time unit (Heggie & Mathieu, 1986)¹.

For our performance measurements, we chose ASTER (fig. 4), LISA (figs. 5 and 6) and DAS-3 UvA (figs. 8 and 9). In table 2 we present an overview of the computers used for the performance measurements. The LISA supercomputer was used in two different configurations, single CPU and dual CPU.

The resulting speedup on the ASTER NUMA simulated shared memory machine is presented in Fig. 4. The results with the new national supercomputer Huygens at SARA are presented in Fig. 7. The results for the LISA cluster with one processor per node, and for the LISA with two processors per node are presented in Fig. 5 and 6, respectively. In Fig. 8 we present the speed-up achieved on the DAS-3 wide area computer.

We find a super-linear speedup on the LISA cluster using one Xeon processor per node, but as expected the communications bottleneck becomes quite noticeable for a larger number of processors. In particular for simulations with relatively small N . This behavior is due to a smaller memory footprint in individual processes, allowing the nodes to benefit more from caching.

In Fig. 7 we present the speedup for `pkira` using the new national supercomputer Huygens. As with the other architectures, the speedup is satisfactory up to about 100 processors for $N \sim 64\text{k}$ particles.

Since `pkira` is a production quality N -body code, we are able to run simulations with a large fraction of primordial binaries and with a large density

¹ see also http://en.wikipedia.org/wiki/Natural_units#N-body_units.

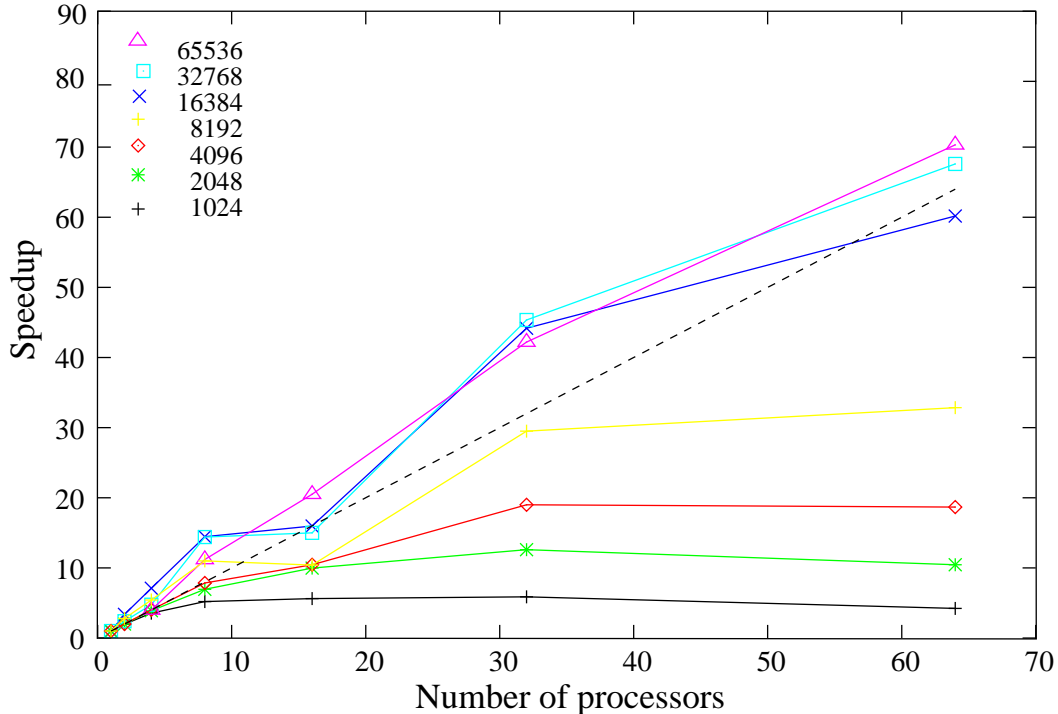


Fig. 4. Speedup for the ASTER simulated shared memory supercomputer as a function of the number of processors. The various lines represent different particle numbers (see the legend in the top left corner). The diagonal dashed line give the ideal speedup. For $p \lesssim 16$ the speedup of the code is super-ideal for $N \gtrsim 16384$.

contrast between the core and outskirts of the cluster. The speedup of some test simulations with rather extreme initial conditions are presented in fig. 9. For these tests we adopted $N = 16384$ in a Plummer sphere, as in Fig. 8.

The simulations with a King model with $W_0 = 9$ density profile (see Fig. 9) show similar trends as the simulations with a Plummer sphere, though with a slightly higher speedup for 16–128 processors. We conclude, based on these results that the central concentration of the initial model has a slight ($\lesssim 20\%$) positive effect on the speedup. This is mainly caused by the slightly larger number of particles in each block time step.

Incorporating primordial binaries, however, has a dramatic effect on the performance of the code. In Fig. 9 we present the results of simulations using a Plummer sphere but now with 10%, 50% and 100% primordial binaries of 10^4 kT. Note that these simulations have a proportionately larger number of stars than the models with single stars. For $\lesssim 16$ processors we achieve a good speedup, but for a larger number of processors the speeds up becomes a flat function of the number of processors. The main bottlenecks for large binary fraction runs on $p > 16$ processors are the increased communication of the perturber lists (see §3.1) and the fact that part of the perturber treatment is done sequentially.

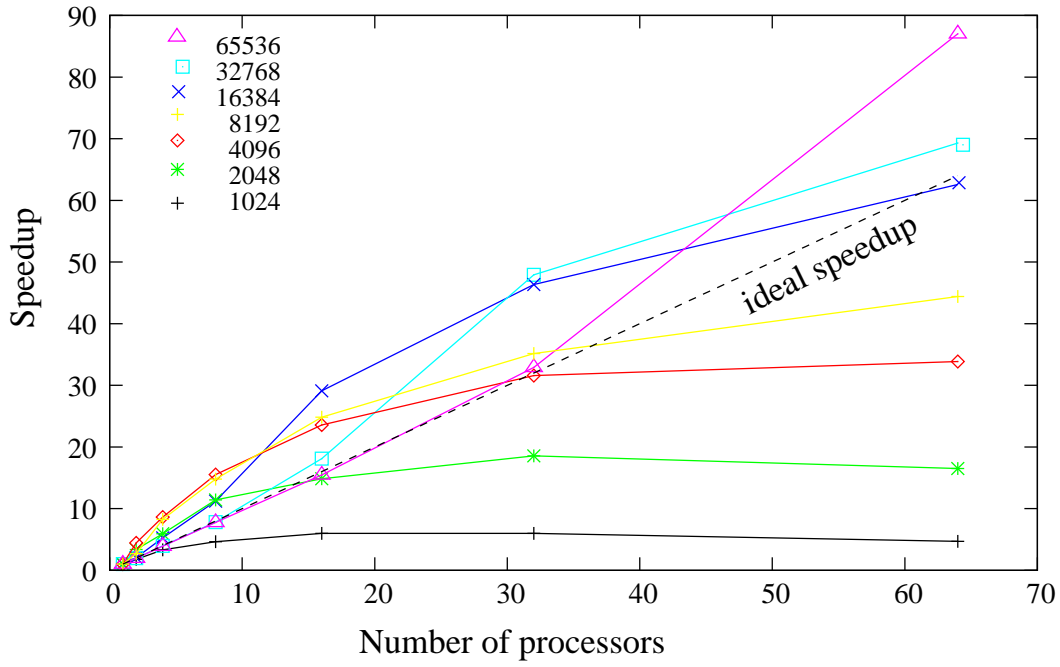


Fig. 5. Speedup for the LISA cluster as a function of the number of processors p using 1 processor per node. The various lines represent different particle numbers (see the legend in the top left corner). The diagonal dashed line give the ideal speedup. For $p \lesssim 32$ the speedup of the code is super-ideal for $N \gtrsim 4096$.

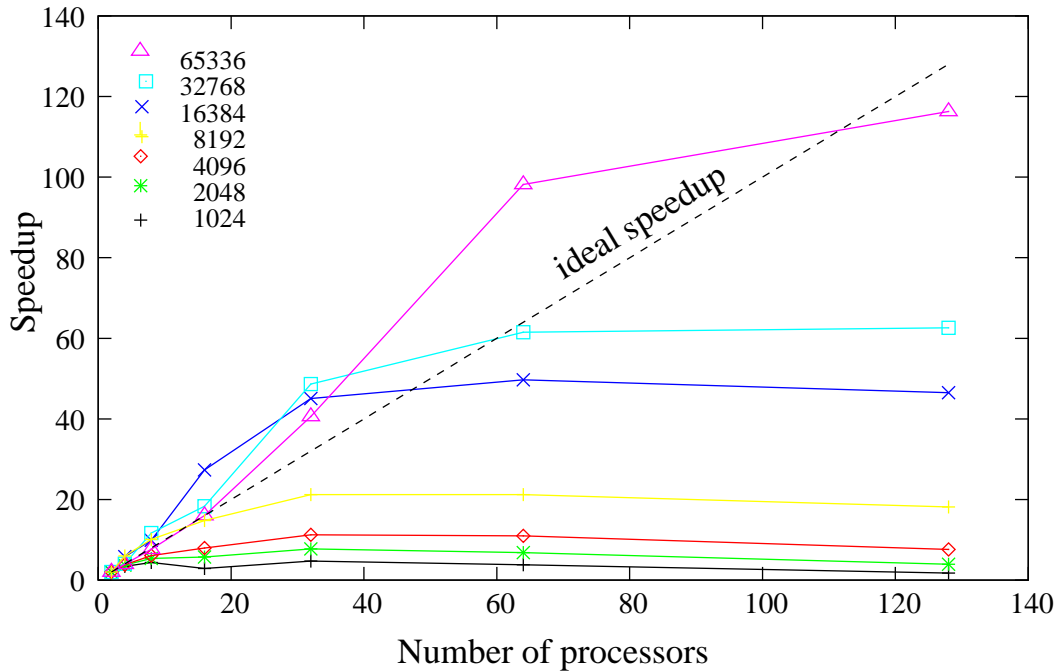


Fig. 6. Speedup for LISA using 2 processors per node.

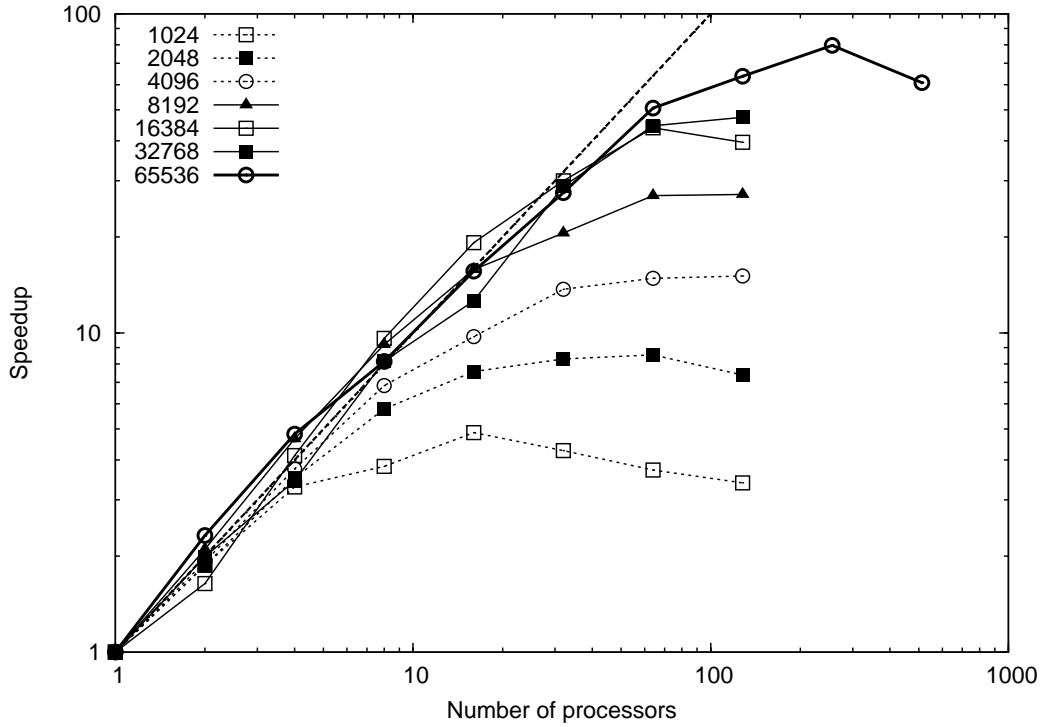


Fig. 7. Speedup for the Huygens supercomputer.

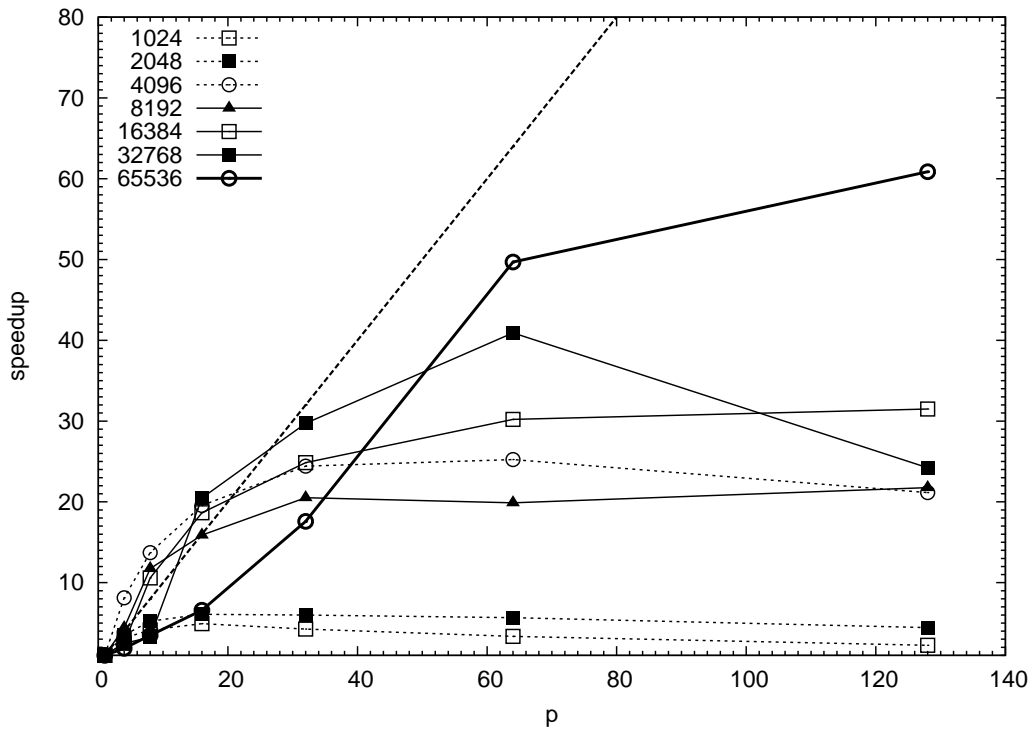


Fig. 8. Speedup for the DAS-3 UvA cluster as a function of the number of processors p using 4 processors per node (one process per core). The various lines represent different particle numbers (see the legend in the top left corner). The diagonal dashed line gives the ideal speedup.

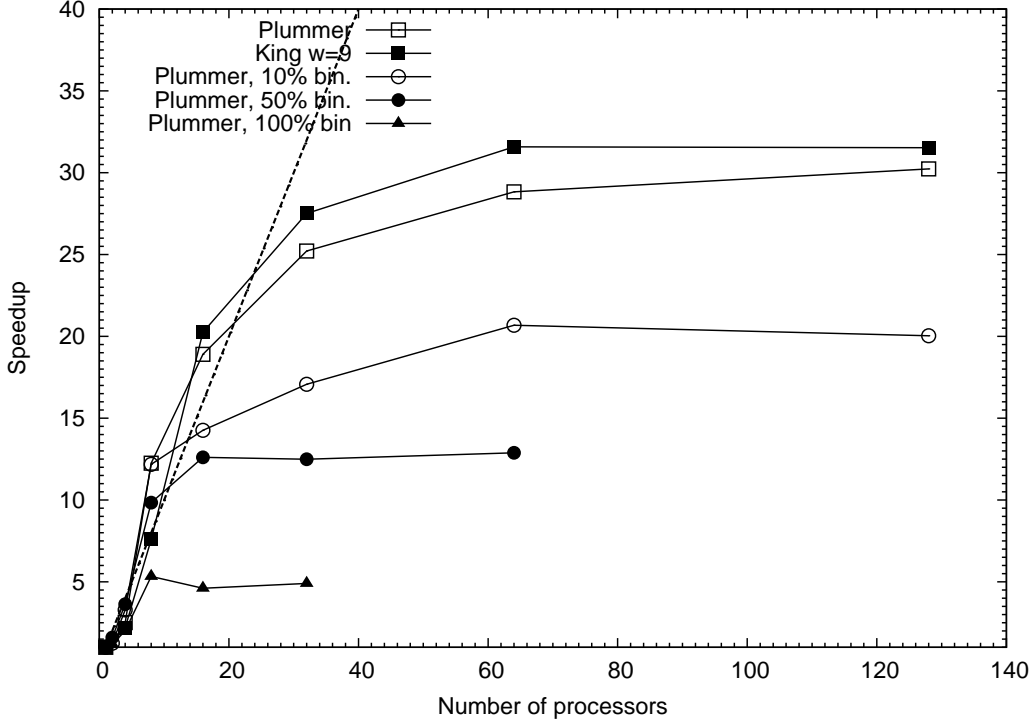


Fig. 9. Speedup for $N = 16384$ on the DAS-3 UvA cluster as a function of the number of processors p using 4 processes per node (one process per core). The open squares indicate the Plummer distribution with single stars only (see also fig. 8). The filled squares are simulated using a King (1966) model with a dimension less depth of the central potential $W_0 = 9$, and with single stars only. The other curves represent simulations with a Plummer sphere as initial conditions but with 10% (circles), 50% (bullets) and 100% (triangles) primordial binaries of $10^4 kT$.

4.1 Comparison with a theoretical performance model

To evaluate the performance of the parallel code for different system sizes and processor numbers, we have implemented a simple theoretical model and compared its predictions with the timing data presented in Sec. 4.

The total time needed to advance a block of particles of size s can be written as Harfst et al. (2007)

$$T_{\text{adv}}(s) = T_{\text{host}} + T_{\text{force}} + T_{\text{comm}}, \quad (9)$$

where T_{host} is the time spent on the host computer for the predictor and corrector operations, T_{force} is the time spent for the force computation, and T_{comm} is the time spent in communication between processors.

The time spent on the host for particle predictions and corrections can be expressed as $T_{\text{host}} = T_{\text{pred}} + T_{\text{corr}} = \tau_{\text{pr}} N + \tau_{\text{cr}} s$, where τ_{pr} and τ_{cr} represent

the time required to perform, respectively, the prediction and the correction operation on one particle. We note that the predictor is performed for all particles while the corrector is performed for the particles in the block being advanced.

The time needed for one computation of the force between two particles is indicated by τ_f and consequently, the time to compute the force on a block of particles is given by $T_{\text{force}} = \tau_f N s/p$; each processor contributes to the computation of the force exerted on the particles in the block by the its local N/p particles.

The time for communication T_{comm} is given by the sum of times spent in each MPI call, and is dominated by two calls to the function `MPI_Allreduce` and three calls to the function `MPI_Allgatherv`. We adopt the following models for the MPI functions:

$$\begin{aligned} T_{\text{MPI_Allgatherv}} &= (\alpha + \beta x) \log_2 p, \\ T_{\text{MPI_Allreduce}} &= (\delta + \gamma x) \log_2 p \end{aligned} \quad (10)$$

where x represents the size of transferred data measured in bytes and $\alpha = 1.2 \times 10^{-5}$ s, $\beta = 1.3 \times 10^{-9}$ s/byte, $\delta = 1.0 \times 10^{-5}$ s, $\gamma = 5.0 \times 10^{-9}$ s are the parameters obtained by fitting timing measurements on the LISA cluster.

This analysis shows how the time for advancing a block of particles depends on the speed of calculation of each processor, on the latency, and on the bandwidth of communication among the processors. The parameters that appear in the performance model were measured on the LISA cluster and resulted in: $\tau_{\text{pr}} = 5.6 \times 10^{-8}$ s, $\tau_{\text{cr}} = 1.0 \times 10^{-6}$ s, $\tau_f = 1.2 \times 10^{-7}$ s. The overall performance of our implementation is not optimal, and in the absence of special hardware much better performance could be obtained by adopting the low-level implementation of the force operation as was presented recently by Nitadori et al. (2006).

To predict the total time for the integration of a system over one N -body unit (or any other physical time), it is necessary to know the block size distribution for the model under consideration. In the case of the Plummer model, the total execution time over one N -body time unit can be estimated by considering the average value of the block size \bar{s} and the total number of integration steps n_{steps} in one N -body unit,

$$T_N = T_{\text{adv}}(\bar{s}) n_{\text{steps}}. \quad (11)$$

We have measured the average block size and the number of block time steps in one N -body unit for Plummer models of different N and applied the theoretical model to the prediction of the total execution times for the same

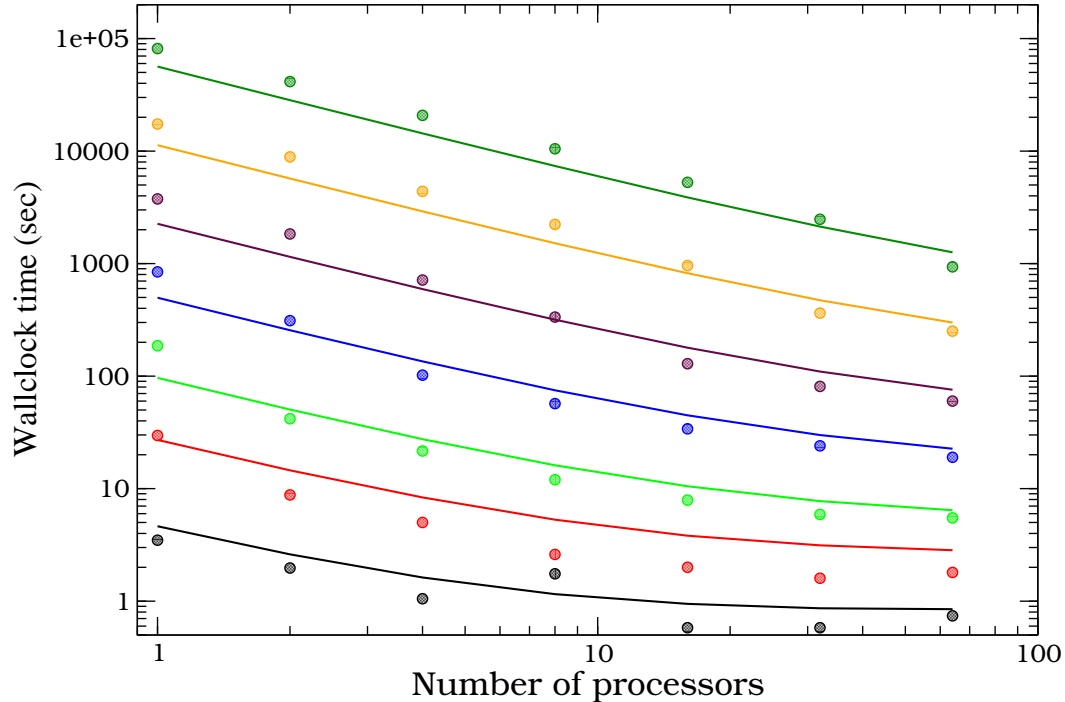


Fig. 10. Comparison between the predictions by the theoretical model and the timing measurements on the LISA cluster for the integration of Plummer models over a fraction of one eighth of an N -body unit. The solid lines represent the predictions by the model while the data points indicate the timing measurements. Different lines refer to Plummer models with different numbers of particles, increasing from bottom ($N = 1024$) to top ($N = 65536$).

models. Fig. 10 shows a comparison between the predicted times (solid lines) and timing measurements (data points) conducted on the LISA cluster for Plummer models of different numbers of particles.

The model and simulation agree best for 4096 - 16384 particles. It tends to overestimate the wallclock time for small, and underestimates for larger numbers of particles. The deviations of the predicted times for $N \lesssim 4096$ are mainly caused by the small block sizes, which renders the average \bar{s} a poor indicator of the global behavior of the system. For large N , the model tends to underestimate the total time, because the model only takes the times required by the predictor, corrector, force calculation and MPI communication into account, ignoring the other operations, like sorting and broadcasting the neighbor list, and treatment of binaries. Overall, we consider the comparison over the entire range of N reasonable, given the relative simplicity of the performance model.

Table 2

Hardware specifications for the DAS-3 computing sites used for the grid performance tests. All nodes have 4 GB of memory and the latency between the sites is up to 2.2 ms.

	UvA	VU	Leiden U.	MultimediaN
OS	Linux	Linux	Linux	Linux
CPU	Dual Opt. DP 275	Dual Opt. DP 280	Opt. DP 252	Opt. DP 250
CPU speed	2.2 GHz	2.4 GHz	2.6 GHz	2.4 GHz
N_{node}	41	85	32	46

4.2 *Pkira* performance on the grid

We tested `pkira` in parallel across clusters, using the same initial conditions as for the local performance test with 65536 particles. We have executed the simulation, using up to 128 processes, in parallel across 1,2 and 4 clusters respectively. Across clusters, we made use of regular networking.

We find that the runs across clusters are slower than single-cluster runs with the same number of processors, due to the long network latency (of up to 2ms) and relatively low bandwidth. The efficiency, however, is above 0.9 when we compare a run with 32 processes on one cluster, or over two clusters with 16 processes each. Running `pkira` over two clusters with 32 processes each, rather than 32 processes on a single cluster, provides a speedup of ~ 1.9 .

The results of our simulations on the Grid are summarized in Fig. 11, where we show the execution time for a Plummer sphere with $N = 16384$ as a function of the number of processors in the testbed. The same number of processors are divided across a single cluster (open squares), two clusters (filled squares) and 4 clusters (circles). These simulations were performed on the DAS-3. For $\lesssim 60$ processors the performance across two sites is not much affected by the long baseline between the two clusters. For 4 clusters the execution time is dominated by the farthest site, which has the longest latency and somewhat lower bandwidth. For grid-based simulations it appears useless to go beyond 60 processors for $N \leq 16384$, since the total performance drops, resulting in a lower total execution time. Note that for $N = 16384$ on 128 processors at a single site do not result in a speedup either. If relatively few processors are available on a single site, it may be worth considering using a grid, if that allows the user to utilize a larger number of processors, as long as the number of processors $\lesssim 60$.

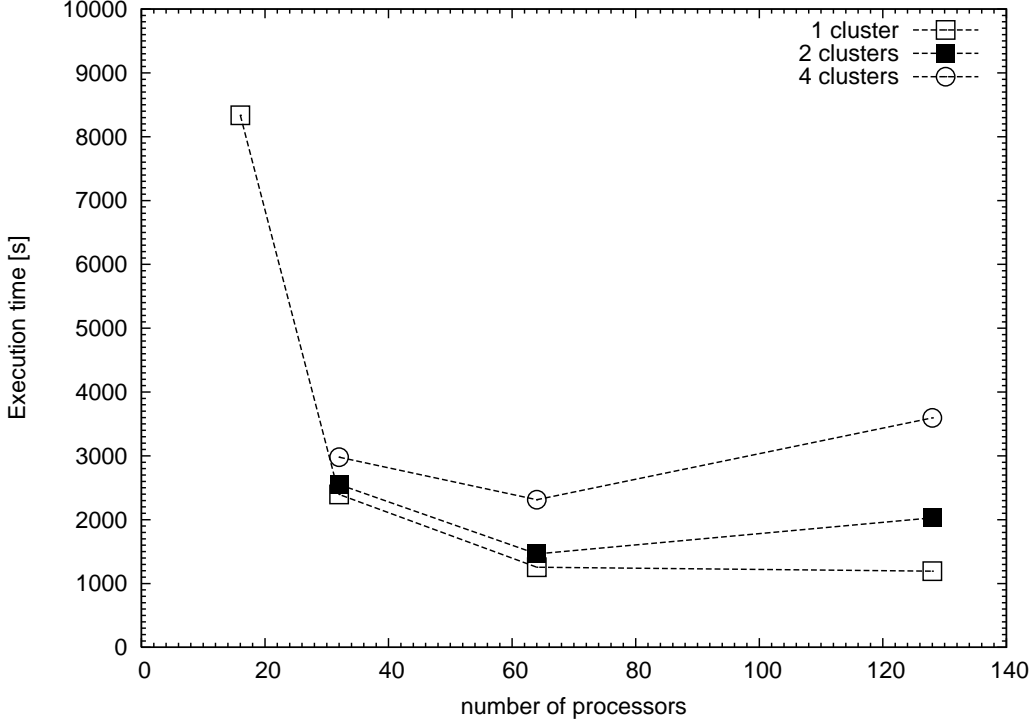


Fig. 11. Performance for the DAS-3 wide area computer using 1 to 4 sites (clusters) as a function of the total number of processes p using one process per CPU core. The various lines represent the number of clusters used (see the legend in the top right corner).

5 Discussion and conclusions

We report the results of our parallelization on the `kira` N -body integrator in the `starlab` package. In order to maintain a platform independent source code we opted for the Message Passing Interface standard. The parallelization scheme is standard j -parallelization with a copy of the entire system on each node to guarantee that the perturber lists are consistent with the serial version of the code. In this way we achieve that the numerical results are independent of the number of processor units. We had to include an additional broadcast step to guarantee that the neighbour list is consistent between the sequential and the parallel code. This extra overhead, is particularly noticeable for small numbers of particles, and does not seriously hamper the scaling of the code with the number of processors. For simulations with a large number of binaries or when running on clusters with more than 128 processors we also found a drop in performance.

The code scales well in the domain tested, which ranges from 1024 to 65536 stars on 1 to 128 processors. A super linear speed-up was achieved in several cases for 4096–32768 stars on 16–64 processors.

The overall performance for clusters with single stars is rather satisfactory, irrespective of the density profile of the star cluster. But for primordial binaries the performance drops considerably. With 100% binaries the performance of a large simulation on many processors hardly results in a reduction of the wall-clock time compared to a few processors. Runs with a large number of primordial binaries still benefit from parallelization for $\lesssim 16$ processors. This performance hit in the presence of binaries is mainly the results of the additional communication required to synchronize the perturber list and of the sequential part in the binary treatment.

Acknowledgments

We are grateful to Douglas Heggie, Piet Hut and Jun Makino for discussions. This research was supported in part by the Netherlands Supercomputer Facilities (NCF), the Netherlands Organization for Scientific Research (NWO grant No. 635.000.001 and 643.200.503), the Netherlands Advanced School for Astronomy (NOVA), the Royal Netherlands for Arts and Sciences (KNAW), the Leids Kerkhoven-Bosscha fonds (LKBF) by NASA ATP grant NNG04GL50G and by the National Science foundation under Grant No. PHY99-07949 and DEISA. The calculations for this work were done on the LISA workstation cluster, the ASTER supercomputer, de DAS-3 wide area computer in the Netherlands and the MoDeStA computer in Amsterdam, which are hosted by SARA computing and networking services, Amsterdam. AG is supported by grant NNX07AH15G from NASA.

References

- Aarseth, S. A. 2003, Gravitational N-body simulations, Cambridge University press, 2003
- Aarseth, S. J. 1985, in Multiple time scales, p. 377 - 418, p. 377
- Aarseth, S. J. 1999, PASP , 111, 1333
- Aarseth, S. J., Hoyle, F. 1964, Astrophysica Norvegica, 9, 313
- Aarseth, S. J., Lecar, M. 1975, ARA&A , 13, 1
- Ahmad, A., Cohen, L. 1973, Astrophys. J. , 179, 885
- Applegate, J. H., Douglas, M. R., Gürsel, Y., Hunter, P., Seitz, C. L., Sussman, G. J. 1986, in P. Hut, S. L. W. McMillan (eds.), LNP Vol. 267: The Use of Supercomputers in Stellar Dynamics, p. 86
- Barnes, J., Hut, P. 1986, Nature , 324, 446
- Belleman, R. G., Bedorf, J., Portegies Zwart, S. 2007, ArXiv e-prints, 707
- Binney, J., Tremaine, S. 1987, Galactic dynamics, Princeton, NJ, Princeton University Press, 1987, 747 p.

- Bouchet, F. R., Kandrup, H. E. 1985, *Astrophys. J.* , 299, 1
- Cohn, H. 1979, *Astrophys. J.* , 234, 1036
- Dorband, N., Hemsendorf, M., Merritt, D. 2003, *Journal of Computational Physics*, 185, 484
- Groen, D., Portegies Zwart, S., McMillan, S., Makino, J. 2007, ArXiv e-prints, 709
- Gualandris, A., Portegies Zwart, S., Tirado-Ramos, A. 2007, *PARCO*, 33(3), 159
- Hamada, T., Fukushige, T., Makino, J. 2005, *Publ. Astr. Soc. Japan* , 57, 799
- Hamada, T., Fukushige, T., Makino, J. 2007, ArXiv Astrophysics e-prints
- Harfst, S., Gualandris, A., Merritt, D., Spurzem, R., Portegies Zwart, S., Berczik, P. 2007, *New Astronomy*, 12, 357
- Heggie, D., Hut, P. 2003, *The Gravitational Million-Body Problem: A Multidisciplinary Approach to Star Cluster Dynamics*, *The Gravitational Million-Body Problem: A Multidisciplinary Approach to Star Cluster Dynamics*, by Douglas Heggie and Piet Hut. Cambridge University Press, 2003, 372 pp.
- Heggie, D. C., Mathieu, R. D. 1986, LNP Vol. 267: *The Use of Supercomputers in Stellar Dynamics*, in P. Hut, S. McMillan (eds.), *Lecture Not. Phys* 267, Springer-Verlag, Berlin
- Hemsendorf, M., Spurzem, R., Sigurdsson, S. 1997, in *Astronomische Gesellschaft Abstract Series*, p. 53
- Hénon, M. 1971, *Ap&SS* , 13, 284
- Hockney, R., Eastwood, J. 1988, *Computer Simulation Using Particles*, Adan Hilger Ltd., Bristol, UK, 540 pp.
- Khalisi, E., Amaro-Seoane, P., Spurzem, R. 2007, *Mon. Not. R. Astron. Soc.* , 374, 703
- King, I. R. 1966, *Astron. J.* , 71, 64
- Kustaanheimo, P., Stiefel, E. 1965, *J. Reine. Angew. Math.*, 218, 204
- Makino, J. 1991, *Astrophys. J.* , 369, 200
- Makino, J. 2001, in S. Deiters, B. Fuchs, A. Just, R. Spurzem, R. Wielen (eds.), *ASP Conf. Ser. 228: Dynamics of Star Clusters and the Milky Way*, p. 87
- Makino, J. 2002, *New Astronomy*, 7, 373
- Makino, J., Aarseth, S. J. 1992, *Publ. Astr. Soc. Japan* , 44, 141
- Makino, J., Fukushige, T., Koga, M., Namura, K. 2003, *Publ. Astr. Soc. Japan* , 55, 1163
- Makino, J., Taiji, M. 1998, *Scientific simulations with special-purpose computers : The GRAPE systems*, *Scientific simulations with special-purpose computers : The GRAPE systems /by Junichiro Makino & Makoto Taiji*. Chichester ; Toronto : John Wiley & Sons, c1998.
- McMillan, S., Hut, P. 1994, *Astrophys. J.* , 427, 793
- McMillan, S., Hut, P., Makino, J. 1990, *Astrophys. J.* , 362, 522
- McMillan, S., Hut, P., Makino, J. 1991, *Astrophys. J.* , 372, 111
- McMillan, S. L. W., Aarseth, S. J. 1993, *Astrophys. J.* , 414, 200
- McMillan, S. L. W., Lightman, A. P. 1984, *Astrophys. J.* , 283, 801

- Newton, S. I. 1687, *Philosophiae Naturalis Principia Mathematica*, Vol. 1
- Nitadori, K., Makino, J., Hut, P. 2006, *New Astronomy*, 12, 169
- Plummer, H. C. 1911, *Mon. Not. R. Astron. Soc.* , 71, 460+
- Portegies Zwart, S. F., Belleman, R. G., Geldof, P. M. 2007, *New Astronomy*, 12, 641
- Portegies Zwart, S. F., McMillan, S. L. W., Hut, P., Makino, J. 2001, *Mon. Not. R. Astron. Soc.* , 321, 199
- Portegies Zwart, S. F., Verbunt, F. 1996, *Astron. & Astrophys.* , 309, 179
- Spitzer, L. 1987, *Dynamical evolution of globular clusters*, Princeton, NJ, Princeton University Press, 1987, 191 p.
- Taiji, M., Makino, J., Fukushige, T., Ebisuzaki, T., Sugimoto, D. 1996, in *IAU Symp. 174: Dynamical Evolution of Star Clusters: Confrontation of Theory and Observations*, p. 141
- van Albada, T. S. 1968, *BAIN*, 19, 479
- von Hoerner, S. 1963, *Zeitschrift Astrophysics*, 57, 47