



UvA-DARE (Digital Academic Repository)

Inclusive charged particle distributions in deep inelastic scattering events at HERA

Derrick(et al.), M.; Botje, M.A.J.; Chlebana, F.S.; Dake, A.P.; Engelen, J.J.; de Kamps, M.; Kooijman, P.M.; Kruse, A.; Tiecke, H.G.J.M.; Verkerke, W.; Vreeswijk, M.; Wiggers, L.W.; de Wolf, E.; van Woudenberg, R.

DOI

[10.1007/s002880050075](https://doi.org/10.1007/s002880050075)

Publication date

1996

Published in

Zeitschrift für Physik. C, Particles and Fields

[Link to publication](#)

Citation for published version (APA):

Derrick(et al.), M., Botje, M. A. J., Chlebana, F. S., Dake, A. P., Engelen, J. J., de Kamps, M., Kooijman, P. M., Kruse, A., Tiecke, H. G. J. M., Verkerke, W., Vreeswijk, M., Wiggers, L. W., de Wolf, E., & van Woudenberg, R. (1996). Inclusive charged particle distributions in deep inelastic scattering events at HERA. *Zeitschrift für Physik. C, Particles and Fields*, 70, 1. <https://doi.org/10.1007/s002880050075>

General rights

It is not permitted to download or to forward/distribute the text or part of it without the consent of the author(s) and/or copyright holder(s), other than for strictly personal, individual use, unless the work is under an open content license (like Creative Commons).

Disclaimer/Complaints regulations

If you believe that digital publication of certain material infringes any of your rights or (privacy) interests, please let the Library know, stating your reasons. In case of a legitimate complaint, the Library will make the material inaccessible and/or remove it from the website. Please Ask the Library: <https://uba.uva.nl/en/contact>, or a letter to: Library of the University of Amsterdam, Secretariat, Singel 425, 1012 WP Amsterdam, The Netherlands. You will be contacted as soon as possible.

UvA-DARE is a service provided by the library of the University of Amsterdam (<https://dare.uva.nl>)

Inclusive charged particle distributions in deep inelastic scattering events at HERA

ZEUS Collaboration

M. Derrick, D. Krakauer, S. Magill, D. Mikunas, B. Musgrave, J. Repond, R. Stanek, R.L. Talaga, H. Zhang
Argonne National Laboratory, Argonne, IL, USA ^P

G. Bari, M. Basile, L. Bellagamba, D. Boscherini, A. Bruni, G. Bruni, P. Bruni, G. Cara Romeo, G. Castellini¹, L. Cifarelli²,
F. Cindolo, A. Contin, M. Corradi, I. Gialas³, P. Giusti, G. Iacobucci, G. Laurenti, G. Levi, A. Margotti, T. Massam,
R. Nania, F. Palmonari, A. Polini, G. Sartorelli, Y. Zamora Garcia⁴, A. Zichichi
University and INFN Bologna, Bologna, Italy^f

A. Bornheim, J. Crittenden, K. Desch, B. Diekmann⁵, T. Doeker, M. Eckert, L. Feld, A. Frey, M. Geerts, M. Grothe,
H. Hartmann, K. Heinloth, L. Heinz, E. Hilger, H.-P. Jakob, U.F. Katz, S. Mengel, J. Mollen⁶, E. Paul, M. Pfeiffer,
Ch. Rembser, D. Schramm, J. Stamm, R. Wedemeyer
Physikalisches Institut der Universität Bonn, Bonn, Germany^c

S. Campbell-Robson, A. Cassidy, W.N. Cottingham, N. Dyce, B. Foster, S. George, M.E. Hayes, G.P. Heath, H.F. Heath,
C.J.S. Morgado, J.A. O'Mara, D. Piccioni, D.G. Roff, R.J. Tapper, R. Yoshida
H.H. Wills Physics Laboratory, University of Bristol, Bristol, U.K.^o

R.R. Rau
Brookhaven National Laboratory, Upton, L.I., USA^P

M. Arneodo⁷, R. Ayad, M. Capua, A. Garfagnini, L. Iannotti, M. Schioppa, G. Susinno
Calabria University, Physics Dept. and INFN, Cosenza, Italy^f

A. Bernstein, A. Caldwell⁸, N. Cartiglia, J.A. Parsons, S. Ritz⁹, F. Sciulli, P.B. Straub, L. Wai, S. Yang, Q. Zhu
Columbia University, Nevis Labs., Irvington on Hudson, N.Y., USA^q

P. Borzemeski, J. Chwastowski, A. Eskreys, K. Piotrkowski, M. Zachara, L. Zawiejski
Inst. of Nuclear Physics, Cracow, Polandⁱ

L. Adamczyk, B. Bednarek, K. Jeleń, D. Kisielewska, T. Kowalski, M. Przybycień, E. Rulikowska-Zarębska, L. Suszycki,
J. Zając
Faculty of Physics and Nuclear Techniques, Academy of Mining and Metallurgy, Cracow, Poland^j

A. Kotański
Jagellonian Univ., Dept. of Physics, Cracow, Poland^k

L.A.T. Bauerdick, U. Behrens, H. Beier, J.K. Bienlein, C. Coldewey, O. Deppe, K. Desler, G. Drews, M. Flasiński¹⁰,
D.J. Gilkinson, C. Glasman, P. Göttlicher, J. Große-Knetter, B. Gutjahr¹¹, T. Haas, W. Hain, D. Hasell, H. Heßling, Y. Iga,
K.F. Johnson¹², P. Joos, M. Kasemann, R. Klanner, W. Koch, L. Köpke¹³, U. Kötz, H. Kowalski, J. Labs, A. Ladage,
B. Löhr, M. Löwe, D. Lüke, J. Mainusch¹⁴, O. Mańczak, T. Monteiro¹⁵, J.S.T. Ng, S. Nickel¹⁶, D. Notz, K. Ohrenberg,
M. Roco, M. Rohde, J. Roldán, U. Schneekloth, W. Schulz, F. Selonke, E. Stiliaris¹⁷, B. Surrow, T. Voß, D. Westphal,
G. Wolf, C. Youngman, W. Zeuner, J.F. Zhou¹⁸
Deutsches Elektronen-Synchrotron DESY, Hamburg, Germany

H.J. Grabosch, A. Kharchilava¹⁹, A. Leich, S.M. Mari³, M.C.K. Mattingly²⁰, A. Meyer, S. Schlenstedt, N. Wulff
DESY-Zeuthen, Inst. für Hochenergiephysik, Zeuthen, Germany

G. Barbagli, E. Gallo, P. Pelfer
University and INFN, Florence, Italy^f

G. Maccarrone, S. De Pasquale, L. Votano
INFN, Laboratori Nazionali di Frascati, Frascati, Italy^f

A. Bamberger, S. Eisenhardt, A. Freidhof, S. Söldner-Rembold²¹, J. Schroeder²², T. Trefzger
Fakultät für Physik der Universität Freiburg i.Br., Freiburg i.Br., Germany^c

J.T. Bromley, N.H. Brook, P.J. Bussey, A.T. Doyle, D.H. Saxon, M.L. Utley, A.S. Wilson
Dept. of Physics and Astronomy, University of Glasgow, Glasgow, U.K.^o

A. Dannemann, U. Holm, D. Horstmann, T. Neumann, R. Sinkus, K. Wick
Hamburg University, I. Institute of Exp. Physics, Hamburg, Germany^c

E. Badura²³, B.D. Burow²⁴, L. Hagege¹⁴, E. Lohrmann, J. Milewski, M. Nakahata²⁵, N. Pavel, G. Poelz, W. Schott, F. Zetsche
Hamburg University, II. Institute of Exp. Physics, Hamburg, Germany^c

T.C. Bacon, N. Bruemmer, I. Butterworth, V.L. Harris, B.Y.H. Hung, K.R. Long, D.B. Miller, P.P.O. Morawitz, A. Prinias, J.K. Sedgbeer, A.F. Whitfield
Imperial College London, High Energy Nuclear Physics Group, London, U.K.^o

U. Mallik, E. McCliment, M.Z. Wang, S.M. Wang, J.T. Wu
University of Iowa, Physics and Astronomy Dept., Iowa City, USA^p

P. Cloth, D. Filges
Forschungszentrum Jülich, Institut für Kernphysik, Jülich, Germany

S.H. An, G.H. Cho, B.J. Ko, S.B. Lee, S.W. Nam, H.S. Park, S.K. Park
Korea University, Seoul, Korea^h

R. Imlay, S. Kartik, H.-J. Kim, R.R. McNeil, W. Metcalf, V.K. Nadendla
Louisiana State University, Dept. of Physics and Astronomy, Baton Rouge, LA, USA^p

F. Barreiro²⁶, G. Cases, J.P. Fernandez, R. Graciani, J.M. Hernández, L. Hervás²⁶, L. Labarga²⁶, M. Martinez, J. del Peso, J. Puga, J. Terron, J.F. de Trocóniz
Univer. Autónoma Madrid, Depto de Física Teórica, Madrid, Spainⁿ

G.R. Smith
University of Manitoba, Dept. of Physics, Winnipeg, Manitoba, Canada^a

F. Corriveau, D.S. Hanna, J. Hartmann, L.W. Hung, J.N. Lim, C.G. Matthews²⁷, P.M. Patel, L.E. Sinclair, D.G. Stairs, M. St-Laurent, R. Ullmann, G. Zacek
McGill University, Dept. of Physics, Montréal, Québec, Canada^{a,b}

V. Bashkirov, B.A. Dolgoshein, A. Stifutkin
Moscow Engineering Physics Institute, Moscow, Russia¹

G.L. Bashindzhagyan²⁸, P.F. Ermolov, L.K. Gladilin, Yu.A. Golubkov, V.D. Kobrin, I.A. Korzhavina, V.A. Kuzmin, O.Yu. Lukina, A.S. Proskuryakov, A.A. Savin, L.M. Shcheglova, A.N. Solomin, N.P. Zotov
Moscow State University, Institute of Nuclear Physics, Moscow, Russia^m

M. Botje, F. Chlebana, A. Dake, J. Engelen, M. de Kamps, P. Kooijman, A. Kruse, H. Tiecke, W. Verkerke, M. Vreeswijk, L. Wiggers, E. de Wolf, R. van Woudenberg²⁹
NIKHEF and University of Amsterdam, Netherlands¹

D. Acosta, B. Bylsma, L.S. Durkin, J. Gilmore, K. Honscheid, C. Li, T.Y. Ling, K.W. McLean³⁰, P. Nylander, I.H. Park, T.A. Romanowski³¹, R. Seidlein³²
Ohio State University, Physics Department, Columbus, Ohio, USA^p

D.S. Bailey, A. Byrne³³, R.J. Cashmore, A.M. Cooper-Sarkar, R.C.E. Devenish, N. Harnew, M. Lancaster, L. Lindemann³, J.D. McFall, C. Nath, V.A. Noyes, A. Quadt, J.R. Tickner, H. Uijterwaal, R. Walczak, D.S. Waters, F.F. Wilson, T. Yip
Department of Physics, University of Oxford, Oxford, U.K.^o

G. Abbiendi, A. Bertolin, R. Brugnera, R. Carlin, F. Dal Corso, M. De Giorgi, U. Dosselli, S. Limentani, M. Morandin, M. Posocco, L. Stanco, R. Stroili, C. Voci
Dipartimento di Fisica dell' Università and INFN, Padova, Italy^f

J. Bulmahn, J.M. Butterworth, R.G. Feild, B.Y. Oh, J.R. Okrasinski³⁴, J.J. Whitmore
Pennsylvania State University, Dept. of Physics, University Park, PA, USA^q

G. D'Agostini, G. Marini, A. Nigro, E. Tassi
Dipartimento di Fisica, Univ. 'La Sapienza' and INFN, Rome, Italy^f

J.C. Hart, N.A. McCubbin, K. Prytz, T.P. Shah, T.L. Short³⁵
Rutherford Appleton Laboratory, Chilton, Didcot, Oxon, U.K.^o

E. Barberis, T. Dubbs, C. Heusch, M. Van Hook, W. Lockman, J.T. Rahn, H.F.-W. Sadrozinski, A. Seiden, D.C. Williams
University of California, Santa Cruz, CA, USA^p

J. Biltzinger, R.J. Seifert, O. Schwarzer, A.H. Walenta, G. Zech
Fachbereich Physik der Universität-Gesamthochschule Siegen, Germany^c

H. Abramowicz, G. Briskin, S. Dagan³⁶, A. Levy²⁸
School of Physics, Tel-Aviv University, Tel Aviv, Israel^e

J.I. Fleck, T. Hasegawa, M. Hazumi, T. Ishii, M. Kuze, S. Mine, Y. Nagasawa, M. Nakao, I. Suzuki, K. Tokushuku,
S. Yamada, Y. Yamazaki
Institute for Nuclear Study, University of Tokyo, Tokyo, Japan^g

M. Chiba, R. Hamatsu, T. Hirose, K. Homma, S. Kitamura, Y. Nakamitsu, K. Yamauchi
Tokyo Metropolitan University, Dept. of Physics, Tokyo, Japan^g

R. Cirio, M. Costa, M.I. Ferrero, L. Lamberti, S. Maselli, C. Peroni, R. Sacchi, A. Solano, A. Staiano
Universita di Torino, Dipartimento di Fisica Sperimentale and INFN, Torino, Italy^f

M. Dardo
II Faculty of Sciences, Torino University and INFN - Alessandria, Italy^f

D.C. Bailey, F. Benard, M. Brkic, G.F. Hartner, K.K. Joo, G.M. Levman, J.F. Martin, R.S. Orr, S. Polenz, C.R. Sampson,
R.J. Teuscher
University of Toronto, Dept. of Physics, Toronto, Ont., Canada^a

C.D. Catterall, T.W. Jones, P.B. Kaziewicz, J.B. Lane, R.L. Saunders, J. Shulman
University College London, Physics and Astronomy Dept., London, U.K.^o

K. Blankenship, B. Lu, L.W. Mo
Virginia Polytechnic Inst. and State University, Physics Dept., Blacksburg, VA, USA^q

W. Bogusz, K. Charchuła, J. Ciborowski, J. Gajewski, G. Grzelak³⁷, M. Kasprzak, M. Krzyżanowski,
K. Muchorowski³⁸, R.J. Nowak, J.M. Pawlak, T. Tymieniecka, A.K. Wróblewski, J.A. Zakrzewski, A.F. Żarnecki
Warsaw University, Institute of Experimental Physics, Warsaw, Poland^j

M. Adamus
Institute for Nuclear Studies, Warsaw, Poland^j

Y. Eisenberg³⁶, U. Karshon³⁶, D. Revel³⁶, D. Zer-Zion
Weizmann Institute, Particle Physics Dept., Rehovot, Israel^d

I. Ali, W.F. Badgett, B. Behrens³⁹, S. Dasu, C. Fordham, C. Foudas, A. Goussiou⁴⁰, R.J. Loveless, D.D. Reeder,
S. Silverstein, W.H. Smith, A. Vaiciulis, M. Wodarczyk
University of Wisconsin, Dept. of Physics, Madison, WI, USA^p

T. Tsurugai
Meiji Gakuin University, Faculty of General Education, Yokohama, Japan

S. Bhadra, M.L. Cardy, C.-P. Fagerstroem, W.R. Frisken, M. Khakzad, W.N. Murray, W.B. Schmidke
York University, Dept. of Physics, North York, Ont., Canada^a

Received: 21 November 1995

¹ also at IROE Florence, Italy
² now at Univ. of Salerno and INFN Napoli, Italy
³ supported by EU HCM contract ERB-CHRX-CT93-0376
⁴ supported by Worldlab, Lausanne, Switzerland
⁵ now a self-employed consultant
⁶ now at ELEKLUF, Bonn
⁷ now also at University of Torino
⁸ Alexander von Humboldt Fellow
⁹ Alfred P. Sloan Foundation Fellow
¹⁰ now at Inst. of Computer Science, Jagellonian Univ., Cracow
¹¹ now at Comma-Soft, Bonn
¹² visitor from Florida State University
¹³ now at Univ. of Mainz
¹⁴ now at DESY Computer Center
¹⁵ supported by European Community Program PRAXIS XXI

¹⁶ now at Dr. Seidel Informationssysteme, Frankfurt/M.
¹⁷ now at Inst. of Accelerating Systems & Applications (IASA), Athens
¹⁸ now at Mercer Management Consulting, Munich
¹⁹ now at Univ. de Strasbourg
²⁰ now at Andrews University, Barrien Springs, U.S.A.
²¹ now with OPAL Collaboration, Faculty of Physics at Univ. of Freiburg
²² now at SAS-Institut GmbH, Heidelberg
²³ now at GSI Darmstadt
²⁴ also supported by NSERC
²⁵ now at Institute for Cosmic Ray Research, University of Tokyo
²⁶ partially supported by CAM
²⁷ now at Park Medical Systems Inc., Lachine, Canada
²⁸ partially supported by DESY
²⁹ now at Philips Natlab, Eindhoven, NL
³⁰ now at Carleton University, Ottawa, Canada

Abstract. A measurement of inclusive charged particle distributions in deep inelastic ep scattering for γ^*p centre-of-mass energies $75 < W < 175$ GeV and momentum transfer squared $10 < Q^2 < 160$ GeV² from the ZEUS detector at HERA is presented. The differential charged particle rates in the γ^*p centre-of-mass system as a function of the scaled longitudinal momentum, x_F , and of the transverse momentum, p_t^* and $\langle p_t^{*2} \rangle$, as a function of x_F , W and Q^2 are given. Separate distributions are shown for events with (LRG) and without (NRG) a rapidity gap with respect to the proton direction. The data are compared with results from experiments at lower beam energies, with the naive quark parton model and with parton models including perturbative QCD corrections. The comparison shows the importance of the higher order QCD processes. Significant differences of the inclusive charged particle rates between NRG and LRG events at the same W are observed. The value of $\langle p_t^{*2} \rangle$ for LRG events with a hadronic mass M_X , which excludes the forward produced baryonic system, is similar to the $\langle p_t^{*2} \rangle$ value observed in fixed target experiments at $W \approx M_X$.

³¹ now at Department of Energy, Washington

³² now at HEP Div., Argonne National Lab., Argonne, IL, USA

³³ now at Oxford Magnet Technology, Eynsham, Oxon

³⁴ in part supported by Argonne National Laboratory

³⁵ now at Digital Equipment International BV., Galway, Ireland

³⁶ supported by a MINERVA Fellowship

³⁷ supported by the Polish State Committee for Scientific Research, grant No. 2P03B09308

³⁸ supported by the Polish State Committee for Scientific Research, grant No. 2P03B09208

³⁹ now at University of Colorado, U.S.A.

⁴⁰ now at High Energy Group of State University of New York, Stony Brook, N.Y.

^a supported by the Natural Sciences and Engineering Research Council of Canada (NSERC)

^b supported by the FCAR of Québec, Canada

^c supported by the German Federal Ministry for Education and Science, Research and Technology (BMBF), under contract numbers 056BN19I, 056FR19P, 056HH19I, 056HH29I, 056SI79I

^d supported by the MINERVA Gesellschaft für Forschung GmbH, and by the Israel Academy of Science

^e supported by the German Israeli Foundation, and by the Israel Academy of Science

^f supported by the Italian National Institute for Nuclear Physics (INFN)

^g supported by the Japanese Ministry of Education, Science and Culture (the Monbusho) and its grants for Scientific Research

^h supported by the Korean Ministry of Education and Korea Science and Engineering Foundation

ⁱ supported by the Netherlands Foundation for Research on Matter (FOM)

^j supported by the Polish State Committee for Scientific Research, grants No. 115/E-343/SPUB/P03/109/95, 2P03B 244 08p02, p03, p04 and p05, and the Foundation for Polish-German Collaboration (proj. No. 506/92)

^k supported by the Polish State Committee for Scientific Research (grant No. 2 P03B 083 08)

^l partially supported by the German Federal Ministry for Education and Science, Research and Technology (BMBF)

^m supported by the German Federal Ministry for Education and Science, Research and Technology (BMBF), and the Fund of Fundamental Research of Russian Ministry of Science and Education and by INTAS-Grant No. 93-63

ⁿ supported by the Spanish Ministry of Education and Science through funds provided by CICYT

^o supported by the Particle Physics and Astronomy Research Council

^p supported by the US Department of Energy

^q supported by the US National Science Foundation

1 Introduction

Inclusive particle distributions have been widely studied in deep inelastic scattering (DIS) [1] and e^+e^- annihilation to investigate the nature of the quark fragmentation and effects of higher order QCD processes. The formation of hadrons in DIS is a complicated process which cannot be fully calculated in the framework of perturbative QCD. In order to model this process it is convenient to distinguish two phases of the hadron formation. These correspond to a perturbative phase for QCD processes on the parton level followed by a non-perturbative fragmentation phase describing the confinement of the partons to observable hadrons.

In this paper the charged hadron multiplicity distributions are analysed in the virtual-photon proton centre-of-mass system (γ^*p cms), which corresponds to the centre-of-mass system of the produced hadronic final state with the invariant mass W . In the naive quark parton model (QPM) the virtual photon hits a quark in the proton and transfers a four momentum, q . The struck quark and the target remnant system each have an energy of $W/2$ in the γ^*p cms and move back-to-back with a ‘velocity’, which corresponds to a rapidity¹ y_{max} proportional to $\pm \ln W$. The outgoing quark and target remnant hadronise into multi-particle final states with limited p_t^* , where p_t^* is the hadron momentum component transverse to the virtual photon direction as measured in the γ^*p cms. The width of the rapidity distributions of the produced hadrons is proportional to $\ln W$, while its height is approximately independent of W . From the measurement of jet profiles in DIS it is known that the width of a quark jet is typically two units of rapidity [2]. At high values of W , the rapidity range populated by hadrons can be divided into three regions: the current jet region from $(y_{max} - 2)$ to y_{max} , the region of the target remnant fragmentation from $-y_{max}$ to $(-y_{max} + 2)$ and a plateau region in between. When analysing hadron distributions as a function of the scaled longitudinal momentum in the γ^*p cms, x_F , the current jet region defined above corresponds to the x_F range $x_F > 0.05$. If no QCD branching processes on the parton level are considered, the x_F and p_t^* distributions for $x_F > 0.05$ are predicted to scale in W .

In fixed target DIS experiments [3, 4, 5] effects of scale-breaking in the x_F distributions from QCD corrections, which are expected to soften the observed spectrum with increasing W , are small and could not be unambiguously identified. On the other hand, the mean square of p_t^* , $\langle p_t^{*2} \rangle$, has been found to be very sensitive to higher order QCD effects [6]. However, the details of the p_t^* spectra are also sensitive to non-perturbative fragmentation effects [5, 7, 8]. With the high energies reached in ep collisions at HERA it is possible to extend the studies of x_F and p_t^* distributions to larger values of W , where the influence of perturbative QCD effects is expected to be much larger and the final state hadron distributions should reflect the dynamics of the subprocesses on the parton level.

In a recent analysis the scaled momentum and charged multiplicity distributions of the hadronic final state were measured in the current region of the Breit frame as a function of the negative square of the four-momentum transfer,

¹ The rapidity is measured with respect to the virtual photon in the γ^*p cms

Q^2 , and the Bjorken-scaling variable x [9]. The charged particle spectra were observed to evolve with Q^2 in a way similar as in e^+e^- annihilation. In this paper we study inclusive charged hadron production as a function of x_F and $\langle p_t^{*2} \rangle$ in the current region of the γ^*p cms frame. The objective of the analysis is to investigate the influence of perturbative QCD effects on the hadronic final state by studying the W dependence of these distributions in HERA ep collisions and in fixed target DIS data. The data are also compared with e^+e^- results as well as with predictions of Monte Carlo programs. The comparison is also performed for a subclass of DIS events, which are characterised by a rapidity gap between the observed hadronic final state and the proton beam direction [10], and which are therefore candidates for diffractive scattering.

2 The experiment

2.1 HERA

The data were collected during the 1993 running period using the ZEUS detector at the electron-proton collider HERA, where a 26.7 GeV electron beam and a 820 GeV proton beam were brought to collision providing an ep centre-of-mass energy of 296 GeV. 84 bunches were filled for each beam and in addition 10 electron and 6 proton bunches were left unpaired for background studies. An integrated luminosity of 0.55 pb^{-1} was collected.

2.2 The ZEUS detector

ZEUS is a multi-purpose magnetic detector which has been described elsewhere [11, 12]. Here a brief description is given which concentrates on those parts of the detector relevant for the present analysis.

Charged particles are tracked by the inner tracking detectors which operate in a magnetic field of 1.43 T provided by a thin superconducting solenoid. Immediately surrounding the beam pipe is the vertex detector (VXD) which consists of 120 radial cells, each with 12 sense wires [13]. The achieved resolution is $50 \mu\text{m}$ in the central region of a cell and $150 \mu\text{m}$ near the edges. Surrounding the VXD is the central tracking detector (CTD) which consists of 72 cylindrical drift chamber layers, organised into 9 ‘superlayers’ [14]. These superlayers alternate between those with wires parallel (axial) to the collision axis and those inclined at a small angle to give a stereo view. The hit efficiency of the CTD is greater than 95% and the resolution in transverse momentum for full length tracks is $\sigma_{p_T}/p_T = 0.005 p_T \otimes 0.016$ (p_T in GeV), where \otimes means addition in quadrature.

The solenoid is surrounded by a high resolution uranium-scintillator calorimeter (CAL), which is divided into three parts: forward² (FCAL), barrel (BCAL) and rear (RCAL) [15]. It covers 99.7% of the solid angle. Holes of $20 \times 20 \text{ cm}^2$ in the centre of FCAL and RCAL accommodate the HERA beam pipe. Each of the calorimeter parts is subdivided into towers which in turn are segmented longitudinally

into electromagnetic (EMC) and hadronic (HAC) sections. These sections are further subdivided into cells, which are read out by two phototubes each.

For measuring the luminosity as well as for tagging very small Q^2 processes, two lead-scintillator calorimeters are used [12, 16]. Bremsstrahlung photons emerging from the electron-proton interaction point (IP) at angles $\theta_\gamma \leq 0.5$ mrad with respect to the electron beam axis hit the photon calorimeter at 107 m from the IP. Electrons emitted from the IP at scattering angles less than 6 mrad and with energies between 20% and 90% of the nominal beam energy are deflected by beam magnets and hit the electron calorimeter placed 35 m from the IP.

Two small lead-scintillator sandwich counters partially surround the beam-pipe at the rear of the RCAL. These counters were used to reject background produced by beam-gas interactions with the incoming proton beam and to measure the timing and longitudinal spread of both the proton and the electron beams of HERA. Two layers of scintillation counters mounted on either side of an iron veto wall, situated upstream of the detector, were also used to reject background particles.

3 Data taking conditions

The ZEUS trigger is organised in three levels [11] and reduces the input event rate from the bunch crossing rate of 10 MHz to 3-5 Hz. For DIS events, the first level trigger (FLT) requires at least one of three conditions for energy sums in the EMC calorimeter cells: the BCAL EMC energy exceeds 3.4 GeV; or the RCAL EMC energy (excluding the innermost towers surrounding the beam pipe) exceeds 2.0 GeV; or the RCAL EMC energy (including those towers) exceeds 3.75 GeV.

The second level trigger (SLT) rejects proton beam-gas events by using the event times measured in the rear calorimeter cells. The DIS trigger rate of the SLT is about one-tenth the FLT DIS trigger rate. The loss of DIS events at the SLT is negligible.

The third level trigger (TLT) has the full event information available and applies physics-based filters. It requires tighter timing cuts to suppress beam-gas background further and also rejects beam halo muons and cosmic muons. The TLT selects DIS event candidates by calculating:

$$\delta = \sum_i E_i \cdot (1 - \cos \theta_i) > 20 \text{ GeV} - 2 E_\gamma,$$

where E_i and θ_i are the energy and the polar angle³ of the energy deposits in the calorimeter. The summation runs over all calorimeter cells. E_γ is the energy measured in the photon calorimeter of the luminosity monitor. For fully contained DIS events $\delta \approx 2E_e = 53.4 \text{ GeV}$, where E_e is the energy of the incident electron. Photoproduction events have low values of δ compared to DIS events because the scattered electron escapes in the hole of the calorimeter which contains the beam pipe.

² The proton beam direction is the forward +Z direction

³ The proton beam direction is defined as the Z-axis in the HERA laboratory frame

For events with the scattered electron detected in the calorimeter, the trigger is essentially independent of the DIS hadronic final state. The trigger acceptance is greater than 97% for $Q^2 > 10 \text{ GeV}^2$ and independent of Q^2 [17]. A total of about $7 \cdot 10^6$ events passed the TLT and was written to tape during the 1993 running period.

4 Event kinematics

In deep inelastic ep scattering events the incoming electron couples to a γ or a Z (neutral current NC) or to a W^+ (charged current CC), which scatters off the proton. In the Q^2 range explored here, the contribution from W and Z exchange is negligible. The kinematic variables used to describe the inclusive DIS process are defined in Table 1.

The ZEUS detector is almost hermetic, allowing the kinematic variables Q^2 , x and y to be reconstructed in a variety of ways using combinations of electron and hadronic system energies and angles. In the analysis presented here the double angle method (DA) was chosen, in which the scattered electron angle and the angle γ_H is used [18]. In the naive quark parton model γ_H corresponds to the angle of the scattered massless quark in the laboratory frame. The variable y is determined according to the Jacquet-Blondel method [19] and is denoted by y_{JB} .

The four-momentum of the scattered electron needed to calculate the Lorentz boost to the γ^*p cms frame, is reconstructed from its polar and azimuthal angle, θ_e, ϕ_e . The scattered electron energy E'_{DA} , used in the boost, is computed by the double angle method:

$$E'_{DA} = Q^2_{DA} / (2E_e (1 + \cos\theta_e)) , \quad (1)$$

where E_e is the energy of the incident electron and Q^2_{DA} is given by:

$$Q^2_{DA} = 4 E_e^2 \cdot \frac{\sin \gamma_H (1 + \cos \theta_e)}{\sin \gamma_H + \sin \theta_e - \sin(\gamma_H + \theta_e)} . \quad (2)$$

The variables x_F and p_t^* describe the kinematics of the hadrons in the γ^*p cms:

$$x_F = p_t^* / |p_{t,max}^*| = 2p_t^* / W , \quad (3)$$

where p_t^* is the projection of the hadron momentum vector onto the direction of the virtual photon and $|p_{t,max}^*|$ is the maximum value of p_t^* . The hadron momentum component perpendicular to the virtual photon axis is denoted by p_t^* .

5 Data selection

5.1 Event selection

The offline selection of DIS events was similar to that described in earlier publications (e.g. [9, 20, 21]). Scattered electron candidates were selected by using the pattern of energy deposition in the calorimeter. The electron identification algorithm was tuned for purity rather than for efficiency. The purity is defined as the number of electrons generated and reconstructed in a bin divided by the total number of electron candidates measured in the bin. In studies with Monte Carlo DIS events and test beam data the purity was estimated to be $\geq 96\%$ for $E'_{DA} \geq 10 \text{ GeV}$.

The requirements for the final event selection were:

- $E'_{DA} \geq 10 \text{ GeV}$, to minimise beam gas background contamination;
- $Q^2_{DA} \geq 10 \text{ GeV}^2$;
- $y_e \leq 0.85$, to reduce the photoproduction background, where y_e is the scaling variable y as determined from the energy and polar angle of the scattered electron;
- $y_{JB} \geq 0.04$, to guarantee sufficient accuracy for the DA reconstruction method;
- $\delta = \sum_i E_i (1 - \cos \theta_i) \geq 35 \text{ GeV}$, where the sum runs over all calorimeter cells. For fully contained events $\delta \approx 2E_e = 53.4 \text{ GeV}$. This cut is used to remove photoproduction events and to control radiative corrections.

Furthermore we required:

- a primary vertex position, determined from VXD and CTD tracks, in the range $-50 \leq Z_{vtx} \leq 40 \text{ cm}$;
- the impact point (X, Y) of the scattered electron in the RCAL to lie outside a square of $32 \times 32 \text{ cm}^2$ centered on the beam axis, to ensure that the electron is fully contained within the detector and its position can be reconstructed with sufficient accuracy.

After these cuts, the remaining photoproduction background was estimated to be $\simeq 1\%$. The contamination from beam-gas background was estimated to be below 0.5% as calculated from unpaired electron and proton bunches. Finally, QED Compton scattering events and residual cosmic and beam-related muons were rejected by algorithms, which identify this types of events by their pattern of energy deposits in the calorimeter cells.

A total of 26100 events was selected by the above cuts. Of these events about 10% [10] contain a large rapidity gap in the hadronic final state. They are characterised by $\eta_{max} < 1.5$, where η_{max} is the pseudorapidity of the most forward calorimeter cluster in the event, relative to the proton direction. The pseudorapidity is defined by $\eta = -\ln(\tan(\theta/2))$ and a cluster is an isolated set of adjacent calorimeter cells with summed energy above 400 MeV. This sample is called the ‘large-rapidity-gap’ (LRG) event sample. The remaining events are denoted by ‘non-rapidity-gap’ (NRG) events. The invariant mass of the hadronic final state excluding the scattered proton in the LRG events is calculated from the energy deposits measured in the calorimeter (excluding the electron cluster) by $M_X = \sqrt{\sum_{had} (E^2 - p_X^2 - p_Y^2 - p_Z^2)}$. The values of p_X , p_Y and p_Z are the cell energies E projected on the axes of the HERA laboratory frame. The polar angles of these pseudovectors are calculated from the geometric centres of the cells and the primary event vertex position. The measured value of M_X is corrected to the hadron level as described in Sect. 6.

5.2 Track reconstruction and selection

Tracks were recognised and fitted using two programs which were developed independently and follow different strategies for pattern recognition and track fitting. For the results shown in this paper the first approach is used and the second method was used for estimating the systematic error.

In the first approach the track finding algorithm starts with hits in the outermost axial superlayers of the CTD. As

Table 1. Definition of the variables used to describe the kinematics of the inclusive DIS process

Variable	Description
l (l')	Four-momentum of the incident (scattered) lepton
P, M_p	Four-momentum of the proton and its mass
$Q^2 = -q^2 = -(l - l')^2$	Negative invariant mass squared of the exchanged virtual boson
$\nu = (P \cdot q)/M_p$	Energy of the exchanged boson in the proton rest frame
$x = Q^2/(2P \cdot q)$ $= Q^2/(2M_p\nu)$	Bjorken scaling variable
$y = (P \cdot q)/(P \cdot l)$	Inelasticity parameter
$W^2 = (P + q)^2$ $= Q^2(1-x)/x + M_p^2$	Invariant mass squared of the hadronic final state

the trajectory is followed inwards to the beam axis, more hits from the axial wires of the CDT and of the VXD are incorporated. A circle is fitted in the XY projection and is used for the pattern recognition in the stereo superlayer pattern. The momentum vector is determined in a 5-parameter helix fit.

The second track finding program is based on the Kalman filtering technique [22]. Seed tracks found in the outer layers of the CTD are extended inwards and points are added as wire layers of the CTD are crossed. The track parameters at each step are updated using the Kalman method. In the second step a Kalman fit to the points found in the pattern recognition phase is performed taking into account non-linear corrections to the measured drift time. Following the reconstructed CTD track inwards, CTD and VXD hits are associated with the track. The VXD track segments are merged with the CTD tracks using the Kalman filtering algorithm.

Multiple Coulomb scattering in the beam pipe and in the walls of the VXD and CTD were taken into account in the evaluation of the covariance matrix. The vertex fit is performed with the fitted tracks using the perigee parameterisation [23]. The vertex position is evaluated and the track parameters are calculated at the vertex.

Only tracks which are associated with the primary vertex have been selected for this analysis. The tracks are required to have $p_{t,lab} > 0.2$ GeV and a polar angle in the HERA laboratory frame in the range of $25^\circ < \theta < 155^\circ$. This is a region of the CTD, where the detector response and systematics are best understood. For tracks defined by these cuts the track reconstruction efficiency is $\simeq 95\%$.

The scattered electron was removed from the track sample by rejecting those tracks which match the cluster in the calorimeter assigned to the scattered electron by the electron finding algorithm. Only tracks which reach at least the third superlayer and hence have a projected length in the plane perpendicular to the beam axis of more than 30 cm are kept to achieve the required transverse momentum resolution. For $\theta > 150^\circ$ the efficiency for identifying the scattered electron by matching the CTD tracks to energy deposits in the calorimeter decreases rapidly due to the limited acceptance and resolution of the CTD in the very rear part of the detector. Therefore the upper cut on θ of the hadrons considered in the analysis was further tightened to 150° .

Due to the cuts in θ and $p_{t,lab}$ the analysis in the γ^*p cms is restricted to the range $10 < Q^2 < 160$ GeV² and

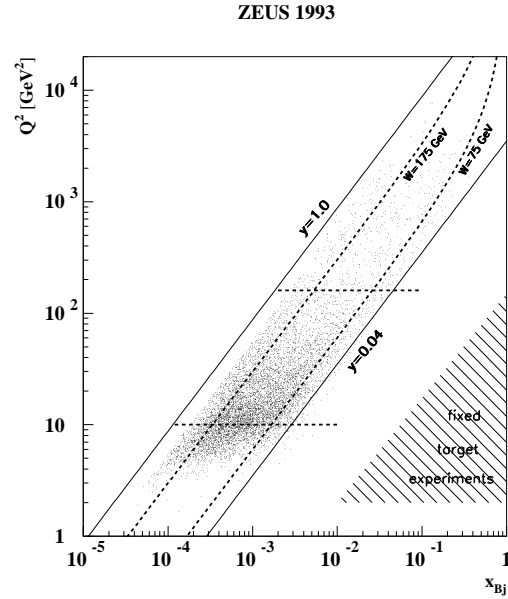


Fig. 1. Population of the Q^2 - x plane by the DIS events selected for this analysis. For the sake of clarity only 1/3 of the DIS event sample is shown in the scatter plot. Charged hadron distributions are investigated for $10 < Q^2 < 160$ GeV² and $75 < W < 175$ GeV (dashed lines). The approximate kinematic region covered by the fixed target experiments is also indicated

$75 < W < 175$ GeV, where the acceptance for charged hadrons is larger than 60%.

In Fig. 1 the distribution of the selected events in the Q^2 - x plane is shown. For comparison the kinematic region which has been investigated in fixed target experiments is also shown.

6 Acceptance correction

6.1 Monte Carlo simulation

The measured distributions are corrected for detector effects such as acceptance and resolution. For that purpose the hadronic final state from DIS was modelled using two different sets of Monte Carlo generators, the first for the description of the non-rapidity-gap events and the second to model the large-rapidity-gap events.

Events from NRG DIS processes were generated using two alternative Monte Carlo models: a) the combination of the LEPTO 6.1 [24] and the ARIADNE 4.0 Monte Carlo

program [25, 26] (CDMBGF) and b) LEPTO 6.1 with the option of combined matrix element and parton shower calculation (MEPS). The fragmentation was simulated using the LUND string model [27] as implemented in JETSET [28] (see Table 2).

Both models were interfaced to the program HERACLES [29], which computes the electro-weak radiative corrections for DIS events. In the case of hard QED Bremsstrahlung the four-momentum vector of the virtual photon which probes the proton is significantly different from the virtual photon momentum reconstructed from the momenta of the incident and scattered lepton. In this case the x_F and p_t^* distributions are also distorted and have to be corrected for this effect. In this analysis, however, the virtual photon momentum was reconstructed using the double angle method, which is insensitive to radiative effects. Events with hard QED initial state Bremsstrahlung photons ($E_{brems} \gtrsim 7 \text{ GeV}$) are rejected by the cut on $\delta > 35 \text{ GeV}$ (see Sect. 5.1). Monte Carlo calculations show that the QED radiative corrections are 5 – 10%.

For both Monte Carlo simulations the $MRSD'_-$ parameterisation of the parton densities in the proton was chosen [30], which gives a reasonable description of the structure function measured at HERA [31, 32].

The properties of LRG events are characteristic of diffractive interactions [10]. Two Monte Carlo event samples have been used to model the hadronic final state of LRG events. The first was generated using the POMPYT Monte Carlo program [33], which is based on a factorisable model for high energy diffractive processes. Within the PYTHIA [34] framework, the incident proton emits a pomeron, whose constituents take part in a hard scattering process with the virtual photon or its constituents. The structure of the pomeron is assumed to be described by either a hard or a soft quark density function $f(\beta)$, where β denotes the fraction of the pomeron momentum carried by the quark.

The second sample was generated following the model of Nikolaev and Zakharov (NZ) [35], which was interfaced to the Lund fragmentation scheme [36]. In the NZ model it is assumed that the exchanged virtual photon fluctuates into a $q\bar{q}$ pair, which interacts with a colourless two-gluon system emitted by the incident proton. Both diffractive Monte Carlo samples were generated with default parameter settings. QED radiative processes were not simulated for these events. With the event selection cuts described in Sect. 5, however, the QED radiative corrections are expected to be of the same size as for the NRG events.

Event samples produced by the Monte Carlo generators marked in Table 2 by an asterisk were also processed by the ZEUS detector simulation program, which is based on GEANT 3.13 [37] and which incorporates the detector and trigger simulation. Events fulfilling the trigger conditions were then passed through the standard ZEUS offline reconstruction program.

The predicted η_{max} distribution for non-diffractive DIS events falls exponentially for $\eta_{max} < 4$, whereas for diffractive events this distribution is approximately flat. Calculations with the CDMBGF Monte Carlo model show that the fraction of non-diffractive DIS events with $\eta_{max} < 1.5$ is about 5% [10]. The distributions for the LRG event sample defined by $\eta_{max} < 1.5$ have been corrected with POMPYT and those for the NRG events have been corrected using the

CDMBGF Monte Carlo program interfaced to HERACLES. Note that the results are not corrected for the selection inefficiency of the η_{max} cut.

6.2 Data correction procedure

The measured hadron multiplicity distributions are distorted with respect to those of the true hadronic final state due to trigger biases, event and track selection cuts and the acceptance and resolution of the detector. The output of the trigger and detector simulation program together with the samples produced by the different event generators have been used to estimate the distortion of the distributions and to correct for them by multiplying the measured distributions by a correction function $c(v)$ in each bin of Q^2 and W , where v is the hadron variable under study and $c(v)$ is calculated as a bin-by-bin ratio:

$$c(v) = \left(\frac{1}{N_{evt}} \frac{\Delta N_{had}(v)}{\Delta v} \right)_{gen} / \left(\frac{1}{N_{evt}} \frac{\Delta N_{had}(v)}{\Delta v} \right)_{rec}. \quad (4)$$

The subscripts *gen* and *rec* refer to the quantities as given by the event generator programs and the reconstructed quantities from the output of the detector simulation program, respectively. The number of events in a bin of Q^2 and W is denoted by N_{evt} ; ΔN_{had} is the number of hadrons in a bin of v . The generated hadron distributions do not include the charged particle decay products of K^0 's and Λ 's and of weakly decaying particles with a lifetime $> 10^{-8}$ s. For the expression in the numerator events and hadrons are sorted in bins of the generated kinematic variables and for the denominator in bins of the reconstructed variables. In this way the distributions have been corrected for losses of events and hadrons as well as for the effects of event migration, finite resolution and trigger biases.

The bin size in the hadron variables v was chosen to be comparable with the estimated resolution in v and it was checked that the correction factor neither deviates by more than 40% from unity nor depends strongly on v [38]. For models which adequately describe the data, the dependence of the correction factors on the model input was found to be small. The difference in $c(v)$ for different models was included in the systematic error.

The mean square of p_t^* ($\langle p_t^{*2} \rangle$) was corrected by:

$$\langle p_t^{*2} \rangle = \langle p_t^{*2} \rangle_{meas} \frac{\langle p_t^{*2} \rangle_{MC,gen}}{\langle p_t^{*2} \rangle_{MC,rec}}, \quad (5)$$

where $\langle p_t^{*2} \rangle_{meas}$ is the mean value of p_t^{*2} determined from the uncorrected data. The terms in the correction factor are defined as in equation 4. This method of correction is numerically more stable than the determination of $\langle p_t^{*2} \rangle$ from the acceptance corrected p_t^{*2} distributions.

The following sources of systematic uncertainties were studied:

- The model dependence of the correction factors $c(v)$ was estimated using two different models for the NRG and LRG event samples each. The CDMBGF and MEPS models were used to correct the NRG event sample and for the LRG event sample the POMPYT model with a hard quark density function (see Table 2) and the NZ model were

Table 2. Acronyms for the DIS models used in this report. For those generators marked by an asterisk, event samples have also been processed by the detector simulation and data reconstruction program. In all models the LUND string fragmentation model is used [27, 28]

Acronym	Description
QPM	Quark parton model + string fragmentation only
CDM	Colour dipole model [25, 26]
MEPS (*)	Parton shower [24] matched to complete $\mathcal{O}(\alpha_s)$ matrix element calculation (ME)
CDMBGF (*)	Colour dipole model combined with complete $\mathcal{O}(\alpha_s)$ matrix element calculation for the BGF process (ME)
POMPYT (*)	Model for diffractive DIS (assuming factorisation of the pomeron flux and the pomeron structure function) [33] with a hard quark density function for the pomeron $\propto [\beta(1-\beta)]$ or a soft quark density function for the pomeron $\propto [(1-\beta)^5]$
NZ (*)	Model for diffractive DIS (non factorisable ansatz) [35]

used. The relative systematic error of $1/N_{evt} \cdot dN_{had}/dx_F$ is $\sim 3\%$ and the one of $\langle p_t^{*2} \rangle$ is $\sim 7\%$.

- The analysis was done using two different strategies for track finding and vertex fitting as described in Sect. 5.2. The difference of the corrected x_F and p_t^* distributions obtained with both programs is used as an estimate of the systematic error from the track reconstruction. The relative systematic error of $1/N_{evt} \cdot dN_{had}/dx_F$ is $\sim 10\%$ and the one of $\langle p_t^{*2} \rangle$ is $\sim 4\%$.
- Systematic uncertainties in the determination of the four-momentum of the virtual photon may induce a systematic error in the hadron distributions measured as a function of x_F and p_t^* . The size of this systematic error was estimated from Monte Carlo events by using the generated four-momentum of the virtual photon rather than the reconstructed four-momentum. The Lorentz transformation with the generated values was then used to calculate the momenta of the reconstructed final state particles in the γ^*p cms and these values were compared to those obtained via the reconstructed virtual photon momentum. The relative systematic error of $1/N_{evt} \cdot dN_{had}/dx_F$ is $\sim 7\%$ and the one of $\langle p_t^{*2} \rangle$ is $\sim 5\%$.
- The sensitivity of the measurements on the track selection criteria has been investigated. The cut in the polar angle of the tracks was varied between 20° and 33° and/or it was required that superlayer 5 instead of superlayer 3 has to be reached by the track. The requirement of a minimum hadron momentum transverse to the beam direction in the laboratory frame, $p_{t,lab}$, was omitted. No significant changes in the results ($< 1\%$) have been observed.
- The effect of a possible misestimation of the momentum resolution in the detector simulation program was studied by evaluating the correction function with a resolution of the measured transverse momentum artificially increased by 100%. The size of this effect on $\langle p_t^{*2} \rangle$ and x_F was smaller than 1%.

The contributions of the above effects to the systematic error have been added in quadrature and are shown together with the statistical errors of the results in the tables and figures.

The shape of the correction factors to be applied to the measured hadron distributions of x_F and p_t^* as well as to $\langle p_t^{*2} \rangle$ is shown in Fig. 2 separately for NRG and LRG

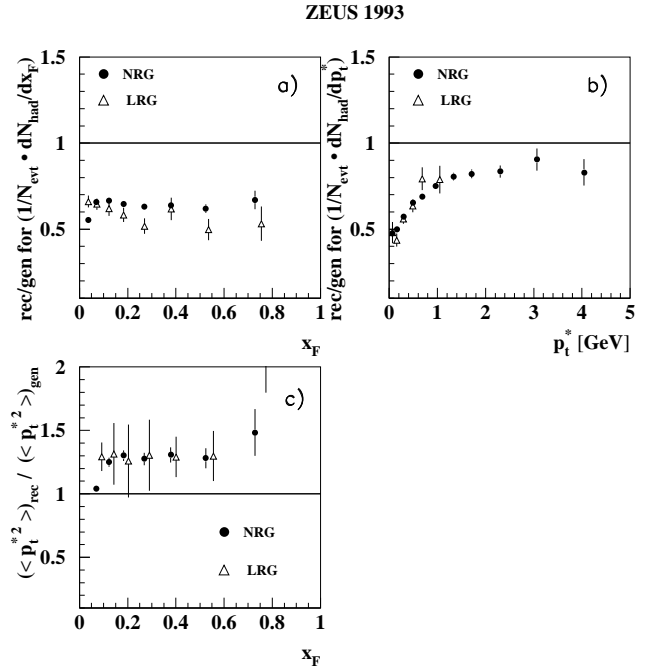


Fig. 2. Inverse of the correction functions $c(v)$ for **a)** the x_F and **b)** the p_t^* distribution in the range of $10 < Q^2 < 160 \text{ GeV}^2$ and $75 < W < 175 \text{ GeV}$, which are used to correct the NRG event sample (full points) and the LRG event sample (triangles). The inverse of the correction function for $\langle p_t^{*2} \rangle$ as a function of x_F in the same range of Q^2 and W is shown in **c)**

events. The size of the correction for both event classes is very similar.

7 Results

7.1 x_F and p_t^* distributions in NRG events

First the x_F and p_t^* distributions of charged hadrons in NRG events are discussed. In Fig. 3a the x_F distribution at $\langle W \rangle = 120 \text{ GeV}$ and $\langle Q^2 \rangle = 28 \text{ GeV}^2$ is compared with different models for hadron production in DIS. The x_F distribution falls steeply with increasing x_F . The results from the H1 experiment [39] agree well with this measurements.

ZEUS 1993

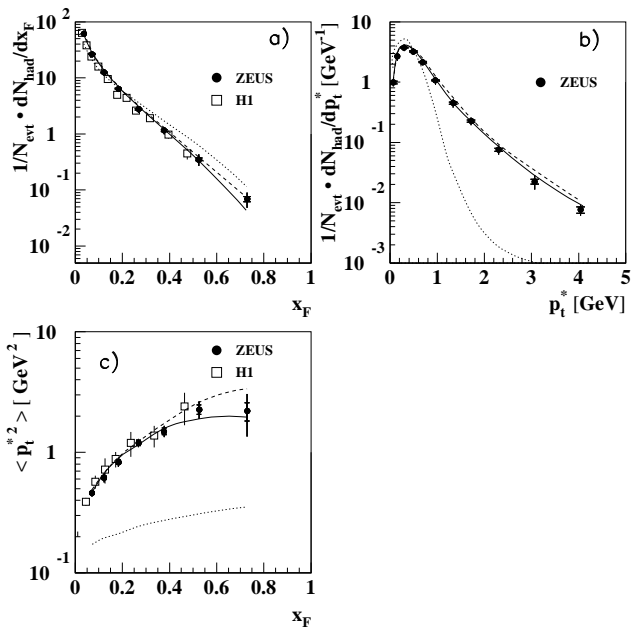


Fig. 3. Differential charged hadron multiplicities for NRG DIS events normalised by the number of events as a function of **a)** x_F and **b)** p_t^* for $x_F > 0.05$. **c)** $\langle p_t^{*2} \rangle$ as a function of x_F . For all plots the events are in a range $10 \leq Q^2 \leq 160 \text{ GeV}^2$ and $75 \leq W \leq 175 \text{ GeV}$. The predictions of two DIS Monte Carlo models including QCD processes are shown: the MEPS model (solid curve) and the CDMBGF model (dashed curve). The prediction of the QPM is given by the dotted curve. The results of this analysis in **a)** and **c)** are also compared to measurements of the H1 collaboration [39]

The data agree with those models, in which higher order QCD processes are included, such as MEPS (solid line) and CDMBGF (dashed line), but not with the naive quark parton model (QPM) (dotted line).

In Fig. 3b the p_t^* spectrum, which is integrated over $x_F > 0.05$ for the study of the current jet fragmentation, is compared with the same model calculations. The QPM model predicts a much steeper p_t^* distribution than the data show, whereas the MEPS model agrees well with the data. However, for closer investigation it is advantageous to take the mean square of p_t^* , $\langle p_t^{*2} \rangle$, a quantity which is more sensitive to the behaviour of the tail of the p_t^{*2} distribution.

Figure 3c shows the $\langle p_t^{*2} \rangle$ distribution as a function of x_F for $x_F \geq 0.05$. In any model, which allows for a transverse momentum of the partons, the rise of $\langle p_t^{*2} \rangle$ with increasing x_F is expected because a hadron with a higher value of x_F carries also a larger fraction of the transverse momentum of the primary parton. Again the MEPS and CDMBGF models describe the data while the QPM strongly underestimates the value of $\langle p_t^{*2} \rangle$.

In Fig. 3a,c the results from the H1 experiment are also shown [39]. The differential hadron multiplicities measured by ZEUS are listed in Table 3.

7.2 x_F and p_t^* spectra in LRG events

The x_F and p_t^* distributions from charged hadrons as well as $\langle p_t^{*2} \rangle$ as a function of x_F are shown in Fig. 4 separately

Table 3. Differential multiplicities for charged hadrons as a function of A) x_F and B) p_t^* ($x_F > 0.05$) and C) $\langle p_t^{*2} \rangle$ as a function of x_F for DIS events with $\eta_{max} > 1.5$ (NRG) in the range of $10 < Q^2 < 160 \text{ GeV}^2$ and $75 < W < 175 \text{ GeV}$. Statistical and systematic errors are given separately

A			
x_F	$\langle x_F \rangle$	$\frac{1}{N_{evt}} \frac{dN_{had}}{dx_F}$	
0.03 - 0.05	0.04	64.96	$\pm 0.78 \pm 10.53$
0.05 - 0.10	0.07	27.92	$\pm 0.34 \pm 4.27$
0.10 - 0.15	0.12	12.89	$\pm 0.23 \pm 1.97$
0.15 - 0.22	0.18	6.67	$\pm 0.13 \pm 0.97$
0.22 - 0.32	0.27	2.86	$\pm 0.07 \pm 0.45$
0.32 - 0.45	0.38	1.15	$\pm 0.04 \pm 0.15$
0.45 - 0.65	0.52	0.36	$\pm 0.02 \pm 0.08$
0.65 - 0.90	0.73	0.07	$\pm 0.006 \pm 0.02$
B			
p_t^* GeV	$\langle p_t^* \rangle$ GeV	$\frac{1}{N_{evt}} \frac{dN_{had}}{dp_t^*} \text{ GeV}^{-1}$	
0.00 - 0.10	0.07	1.05	$\pm 0.05 \pm 0.18$
0.10 - 0.20	0.15	2.84	$\pm 0.08 \pm 0.51$
0.20 - 0.40	0.30	3.89	$\pm 0.07 \pm 0.60$
0.40 - 0.60	0.49	3.34	$\pm 0.06 \pm 0.47$
0.60 - 0.80	0.69	2.24	$\pm 0.05 \pm 0.33$
0.80 - 1.20	0.96	1.10	$\pm 0.02 \pm 0.18$
1.20 - 1.50	1.33	0.47	$\pm 0.02 \pm 0.07$
1.50 - 2.00	1.71	0.23	$\pm 0.01 \pm 0.03$
2.00 - 2.75	2.30	0.08	$\pm 0.004 \pm 0.01$
2.75 - 3.50	3.07	0.03	$\pm 0.002 \pm 0.004$
3.50 - 5.00	4.04	0.01	$\pm 0.001 \pm 0.001$
C			
x_F	$\langle x_F \rangle$	$\langle p_t^{*2} \rangle \text{ GeV}^2$	
0.05 - 0.10	0.07	0.47	$\pm 0.01 \pm 0.02$
0.10 - 0.15	0.12	0.63	$\pm 0.02 \pm 0.04$
0.15 - 0.22	0.18	0.85	$\pm 0.04 \pm 0.03$
0.22 - 0.32	0.27	1.19	$\pm 0.06 \pm 0.06$
0.32 - 0.45	0.38	1.50	$\pm 0.09 \pm 0.13$
0.45 - 0.65	0.52	2.30	$\pm 0.19 \pm 0.33$
0.65 - 0.90	0.73	2.09	$\pm 0.33 \pm 0.66$

for the samples of LRG and NRG events. The values for the LRG events are tabulated in Table 4. The value of $\langle W \rangle$ is similar for both event samples, whereas $\langle Q^2 \rangle$ for the LRG events is lower by 30% than for the NRG events. The x_F distribution for the LRG events is falling less steeply when compared to that of the NRG events. The LRG data in Fig. 4 are reasonably well described by the POMPYPY (solid line) and the NZ (dashed line) models for diffractive DIS with the η_{max} cut applied. The QPM prediction for the x_F distribution of DIS events, shown by the dotted line in Fig. 4a, is slightly steeper than the x_F distribution for LRG events.

The p_t^* spectrum of LRG events is significantly less broad than that for the rest of the DIS events (Fig. 4b). This effect is highlighted in Fig. 4c. The mean values of p_t^{*2} in events with a large rapidity gap are smaller than for the NRG events by a factor of 2–5. From a comparison with DIS model calculations with and without simulating QCD radiation processes, it is found that the $\langle p_t^{*2} \rangle$ values for LRG events resemble those for DIS events with only a small amount of gluon radiation. This observation is in good agreement with ZEUS results from the analysis of the energy flow [21]. However, $\langle p_t^{*2} \rangle$ in LRG events is somewhat larger than predicted by the QPM (see dotted line in Fig. 4c), indicating that there is a non-zero contribution of higher order QCD processes in this class of events, too. This is confirmed

ZEUS 1993

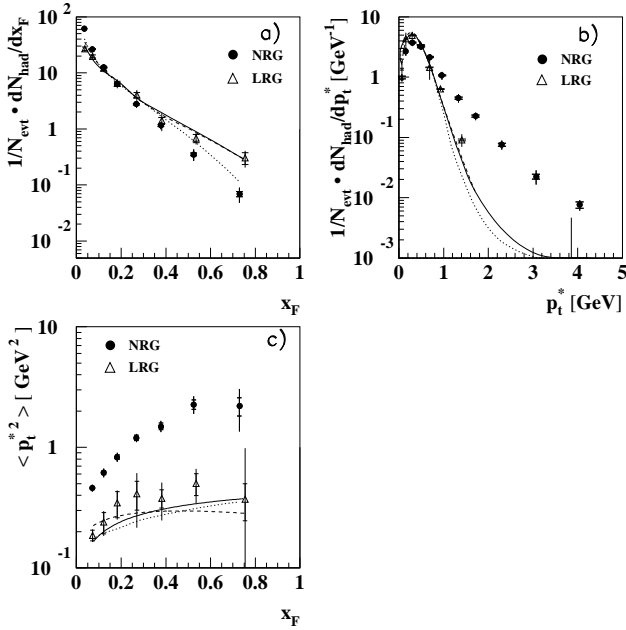


Fig. 4. Charged hadron distributions for $10 \leq Q^2 \leq 160 \text{ GeV}^2$ and $75 \leq W \leq 175 \text{ GeV}$ ($\langle Q^2 \rangle = 28 \text{ GeV}^2$ and $\langle W \rangle = 120 \text{ GeV}$). **a)** The x_F distribution, **b)** the p_t^* distribution for $x_F > 0.05$ and **c)** $\langle p_t^{*2} \rangle$ as a function of x_F are presented separately for NRG and LRG events. In all three figures the curves represent the results of the following model predictions: solid curve: POMPYPY with a hard pomeron structure function (see Table 2); dashed curve: model of Nikolaev and Zakharov; dotted curve: QPM

by the observation of DIS events with a large rapidity gap which exhibit a two-jet structure [40]. The model calculations for diffractive ep scattering slightly underestimate the measured values of $\langle p_t^{*2} \rangle$.

The inclusive distributions of LRG events have been found to have the properties of a diffractive interaction of a highly virtual photon with a proton [10]. Diffractive interactions in hadron-hadron reactions and photoproduction have been successfully described in the framework of Regge theory by the exchange of a pomeron [41]. Several models have been developed to describe this reaction in terms of parton interactions (e.g. [42, 43]). In this context it is interesting to test the hypothesis that the diffractive DIS process can be viewed as the ‘emission’ of a pomeron from the proton, which carries the fraction x_{pom} of the proton momentum, and a subsequent deep inelastic γ^* pomeron scattering, which occurs at a higher value of $x' = \frac{x}{x_{pom}}$. In this picture the relevant scale for the invariant mass of the hadronic final state should be given by M_X and not by W . In Fig. 5a $\langle p_t^{*2} \rangle$ as a function of x_F from the LRG events is compared with the results of a fixed target DIS experiment [5], where the invariant mass of the total hadronic final state ($\langle W \rangle = 14 \text{ GeV}$) is only slightly higher than the invariant mass of the hadronic final state observed in the LRG events ($\langle M_X \rangle = 8 \text{ GeV}$). The values of $\langle p_t^{*2} \rangle$ and the x_F distribution for both event samples agree reasonably well. This result supports the hypothesis that the transverse momentum space for the particle production is similar to DIS, where the

Table 4. Differential multiplicities for charged hadrons as a function of A) x_F and B) p_t^* ($x_F > 0.05$) and C) $\langle p_t^{*2} \rangle$ as a function of x_F for DIS events with $\eta_{max} < 1.5$ (LRG) in the range of $10 < Q^2 < 160 \text{ GeV}^2$ and $75 < W < 175 \text{ GeV}$. Statistical and systematic errors are given separately

A			
x_F	$\langle x_F \rangle$	$\frac{1}{N_{evt}} \frac{dN_{had}}{dx_F}$	
0.03 - 0.05	0.04	26.97 ± 1.88	± 2.55
0.05 - 0.10	0.07	19.70 ± 1.24	± 0.94
0.10 - 0.15	0.12	12.16 ± 1.02	± 1.51
0.15 - 0.22	0.18	6.49 ± 0.59	± 1.01
0.22 - 0.32	0.27	4.02 ± 0.45	± 0.82
0.32 - 0.45	0.38	1.41 ± 0.20	± 0.46
0.45 - 0.65	0.54	0.68 ± 0.12	± 0.16
0.65 - 0.90	0.75	0.31 ± 0.07	± 0.07
B			
p_t^* GeV	$\langle p_t^* \rangle$ GeV	$\frac{1}{N_{evt}} \frac{dN_{had}}{dp_t^*} \text{ GeV}^{-1}$	
0.00 - 0.10	0.07	1.36 ± 0.05	± 0.50
0.10 - 0.20	0.15	4.31 ± 0.11	± 1.11
0.20 - 0.40	0.30	4.91 ± 0.05	± 0.41
0.40 - 0.60	0.49	3.44 ± 0.04	± 0.34
0.60 - 0.80	0.68	1.45 ± 0.02	± 0.55
0.80 - 1.20	0.93	0.64 ± 0.01	± 0.045
1.20 - 2.00	1.41	0.09 ± 0.003	± 0.02
2.00 - 5.00	3.86	0.001 ± 0.001	± 0.004
C			
x_F	$\langle x_F \rangle$	$\langle p_t^{*2} \rangle \text{ GeV}^2$	
0.05 - 0.10	0.07	0.19 ± 0.02	± 0.01
0.10 - 0.15	0.12	0.24 ± 0.05	± 0.03
0.15 - 0.22	0.18	0.35 ± 0.08	± 0.04
0.22 - 0.32	0.27	0.41 ± 0.11	± 0.16
0.32 - 0.45	0.38	0.38 ± 0.07	± 0.11
0.45 - 0.65	0.54	0.50 ± 0.10	± 0.12
0.65 - 0.90	0.75	0.37 ± 0.13	± 0.60

ZEUS 1993

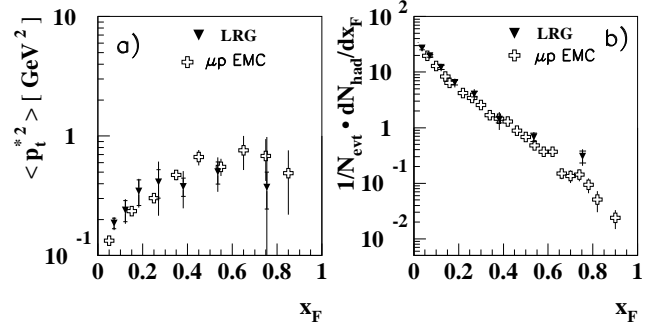


Fig. 5. Comparison of **a)** $\langle p_t^{*2} \rangle$ as a function of x_F and **b)** the x_F distribution for the LRG event sample (ZEUS) and DIS at low energy (EMC, $\langle W \rangle = 14 \text{ GeV}$). The mean value of M_X for the LRG event sample is $\langle M_X \rangle = 8 \text{ GeV}$

scale of the invariant mass is given by M_X rather than by W .

7.3 W and Q^2 dependence of x_F and p_t^* spectra

In Fig. 6a the x_F distribution from the NRG events is compared with that from e^+e^- annihilation events on the Z^0 resonance [44], where the value of the e^+e^- centre-of-mass energy is comparable to the value of W in the kinematic

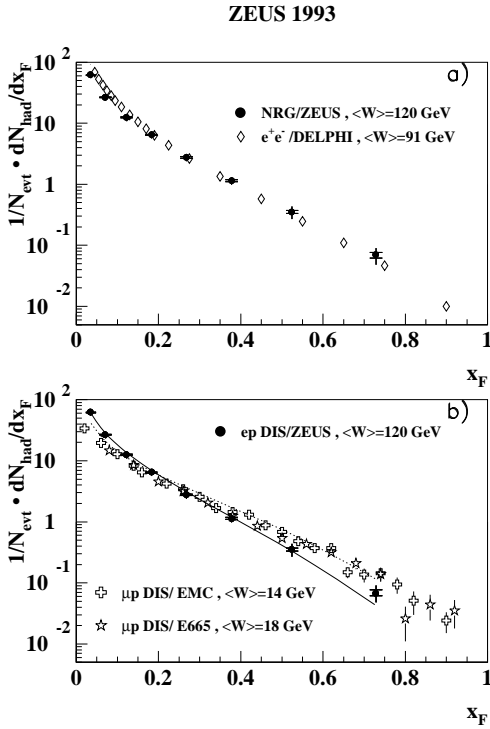


Fig. 6. a) x_F distribution from this analysis (NRG events) compared to results from e^+e^- annihilation on the Z^0 resonance ($W = 91$ GeV) [44]. **b)** x_F distribution from this analysis (NRG + LRG events) compared with results from μp DIS at $\langle W \rangle = 14$ GeV [46] and at $\langle W \rangle = 18$ GeV [47]. In **b)** the solid curve shows the prediction of the MEPS model calculation and the dotted curve that of the QPM at HERA energies

range analysed here. The differential rates for hadron production in e^+e^- annihilation were divided by two so that they correspond to a single hemisphere and can be directly compared with the results from DIS. The differential hadron multiplicity distribution in DIS at HERA energies agrees with that observed in e^+e^- collision events for $x_F \gtrsim 0.1$. This confirms the approximate independence of the hadron formation process from the type of the primary scattering objects, which most of the models assume [27, 45].

The x_F and $\langle p_t^{*2} \rangle$ distributions from this analysis are compared with those of DIS events at lower values of W [46, 47]. Since in fixed target experiments the DIS event sample has not been separated into NRG and LRG events, the NRG and LRG event samples have been combined for the comparison. The x_F and p_t^* distribution as well as $\langle p_t^{*2} \rangle$ as a function of x_F for the NRG+LRG event sample are given in Table 5. The distributions have been corrected using a combination of Monte Carlo event samples generated by the POMPYT and the CDMBGF Monte Carlo generator. The relative normalisation of the Monte Carlo samples has been fixed by fitting the sum of the reconstructed η_{max} distribution from the POMPYT and the CDMBGF Monte Carlo sample to the measured η_{max} distribution [21].

Figure 6b shows that the x_F distribution becomes significantly softer with increasing W . The prediction of the QPM, where no scale breaking effects due to QCD radiation are included, almost agrees with the result from the fixed

Table 5. Differential multiplicities for charged hadrons as a function of A) x_F and B) p_t^* ($x_F > 0.05$) and C) $\langle p_t^{*2} \rangle$ as a function of x_F for DIS events (combined NRG + LRG event sample) in the range of $10 < Q^2 < 160$ GeV² and $75 < W < 175$ GeV. Statistical and systematic errors are given separately

A			
x_F	$\langle x_F \rangle$	$\frac{1}{N_{evt}} \frac{dN_{had}}{dx_F}$	
0.03 - 0.05	0.04	62.99	$\pm 0.75 \pm 9.59$
0.05 - 0.10	0.07	27.48	$\pm 0.33 \pm 4.03$
0.10 - 0.15	0.12	12.86	$\pm 0.22 \pm 1.99$
0.15 - 0.22	0.18	6.67	$\pm 0.13 \pm 0.98$
0.22 - 0.32	0.27	2.90	$\pm 0.07 \pm 0.46$
0.32 - 0.45	0.38	1.18	$\pm 0.04 \pm 0.17$
0.45 - 0.65	0.52	0.37	$\pm 0.02 \pm 0.08$
0.65 - 0.90	0.73	0.08	$\pm 0.007 \pm 0.03$
B			
p_t^* GeV	$\langle p_t^* \rangle$ GeV	$\frac{1}{N_{evt}} \frac{dN_{had}}{dp_t^*}$ GeV ⁻¹	
0.00 - 0.10	0.07	1.10	$\pm 0.05 \pm 0.18$
0.10 - 0.20	0.15	2.92	$\pm 0.08 \pm 0.52$
0.20 - 0.40	0.30	3.98	$\pm 0.07 \pm 0.60$
0.40 - 0.60	0.49	3.35	$\pm 0.06 \pm 0.47$
0.60 - 0.80	0.69	2.22	$\pm 0.05 \pm 0.32$
0.80 - 1.20	0.96	1.07	$\pm 0.02 \pm 0.18$
1.20 - 1.50	1.33	0.45	$\pm 0.02 \pm 0.08$
1.50 - 2.00	1.71	0.22	$\pm 0.01 \pm 0.03$
2.00 - 2.75	2.30	0.07	$\pm 0.004 \pm 0.01$
2.75 - 3.50	3.07	0.02	$\pm 0.002 \pm 0.004$
3.50 - 5.00	4.04	0.01	$\pm 0.001 \pm 0.001$
C			
x_F	$\langle x_F \rangle$	$\langle p_t^{*2} \rangle$ GeV ²	
0.05 - 0.10	0.07	0.46	$\pm 0.01 \pm 0.02$
0.10 - 0.15	0.12	0.61	$\pm 0.02 \pm 0.04$
0.15 - 0.22	0.18	0.82	$\pm 0.04 \pm 0.03$
0.22 - 0.32	0.27	1.14	$\pm 0.06 \pm 0.06$
0.32 - 0.45	0.38	1.40	$\pm 0.08 \pm 0.11$
0.45 - 0.65	0.52	2.13	$\pm 0.18 \pm 0.39$
0.65 - 0.90	0.73	1.82	$\pm 0.28 \pm 0.56$

target experiments [7, 46, 47] but is very different from the result at HERA energies (dotted line in Fig. 6b). The effects of scaling violation in the x_F distributions of hadrons, which have been found to be small when measured in a limited interval of W and Q^2 [3, 5], become evident when studied over a large range of W and Q^2 . Models in which higher order α_s processes are considered (e.g. the MEPS model indicated by the full line in Fig. 6b) agree reasonably with the ZEUS data.

The mean value of p_t^{*2} as a function of x_F is shown in Fig. 7 for $\langle W \rangle = 120$ GeV (this analysis) and for $\langle W \rangle = 14$ GeV from the EMC collaboration [46]. Comparing the results at low W and high W there is a strong increase of $\langle p_t^{*2} \rangle$ by a factor of about three over the whole range of $x_F > 0.05$ going from $W = 14$ to 120 GeV. The comparison of the prediction from the QPM and the models including higher order QCD processes shows that QCD effects are much larger at HERA energies than at energies reached in fixed target experiments.

For a further analysis of the W and Q^2 dependence, $\langle p_t^{*2} \rangle$ was determined for two intervals in x_F and four bins of W at an average value for Q^2 of 28 GeV² (Fig. 8a) and four bins of Q^2 keeping W fixed at an average value of 120 GeV (Fig. 8b). The value of $\langle p_t^{*2} \rangle$ increases both with W and with Q^2 . The results are tabulated in the Tables 6 and 7.

Table 6. $\langle p_t^{*2} \rangle$ as a function of W in two intervals of x_F . Statistical and systematic errors are given separately

W GeV	$\langle W \rangle$ GeV	$0.1 < x_F < 0.2$		$0.2 < x_F < 0.4$	
		$\langle p_t^{*2} \rangle$ GeV ²		$\langle p_t^{*2} \rangle$ GeV ²	
77 - 95	86	0.59 ± 0.03	± 0.07	1.08 ± 0.08	± 0.13
95 - 122	108	0.67 ± 0.03	± 0.04	1.19 ± 0.08	± 0.10
122 - 141	132	0.74 ± 0.05	± 0.04	1.07 ± 0.09	± 0.18
141 - 173	157	0.78 ± 0.05	± 0.09	1.44 ± 0.10	± 0.12

Table 7. $\langle p_t^{*2} \rangle$ as a function of Q^2 in two intervals of x_F . Statistical and systematic errors are given separately

Q^2 GeV ²	$\langle Q^2 \rangle$ GeV ²	$0.1 < x_F < 0.2$		$0.2 < x_F < 0.4$	
		$\langle p_t^{*2} \rangle$ GeV ²		$\langle p_t^{*2} \rangle$ GeV ²	
10 - 20	14	0.59 ± 0.02	± 0.03	1.05 ± 0.05	± 0.07
20 - 40	28	0.77 ± 0.05	± 0.03	1.27 ± 0.09	± 0.04
40 - 80	54	0.86 ± 0.08	± 0.10	1.46 ± 0.16	± 0.17
80 - 160	110	0.96 ± 0.11	± 0.15	2.12 ± 0.34	± 0.77

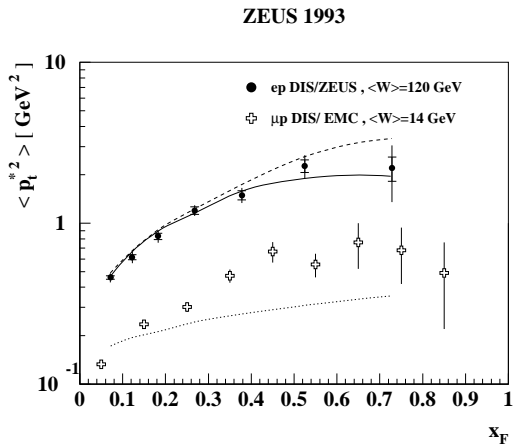


Fig. 7. $\langle p_t^{*2} \rangle$ as a function of x_F from this analysis (NRG + LRG events) compared to results from μp DIS at $\langle W \rangle \le 14$ GeV [46]. The curves show results from model calculations at HERA energy with the MEPS model (solid curve), the CDMBGF model (dashed curve) and the QPM (dotted curve)

These results are compared with those from a fixed target experiment at lower energies [5, 48]. The rise of $\langle p_t^{*2} \rangle$ with W , which had been observed already in the fixed target DIS experiments, continues in the range of W seen at HERA. However, the Q^2 -dependence in these two ranges of W is different. There is a large overlap of the Q^2 intervals covered. At HERA energies a rise of $\langle p_t^{*2} \rangle$ with Q^2 is observed, while at low W almost no dependence on Q^2 was found [5].

The results from the ZEUS experiment and the fixed target experiment are compared with model calculations in Fig. 9. The W -dependence is reasonably described by the MEPS (solid line) and CDMBGF models (dashed line). Also the colour dipole model without including the BGF process (dotted line) qualitatively reproduces the W dependence of $\langle p_t^{*2} \rangle$ but overestimates the absolute value. The Q^2 -dependence is also described by the MEPS and CDMBGF model but not by the colour dipole model (CDM) alone. The colour dipole model simulates higher order gluon radiation processes but the BGF process is not considered. The Q^2 dependence of $\langle p_t^{*2} \rangle$ shows that it is necessary to include

the explicit treatment of the BGF process as well in the simulation.

8 Conclusions

Measurements of differential charged hadron multiplicity distributions in DIS events have been presented in the centre-of-mass system of the virtual photon and the proton at a centre-of-mass energy of 296 GeV for $10 \leq Q^2 \leq 160$ GeV² and $75 \leq W \leq 175$ GeV.

The transverse momentum, p_t^* , and x_F distributions have been investigated separately for events with (LRG) and without a large rapidity gap (NRG) between the proton direction and the observed hadronic final state. In the whole range of $x_F > 0.05$ the values of $\langle p_t^{*2} \rangle$ for NRG events are much larger than those for the LRG events. These results confirm that gluon radiation in LRG events is strongly suppressed as compared to ‘standard’ DIS events at comparable W . A comparison of the data with the prediction of the QPM shows, however, that some QCD radiation is present also in LRG events.

The value of $\langle p_t^{*2} \rangle$ in the LRG events is similar to that observed in deep inelastic μp scattering experiments on fixed targets at low W ($\langle W \rangle \le 14$ GeV). This indicates that the multi-particle production in LRG events is similar to that in DIS at a scale of the final state invariant mass $W = M_X$, where M_X is the invariant mass of the observed hadronic final state X , excluding the proton.

The comparison of the x_F distributions in e^+e^- annihilation and in DIS events confirms the hypothesis that the hadron formation process in the current jet region is approximately independent of the type of the primary interacting particles.

The comparison of results presented here with those of DIS at low W from fixed target experiments allows a study of the development of QCD effects in the x_F and p_t^* distributions over a large range in W and Q^2 . A significant increase of $\langle p_t^{*2} \rangle$ with W is found. At HERA energies, the mean value of p_t^{*2} also rises with increasing Q^2 at fixed W . This can be understood in terms of the increase of the momentum space allowing the formation of more multi-jet events.

ZEUS 1993

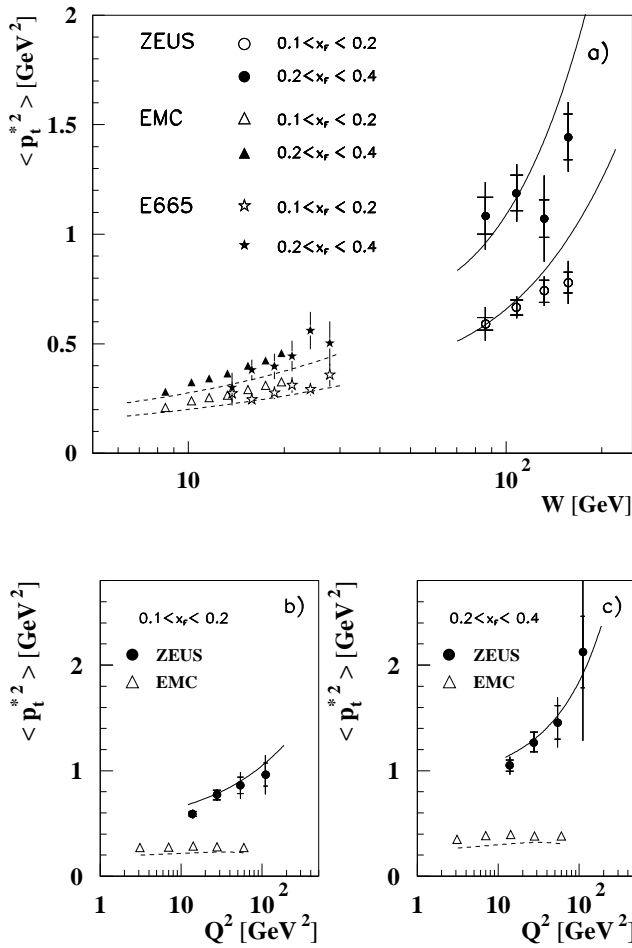


Fig. 8. $\langle p_t^{*2} \rangle$ in two intervals of x_F as a function of **a)** W and **b),c)** Q^2 compared with results from μp DIS experiments (EMC [5] and E665 [48]). The prediction of the MEPS Monte Carlo calculation is compared with the results of this analysis (solid curve) and of [5] (dashed curve)

Acknowledgements. The experiment was made possible by the inventiveness and the diligent efforts of the HERA machine group who continued to run HERA most efficiently during 1993. The design, construction and installation of the ZEUS detector has been made possible by the ingenuity and dedicated effort of many people from inside DESY and from the home institutes, who are not listed as authors. Their contributions are acknowledged with great appreciation. The strong support and encouragement of the DESY Directorate has been invaluable. We also gratefully acknowledge the support of the DESY computing and network services.

References

1. N. Schmitz, Int. J. Mod. Phys. A8 (1993) 2026.
2. ZEUS Collab., M. Derrick et al., Phys. Lett. B306 (1993) 158.
3. EMC Collab., J.J. Aubert et al., Phys. Lett. B114 (1982) 373.
4. EMC Collab., M. Arneodo et al., Nucl. Phys. B258 (1985) 249;
EMC Collab., M. Arneodo et al., Phys. Lett. B165 (1985) 222;
EMC Collab., M. Arneodo et al., Z. Phys. C31 (1986) 1.
5. EMC Collab., J. Ashman et al., Z. Phys. C52 (1991) 361.
6. EMC Collab., J.J. Aubert et al., Phys. Lett. B95 (1980) 306.
7. EMC Collab., M. Arneodo et al., Z. Phys. C36 (1986) 527.
8. EMC Collab., M. Arneodo et al., Phys. Lett. B149 (1984) 415.
9. ZEUS Collab., M. Derrick et al., Z. Phys. C67 (1995) 93.

ZEUS 1993

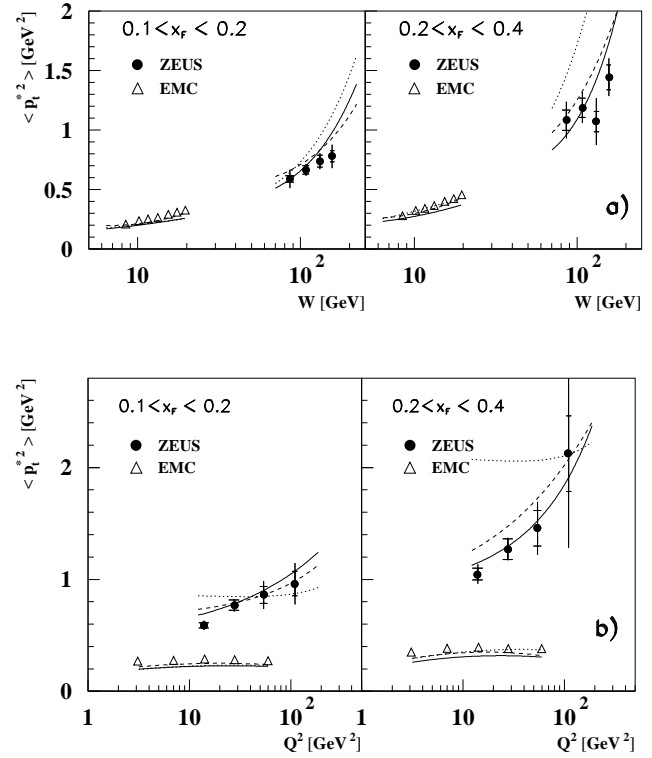


Fig. 9. a) W and **b)** Q^2 dependence of $\langle p_t^{*2} \rangle$ from EMC [5] and ZEUS data compared with different model predictions for the hadron formation: MEPS (solid curve), CDMBGF (dashed curve) and CDM (dotted curve). For the explanation of acronyms see Table 2

10. ZEUS Collab., M. Derrick et al., Phys. Lett. B315 (1993) 481.
11. ZEUS Collab., 'The ZEUS Detector', Status Report 1993, DESY.
12. ZEUS Collab., M. Derrick et al., Phys. Lett. B293 (1992) 465.
13. C. Alvisi et al., Nucl. Instrum. Methods A305 (1991) 30.
14. N. Harnew et al., Nucl. Instrum. Methods A279 (1989) 290;
B. Foster et al., Nucl. Phys. B (Proc. Suppl.) 32 (1993) 181;
B. Foster et al., Nucl. Instrum. Methods A338 (1994) 254.
15. M. Derrick et al., Nucl. Instrum. Methods A309 (1991) 77;
A. Andresen et al., *ibid.* A309 (1991) 101;
A. Caldwell et al., *ibid.* A321 (1993) 356;
A. Bernstein et al., *ibid.* A336 (1993) 23.
16. J. Andrusków et al., DESY 92-066 (1992).
17. W.H. Smith et al., Nucl. Instrum. Methods A355 (1995) 278.
18. S. Bentvelsen, J. Engelen and P. Kooijman, Proc. of the Workshop on Physics at HERA, DESY (1991) 23.
19. F. Jacquet and A. Blondel, Proc. of the Workshop on Study of an ep Facility for Europe, DESY 79/48 (1979) 391.
20. ZEUS Collab., M. Derrick et al., Z. Phys. C65 (1995) 379.
21. ZEUS Collab., M. Derrick et al., Phys. Lett. B338 (1994) 483.
22. R.E. Kalman, J. Basic Eng. 82 (1960) 35;
R.E. Kalman and R.S. Bucy, *ibid.* 83 (1961) 95;
P. Billoir and S. Qian, Nucl. Instrum. Methods A294 (1990) 219;
P. Billoir and S. Qian, *ibid.* A295 (1990) 492.
23. P. Billoir and S. Qian, Nucl. Instrum. Methods A311 (1992) 139.
24. G. Ingelman, Proc. of the Workshop on Physics at HERA, DESY (1991) 1366;
M. Bengtsson, G. Ingelman and T. Sjöstrand, Nucl. Phys. B301 (1988) 554.
25. L. Lönnblad, Proc. of the Workshop on Physics at HERA, DESY (1991) 1440;
L. Lönnblad, Comp. Phys. Comm. 71 (1992) 15.
26. B. Andersson et al., Phys. Rep. 97 (1983) 31.

27. B. Andersson et al., *Z. Phys.* C3 (1980) 223;
B. Andersson et al., *ibid.* C9 (1983) 233.
28. T. Sjöstrand, *Comp. Phys. Comm.* 39 (1986) 347;
T. Sjöstrand, *ibid.* 43 (1987) 367.
29. A. Kwiatowski, H. Spiesberger and H.-J. Möhring, *Proc. of the Workshop on Physics at HERA*, DESY (1991) 1294;
K. Charchuła, G. Schuler and H. Spiesberger, CERN-TH 7133/94.
30. A.D. Martin, R.G. Roberts and W.J. Stirling, *Phys. Lett.* B306 (1993) 145.
31. ZEUS Collab., M. Derrick et al., *Z. Phys.* C65 (1995) 379.
32. H1 Collab., T. Ahmed et al., *Nucl. Phys.* B439 (1995) 471.
33. G. Ingelman, *Proceedings of the Europhysics Conference on High Energy Physics in Marseille, France, July 1993*.
34. H.-U. Bengtsson and T. Sjöstrand, *Comp. Phys. Comm.* 46 (1987) 43;
T. Sjöstrand, CERN-TH 6488/92.
35. N.N. Nikolaev and B.G. Zakharov, *Z. Phys.* C53 (1992) 331.
36. A. Solano, Ph. D. Thesis, University of Torino 1993, unpublished.
37. R. Brun et al., Geant3, CERN DD/EE/84-1 (1987).
38. H. Beier, Diploma thesis, Univ. of Hamburg (1994), DESY Int. Report, F35D 94-07.
39. H1 Collab., I. Abt et al., *Z. Phys.* C63 (1994) 377.
40. ZEUS Collab., M. Derrick et al., *Phys. Lett.* B332 (1994) 228.
41. A. Donnachie and P.V. Landshoff, *Nucl. Phys.* B244 (1984) 322;
A. Donnachie and P.V. Landshoff, *ibid.* B267 (1985) 690.
42. G. Ingelman and P. Schlein, *Phys. Lett.* B152 (1985) 256.
43. N.N. Nikolaev and B.G. Zakharov, *Z. Phys.* C53 (1992) 331.
44. DELPHI Collab., P. Abreu et al., *Phys. Lett.* B311 (1993) 408.
45. R.D. Field and R. Feynman, *Nucl. Phys.* B136 (1978) 1.
46. EMC Collab., M. Arneodo et al., *Z. Phys.* C35 (1986) 417.
47. E665 Collab., M.R. Adams et al., FNAL-Pub 93/245-E (1993);
E665 Collab., M.R. Adams et al., *Phys. Lett.* B272 (1991) 163.
48. U. Ecker, Ph.D. thesis, Univ. of Wuppertal, WUB-DIS 91-1 (1991);
E665 Collab., M.R. Adams et al., *Phys. Lett.* B272 (1991) 163.