



UvA-DARE (Digital Academic Repository)

Néel transition of lattice fermions in a harmonic trap: a real-space dynamic mean-field study

Gorelik, E.V.; Titvinidze, I.; Hofstetter, W.; Snoek, M.; Blümer, N.

DOI

[10.1103/PhysRevLett.105.065301](https://doi.org/10.1103/PhysRevLett.105.065301)

Publication date

2010

Document Version

Final published version

Published in

Physical Review Letters

[Link to publication](#)

Citation for published version (APA):

Gorelik, E. V., Titvinidze, I., Hofstetter, W., Snoek, M., & Blümer, N. (2010). Néel transition of lattice fermions in a harmonic trap: a real-space dynamic mean-field study. *Physical Review Letters*, 105(6), 065301. <https://doi.org/10.1103/PhysRevLett.105.065301>

General rights

It is not permitted to download or to forward/distribute the text or part of it without the consent of the author(s) and/or copyright holder(s), other than for strictly personal, individual use, unless the work is under an open content license (like Creative Commons).

Disclaimer/Complaints regulations

If you believe that digital publication of certain material infringes any of your rights or (privacy) interests, please let the Library know, stating your reasons. In case of a legitimate complaint, the Library will make the material inaccessible and/or remove it from the website. Please Ask the Library: <https://uba.uva.nl/en/contact>, or a letter to: Library of the University of Amsterdam, Secretariat, Singel 425, 1012 WP Amsterdam, The Netherlands. You will be contacted as soon as possible.

UvA-DARE is a service provided by the library of the University of Amsterdam (<https://dare.uva.nl>)

Néel Transition of Lattice Fermions in a Harmonic Trap: A Real-Space Dynamic Mean-Field Study

E. V. Gorelik,¹ I. Titvinidze,² W. Hofstetter,² M. Snoek,³ and N. Blümer¹

¹*Institute of Physics, Johannes Gutenberg University, 55099 Mainz, Germany*

²*Institute for Theoretical Physics, Johann Wolfgang Goethe University, 60438 Frankfurt/Main, Germany*

³*Institute for Theoretical Physics, University of Amsterdam, 1090 GL Amsterdam, The Netherlands*

(Received 27 April 2010; revised manuscript received 15 June 2010; published 3 August 2010)

We study the magnetic ordering transition for a system of harmonically trapped ultracold fermions with repulsive interactions in a cubic optical lattice, within a real-space extension of dynamical mean-field theory. Using a quantum Monte Carlo impurity solver, we establish that antiferromagnetic correlations are signaled, at strong coupling, by an enhanced double occupancy. This signature is directly accessible experimentally and should be observable well above the critical temperature for long-range order. Dimensional aspects appear less relevant than naively expected.

DOI: 10.1103/PhysRevLett.105.065301

PACS numbers: 67.85.-d, 03.75.Ss, 71.10.Fd, 75.10.-b

Starting with the achievement of Bose Einstein condensation, ultracold atomic gases have led to fascinating insights in quantum many-body phenomena [1]. With the recent experimental successes in realizing quantum degenerate [2] and strongly interacting [3,4] Fermi gases in optical lattices, such systems are widely considered as highly tunable *quantum simulators* of condensed matter [5]: in principle, most solid-state Hamiltonians of interest are accessible by selecting appropriate fermionic flavors, interactions, and lattice parameters [6]. The recent observation of the fermionic Mott transition in binary mixtures of ⁴⁰K in three-dimensional simple-cubic lattices [3,4] marks important progress in this respect.

A major current challenge is the realization and detection of quantum magnetism, i.e., spontaneous magnetic order, in ultracold atoms. For bosons in optical lattices, correlated particle tunneling [7] and superexchange [8]—basic mechanisms underlying quantum magnetism—have already been observed. Moreover, indications for a ferromagnetic Stoner instability have recently been found in a trapped spin-1/2 Fermi gas [9]. However, the antiferromagnetic (AF) phase, which is generic for Hubbard-type models and many classes of solids at low temperatures, has not yet been seen in cold fermions in optical lattices. So far, experimental progress in this direction is mainly sought by trying to cool the systems down to a central entropy per particle $s \lesssim \log(2)/2$ required for long-range AF order on a cubic lattice [10–12] (which is a factor of 2 below current average entropies [13]).

Because of the intrinsic inhomogeneity of trapped atomic clouds, even the qualitative interpretation of experimental data may rely on corresponding quantitative simulations (e.g., of cloud compressibilities across the Mott transition [4]). An appropriate quantitative theory of AF ordering in fermions in an optical lattice should therefore capture strong correlation effects as well as the spatial inhomogeneity at the temperatures of experimental interest. The dynamical mean-field theory (DMFT) is well

established as a powerful, nonperturbative approach to interacting Fermi systems in three dimensions [14,15]. Spatial inhomogeneities of the optical lattice can be captured within a real-space extension of the method (RDMFT) [16,17] or, approximately, by applying DMFT within a local density approximation (LDA). In either case, the accessible parameter ranges and the numerical accuracy depend on the method chosen as DMFT impurity solver. So far mainly the numerical renormalization group (NRG) has been used in this context, which is reliable at low temperature T , but leads to artifacts at elevated T [4]. Thus, only ground state properties [17] and effects with weak temperature dependences, such as the suppression of the compressibility at paramagnetic Mott transitions or crossovers [18], are adequately captured by NRG [4,19]. In contrast, quantum Monte Carlo (QMC) based methods are precise and even numerically cheap at or above the T ranges relevant for AF ordering and accessible in cold-atom experiments.

Observables routinely measured in solids, e.g., using x-ray or neutron diffraction, may be hard to access in cold-atom based systems. In particular, the detection of the AF order parameter, although in principle possible via noise correlations [20] or Bragg spectroscopy [21], is highly nontrivial. It is, therefore, essential to identify fingerprints of AF phases that are easily accessible in current experiments. Ideally, such observables should also be sensitive to precursor effects, monitoring the approach to the ordered phase.

In this Letter, we present Hirsch-Fye QMC [22] based RDMFT studies of trapped spin-1/2 lattice fermions at low to intermediate T , employing a massively parallel code [23]. We demonstrate that the onset of AF correlations at low T is signaled, for sufficiently strong interactions, by a significantly enhanced double occupancy D . This signature, which had been missed so far even in studies of the homogeneous Hubbard model, appears ideal in the cold-atom context, since (i) D is directly accessible experimen-

tally and (ii) its enhancement measures nearest-neighbor AF correlations which are expected as a precursor effect already above the Néel temperature. We find strong proximity effects (beyond LDA) at the interfaces between AF and paramagnetic regions, implying that RDMFT is important for quantitative studies of ordering phenomena in inhomogeneous systems. Our detailed predictions provide essential guidance to experimentalists.

Model and methods.—Balanced mixtures of spin-1/2 fermions in an optical lattice are well described by the Hubbard model (with trapping potential $V_i = V_0 r_i^2/a^2$),

$$\hat{H} = -t \sum_{\langle ij \rangle, \sigma} \hat{c}_{i\sigma}^\dagger \hat{c}_{j\sigma} + U \sum_i \hat{n}_{i\uparrow} \hat{n}_{i\downarrow} + \sum_{i, \sigma} (V_i - \mu) \hat{n}_{i\sigma}. \quad (1)$$

Here, $\hat{n}_{i\sigma} = \hat{c}_{i\sigma}^\dagger \hat{c}_{i\sigma}$, $\hat{c}_{i\sigma}$ ($\hat{c}_{i\sigma}^\dagger$) are annihilation (creation) operators for a fermion with (pseudo) spin $\sigma \in \{\uparrow, \downarrow\}$ at site i (with coordinates \mathbf{r}_i), t is the hopping amplitude between nearest-neighbor sites $\langle ij \rangle$, $U > 0$ is the on-site interaction, and μ is the chemical potential. In the following, we choose $V_0 = 0.05t$ for a nearly realistic confinement [24] and use t as the energy unit.

The RDMFT approach [16,17] is based on the following expression for the Green function matrix G for spin σ and Matsubara frequency $i\omega_n = i(2n+1)\pi T$:

$$[G_\sigma(i\omega_n)]_{ij}^{-1} = t_{ij} + [i\omega_n + \mu - V_i - \Sigma_{i\sigma}(i\omega_n)]\delta_{ij}. \quad (2)$$

Here the only approximation is the DMFT assumption of a local (i.e., site-diagonal) self-energy Σ , which corresponds to the momentum independence of Σ in translation-invariant systems [14]. The standard DMFT impurity problems, one for each inequivalent lattice site, are solved using the Hirsch-Fye QMC algorithm [22] (in each of typically 10–20 DMFT iterations); Trotter errors in the raw data are eliminated by extrapolation of the imaginary-time discretization $\Delta\tau \rightarrow 0$ [25,26]. Because of the relatively high T considered here, statistical errors can be avoided as well in full enumerations of the Hubbard-Stratonovich fields, which improves the data for ordered phases at large $U \geq 12t$. The resulting precision is much better than achievable with NRG [23]. This remains true within the “slab” approximation, in which the full system is reconstructed from the properties of a central set of planes with periodic boundary conditions in all directions [23]. The entropy S is not directly accessible in QMC simulations; therefore we use the thermodynamic relation $S(\mu, T) = \int_{-\infty}^{\mu} d\mu' \partial N(\mu', T) / \partial T$ (for total particle number N) [4,23].

Results.—We consider a fermionic cloud confined in a cubic lattice for $\mu = U/2$, i.e., for half filling at the center (at least within LDA) and focus, initially, on a moderately strong interaction $U = 12t$, equal to the bandwidth W . In Fig. 1, the core shows a nearly perfect staggered magnetization (first row) at low T (left column). With increasing T (from left to right), both the extent of the ordered region and its polarization decrease until the order is lost at the bulk Néel temperature $T_N \approx 0.46t$. Unfortunately, this most obvious signature of AF order is not directly acces-

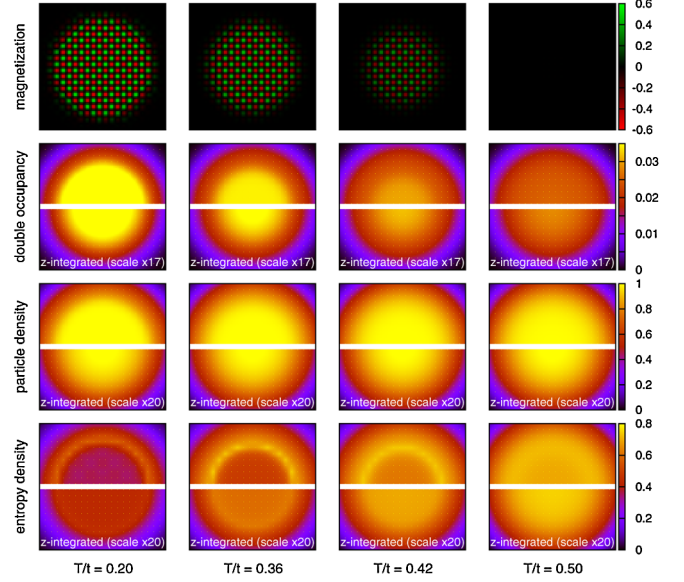


FIG. 1 (color online). First row: AF order in central plane of atomic cloud (in cubic optical lattice) for intermediate coupling $U = W = 12t$. At low $T \lesssim 0.2t$ (left column), a large AF core is strongly polarized (nearly 90%); with increasing T , both extent and magnitude of the AF order decay. Second row: the double occupancy (top half: central density, bottom half: column density) is strongly enhanced in AF regions; in contrast, the density (3rd row, top: central, bottom: column) shows little T dependence. 4th row: entropy densities (top: central, bottom: column).

sible experimentally, since single-site resolution [27] has not yet been achieved for three-dimensional systems. The Néel transition is also not detectable via the particle density profiles (third row), as they hardly change at this scale. In contrast, the double occupancy $D_i = \langle n_{i\uparrow} n_{i\downarrow} \rangle$ provides a pronounced signal: at high T , it is featureless in the center, with a maximum value of about 0.025. Only at low T , it is enhanced, by up to 50%, in the emerging central antiferromagnetic core. This signal remains strong even after integrating over the line of sight (z axis) as in most experimental detection schemes; resulting column density plots are shown in the lower halves of the split images in Fig. 1. We note that total double occupancies have already been measured with relative accuracies of 20% [3]; a higher precision and spatial resolution appear feasible. Entropy, on the other hand, cannot be measured *in situ*; thus, its suppression in the AF core (Fig. 1 bottom) is not visible experimentally.

The observed enhancement of D is also present in the homogeneous Hubbard model at half filling (cf. Fig. 2), for which the underlying mechanism is most easily explained. For high T thermal fluctuations prevail, which increase D with increasing temperature towards the uncorrelated limit $D_i \rightarrow \langle n_{i\uparrow} \rangle \langle n_{i\downarrow} \rangle$; this effect has already been used in thermometry (comparing, e.g., to high- T expansions) [13]. Conversely, quantum fluctuations in the metallic Fermi-liquid regime can significantly increase D for $T \rightarrow 0$; this manifestation of the Kondo effect has been discussed in the

context of Pomeranchuk cooling (without taking the low- T AF phase into account) [10,11,28]. In contrast, the enhancement seen in Fig. 1 is a *strong-coupling effect* close to half filling as illustrated in Fig. 2: In a fully developed AF state (a), a central spin-up atom (central black arrow) can hop virtually to all $Z = 6$ next neighbors, lowering its energy (in 2nd order) to $E_{\text{AF}} = -Zt^2/U$. In contrast, half of the neighboring sites are (on average) forbidden by the Pauli principle in a paramagnetic state (b), thus $E_p = -Zt^2/(2U)$. By $D = dE/dU$ (valid at $T = 0$), the argument implies $D_{\text{AF}}/D_p \xrightarrow{U \rightarrow \infty} 2$. Thus, nearest-neighbor AF correlations can double D compared to the paramagnet at large U and low T . Ferromagnetic correlations, on the other hand, would suppress D .

The DMFT data shown in Fig. 2(c) for a half-filled homogeneous system confirm this (dimension independent) picture: At $U = 18t$ (dashed line), the double occupancy increases strongly below $T_N \approx 0.33t$ (arrow); the relative enhancement at $T \approx 0.2t$ exceeds 70%, as best seen in the scaled view of Fig. 2(d). In contrast, no temperature dependence is visible in the paramagnetic phase, which may be continued artificially (thin lines) down to $T = 0$. Although the relative AF enhancement of D is smaller at $U = 12t$ (solid lines), both the larger absolute scale and the larger $T_N \approx 0.46$ make this parameter more favorable for experiment, whereas thermal fluctuations are still small at $T \approx T_N$. The strong-coupling effect vanishes rapidly for smaller U ; at $U = 9t$ (dash-dotted line), the AF correlations even lead to a reduction of D .

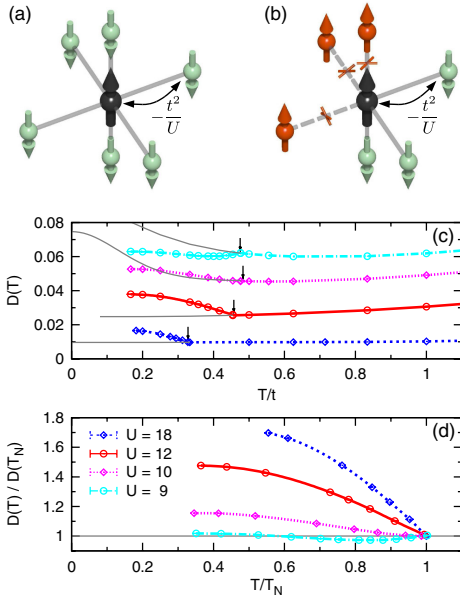


FIG. 2 (color online). Illustration of mechanism for enhanced double occupancy (at strong coupling) in the AF state (a) compared to a paramagnetic state (b); see text. (c) DMFT-QMC estimates of double occupancy at half filling versus T for various interactions U ; arrows indicate corresponding Néel temperatures. Thin lines: results for metastable paramagnetic phase. (d) same data scaled to values of critical point.

For quantitative predictions, let us now return to RDMFT results for inhomogeneous systems. As seen in Fig. 3(a), the order parameter (thick lines) is nearly constant in the AF core at $T = 0.25t$, with $m_{\text{stag}}^{\text{max}} \gtrsim 0.8$ for $U/t = 9, 10, 12$ and $m_{\text{stag}}^{\text{max}} \approx 0.7$ for $U = 18t$, before it slowly decays to zero. The width of the transition region (3 to 4 lattice spacings) must be attributed to proximity effects [17] since the phase boundaries are sharp within LDA (thin lines). The double occupancies [thick lines in panel (e)] show strong enhancement throughout the AF core in comparison with (enforced) paramagnetic solutions (thin lines) for $U/t = 12, 18$; for $U \lesssim 10t$, the latter yield even larger D in the center. As seen in Fig. 3(c), the relative enhancement of D is almost equal for $U = 12t$ and $U = 18t$ at this fixed temperature [cf. Fig. 2(c)]; the strong deviations between RDMFT and LDA solutions indicate significant proximity effects for all U . At larger $T = 0.42t$, the AF order is generally weakened (and disappears for $U = 18t$) as shown in Fig. 3(b); the transitions also become smoother, especially towards the shrinking core. Both effects result in a smaller enhancement of D for $U = 12t$ [Fig. 3(d) and 3(f)].

Let us, finally, discuss whether the double occupancy retains its clear signals for AF correlations in averages over large parts of the cloud [3]. This is indeed the case, as shown in Fig. 4 for $U = 12t$: although the total fraction $D_{\text{frac}} = 2\sum_i D_i/N$ of atoms on doubly occupied sites (circles) is temperature dependent also at elevated temperatures, due to the impact of the metallic shell, the strong increase in the AF phase at $(T/t)^2 \lesssim 0.2$ can clearly be

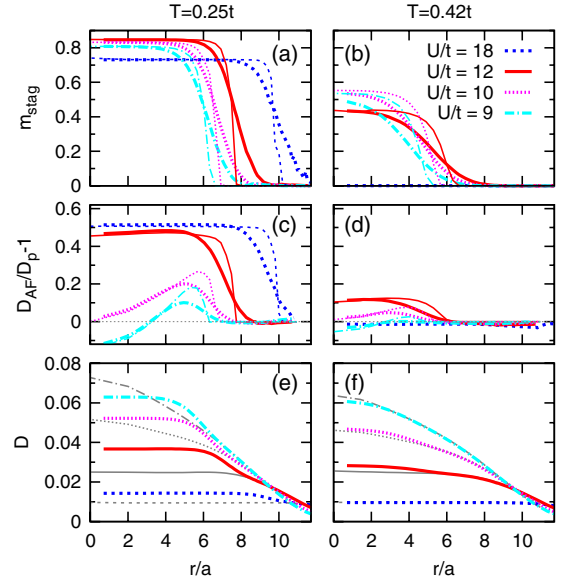


FIG. 3 (color online). Radial dependence of staggered magnetization (top row) and double occupancy (bottom row) for $V = 0.05t$ at temperature $T = 0.25t$ (left column) and $T = 0.42t$ (right column). The central row shows the relative enhancement of D in the AF phase. Thick lines correspond to RDMFT data; thin lines represent LDA results in (a)–(d) and paramagnetic calculations in (e)–(f).

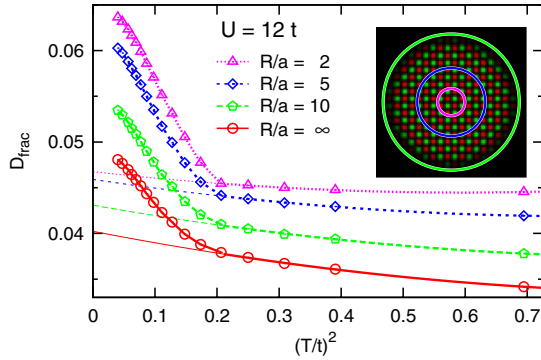


FIG. 4 (color online). Fraction of atoms on doubly occupied lattice sites as a function of squared temperature; circles represent RDMFT results for the full cloud; polygons correspond to measurements along a Gaussian beam of radius R , as illustrated in the inset. Thick lines are quadratic fits for $(T/t)^2 \geq (T_N/t)^2 \approx 0.21$ (and guides to the eye below); their extrapolations $T \rightarrow 0$ are shown as thin lines.

distinguished from the extrapolated paramagnetic behavior (thin solid line). As expected, the signal becomes sharper when the measurements are concentrated [29] towards the AF core; for $R = 2a$ (triangles in Fig. 4) the slope of the curve is negligible above T_N , so that the increase of D_{frac} with the onset of AF is almost as pronounced as in the homogeneous case (Fig. 2).

Conclusion.—In this Letter, we have presented the first simulation of the Néel transition in fermions confined in an optical lattice at full DMFT accuracy, using a new QMC based RDMFT implementation for realistic trap parameters. We have found that the onset of AF order at low T is signaled in the strong-coupling regime ($U \gtrsim W = 12t$) by an enhanced double occupancy. This is a very specific signature of antiferromagnetism since D is (nearly) temperature independent in the paramagnetic phase in this regime (for $T \lesssim t/2$ and within DMFT).

It is clear that nonlocal correlations (beyond DMFT) will affect some of the results of this study: e.g., *long-range* AF order can be expected in three dimensions only about 25% below T_N^{DMFT} [30]. On the other hand, DMFT can reproduce recent QMC measurements of $D(T)$ in two dimensions [31] (for $U/t = 8$ [32] and low T) within 10%; even the temperature scale T_{spin} for *short-range* AF correlations [31] is only 10% below T_N^{DMFT} (at $U/t = 8$). We may therefore expect our predictions for $D(T)$ to be quantitatively accurate in three dimensions, up to a shift of the kink from T_N^{DMFT} to the true T_N . In particular, the low-temperature enhancements of D should set in around T_N^{DMFT} , as a signature of increasing *short-range* AF correlations. High-precision measurements of the double occupancy will thus be able to reveal AF correlations (as a precursor for AF order) at essentially the temperatures or entropies reached in current experiments.

We thank I. Bloch, P. G. J. van Dongen, A. Georges, H. Moritz, U. Schneider, and S. Wessel for valuable discus-

sions. Support by the DFG within the Sonderforschungsbereich SFB/TR 49 and by the John von Neumann Institute for Computing is gratefully acknowledged.

- [1] I. Bloch, J. Dalibard, and W. Zwerger, *Rev. Mod. Phys.* **80**, 885 (2008).
- [2] M. Köhl, H. Moritz, Th. Stöferle, K. Günter, and T. Esslinger, *Phys. Rev. Lett.* **94**, 080403 (2005).
- [3] R. Jördens, N. Strohmaier, K. Günter, H. Moritz, and T. Esslinger, *Nature (London)* **455**, 204 (2008).
- [4] U. Schneider *et al.*, *Science* **322**, 1520 (2008).
- [5] I. Bloch, *Science* **319**, 1202 (2008).
- [6] D. Jaksch and P. Zoller, *Ann. Phys. (N.Y.)* **315**, 52 (2005).
- [7] S. Fölling *et al.*, *Nature (London)* **448**, 1029 (2007).
- [8] S. Trotzky *et al.*, *Science* **319**, 295 (2008).
- [9] G. B. Jo *et al.*, *Science* **325**, 1521 (2009).
- [10] F. Werner, O. Parcollet, A. Georges, and S. R. Hassan, *Phys. Rev. Lett.* **95**, 056401 (2005).
- [11] L. De Leo, C. Kollath, A. Georges, M. Ferrero, and O. Parcollet, *Phys. Rev. Lett.* **101**, 210403 (2008).
- [12] S. Wessel, *Phys. Rev. B* **81**, 052405 (2010).
- [13] R. Jördens *et al.*, *Phys. Rev. Lett.* **104**, 180401 (2010).
- [14] G. Kotliar and D. Vollhardt, *Phys. Today* **57**, No. 3, 53 (2004).
- [15] A. Georges, G. Kotliar, W. Krauth, and M. Rozenberg, *Rev. Mod. Phys.* **68**, 13 (1996).
- [16] R. W. Helmes, T. A. Costi, and A. Rosch, *Phys. Rev. Lett.* **100**, 056403 (2008).
- [17] M. Snoek, I. Titvinidze, C. Töke, K. Byczuk, and W. Hofstetter, *New J. Phys.* **10**, 093008 (2008).
- [18] E. V. Gorelik and N. Blümer, *Phys. Rev. A* **80**, 051602(R) (2009).
- [19] R. W. Helmes, T. A. Costi, and A. Rosch, *Phys. Rev. Lett.* **101**, 066802 (2008).
- [20] E. Altman, E. Demler, and M. D. Lukin, *Phys. Rev. A* **70**, 013603 (2004).
- [21] T. A. Corcovilos *et al.*, *Phys. Rev. A* **81**, 013415 (2010).
- [22] J. Hirsch and R. Fye, *Phys. Rev. Lett.* **56**, 2521 (1986).
- [23] N. Blümer and E. V. Gorelik, [arXiv:1006.2716](https://arxiv.org/abs/1006.2716) [Comput. Phys. Commun. (to be published)].
- [24] This yields $\omega = 2\pi \times 226$ Hz for $\lambda = 738$ nm and $s = V_0/E_R = 8$ [4]. For $\lambda = 1064$ nm and $s = 7$ ($s = 12$) one obtains $\omega = 2\pi \times 125$ Hz ($\omega = 2\pi \times 69$ Hz) [3].
- [25] N. Blümer and E. Kalinowski, *Physica (Amsterdam)* **359B–361B**, 648 (2005).
- [26] N. Blümer, *Phys. Rev. B* **76**, 205120 (2007).
- [27] W. S. Bakr, J. I. Gillen, A. Peng, S. Fölling, and M. Greiner, *Nature (London)* **462**, 74 (2009).
- [28] A.-M. Daré, L. Raymond, G. Albinet, and A.-M. S. Tremblay, *Phys. Rev. B* **76**, 064402 (2007).
- [29] We assume a detection probability for density and double occupation at site \vec{r}_i of $p = \exp[-(x_i^2 + y_i^2)/R^2]$.
- [30] R. Staudt, M. Dzierzawa, and A. Muramatsu, *Eur. Phys. J. B* **17**, 411 (2000); P. R. C. Kent, M. Jarrell, T. A. Maier, and Th. Pruschke, *Phys. Rev. B* **72**, 060411(R) (2005).
- [31] Th. Paiva *et al.*, *Phys. Rev. Lett.* **104**, 066406 (2010).
- [32] This interaction corresponds to $U/t = 8\sqrt{3}/2 \approx 10$ on a cubic lattice (relevant scale: $\sqrt{2}t$).