

UvA-DARE (Digital Academic Repository)

From bioavailability science to regulation of organic chemicals

Ortega-Calvo, J.J.; Harmsen, J.; Parsons, J.R.; Semple, K.T.; Aitkin, M.D.; Ajao, C.; Eadsforth, C.; Galay-Burgos, M.; Naidu, R.; Oliver, R.; Peijnenburg, W.J.G.M.; Römbke, J.; Streck, G.; Versonnen, B.

DOI

[10.1021/acs.est.5b02412](https://doi.org/10.1021/acs.est.5b02412)

Publication date

2015

Document Version

Final published version

Published in

Environmental Science and Technology

[Link to publication](#)

Citation for published version (APA):

Ortega-Calvo, J. J., Harmsen, J., Parsons, J. R., Semple, K. T., Aitkin, M. D., Ajao, C., Eadsforth, C., Galay-Burgos, M., Naidu, R., Oliver, R., Peijnenburg, W. J. G. M., Römbke, J., Streck, G., & Versonnen, B. (2015). From bioavailability science to regulation of organic chemicals. *Environmental Science and Technology*, *49*(17), 10255-10264. <https://doi.org/10.1021/acs.est.5b02412>

General rights

It is not permitted to download or to forward/distribute the text or part of it without the consent of the author(s) and/or copyright holder(s), other than for strictly personal, individual use, unless the work is under an open content license (like Creative Commons).

Disclaimer/Complaints regulations

If you believe that digital publication of certain material infringes any of your rights or (privacy) interests, please let the Library know, stating your reasons. In case of a legitimate complaint, the Library will make the material inaccessible and/or remove it from the website. Please Ask the Library: <https://uba.uva.nl/en/contact>, or a letter to: Library of the University of Amsterdam, Secretariat, Singel 425, 1012 WP Amsterdam, The Netherlands. You will be contacted as soon as possible.

UvA-DARE is a service provided by the library of the University of Amsterdam (<https://dare.uva.nl>)

From Bioavailability Science to Regulation of Organic Chemicals

Jose-J. Ortega-Calvo,^{*,†} Joop Harmsen,[‡] John R. Parsons,[§] Kirk T. Semple,^{||} Michael D. Aitken,[⊥] Charmaine Ajao,[#] Charles Eadsforth,[∇] Malyka Galay-Burgos,[○] Ravi Naidu,[◆] Robin Oliver,[¶] Willie J. G. M. Peijnenburg,^{∞,★} Jörg Römbke,[⊗] Georg Streck,[♣] and Bram Versnoren[#]

[†]Instituto de Recursos Naturales y Agrobiología de Sevilla (IRNAS-CSIC), Apartado 1052, E-41080-Seville, Spain

[‡]Alterra-Wageningen UR, P.O. Box 47, 6700 AA Wageningen, The Netherlands

[§]Institute for Biodiversity and Ecosystem Dynamics (IBED), University of Amsterdam, P.O. Box 94240, 1092 GE Amsterdam, The Netherlands

^{||}Lancaster Environment Centre, Lancaster University, LA1 4YQ Lancaster, United Kingdom

[⊥]Department of Environmental Sciences and Engineering, University of North Carolina, Chapel Hill, 27599-7431 North Carolina, United States

[#]European Chemicals Agency (ECHA), Annankatu 18, 00120 Helsinki, Finland

[∇]Shell Health, Brabazon House, Thrapwood Road, Concord Business Park, M22 9PS Manchester, United Kingdom

[○]European Centre for Ecotoxicology and Toxicology of Chemicals (ECETOC), 2 Avenue E. van Nieuwenhuysse (Bte 8), B-1160 Brussels, Belgium

[◆]University of Newcastle and CRC CARE, University Drive, NSW 2308 Callaghan, Australia

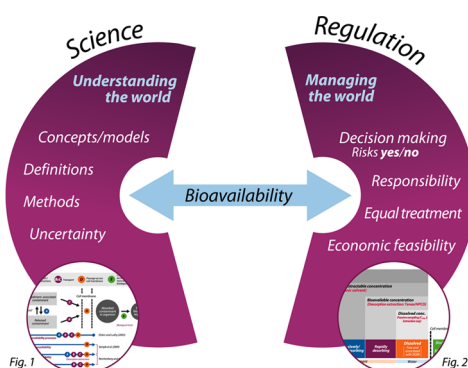
[¶]Syngenta, Jealott's Hill International Research Centre, Bracknell, Berkshire, United Kingdom

[∞]National Institute of Public Health and the Environment (RIVM), Center for Safety of Substances and Products, 3720 BA Bilthoven, The Netherlands

[★]Institute of Environmental Sciences (CML), Leiden University, 2300 RA Leiden, The Netherlands

[⊗]ECT Oekotoxikologie GmbH, Böttgerstr. 2-14, D-65439 Flörsheim, Germany

[♣]European Commission, DG for Internal Market, Industry, Entrepreneurship and SMEs, REACH Unit, B-1049 Bruxelles, Belgium



The bioavailability of organic chemicals in soil and sediment is an important area of scientific investigation for environmental scientists, although this area of study remains only partially recognized by regulators and industries working in the environmental sector. Regulators have recently started to consider bioavailability within retrospective risk assessment frameworks for organic chemicals; by doing so, realistic decision-making with regard to polluted environments can be achieved, rather than relying on the traditional approach of using total-extractable concentrations. However, implementation remains difficult because scientific developments on bioavailability are not always translated into ready-to-use approaches for regulators. Similarly, bioavailability remains largely unexplored within prospective regulatory frameworks that address the approval and regulation of organic chemicals. This article discusses bioavailability concepts and methods, as

well as possible pathways for the implementation of bioavailability into risk assessment and regulation; in addition, this article offers a simple, pragmatic and justifiable approach for use within retrospective and prospective risk assessment.

INTRODUCTION

Straightforward approaches are required to assess the risks associated with contaminated sites and chemicals that require regulation. However, realistic assessments must also include the consideration of bioavailability. To enable regulatory decisions, the fraction of a chemical present in soil or sediment that is available for uptake, and for causing adverse effects to biota within a given time span, should be explicitly considered. Moreover, such decisions must rely on measurements made using established and, preferably, standardized methods. In this paper, we summarize the current state of knowledge on bioavailability science and translate this knowledge into a simple, pragmatic and justifiable approach for use in prospective and retrospective assessment and management of risk.

A recent search of articles published since 1996, carried out using the Web of Science database and the search-terms “bioavailability/organic/pollutant”, identified 2028 papers with 59 776 citations.¹ Despite this, the application of “bioavailability” in the risk assessment (RA) of soil and sediments remains very limited, and assessments are routinely based on the total extractable chemical concentrations alone, even if it

Published: July 31, 2015

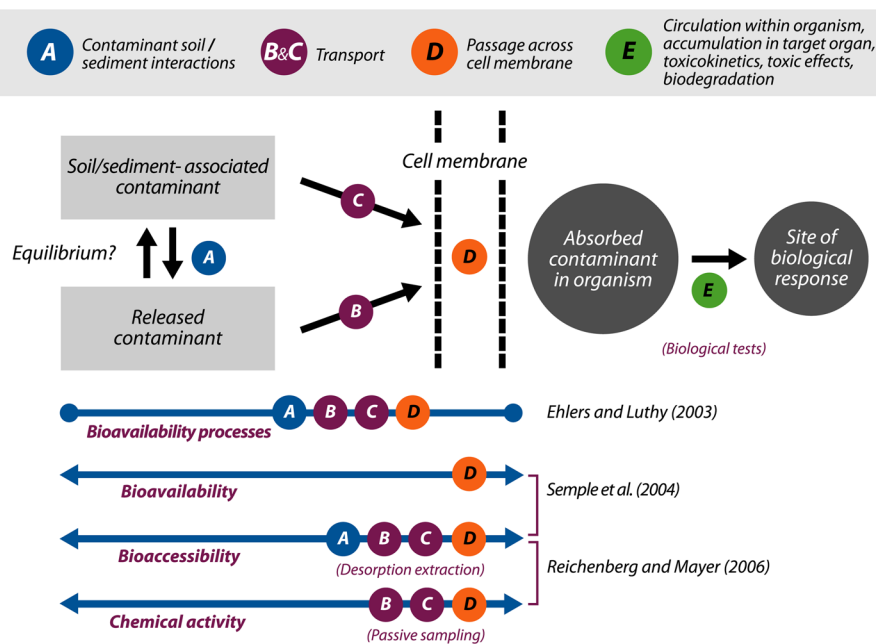


Figure 1. Overview of scientific concepts of the bioavailability of organic chemicals, as explained by Ehlers and Luthy (2003),¹⁴ Semple et al. (2004),¹⁵ and Reichenberg and Mayer (2006).¹⁶ Using the same framework, the figure places different schools of thought that have dissected bioavailability into the different processes that are involved (A to E), the dissimilar end points (bioaccessibility and chemical activity), and the different methodologies (desorption extraction, passive sampling and biological tests). Each of these processes, end points and methods has been considered differently in a wide variety of bioavailability scenarios. Depending on the schools and processes investigated, bioavailability can be examined through chemical activity, the potential of the contaminant for direct transport and interaction with the cell membrane (processes B, C, and D), or bioaccessibility measurements, which incorporate the time-dependent phase exchange of the contaminant between the soil/sediment and the water phase (process A). Depending on biological complexity, the passage of the contaminant molecule across the cell membrane (process D) may represent multiple stages within a given organism before the site of biological response is reached (process E).

can be shown that most of the chemical burden is either nonmobile or nonbioavailable. At the moment, risk characterization, which is based on total contaminant loading, is an overly protective, conservative approach that minimizes liability should something go wrong and transfers cost to the owners of the contaminated sites. In spite of the recent shift to a more risk-based assessment strategy, the implementation of bioavailability knowledge for the production of a more pragmatic, site-specific approach is still uncommon.

Retrospective RA targets the identification and evaluation of the potential negative effects of chemical substances (e.g., from contaminated soil and water) and is implemented through national legislation on soil contamination.^{2,3} In contrast, prospective RA is carried out in the context of the market authorizations of chemicals. In Europe, the latter is implemented at the legislative level mainly by means of regulations (e.g., REACH Regulation,⁴ Plant Protection Products Regulation,⁵ and Biocidal Products Regulation⁶). At present, total extractable concentrations are used for both forms of regulatory RA. However, over the past few years there has been growing acknowledgment of the need to include bioavailability in risk assessment frameworks. Methods that consider bioavailability have also been promoted for the purpose of water and sediment monitoring.⁷ This has led to the inclusion of a bioavailability-specific method (passive sampling, see below) in the guidance provided under the Water Framework Directive.^{8,9} However, this approach is only included as a complementary method. Similarly, the guidance of regulatory frameworks based on prospective RA highlights the relevance of bioavailability.^{10,11} The European Centre for Ecotoxicology and Toxicology of Chemicals (ECETOC) has

recently proposed chemical-residue extraction approaches for use in soil/sediment degradation studies that fractionate the total residue on the basis of biological relevance rather than on the basis of extraction efficiency alone. These approaches are designed to differentiate the concentration of the residue that is bioavailable and hence relevant from that which is non-bioavailable and hence not relevant in the RA.¹²

As the knowledge base of bioavailability science continues to grow, new possibilities and refinements may be identified, expanding the potential for implementation. To facilitate the inclusion of bioavailability within RA frameworks, agreement between scientists, regulators and industry is required regarding the incorporation of bioavailability knowledge into existing structures, to obtain a more realistic estimation of risk. One major question remains: are we ready for this? In a brief but unconstrained presentation of the most established scientific knowledge on bioavailability, this article aims to bridge the gap between the scientific and regulatory community.

■ THE STATE-OF-THE-ART IN BIOAVAILABILITY SCIENCE

For bioavailability to be accepted by environmental regulators and incorporated into RA frameworks, two questions must be addressed: (1) what is meant by “bioavailability”, and (2) how should it be measured? Over the last 30 years, numerous publications have discussed the concepts and definitions of bioavailability. These are illustrated in Figure 1. However, the discussions have not always considered how these definitions might be used to provide relevant and measurable data to support RA and remediation. This uncertainty has fuelled the reluctance of the regulatory/RA community to include

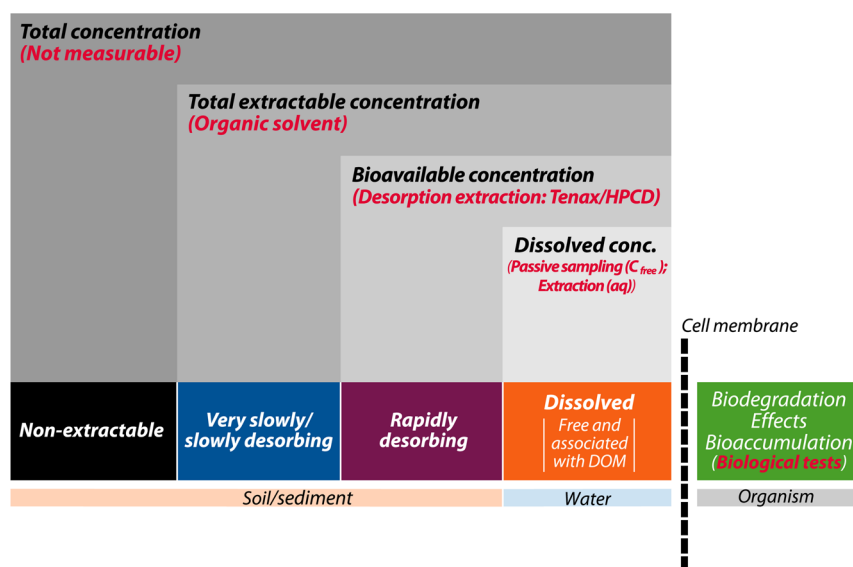


Figure 2. Measurement of bioavailability: a simplified scheme for use in regulation. The color boxes at the left of the cell membrane represent the distribution of pollutant molecules among four classes (nonextractable, very slowly/slowly desorbing, rapidly desorbing and water-dissolved) in soils and sediments. In our scheme, the bioavailable chemical is represented by the rapidly desorbing and dissolved concentrations. The chemical methods able to measure the pollutant present in each specific fraction are given in the gray boxes. The green box to the right of the cell membrane represents the processes that occur within the organism exposed to the pollutant. These biological processes can also serve as the basis for standard methods of bioavailability measurements. Modified from Brand et al. (2013).²

“bioavailability” within RA and management procedures. For example, a survey conducted in the UK on the applicability of bioavailability in risk-based regulation contacted 375 local authorities, with the results revealing that 70% of the respondents thought bioavailability would be useful in supporting decision making.¹³ However, 78% expressed concern that the lack of statutory guidelines was hampering the application of bioavailability to the RA and management of contaminated land.

Depending on the scientific approach, different definitions of bioavailability have been developed. Figure 1 shows several of the definitions accepted by scientists. The main schools of thought consider bioavailability (focusing on the aqueous or dissolved contaminant), bioaccessibility (incorporating the rapidly desorbing contaminant in the exposure), and chemical activity (determining the potential of the dissolved contaminant for biological effects).^{14–16} Ehlers and Luthy (2003) summarized the findings, for retrospective situations, of the NRC Committee on Bioavailability of Contaminants in Soil and Sediments, in which “bioavailability” was not defined; rather, the merits of “bioavailability processes” in assessing contaminated soils and sediments were discussed.¹⁴ The concept of bioavailability was further discussed by Semple et al.,^{15,17} who identified and defined the “bioaccessible” and “bioavailable” fractions: after a certain exposure time, bioaccessibility extends beyond bioavailability, encapsulating what is bioavailable, as well as potentially bioavailable (rapidly desorbing contaminant), which may be determined using chemical methods.¹⁷ With the development of passive samplers, Reichenberg and Mayer applied the concepts of chemical activity and bioaccessibility to the description of bioavailability.¹⁶ Similarly, the International Organization for Standardization (ISO) perceived bioavailability as a relevant issue by highlighting that exposure time is important, particularly with regard to the choice of method.¹⁸

For prospective situations, the regulatory approval of chemicals, particularly pesticides, has involved the use of ¹⁴C-labeled chemicals in well-defined systems.^{19–21} For most chemicals, persistent, residual ¹⁴C-activity often remains in the soil, even after the most aggressive solvent extractions have been performed. This residual ¹⁴C-activity is defined as the nonextractable residue (NER). NERs can usually be quantified only if ¹⁴C-labeled (and also ¹³C-labeled) chemicals are used,²² and they are not a measurable parameter in retrospectively contaminated soil or sediments. NERs may be defined as the chemical itself associated with mineral and/or organic matter fractions. However, if care is not applied, NERs may also describe the transformation products of ¹⁴C within microbial biomass (biochemical components), or even ¹⁴C-carbonates, and undefined ¹⁴C-transformation products. These assimilated residues (known as biogenic NERs) are of no ecotoxicological concern.²² Thus, in prospective RA, it is important that the potential for the extensive formation of such residues is taken into account when considering the significance of NER and bound residues.

In this section, four key concepts have been introduced: bioavailability, bioaccessibility, chemical activity, and NERs. Bioaccessibility, chemical activity and NERs are well-known terms within the research community but are less commonly used or understood in the public/regulatory domains, compared with bioavailability. Therefore, it is important to be aware of the differences between scientific and regulatory perception; these differences serve as key motivation for this paper. In regulatory decision-making scenarios, a greater degree of clarity, predictability, and perhaps, greater simplicity are required than in science. In addition to characterizing the risks, an estimation of the uncertainties of the methods is required for robust and pragmatic regulatory decision making. However, other factors may influence the decision making process. For example, who is responsible, what are the costs, and for what purpose will the land be used? The complexities of the science

of bioavailability should not make decision making more complex or uncertain. To implement bioavailability within RA and management, decisions must be clearly articulated and well-justified, so that they can be understood by nonexperts and incorporated into existing frameworks.

In our proposal, the concept of bioavailability considers the importance of an organism's cell membrane (Figure 2). Only the molecules of the chemical that can interact with or pass across a biological membrane are considered to be bioavailable. Of course, this is dependent on the morphological and physiological properties of the organisms, the soil/sediment-contaminant contact time, the physicochemical characteristics of the chemical(s) and the properties of the soil or sediment, as well as the properties of other phase materials, such as tar, oil or black carbon. To have bioavailability included within the RA and management of contaminated systems, the following should be understood by interested parties: (1) organic chemicals are sorbed to soil/sediment and sorption becomes stronger with time (aging); (2) desorption and remobilization from these sites will take more time and, therefore, putative toxicity will decline; and (3) only the rapidly desorbing and the aqueously dissolved molecules of the chemical are bioavailable, as illustrated in Figure 2. The assessments of soil/sediment and the target chemical should be based on two measurable values: the total extractable concentration measured with a suitable method, and the bioavailable concentration as measured with a well-defined and explainable chemical method (desorption extraction, passive sampling or aqueous extraction) or the effect of the bioavailable concentration on an organism (biological tests). In our model, we consider slowly desorbing chemicals not to be bioavailable. We understand that this is a simplification, in scientific terms. However, this simplification is powerful because it enables the regulator to discriminate risks. Maintaining this distinction will facilitate the substitution of our proposed model for the old model, which is based on total concentrations.

■ CHEMICAL METHODS FOR MEASURING BIOAVAILABILITY

Figure 2 mentions the chemical and biological approaches that can be used to measure the bioavailability of organic chemicals. The principles and application of chemical methods have been reviewed elsewhere.^{23,24} The choice of method depends on the objectives and may differ for scientific research, as opposed to investigations for regulatory purposes. For regulatory purposes, methods must be suitable for all soils or sediments and chemicals and, preferably, should be standardized.^{19,25}

The pioneering work on bioavailability originally used mild extractants (e.g., methanol–water mixtures and butanol) to measure the bioavailable fractions of organic chemicals in soil.²⁶ These and other methods have had an important role in demonstrating the environmental relevance of bioavailability. These methods later evolved into mechanistically based approaches to determine bioavailability, providing data suitable for use in fate models. During the recent development of the ISO guideline on bioavailability, it was decided that these methods should be standardized.¹⁸ For organic chemicals, two possible approaches were identified:^{23,24} (1) methods based on the desorption of the target chemicals from soil or sediment by an extractant operating as an infinite sink, and (2) methods that measure the chemical concentration freely dissolved solely in the aqueous phase.

The results of infinite sink methods using Tenax^{28–33} and cyclodextrin^{34–38} extraction during approximately 20 h are currently used to predict toxicity and biodegradation, and are in the process of being standardized.³⁹ The results of these methods represent and define what is referred to as the rapidly desorbing fraction. The second complementary approach is the use of passive sampling to determine the freely dissolved concentration as a measure of the chemical activity of organic chemicals in soils and sediments.¹⁶ This approach proposes that chemical activity drives bioavailability (Figure 1). Passive sampling has been performed with different systems in which chemicals partition between the dissolved phase and a solid or liquid sampling phase without significantly affecting the soil–water or sediment–water equilibrium. Different materials have been tested for nonpolar chemicals and polymers such as polyoxymethylene, polydimethylsiloxane and polyethylene, are routinely used.⁴⁰ Polar organic chemical integrative samplers and solid phase microextraction with materials such as polyacrylate are used for the passive sampling of polar chemicals.^{41,42} Using these methods, the measured concentrations of the freely dissolved chemicals are orders of magnitude lower than those calculated using the distribution coefficients (K_{oc}) of the chemicals, and therefore, their bioavailability can be considered to be lower than predicted.⁴³

■ BIOLOGICAL METHODS FOR MEASURING BIOAVAILABILITY

Protecting an organism from a toxic chemical means that the bioavailability of the chemical for that organism should be known. There is only one way to ensure that a chemical method is representative for the actual exposure (and, potentially, the effects) suffered by an organism, that is, showing that such chemical measurements are closely linked to the biological process driven by exposure. As ISO 17402 states, this can be directly accomplished by using that organism to measure the effect, accumulation or degradation of a given chemical.¹⁸ Several (mostly standardized by ISO and OECD) ecotoxicological test methods are available to determine bioavailability in the soil and sediment compartments.⁴⁴ These methods were developed in the context of prospective RA, but they are also applicable in retrospective RA. They focus primarily on invertebrates and, to a lesser degree, on plants or microorganisms (the latter, only in soil). The bioavailability of a wide range of specific chemicals for these biological groups is relatively well studied. Examples include polycyclic aromatic hydrocarbons (PAHs),⁴⁵ pentachlorophenol,⁴⁶ and pesticides in general.⁴⁷ It is obvious that, because of the high number of organic chemicals (which may end up in soils), the large range in soil properties (which may influence the availability of these chemicals) and the taxonomic, physiological and behavioral diversity of soil biota (which may react quite differently to chemical pollution), there is no single test method that can be used. Therefore, a battery of tests, which consists of methods that reflect the various combinations of chemicals, soils and organisms, as well as the different putative exposure pathways, is necessary.⁴⁴

The European (prospective) regulation on plant-protection products⁴⁸ already uses a suite of tests, including an earthworm reproduction test,⁴⁹ collembolan reproduction test,⁵⁰ predatory mite reproduction test,⁵¹ plant seedling emergence test,⁵² and plant vegetative vigor test.⁵³ These tests include the two main biotic groups that must be protected in soils (invertebrates and plants) and consider the different putative exposure pathways,

that is, via pore water and soil (earthworms and Collembola), via food (mites), and via pore water and air (plants). Different taxonomic groups (e.g., Arthropoda, Oligochaeta) and morphological/physiological (i.e., hard- and soft-bodied) groups are also included. Comparable requirements also exist for pharmaceuticals.⁵⁴ Other standardized tests (e.g., Enchytraeidae, Nematoda) might be needed to establish robust relationships between bioavailable fractions and to conduct assessments for other groups of chemicals. In some cases, test methods that have not yet been standardized may be helpful (e.g., with Isopoda).⁵⁵

Information on the potential for the biodegradation of chemicals is relevant for both prospective RA and retrospective RA, and this process may also be affected by bioavailability. The OECD biodegradation guidelines are the most widely used for regulatory purposes and are the basis for the biodegradation testing demanded in the U.S. and E.U.^{4,56,57} Methods for assessing biodegradability in soil (OECD 304) using ¹⁴C-labeled chemicals are suitable for studying the kinetics of biodegradation and the transformation pathways. As mentioned above, the results of these biodegradability tests are very comparable with those of the infinite sink chemical methods; therefore, biodegradability tests are suitable biological methods for estimating the bioavailability of biodegradable chemicals.^{30,38,58,59} If both measurements are made, the more conservative result (corresponding to the higher amount of the chemical released, and therefore bioavailable) can be used as the indicator of risk.

■ APPLICATIONS OF BIOAVAILABILITY IN RETROSPECTIVE RISK ASSESSMENT

Retrospective management of contaminated soil has been commonly practiced in the industrialized world since the 1970s. Measurements of the (total) concentrations of contaminants, such as metals, PAHs, polychlorinated biphenyls (PCBs), and pesticides, made it clear that a large number of sites have been contaminated. In many countries, quantifying the total, maximum allowable and background concentrations of chemicals in soil and sediments has made it possible to identify contaminated sites. However, the risks tend to be overestimated when total extractable concentrations have been used, resulting in the remediation of potentially contaminated sites that did not pose significant risk to receptors. Although bioavailability is not commonly used, there are a relatively small number of examples in which such measurements have been considered in the management of contaminated sites. Examples from two countries, (1) The Netherlands, with a focus on risk-related values, and (2) Australia, where the focus was on remediation, are presented.

In The Netherlands, the list of maximum allowable concentrations addresses specific land uses, such as natural areas, agriculture, living, playgrounds, and industrial sites. The values are defined for a standard soil having 10% organic matter (OM) and measured values are required to be corrected by the actual % OM of the soil to accommodate different soil types. Although this was not the explicit intention when developing the system, the correction factor in practice turned out to be a first attempt to apply standard values on the basis of the bioavailable fractions, and in combination with land use, they are more risk based. Sequestering and strong specific binding are not accounted for by this correction, and the corrected value does not always explain the bioavailability and risks. As a step toward the implementation of bioavailability in this model,

a general protocol for considering bioavailability in a higher-tier risk evaluation was agreed upon by experts in The Netherlands² and has been applied to specific sites with contaminated sediments (including harbors) and a large area (450 ha) of diffuse contaminated soil using desorption extraction and/or passive sampling methods as described in this paper. The sites were contaminated mainly with hydrophobic persistent chemicals like PAHs, PCBs and/or mineral oil. The proposal for the inclusion of bioavailability in the generic regulation in retrospective RA has not yet been implemented.

Australia is an example of pioneering work on the introduction of bioavailability in full-scale land management given the recent introduction of bioavailability and in particular metal and metalloid bioavailability in its National Environment Protection Measure (NEPM). While organic contaminant bioavailability is yet to be incorporated in the Assessment of Site Contamination (ACS) at the NEPM, it is nevertheless included in contaminated site risk characterization.^{60,61} Research toward the development of standard operating procedures is the focus of Australian studies with a view to inclusion of bioavailability in the next revision of the ACS-NEPM. Indeed, up to 60% of contaminated sites, with the majority in the urban environment, are likely to include organic contaminants. Despite an expenditure for remediation exceeding three billion Australian dollars per annum, less than 10% of the sites have been remediated over the past 20 years, with most of the remediation carried out through excavation and disposal in landfills. It has also been recognized that some remediated sites were most likely otherwise safe from an exposure perspective. Therefore, it was necessary to change the governing policies. One important tool was the explanation of bioavailability to regulators using the concepts given in this paper, which made it possible to design new remediation methods. If organic chemicals are immobilized, the flux from the soil to the pore water is low, usually too low for the contaminant to pose risks. The underlying basis for this approach is to demonstrate to regulators using appropriate indicators, that the toxic contaminant, once immobilized, will not be bioavailable over time and hence poses no risk to receptors.⁶² Jurisdiction in Australia now recognizes that the process of aging can be accelerated via chemically induced immobilization, which results in a rapid decline in bioavailability. An example of successful immobilization-based remediation using a modified clay sorbent in Australian soils has been documented for pollution by perfluorooctanesulfonate, a highly recalcitrant contaminant.⁶³ After treatment, the bioavailable concentration of the chemical, measured as the concentration in the water phase, remained below the detection limit, and no toxicity to earthworms was observed. Another example is the successful immobilization of DDT in soil by a modified clay.⁶⁴ Activated carbon has also been used in Australia, as is the case in the U.S. and E.U.,^{65,66} to decrease the bioavailability of PCBs and PAHs in soils and sediments.⁶²

The global exchange of experience will be important for future developments. Guidelines are necessary for further applications of remediation in which modifying bioavailability has a central role. A good example of such a guideline is the so-called TRIAD approach (only recently completed as an ISO standard).⁶⁷ The tiered approach described in this standard is also an important part of our proposal.

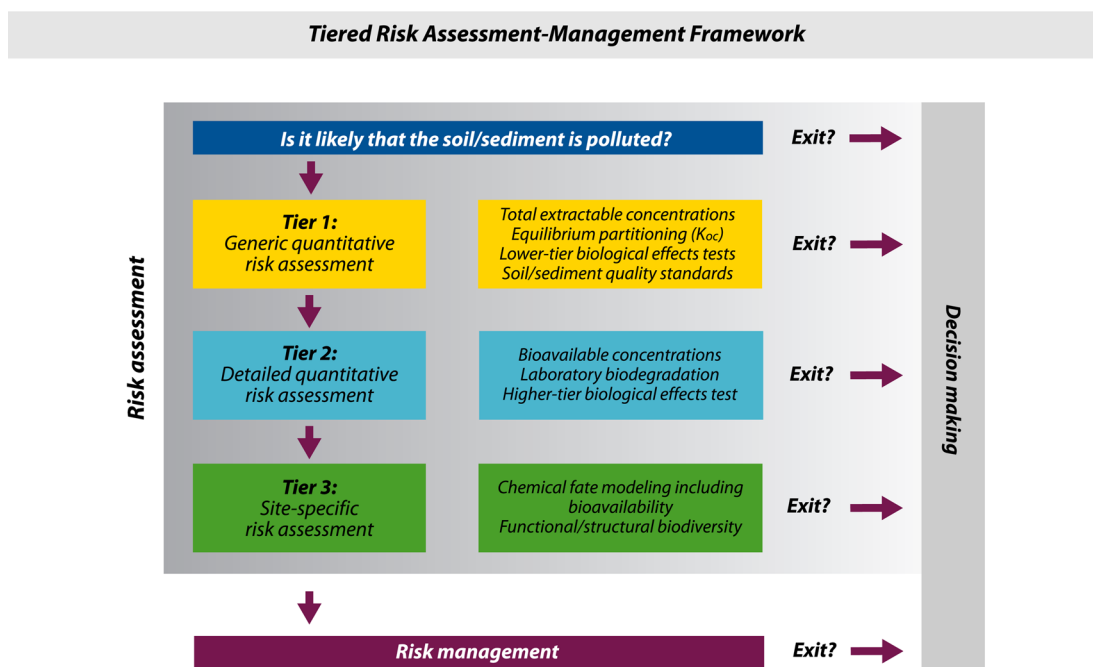


Figure 3. Proposed tiered framework for including bioavailability in risk assessment (RA). Initially, the total extractable concentrations of the target chemicals in soils or sediments are measured (Tier 1). In most countries, the measured concentrations are compared to the available environmental quality standards to determine whether further action is required. If standard values are exceeded, then RA progresses to Tier 2. For prospective RA, toxicity data can be used to estimate safe levels of chemical concentrations. If the first tier fails, further chemical and biological tests are required to provide additional data on the case, including bioavailability (Tier 2). If the second tier fails, further action can be used in Tier 3 to define the actions. This can include tests to obtain more detailed case-specific parameters, including monitoring biodiversity, and site-specific chemical fate modeling that also incorporates bioavailability. If the risk is deemed unacceptable, then risk management approaches (e.g., remedial actions) are required, in which bioavailability can play a role. Adapted from ISO (2014).⁶⁷

■ APPLICATIONS OF BIOAVAILABILITY IN PROSPECTIVE RISK ASSESSMENT

Legislation addressing the prospective RA of chemicals usually requires companies to provide data on basic substance properties (e.g., vapor pressure, $\log K_{ow}$ and solubility), basic fate properties (e.g., hydrolysis, degradation, bioaccumulation) and information on (eco)toxicity and exposure, which are then used to assess the risks that a chemical may pose for human health or the environment. For example, under the European REACH regulation companies are responsible for providing information throughout the supply chain regarding the hazards, exposure, risks, and safe use of chemical substances that they manufacture or import. The follow-up regulatory action is then the responsibility of public authorities, with obligations and responsibilities of the companies in some processes. Usually, RA approaches start with simplified, worst-case assumptions that do not require significant amounts of detailed information, for example, the use of total concentrations as a first estimation of exposure. Higher-tier, more realistic RA might be necessary if there is a clear need.

Many of the regulatory frameworks on chemicals allow for weight-of-evidence approaches or the use of several lines of evidence, which may include the determination of bioavailability. For example, REACH allows for such substance-specific approaches to be used by registrants by adapting the standard information requirements to their substance.⁴ Similarly, bioavailability can play a role in other regulatory RA procedures, for example, in the assessment of chemicals leading to restrictions. Such adaptations must be scientifically valid, well-documented and justified, with the uncertainties described and addressed. Furthermore, when a substance falls under

different regulatory regimes because it is used as a pesticide, a biocide or a veterinary medicine, different exposure scenarios may exist and must be taken into account.

The Plant Protection Products Regulation³ and related guidance documents do not currently take bioavailability into account in their calculations of potential exposure. An EFSA scientific opinion on the comparative usefulness of total soil and pore water concentrations concluded that for soft-bodied soil organisms and plants, pore-water-mediated uptake was mainly responsible for the effects caused.¹⁰ The opinion also acknowledged the limitation of the use of total soil concentrations based on publications demonstrating reduced toxicity with time, even though soil residues remained constant. A software tool (PERSAM) was subsequently developed to calculate the total soil and pore-water exposure values.⁶⁸ This tool relies on the use of soil/water equilibrium-partitioning values to calculate pore-water concentrations even after many years of aging. This is a reasonable first-tier approach, but the option to use aged sorption values or desorption measurements would be a straightforward way to improve the realism of the predicted exposure values by introducing elements of bioavailability. However, extrapolations of approaches from other regulatory frameworks may not always be possible, or may be complex. For example, the EU sets rules for the sustainable use of pesticides to reduce the risks and impacts of pesticide use on human and environmental health.⁶⁹ Including bioavailability in the RA of these different regulatory frameworks could add to the complexity of the RA. Therefore, a clear explanation of the steps to be taken when including bioavailability in the RA is required.

■ THE WAY FORWARD: INTELLIGENT AND PRAGMATIC APPROACHES FOR RISK ASSESSMENT

For regulatory purposes, it is necessary to use a straightforward approach to assess contaminated sites, to inform the development of new chemicals, and to determine the risks to human and environmental health posed by chemicals. The present retrospective risk assessment uses total concentrations and has been the standard for over 30 years, despite being overly conservative and overly protective, especially when decisions on the remediation of soil and its reuse are required.

Depending on the case, an appropriate selection of the methods and test organisms must be made for retrospective and prospective risk assessments. The data used for decision-making must be clearly and understandably connected to the presence of organic chemicals in the soil or sediment environment (Figure 2). As with chemical methods, there should be a restricted number of bioassays used, and where possible, these should be validated and preferably standardized in combination with proper quality assurance and control procedures. In this context, it is important that transparent criteria, commonly defined beforehand by risk assessors and stakeholders alike, are used when selecting the most appropriate biological test methods. These criteria include the possible pathways, site-specific conditions, ease of application, sensitivity, costs of the tests, and interpretation of the results by nonecotoxicologists.

To include the results of tests on bioavailability in decision making a weight-of-evidence approach should be used. To date, the TRIAD approach, which consists of three lines of evidence, namely, environmental chemistry, (eco)toxicology and ecology, represents the most enlightened approach. It has been used extensively and successfully in sediment ecotoxicology for approximately 30 years⁷⁰ and is currently being standardized by the ISO.⁶⁷ In a tiered approach, it is neither practical nor economically feasible to use all of the available methods. Therefore, a stepwise, tiered, approach, similar to that used for metals,⁷¹ is proposed. A decision is made after each tier on whether further investigation is necessary (Figure 3). According to this scheme, bioavailability can be included at a higher tier to provide additional site-specific data. Under the regime proposed in this paper, bioavailability will be part of a second-tier of assessment. This new proposal provides an opportunity for the inclusion of a more detailed interrogative assessment procedure in which bioavailability plays a role and that will potentially lead to more realistic RA.

So, are we ready for this new approach? Our conclusion is yes. The system we propose is simple and is limited to measuring the totally extractable chemical, as well as the bioavailable concentration, which is represented by the freely dissolved concentration and the fraction that rapidly desorbs and moves into the water phase. Under normal circumstances, NERs would not be considered within this proposed RA framework because the risk comes from the extractable fractions in the soils and sediments. Measurement means the application of validated and preferably standardized chemical and biological methods. In the authors' opinion, the knowledge already provided by science supports the proposed simplification.

■ AUTHOR INFORMATION

Corresponding Author

*E-mail: jjortega@irmase.csic.es.

Notes

The views and opinions expressed in this article represent exclusively the personal ideas of the authors and do not represent the official position of the European Chemicals Agency (C.A. and B.V.), nor of the European Commission and its Directorate General for Internal Market, Industry, Entrepreneurship and SMEs (G.S.).

The authors declare no competing financial interest.

Biography

(full details can be found at http://sesss10.setac.eu/programme/about_the_speakers/)

Dr. Ortega-Calvo is senior scientist at IRNAS-CSIC, and he has experience in biodegradation and bioavailability of organic pollutants.

Dr. Harmsen is senior scientist at Alterra. His experience focuses on sustainable management of contaminated sites and standardization.

Dr. Parsons is assistant professor at UvA. His research interest is in the environmental behaviour of organic contaminants and how they interact with natural biogeochemical processes.

Dr. Semple is professor at LU. He has research expertise in organic contaminant bioavailability in soils, soil-contaminant interactions and assessment of contaminated land.

Dr. Aitken is professor and department chair at UNC. His research is on biodegradation of hydrophobic organic contaminants and microbial processes for bioremediation and waste treatment.

Ms. Ajao is an ecotoxicologist working at ECHA. She is involved in the negotiation of consensus positions amongst different stakeholders at the Member State Committee. She is also a member of the Science Board of ECHA.

Dr. Eadsforth is environmental researcher at Shell. He is a member of several inter-industry working groups dealing with environmental safety assessment of chemicals.

Dr. Galay-Burgos is the environmental sciences manager at ECETOC. Her current areas of interest are in strengthening risk assessment through an evolving systems toxicology approach and its application to environmental pollution. She has experience in bioavailability and bioremediation.

Dr. Naidu is professor at UN and Managing Director and CEO of CRC CARE. He has experience in bioavailability and contaminated site remediation.

Dr. Oliver is Senior Group Leader Environmental Fate and Risk Assessment at Syngenta and has an active research interest in the environmental fate of chemicals.

Dr. Peijnenburg is senior researcher at RIVM and extraordinary professor at LU. His research interests deal with the impacts of chemical stressors on ecosystems.

Dr. Römbke is managing director of ECT Oekotoxikologie GmbH. In his company, he is responsible for ecotoxicological and environmental fate tests and environmental risk assessment.

Dr. Streck is policy officer at the EC in the unit responsible for REACH, which is in charge of the regulation on chemicals. He has experience in bioavailability and passive sampling methods.

Dr. Versonnen is an ecotoxicologist working at ECHA. He is involved in the evaluation of registration dossiers under the REACH regulation

and in environmental fora bringing together ecotoxicologists within ECHA.

ACKNOWLEDGMENTS

All authors participated at the SETAC Europe SESS10 symposium on bioavailability (<http://sess10.setac.eu/>). They utilized of the presentations and the discussions at the symposium to write this paper. During the preparation of the symposium and this manuscript, J.-J.O.-C. was supported by the Spanish Ministry of Science and Innovation (CGL2013-44554-R). The support given by ECETOC for open access publication of this article is gratefully acknowledged.

REFERENCES

- (1) Search performed at Web of Science (Thompson Reuters, New York), on 27th July of 2015.
- (2) Brand, E.; Lijzen, J.; Peijnenburg, W.; Swartjes, F. Possibilities of implementation of bioavailability methods for organic contaminants in the Dutch Soil Quality Assessment Framework. *J. Hazard. Mater.* **2013**, *261*, 833–839.
- (3) Koerdel, W.; Bernhardt, C.; Derz, K.; Hund-Rinke, K.; Harmsen, J.; Peijnenburg, W.; Comans, R.; Terytze, K. Incorporating availability/bioavailability in risk assessment and decision making of polluted sites, using Germany as an example. *J. Hazard. Mater.* **2013**, *261*, 854–862.
- (4) Regulation (EC) No 1907/2006 of the European Parliament and of the Council of 18 December 2006 concerning the Registration, Evaluation, Authorisation and Restriction of Chemicals (REACH), establishing a European Chemicals Agency, amending Directive 1999/45/EC and repealing Council Regulation (EEC) No 793/93 and Commission Regulation (EC) No 1488/94 as well as Council Directive 76/769/EEC and Commission Directives 91/155/EEC, 93/67/EEC, 93/105/EC and 2000/21/EC. *Off. J. Eur. Union* **2006**, *L136*, 1–849, <http://eur-lex.europa.eu/legal-content/EN/TXT/PDF/?uri=CELEX:02006R1907-20081012&from=EN>.
- (5) Regulation (EC) No 1107/2009 of the European Parliament and of the Council of 21 October 2009 concerning the placing of plant protection products on the market and repealing Council Directives 79/117/EEC and 91/414/EEC. *Off. J. Eur. Union* **2009**, *L309*, 1–50; <http://eur-lex.europa.eu/LexUriServ/LexUriServ.do?uri=OJ:L:2009:309:0001:0050:EN:PDF>.
- (6) Regulation (EU) No 528/2012 of the European Parliament and of the Council of 22 May 2012 concerning the making available on the market and use of biocidal products. *Off. J. Eur. Union* **2012**, *L167*, 1–123, <http://eur-lex.europa.eu/LexUriServ/LexUriServ.do?uri=OJ:L:2012:167:0001:0123:en:PDF>.
- (7) Allan, I. J.; Vrana, B.; Greenwood, R.; Mills, G. A.; Roig, B.; Gonzalez, C. A "toolbox" for biological and chemical monitoring requirements for the European Union's Water Framework Directive. *Talanta* **2006**, *69*, 302–322.
- (8) Directive 2000/60/EC of the European Parliament and of the Council of 23 October 2000 Establishing a Framework for Community Action in the Field of Water Policy. *Off. J. Eur. Comm.* **2000**, *L 327*, 1–72; http://eur-lex.europa.eu/resource.html?uri=cellar:Sc835afb-2ec6-4577-bdf8-756d3d694eeb.0004.02/DOC_1&format=PDF.
- (9) *Guidance on Surface Water Chemical Monitoring under The Water Framework Directive*, WFD-CIS Guidance Document No. 19; European Communities: Brussels, Belgium, 2009; http://ec.europa.eu/environment/water/water-framework/facts_figures/guidance_docs_en.htm.
- (10) European Food Safety Authority. Scientific Opinion of the Panel on Plant Protection Products and their Residues on a request from EFSA on the usefulness of total concentrations and pore water concentrations of pesticides in soil as metrics for the assessment of ecotoxicological effects. *EFSA J.* **2009**, *922*, 1–90. <http://www.efsa.europa.eu/fr/scdocs/doc/922.pdf>.
- (11) *Guidance on Information Requirements and Chemical Safety Assessment*, Chapter R.7c: Endpoint specific guidance. Version 2.0; European Chemicals Agency: Helsinki, Finland, 2014; https://echa.europa.eu/documents/10162/13632/information_requirements_r7c_en.pdf.
- (12) *Development of Interim Guidance for the Inclusion of Non-Extractable Residues (NER) in the Risk Assessment of Chemicals*, Technical Report No. 118; European Centre for Ecotoxicology and Toxicology of Chemicals: Brussels, Belgium, 2013; <http://www.ecetoc.org/technical-reports>.
- (13) Latawiec, A. E.; Simmons, P.; Reid, B. J. Decision-makers' perspectives on the use of bioaccessibility for risk-based regulation of contaminated land. *Environ. Int.* **2010**, *36*, 383–389.
- (14) Ehlers, L. J.; Luthy, R. G. Contaminant bioavailability in soil and sediment. *Environ. Sci. Technol.* **2003**, *37*, 295A–302A.
- (15) Semple, K. T.; Doick, K. J.; Jones, K. C.; Burauel, P.; Craven, A.; Harms, H. Defining bioavailability and bioaccessibility of contaminated soil and sediment is complicated. *Environ. Sci. Technol.* **2004**, *38*, 228A–231A.
- (16) Reichenberg, F.; Mayer, P. Two complementary sides of bioavailability: Accessibility and chemical activity of organic contaminants in soil and sediments. *Environ. Toxicol. Chem.* **2006**, *25*, 1239–1245.
- (17) Semple, K. T.; Doick, K. J.; Wick, L. Y.; Harms, H. Microbial interactions with organic contaminants in soil: Definitions, processes and measurement. *Environ. Pollut.* **2007**, *150*, 166–176.
- (18) *Soil Quality—Requirements and Guidance for the Selection and Application of Methods for the Assessment of Bioavailability of Contaminants in Soil and Soil Materials*, ISO No. 17402; International Organization for Standardization: Geneva, Switzerland, 2008; http://www.iso.org/iso/catalogue_detail.htm?csnumber=38349.
- (19) *Understanding the Relationship between Extraction Technique and Bioavailability*, Technical Report No. 117; European Centre for Ecotoxicology and Toxicology of Chemicals: Brussels, Belgium, 2013; <http://www.ecetoc.org/technical-reports>.
- (20) Gevaio, B.; Jones, K.; Semple, K.; Craven, A.; Burauel, P. Nonextractable pesticide residues in soil. *Environ. Sci. Technol.* **2003**, *37*, 138A–144A.
- (21) Clegg, H.; Riding, M. J.; Oliver, R.; Jones, K. C.; Semple, K. T. The impact of soil organic matter and soil sterilisation on the bioaccessibility of C-14-azoxystrobin determined by desorption kinetics. *J. Hazard. Mater.* **2014**, *278*, 336–342.
- (22) Kaestner, M.; Nowak, K. M.; Miltner, A.; Trapp, S.; Schaeffer, A. Classification and modelling of nonextractable residue (NER) formation of xenobiotics in soil - A synthesis. *Crit. Rev. Environ. Sci. Technol.* **2014**, *44*, 2107–2171.
- (23) Cui, X.; Mayer, P.; Gan, J. Methods to assess bioavailability of hydrophobic organic contaminants: Principles, operations, and limitations. *Environ. Pollut.* **2013**, *172*, 223–234.
- (24) Riding, M. J.; Doick, K. J.; Martin, F. L.; Jones, K. C.; Semple, K. T. Chemical measures of bioavailability/bioaccessibility of PAHs in soil: Fundamentals to application. *J. Hazard. Mater.* **2013**, *261*, 687–700.
- (25) Harmsen, J. Measuring bioavailability: From a scientific approach to standard methods. *J. Environ. Qual.* **2007**, *36*, 1420–1428.
- (26) Alexander, M. Aging, bioavailability, and overestimation of risk from environmental pollutants. *Environ. Sci. Technol.* **2000**, *34*, 4259–4265.
- (27) International Organization for Standardisation. <http://www.iso.org/iso/home.html>.
- (28) Harmsen, J.; Rulkens, W. H.; Sims, R. C.; Rijtema, P. E.; Zweekers, A. J. Theory and application of landfarming to remediate polycyclic aromatic hydrocarbons and mineral oil-contaminated sediments; Beneficial reuse. *J. Environ. Qual.* **2007**, *36*, 1112–1122.
- (29) Cornelissen, G.; Rigterink, H.; ten Hulscher, D. E. M.; Vrind, B. A.; van Noort, P. C. M. A simple Tenax® extraction method to determine the availability of sediment-sorbed organic compounds. *Environ. Toxicol. Chem.* **2001**, *20*, 706–711.

- (30) Congiu, E.; Ortega-Calvo, J.-J. Role of desorption kinetics in the rhannolipid-enhanced biodegradation of polycyclic aromatic hydrocarbons. *Environ. Sci. Technol.* **2014**, *48*, 10869–10877.
- (31) Ten Hulscher, T. E. M.; Postma, J.; Den Besten, P. J.; Stroomberg, G. J.; Belfroid, A.; Wegener, J. W.; Faber, J. H.; Van der Pol, J. J. C.; Hendriks, A. J.; Van Noort, P. C. M. Tenax extraction mimics benthic and terrestrial bioavailability of organic compounds. *Environ. Toxicol. Chem.* **2003**, *22*, 2258–2265.
- (32) Morrison, D. E.; Robertson, B. K.; Alexander, M. Bioavailability to earthworms of aged DDT, DDE, DDD, and dieldrin in soil. *Environ. Sci. Technol.* **2000**, *34*, 709–713.
- (33) Pignatello, J. J. Slowly reversible sorption of aliphatic halocarbons in soils. 1. Formation of residual fractions. *Environ. Toxicol. Chem.* **1990**, *9*, 1107–1115.
- (34) Cuypers, C.; Pancras, T.; Grotenhuis, T.; Rulkens, W. The estimation of PAH bioavailability in contaminated sediments using hydroxypropyl-beta-cyclodextrin and Triton X-100 extraction techniques. *Chemosphere* **2002**, *46*, 1235–1245.
- (35) Allan, I. J.; Semple, K. T.; Hare, R.; Reid, B. J. Prediction of mono- and polycyclic aromatic hydrocarbon degradation in spiked soils using cyclodextrin extraction. *Environ. Pollut.* **2006**, *144*, 562–571.
- (36) Rhodes, A. H.; Riding, M. J.; McAllister, L. E.; Lee, K.; Semple, K. T. Influence of activated charcoal on desorption kinetics and biodegradation of phenanthrene in soil. *Environ. Sci. Technol.* **2012**, *46*, 12445–12451.
- (37) Doick, K. J.; Dew, N. M.; Semple, K. T. Linking catabolism to cyclodextrin extractability: Determination of the microbial availability of PAHs in soil. *Environ. Sci. Technol.* **2005**, *39*, 8858–8864.
- (38) Rhodes, A. H.; McAllister, L. E.; Semple, K. T. Linking desorption kinetics to phenanthrene biodegradation in soil. *Environ. Pollut.* **2010**, *158*, 1348–1353.
- (39) *Soil Quality—Environmental Availability of Non-Polar Organic Compounds—Part 1: Determination of Potential Availability Using a Strong Adsorbent or Complexing Agent*, ISO/CD 16751-1; International Organization for Standardization: Geneva, Switzerland, 2015; http://www.iso.org/iso/home/store/catalogue_ics/catalogue_detail_ics.htm?ics1=13&ics2=080&ics3=30&csnumber=64272.
- (40) Ghosh, U.; Driscoll, S.; Burgess, R. M.; Jonker, M. T. O.; Reible, D.; Gobas, F.; Choi, Y.; Apitz, S. E.; Maruya, K. A.; Gala, W. R.; Mortimer, M. Passive sampling methods for contaminated sediments: practical guidance for selection, calibration, and implementation. *Integr. Environ. Assess. Manage.* **2014**, *10*, 210–223.
- (41) Haftka, J. J. H.; Scherpenisse, P.; Jonker, M. T. O.; Hermens, J. L. M. Using polyacrylate-coated SPME fibers to quantify sorption of polar and ionic organic contaminants to dissolved organic carbon. *Environ. Sci. Technol.* **2013**, *47*, 4455–4462.
- (42) Alvarez, D. A.; Petty, J. D.; Huckins, J. N.; Jones-Lepp, T. L.; Getting, G. T.; Goddard, J. P.; Manahan, S. E. Development of a passive in situ sampler for hydrophobic organic contaminants in aquatic environments. *Environ. Toxicol. Chem.* **2004**, *23*, 1640–1648.
- (43) van der Heijden, S. A.; Jonker, M. T. O. PAH bioavailability in field sediments: comparing different methods for predicting in situ bioaccumulation. *Environ. Sci. Technol.* **2009**, *43*, 3757–3763.
- (44) Peijnenburg, W.; Capri, E.; Kula, C.; Liess, M.; Luttkik, R.; Montforts, M.; Nienstedt, K.; Roembke, J.; Sousa, J. P.; Jensen, J. Evaluation of exposure metrics for effect assessment of soil invertebrates. *Crit. Rev. Environ. Sci. Technol.* **2012**, *42*, 1862–1893.
- (45) Belfroid, A. C.; Sijm, D. T. H. M.; Van Gestel, C. A. M. Bioavailability and toxicokinetics of hydrophobic aromatic compounds in benthic and terrestrial invertebrates. *Environ. Rev.* **1996**, *4*, 276–299.
- (46) Spagnuolo, M.; Puglisi, E.; Vernile, P.; Bari, G.; de Lillo, E.; Trevisan, M.; Ruggiero, P. Soil monitoring of pentachlorophenol by bioavailability and ecotoxicity measurements. *J. Environ. Monit.* **2010**, *12*, 1575–1581.
- (47) Yu, Y. L.; Wu, X. M.; Li, S. N.; Fang, H.; Zhan, H. Y.; Yu, J. Q. An exploration of the relationship between adsorption and bioavailability of pesticides in soil to earthworm. *Environ. Pollut.* **2006**, *141*, 428–433.
- (48) Commission Regulation (EU) No 283/2013 of 1 March 2013 setting out the data requirements for active substances, in accordance with Regulation (EC) No 1107/2009 of the European Parliament and of the Council concerning the placing of plant protection products on the market. *Off. J. European Union* **2013**, L93, 1–84; <http://eur-lex.europa.eu/LexUriServ/LexUriServ.do?uri=OJ:L:2013:093:0001:0084:EN:PDF>.
- (49) *Earthworm Reproduction Test (Eisenia fetida/Eisenia andrei)*, Guideline for the testing of chemicals No. 222; Organisation for Economic Co-operation and Development: Paris, France, 2004; http://www.oecd-ilibrary.org/environment/test-no-222-earthworm-reproduction-test-eisenia-fetida-eisenia-andrei_9789264070325-en.
- (50) *Collembolan Reproduction Test in Soil*, Guideline for the testing of chemicals No. 232; Organisation for Economic Co-operation and Development: Paris, France, 2009; http://www.oecd-ilibrary.org/environment/test-no-232-collembolan-reproduction-test-in-soil_9789264076273-en.
- (51) *Predatory Mite (Hypoaspis (Geolaelaps) aculeifer) Reproduction Test in soil*, Guideline for the testing of chemicals no. 226; Organisation for Economic Co-operation and Development: Paris, France, 2008; http://www.oecd-ilibrary.org/environment/test-no-226-predatory-mite-hypoaspis-geolaelaps-aculeifer-reproduction-test-in-soil_9789264067455-en.
- (52) *Terrestrial Plant Test: Seedling Emergence and Seedling Growth Test*, Guideline for testing of chemicals No. 208; Organisation for Economic Co-operation and Development: Paris, France, 2006; http://www.oecd-ilibrary.org/environment/test-no-208-terrestrial-plant-test-seedling-emergence-and-seedling-growth-test_9789264070066-en.
- (53) *Terrestrial Plant Test: Vegetative Vigour Test*, Guideline for testing of chemicals No. 227. Organisation for Economic Co-operation and Development: Paris, France, 2006; http://www.oecd-ilibrary.org/environment/test-no-227-terrestrial-plant-test-vegetative-vigour-test_9789264067295-en.
- (54) *Environmental Impact Assessment for Veterinary Medicinal Products Phase II Guidance*, VICH GL 38, Ecotoxicity phase II; International Cooperation on Harmonisation of Technical Requirements for Registration of Veterinary Medicinal Products (VICH): Brussels, Belgium, 2004; http://www.ema.europa.eu/docs/en_GB/document_library/Scientific_guideline/2009/10/WC500004393.pdf.
- (55) Jansch, S.; Garcia, M.; Rombke, J. Acute and chronic isopod testing using tropical Porcellionides pruinosus and three model pesticides. *Eur. J. Soil Biol.* **2005**, *41*, 143–152.
- (56) Toxic-Substances-Control-Act; US Public Law 94–469, 90 Stat. 2003, October 11, 1976. <http://www.epw.senate.gov/tsca.pdf>.
- (57) Niqui-Arroyo, J. L.; Bueno-Montes, M.; Ortega-Calvo, J. J. Biodegradation of anthropogenic organic compounds in natural environments. In *Biophysico-Chemical Processes of Anthropogenic Organic Compounds in Environmental Systems*; Xing, B., Senesi, N., Huang, P. M., Eds.; IUPAC Series on Biophysico-Chemical Processes in Environmental Systems; John Wiley & Sons, Inc: Hoboken, NJ, 2011; Vol 3 pp 483–501. 2011.
- (58) Ortega-Calvo, J. J.; Birman, I.; Alexander, M. Effect of varying the rate of partitioning of phenanthrene in nonaqueous-phase liquids on biodegradation in soil slurries. *Environ. Sci. Technol.* **1995**, *29*, 2222–2225.
- (59) Semple, K. T.; Dew, N. M.; Doick, K. J.; Rhodes, A. H. Can microbial mineralization be used to estimate microbial availability of organic contaminants in soil? *Environ. Pollut.* **2006**, *140*, 164–172.
- (60) *Guideline on Ecological Risk Assessment*, Schedule B5a; National Environment Protection Council: Canberra, Australia, 2013; <https://www.comlaw.gov.au/Details/F2013L00768/97cca2d5-92a7-46a0-80cf-c894d0e913e9>.
- (61) *The Derivation of HILs for PAHs and Phenols*, Schedule B7, Appendix A2; National Environment Protection Council: Canberra, Australia, 2013; <https://www.comlaw.gov.au/Details/F2013C00288/d73d04ad-1609-44b4-a9ee-f4ac24b71491>.
- (62) Harmsen, J.; Naidu, R. Bioavailability as a tool in site management. *J. Hazard. Mater.* **2013**, *261*, 840–846.

(63) Das, P.; Arias E, V. A.; Kambala, V.; Mallavarapu, M.; Naidu, R. Remediation of perfluorooctane sulfonate in contaminated soils by modified clay adsorbent—a risk-based approach. *Water, Air, Soil Pollut.* **2013**, *224*, 1714.

(64) Naidu, R. Keynote presentation at 10th SETAC Europe Special Science Symposium “Bioavailability of Organic Chemicals: Linking Science to Risk Assessment and Regulation”, 2014. http://sesss10.setac.eu/embed/sesss10/presentations/Ravi_Naidu.pdf.

(65) Ghosh, U.; Luthy, R. G.; Cornelissen, G.; Werner, D.; Menzie, C. A. In-situ sorbent amendments: A new direction in contaminated sediment management. *Environ. Sci. Technol.* **2011**, *45*, 1163–1168.

(66) Kupryianchyk, D.; Rakowska, M. I.; Reible, D.; Harmsen, J.; Cornelissen, G.; van Veggel, M.; Hale, S. E.; Grotenhuis, T.; Koelmans, A. A. Positioning activated carbon amendment technologies in a novel framework for sediment management. *Integr. Environ. Assess. Manage.* **2015**, *11*, 221–34.

(67) *Soil Quality—Procedure for Site-Specific Ecological Risk Assessment of Soil Contamination (TRIAD Approach)*, ISO No. 19204; International Organization for Standardization: Geneva, Switzerland, 2014; http://www.iso.org/iso/catalogue_detail.htm?csnumber=63989.

(68) Decorte, L.; Joris, I.; Van Looy, S.; Jan Bronders, J. Software tool for calculating the predicted environmental concentrations of plant protection products in soil: Bug fixing report 2014. EFSA supporting publication 2014:EN-620, 11 pp. European Food Safety Authority, Parma, Italy, 2014. <http://www.efsa.europa.eu/de/supporting/doc/620eax3.pdf>.

(69) Directive 2009/128/EC of the European Parliament and of the Council of 21 October 2009 Establishing a Framework for Community Action to Achieve the Sustainable Use of Pesticides. *Off. J. Eur. Comm.* **2009**, L 309, 71–86; <http://eur-lex.europa.eu/LexUriServ/LexUriServ.do?uri=OJ:L:2009:309:0071:0086:en:PDF>.

(70) Long, E. R.; Chapman, P. M. A sediment quality triad: measures of sediment contamination, toxicity and infaunal community composition in Puget Sound. *Mar. Pollut. Bull.* **1985**, *16*, 405–415.

(71) Peijnenburg, W. J. G. M.; Zablotskaja, M.; Vijver, M. G. Monitoring metals in terrestrial environments within a bioavailability framework and a focus on soil extraction. *Ecotoxicol. Environ. Saf.* **2007**, *67*, 163–179.