

University of Memphis

## University of Memphis Digital Commons

---

Crime in Tennessee

TN Bureau of Investigation

---

6-25-2003

### Crime in Tennessee 2002

Tennessee. Bureau of Investigation.

Follow this and additional works at: <https://digitalcommons.memphis.edu/govpubs-tn-bureau-investigation-crime-in-tennessee>

---

#### Recommended Citation

Tennessee. Bureau of Investigation., "Crime in Tennessee 2002" (2003). *Crime in Tennessee*. 20. <https://digitalcommons.memphis.edu/govpubs-tn-bureau-investigation-crime-in-tennessee/20>

This Annual Report is brought to you for free and open access by the TN Bureau of Investigation at University of Memphis Digital Commons. It has been accepted for inclusion in Crime in Tennessee by an authorized administrator of University of Memphis Digital Commons. For more information, please contact [khggerty@memphis.edu](mailto:khggerty@memphis.edu).



# Crime in

# Tennessee



# 2002



Tennessee Incident Based Reporting System  
(TIBRS) Crime Reports

Tennessee Bureau of Investigation Crime Statistics Unit

Release Date: Wednesday, June 25, 2003





**PHIL BREDESEN**  
Governor

## TENNESSEE BUREAU OF INVESTIGATION

901 R.S. Gass Boulevard  
Nashville, Tennessee 37216-2639  
(615) 744-4000  
TDD (615) 744-4001



**LARRY WALLACE**  
Director

June 25, 2003

Ladies and Gentlemen:

I am very pleased to present the 2002 Crime in Tennessee report. This is the second annual report of crime statistics published by the TBI. The information contained in the report is based on crime statistics information submitted by law enforcement agencies in Tennessee to TBI's Tennessee Incident Based Reporting System (TIBRS) program. TIBRS is the state version of the FBI's National Incident Based Reporting System (NIBRS) program.

The TBI is mandated by T.C.A. §38-10-101 et seq, to create a program to collect crime statistics from all law enforcement agencies in the state. The TIBRS program collects comprehensive data on crime incidents including: information on the offense, victim, offender, arrestee, and victim – offender relationships. Because of the type of data collected, the TIBRS program provides a more accurate depiction of the crime events in each community than the Uniform Crime Report (UCR) published by the FBI.

Tennessee is one of the most populous states in the nation where all crime statistics are reported by NIBRS compliant agencies and the efforts by Tennessee's law enforcement agencies have become a model for the nation. All but one of Tennessee's 455 law enforcement agencies' data is included in this report. The success of the TIBRS program is the result of the cooperation of all law enforcement agencies in the state. During the last several years, thousands of hours of training have been provided to over 15,000 commissioned and non-commissioned personnel by TBI and we will continue to provide the necessary training and technical assistance to produce the most accurate and comprehensive report for Tennessee and its citizens.

Statistical ranking is strongly discouraged. Agencies should not be ranked because there are many demographic, socio-economic and other factors that are beyond the control of law enforcement that cause the nature and type of crime to vary from place to place.

I am very proud of the efforts of all participating law enforcement agencies in the state to provide the data necessary to produce this report. Our combined efforts have resulted in a successful program and this annual report detailing the nature of crime occurrences in our state.

Sincerely,

Larry Wallace, Director





# Table of Contents

Introduction .....	1
Statewide Reports .....	7
Sheriff's Departments	
Anderson County .....	29
Bedford County .....	30
Benton County .....	31
Bledsoe County .....	32
Blount County .....	33
Bradley County .....	34
Campbell County .....	35
Cannon County .....	36
Carroll County .....	37
Carter County .....	38
Cheatham County .....	39
Chester County .....	40
Claiborne County .....	41
Clay County .....	42
Cocke County .....	43
Coffee County .....	44
Crockett County .....	45
Cumberland County .....	46
Decatur County .....	47
DeKalb County .....	48
Dickson County .....	49
Dyer County .....	50
Fayette County .....	51
Fentress County .....	52
Franklin County .....	53
Gibson County .....	54
Giles County .....	55
Grainger County .....	56
Greene County .....	57
Grundy County .....	58
Hamblen County .....	59
Hamilton County .....	60
Hancock County .....	61
Hardeman County .....	62
Hardin County .....	63
Hawkins County .....	64
Haywood County .....	65
Henderson County .....	66
Henry County .....	67
Hickman County .....	68
Houston County .....	69



Sheriff's Departments (continued)

Humphreys County .....	70
Jackson County .....	71
Jefferson County .....	72
Johnson County .....	73
Knox County .....	74
Lake County .....	75
Lauderdale County .....	76
Lawrence County .....	77
Lewis County .....	78
Lincoln County .....	79
Loudon County .....	80
Macon County .....	81
Madison County .....	82
Marion County .....	83
Marshall County .....	84
Maury County .....	85
McMinn County .....	86
McNairy County .....	87
Meigs County .....	88
Metro Hartsville/Trousdale County .....	89
Monroe County .....	90
Montgomery County .....	91
Moore County .....	92
Morgan County .....	93
Obion County .....	94
Overton County .....	95
Perry County .....	96
Pickett County .....	97
Polk County .....	98
Putnam County .....	99
Rhea County .....	100
Roane County .....	101
Robertson County .....	102
Rutherford County .....	103
Scott County .....	104
Sequatchie County .....	105
Sevier County .....	106
Shelby County .....	107
Smith County .....	108
Stewart County .....	109
Sullivan County .....	110
Sumner County .....	111
Tipton County .....	112



Sheriff's Departments (concluded)

Unicoi County .....	113
Union County .....	114
Van Buren County .....	115
Warren County .....	116
Washington County .....	117
Wayne County .....	118
Weakley County .....	119
White County .....	120
Williamson County .....	121
Wilson County .....	122

Municipal Police Departments

Adamsville .....	125
Alamo .....	126
Alcoa .....	127
Alexandria .....	128
Algood .....	129
Ardmore .....	130
Ashland City .....	131
Athens .....	132
Atoka .....	133
Baileyton .....	134
Bartlett .....	135
Baxter .....	136
Bean Station .....	137
Belle Meade .....	138
Bells .....	139
Benton .....	140
Berry Hill .....	141
Big Sandy .....	142
Blaine .....	143
Bluff City .....	144
Bolivar .....	145
Bradford .....	146
Brentwood .....	147
Brighton .....	148
Bristol .....	149
Brownsville .....	150
Bruceton .....	151
Burns .....	152
Calhoun .....	153
Camden .....	154
Carthage .....	155
Caryville .....	156
Celina .....	157





Municipal Police Departments (continued)

Centerville .....	158
Chapel Hill .....	159
Charleston .....	160
Chattanooga .....	161
Church Hill .....	162
Clarksburg .....	163
Clarksville .....	164
Cleveland .....	165
Clifton .....	166
Clinton .....	167
Collegedale .....	168
Collierville .....	169
Collinwood .....	170
Columbia .....	171
Cookeville .....	172
Coopertown .....	173
Copperhill .....	174
Cornersville .....	175
Covington .....	176
Cowan .....	177
Cross Plains .....	178
Crossville .....	179
Crump .....	180
Cumberland City .....	181
Cumberland Gap .....	182
Dandridge .....	183
Dayton .....	184
Decatur .....	185
Decaturville .....	186
Decherd .....	187
Dickson .....	188
Dover .....	189
Dresden .....	190
Dunlap .....	191
Dyer .....	192
Dyersburg .....	193
Eagleville .....	194
East Ridge .....	195
Elizabethton .....	196
Elkton .....	197
Englewood .....	198
Erin .....	199
Erwin .....	200
Estill Springs .....	201
Ethridge .....	202



Municipal Police Departments (continued)

Etowah .....	203
Fairview .....	204
Fayetteville .....	205
Franklin .....	206
Friendship .....	207
Gadsden .....	208
Gainesboro .....	209
Gallatin .....	210
Gallaway .....	211
Gates .....	212
Gatlinburg .....	213
Germantown .....	214
Gibson .....	215
Gleason .....	216
Goodlettsville .....	217
Gordonsville .....	218
Grand Junction .....	219
Graysville .....	220
Greenbrier .....	221
Greeneville .....	222
Greenfield .....	223
Halls .....	224
Harriman .....	225
Henderson .....	226
Hendersonville .....	227
Henning .....	228
Henry .....	229
Hohenwald .....	230
Hollow Rock .....	231
Hornbeak .....	232
Humboldt .....	233
Huntingdon .....	234
Huntland .....	235
Jacksboro .....	236
Jackson .....	237
Jamestown .....	238
Jasper .....	239
Jefferson City .....	240
Jellico .....	241
Johnson City .....	242
Jonesborough .....	243
Kenton .....	244
Kimball .....	245
Kingsport .....	246



Municipal Police Departments (continued)

Kingston .....	247
Kingston Springs .....	248
Knoxville .....	249
Lafayette .....	250
LaFollette .....	251
LaGrange .....	252
Lake City .....	253
Lakewood .....	254
LaVergne .....	255
Lawrenceburg .....	256
Lebanon .....	257
Lenoir City .....	258
Lewisburg .....	259
Lexington .....	260
Livingston .....	261
Lookout Mountain .....	262
Loretto .....	263
Loudon .....	264
Lynnville .....	265
Madisonville .....	266
Manchester .....	267
Martin .....	268
Maryville .....	269
Mason .....	270
Maury City .....	271
Maynardville .....	272
McEwen .....	273
McKenzie .....	274
McMinnville .....	275
Medina .....	276
Memphis .....	277
Middleton .....	278
Milan .....	279
Millersville .....	280
Millington .....	281
Minor Hill .....	282
Monteagle .....	283
Monterey .....	284
Morristown .....	285
Moscow .....	286
Mount Carmel .....	287
Mount Juliet .....	288
Mount Pleasant .....	289
Mountain City .....	290



Municipal Police Departments (continued)

Munford .....	291
Murfreesboro .....	292
Nashville Metro .....	293
New Hope .....	294
New Johnsonville .....	295
New Market .....	296
New Tazewell .....	297
Newbern .....	298
Newport .....	299
Niota .....	300
Nolensville .....	301
Norris .....	302
Oak Ridge .....	303
Oakland .....	304
Obion .....	305
Oliver Springs .....	306
Oneida .....	307
Paris .....	308
Parsons .....	309
Petersburg .....	310
Pigeon Forge .....	311
Pikeville .....	312
Pittman Center .....	313
Pleasant View .....	314
Portland .....	315
Pulaski .....	316
Puryear .....	317
Red Bank .....	318
Red Boiling Springs .....	319
Ridgely .....	320
Ridgetop .....	321
Ripley .....	322
Rockwood .....	323
Rogersville .....	324
Rossville .....	325
Rutherford .....	326
Rutledge .....	327
Savannah .....	328
Scotts Hill .....	329
Selmer .....	330
Sevierville .....	331
Sharon .....	332
Shelbyville .....	333
Signal Mountain .....	334
Smithville .....	335



Municipal Police Departments (concluded)

Smyrna .....	336
Sneedville .....	337
Soddy-Daisy .....	338
Somerville .....	339
South Carthage .....	340
South Fulton .....	341
South Pittsburg .....	342
Sparta .....	343
Spencer .....	344
Spring City .....	345
Spring Hill .....	346
Springfield .....	347
St. Joseph .....	348
Surgoinsville .....	349
Sweetwater .....	350
Tazewell .....	351
Tellico Plains .....	352
Tiptonville .....	353
Toone .....	354
Townsend .....	355
Tracy City .....	356
Trenton .....	357
Trezevant .....	358
Trimble .....	359
Troy .....	360
Tullahoma .....	361
Tusculum .....	362
Union City .....	363
Vonore .....	364
Wartburg .....	365
Wartrace .....	366
Watauga .....	367
Watertown .....	368
Waverly .....	369
Waynesboro .....	370
Westmoreland .....	371
White Bluff .....	372
White House .....	373
White Pine .....	374
Whiteville .....	375
Whitwell .....	376
Winchester .....	377
Winfield .....	378
Woodbury .....	379



Other Police Departments	
Chattanooga Metro Airport .....	383
Knoxville Metro Airport .....	384
Memphis International Airport .....	385
Metro Parks Ranger Office .....	386
Nashville Metro Airport .....	387
Shelby County Police .....	388
Tri-Cities Airport .....	389

Colleges/Universities with Law Enforcement Departments

Austin Peay State University .....	393
Chattanooga State Technical Community College .....	394
Cleveland State Community College .....	395
Dyersburg State Community College .....	396
East Tennessee State University .....	397
Jackson State Community College .....	398
Middle Tennessee State University .....	399
Southwest Tennessee Community College .....	400
Tennessee State University .....	401
Tennessee Technological University .....	402
University of Memphis .....	403
University of Tennessee at Chattanooga .....	404
University of Tennessee at Knoxville .....	405
University of Tennessee at Martin .....	406
University of Tennessee at Memphis .....	407
University of the South .....	408
Vanderbilt University .....	409
Volunteer State Community College .....	410
Walters State Community College .....	411

Task Forces

1 <sup>st</sup> Judicial Drug Task Force .....	415
2 <sup>nd</sup> Judicial Drug Task Force .....	416
3 <sup>rd</sup> Judicial Drug Task Force .....	417
4 <sup>th</sup> Judicial Drug Task Force .....	418
5 <sup>th</sup> Judicial Drug Task Force .....	419
8 <sup>th</sup> Judicial Drug Task Force .....	420
9 <sup>th</sup> Judicial Drug Task Force .....	421
10 <sup>th</sup> Judicial Drug Task Force .....	422
12 <sup>th</sup> Judicial Drug Task Force .....	423
13 <sup>th</sup> Judicial Drug Task Force .....	424
14 <sup>th</sup> Judicial Drug Task Force .....	425
15 <sup>th</sup> Judicial Drug Task Force .....	426
17 <sup>th</sup> Judicial Drug Task Force .....	427
18 <sup>th</sup> Judicial Drug Task Force .....	428



Task Forces (continued)	
19 <sup>th</sup> Judicial Drug Task Force .....	429
21 <sup>st</sup> Judicial Drug Task Force .....	430
22 <sup>nd</sup> Judicial Drug Task Force .....	431
23 <sup>rd</sup> Judicial Drug Task Force .....	432
24 <sup>th</sup> Judicial Drug Task Force .....	433
27 <sup>th</sup> Judicial Drug Task Force .....	434
31 <sup>st</sup> Judicial Drug Task Force .....	435
West Tennessee Drug Task Force .....	436

#### State Agencies

Tennessee Alcoholic Beverage Commission .....	439
Tennessee Bureau of Investigation .....	440
Tennessee Department of Revenue .....	441
Tennessee Department of Safety .....	442
Tennessee State Fire Marshall – Arson/Bomb .....	443
Tennessee Wildlife Resources Agency – Crossville .....	444
Tennessee Wildlife Resources Agency – Jackson .....	445
Tennessee Wildlife Resources Agency – Nashville .....	446
Tennessee Wildlife Resources Agency – Talbot .....	447

#### Tennessee State Parks

Bicentennial Capitol Mall State Park .....	451
Big Ridge State Park .....	452
Booker T. Washington State Park .....	453
Cedars of Lebanon State Park .....	454
Chickasaw State Park .....	455
Cumberland Mountain State Park .....	456
David Crockett State Park .....	457
Davy Crockett Birthplace State Park .....	458
Edgar Evins State Park .....	459
Fall Creek Falls State Park .....	460
Frozen Head State Natural Area .....	461
Harpeth Scenic River and Narrows Historic Area .....	462
Harrison Bay State Park .....	463
Henry Horton State Park .....	464
Hiwassee and Ocoee State Scenic Rivers .....	465
Indian Mountain State Park .....	466
Long Hunter State Park .....	467
Meeman-Shelby Forest State Park .....	468
Montgomery Bell State Park .....	469
Mousetail Landing State Park .....	470
Natchez Trace State Park .....	471
Norris Dam State Park .....	472
Paris Landing State Park .....	473
Pickett State Park .....	474



Tennessee State Parks (continued)	
Pickwick Landing State Park .....	475
Red Clay State Historic Park .....	476
Reelfoot Lake State Park .....	477
Rock Island State Park .....	478
South Cumberland Natural Area .....	479
Standing Stone State Park .....	480
Tim's Ford State Park .....	481
Warriors Path State Park .....	482
State Parks – No offenses reported .....	483

Appendix

Group A Offense Definitions .....	487
Group B Offense Definitions .....	495
Glossary of Terms and Definitions .....	497
Units of Counts – Offenses .....	498
Units of Counts – Clearances .....	499
Other Resources .....	499
TIBRS Offenses vs. UCR Summary Offenses .....	500
TIBRS Data Fields .....	501







# Introduction

## History

The Tennessee Bureau of Investigation (TBI) began implementation of the Tennessee Incident Based Reporting System (TIBRS) in 1995 when an Edward Byrne Memorial Grant was awarded to the TBI by Tennessee's Office of Criminal Justice Programs.

Tennessee had not collected data on a statewide basis since 1979 when federal funding expired for the state's Uniform Crime Reporting (UCR) program. This left Tennessee as one of six states in the country without a statewide crime statistics program until 1996, when the TBI began collecting data from state and local agencies. All law enforcement agencies are mandated under T.C.A. §38-10-101 et seq. to report crime statistics information to the TBI, and all colleges and universities are required to report by T.C.A. §49-7-2201 et seq. In July 1998, the FBI certified the TIBRS Program as compliant with their stringent standards for certification in the National Incident Based Reporting System (NIBRS) Program.

## Who Reports?

All law enforcement agencies as well as colleges and universities report crime statistics monthly to the TBI. The law enforcement statistics are submitted to the FBI each month by TBI. All sheriff's departments, drug task forces, colleges and universities, and state agencies are compliant. Of the 266 municipal police departments, 265 were compliant in 2002 and their data is included in this report. The Bethel Springs Police Department became certified in early 2003 and their data will be included in next year's report.

## What is Incident Based Reporting?

Incident based reporting views a crime and all of its components as an "incident". In order to obtain important data, facts recorded and preserved about the incident are organized into specific categories or segments. The vehicle used for recording these facts is a "data element". Data elements provide information about crime and its involvement with victims, offenders, property, arrestees, etc.

## What is TIBRS?

TIBRS is an incident based reporting system designed to collect data on every single crime occurrence and on each incident and arrest within the occurrence. The most significant difference between TIBRS and the traditional UCR system is the degree of detail in reporting. Unlike the summary system that collects only eight Part I crimes (Murder, Forcible Rape, Robbery, Aggravated Assault, Burglary, Larceny, Motor Vehicle Theft, and Arson), TIBRS collects 22 crime categories made up of 47 specific crimes called Group A offenses (see page 487). Additionally, arrests are reported for 11 Group B offense categories (see page 495). Under the old summary UCR program, only the most serious offense was reported. In TIBRS, up to 10 offenses can be reported in an incident, providing a more accurate picture of crime. Because of the differences



between UCR summary data and TIBRS data, any cross-comparisons would provide inaccurate results in trend analysis.

## **Pitfalls of Ranking**

In the past, crime data has been used to compile rankings of individual jurisdictions and institutions of higher learning. These crude and/or incomplete analyses have often created misleading perceptions which adversely affect geographic entities and their residents. The FBI has a longstanding policy against ranking cities, counties, states and universities/colleges on the basis of crime data alone.

Locales should not be ranked because there are many factors that cause the nature and type of crime to vary from place to place. TIBRS statistics include only jurisdictional figures along with reported crime, clearance or arrest data. Rankings ignore the uniqueness of each locale. All jurisdictions are affected in some degree by:

- Population density and degree of urbanization of the locality and surrounding area;
- Variations in composition of the population;
- Number of residents vs. the “policing population” i.e., residents plus daily commuters, transients, tourists, shoppers, etc.;
- Economic conditions;
- Modes of transportation and highway systems;
- Cultural conditions;
- Family conditions with respect to divorce and family cohesiveness;
- Climate;
- Effective strength of law enforcement agencies;
- Administrative and investigative emphases of law enforcement;
- Policies of other components of the criminal justice system, i.e., prosecutorial, judicial, correctional, and probational;

The attitudes of a jurisdiction’s citizenry toward crime and the crime reporting practices of its residents are known to have an effect on the number of crimes coming to the attention of law enforcement.

Because of concerns regarding the proper use of TIBRS data, the TBI has the following policies:

- The TBI will not analyze, interpret, or publish crime statistics based solely on a single dimension interagency ranking.
- The TBI will not furnish agency-based crime statistics to data users in a ranked format.
- When providing/using agency-oriented statistics, the TBI cautions and, in fact, strongly discourages data users against using rankings to evaluate locales or the effectiveness of their law enforcement departments.



## Crime Rates

Crime rates in *Crime in Tennessee* reflect all 22 Group A Offense Categories. Crime rates in the FBI *Crime in the U.S.* are only based upon 8 Index Offenses. The crime rates in Tennessee (TIBRS) will be a more accurate reflection of the crime occurrences in the state.

$$\text{Crime Rate} = \frac{\text{Number of Offenses}}{\text{Population}} \times 100,000$$

## Trends

The 2002 *Crime in Tennessee* publication is incident based data. This is only the second year this type of data has been published. The FBI takes the TIBRS data and converts it to their old summary system, which only includes the most serious offense in an incident. In the UCR summary system, the number of victims is counted if the most serious offense is homicide, assault, kidnapping or rape. We strongly discourage trying to compare the TIBRS data for 2002 to any data previously released by the FBI in the *Crime in the United States* publications. The data sets are not comparable due to the number of types of crimes reported and the fact that multiple offenses are reported in one incident to TIBRS. Trend information for Tennessee will not be provided until we have published data for at least three years.

## Crime Counts

All crimes reported in *Crime in Tennessee* are based upon crimes that occurred in 2002. If a person is arrested in 2002 for a crime that occurred in 2001, the arrest will not be included in the 2002 counts since the actual crime occurred in 2001.

**Differences between the Tennessee Incident Based Reporting System (TIBRS) and the FBI's UCR Summary reporting system** – TIBRS collects information on up to 10 offenses occurring in the same incident. Information is collected on the offense circumstances, victims, offenders, arrestees, and property. Information is collected on all of the above applicable components for 22 Group A Offenses. Group B offenses including DUI, Drunkenness, and Bad Checks only include arrest information.

The FBI Summary system applies a hierarchal rule and only collects information on the most serious offense occurring in an incident and drops the others. Information is only reported on 8 Crimes in Summary. Arrest information is only reported on other offenses including drugs, forgeries, and frauds.



## Highlights

- All law enforcement agencies are submitting crime statistics to the TBI each month and all reporting agencies have met the TIBRS certification criteria.
- 100% of the state's population is covered by reporting agencies.
- A total of 580,680 Group A offenses were reported for 2002
  - 64% were property crimes
  - 27% were crimes against persons
  - 9% were crimes against society including drug offenses
- Group A Offenses were cleared by arrest or exceptional means 28.2% of the time
- The Group A Crimes per 100,000 population was 10,116.3
- Total arrests per 100,000 was 4,952.3
- Juveniles comprised 11.1% of the total arrests
- 29.5% of all crimes against persons were Domestic Violence
- 35.1% of all reported Simple Assaults were Domestic Violence
- Burglary and Destruction/Damage/Vandalism offenses comprised 36.9% of all property crimes
- 58% of Homicides were committed at a residence
- 73% of Homicide victims were male
- Offenders were suspected of using drugs or alcohol in 11.5% of all crimes
- A total of 27,654 adults and juveniles were arrested for DUI





# Statewide Reports



**2002**

# Tennessee Statewide

**2001 Population Estimate**      **5,740,021**

**Offense Overview**

Offense Total                      580,680  
 Number Cleared                163,722  
 Percent Cleared                 28.2%

Group A Crimes per 100,000 population                      10,116.3

**Arrest Overview**

Total Arrests                      284,336  
 Adult Arrests                      251,366  
 Juvenile Arrests                 31,515  
 Unknown Age                      1,455

Arrests per 100,000 population                      4,953.6

Avg. number offenses/incident                      1.11

Domestic Violence Victims		
Offense	Total	Arrests
Murder	64	45
Aggravated Assault	6,828	3,217
Simple Assault	30,924	11,667
Intimidation	6,430	749
Stalking	358	68
Forcible Rape	387	89
Forcible Sodomy	140	19
Sexual Assault w/Object	70	8
Forcible Fondling	557	63
Incest	73	21
Statutory Rape	35	12
Kidnapping/Abduction	414	118
<b>Total</b>	<b>46,280</b>	<b>16,076</b>

TIBRS Group B Arrests		
Offense	Adult	Juvenile
Bad Checks	12,359	8
Curfew/Vagrancy	53	1,979
Disorderly Conduct	6,771	3,575
DUI	27,424	230
Drunkenness	20,376	396
Family-Non Violent	1,079	67
Liquor Law Violation	5,531	1,356
Peeping Tom	6	2
Runaway	0	2,317
Trespass	4,690	642
All Other Offenses	64,651	3,646
<b>Total Group B</b>	<b>142,940</b>	<b>14,218</b>

TIBRS Group A Offenses	Offenses		Arrests	
	Reported	Cleared	Adult	Juvenile
<b>Crimes Against Persons</b>				
Murder	421	323	338	15
Negligent Manslaughter	19	16	15	2
Kidnapping/Abduction	1,231	523	283	8
Forcible Rape	2,308	751	323	60
Forcible Sodomy	400	135	41	16
Sexual Assault w/Object	235	60	28	18
Forcible Fondling	2,392	742	256	97
Incest	91	38	26	3
Statutory Rape	638	306	216	4
Aggravated Assault	29,561	14,117	10,464	965
Simple Assault	88,289	39,695	23,417	3,342
Intimidation	29,296	6,111	2,146	482
Stalking	1,937	610	311	5
<b>Crimes Against Property</b>				
Arson	1,547	257	285	86
Bribery	26	12	11	0
Burglary	61,172	5,837	4,009	1,256
Counterfeiting/Forgery	10,740	3,672	2,817	78
Destruction/Damage/Vandalism	75,164	8,017	2,612	1,183
Embezzlement	2,181	692	432	27
Extortion/Blackmail	82	25	8	6
Fraud - False Pretenses	11,246	3,098	1,344	41
Fraud - Credit Card/ATM	3,510	502	235	20
Fraud - Impersonation	3,063	1,479	1,249	86
Fraud - Welfare	22	8	9	0
Fraud - Wire	213	40	20	0
Motor Vehicle Theft	25,009	3,342	2,158	601
Robbery	9,508	1,853	1,482	297
Stolen Property Offense	1,277	764	572	88
Theft - Pocket Picking	673	39	41	18
Theft - Purse Snatching	667	74	62	13
Theft - Shoplifting	24,190	13,965	10,818	3,552
Theft from Building	26,870	3,026	1,625	345
Theft from Coin Machine	1,522	152	126	15
Theft from Motor Vehicle	38,651	1,760	1,162	282
Theft of Motor Vehicle Parts	21,570	696	453	120
Theft - All Other Larceny	51,050	4,183	3,837	660
<b>Crimes Against Society</b>				
Drug/Narcotic Violations	31,068	26,931	25,681	2,687
Drug/Narcotic Equipment Violations	14,430	12,665	4,751	229
Gambling-Betting/Wagering	78	58	69	42
Gambling-Operating/Promoting	70	52	55	0
Gambling-Equipment Violation	238	174	84	6
Gambling-Sports Tampering	0	0	0	0
Pornography/Obscene Materials	92	28	15	1
Prostitution	2,258	1,865	1,929	15
Prostitution-Assisting/Promoting	215	203	86	0
Weapon Law Violations	5,460	4,826	2,525	526
<b>Total Group A Offenses</b>	<b>580,680</b>	<b>163,722</b>	<b>108,426</b>	<b>17,297</b>



**Crimes Against Persons in Tennessee, 2002**  
**Data represents each offense within a reported incident**

<b>Offense Total</b>	<b>156,818</b>
% of Total Statewide Offenses	27.0%
<b>Offense Cleared</b>	<b>63,427</b>
% of Offenses Cleared	40.4%

**The Crimes Against Persons category consists of the following offenses:**

Murder	Forcible Sex Offenses:	Assault Offenses:
Negligent Manslaughter	Forcible Rape	Aggravated Assault
Kidnapping/Abduction	Forcible Sodomy	Simple Assault
Incest	Sexual Assault w/Object	Intimidation
Statutory Rape	Forcible Fondling	Stalking

- 1.8% of Crimes Against Person offenses were committed in conjunction with a drug offense.
- 46% of all Crimes Against Person offenses occurred between the hours of 6 a.m. and 6 p.m.

**Arrestee Demographics for Crimes Against Persons Offenses**

<b>Sex</b>		<b>Race</b>			
Male	77.2%	White	66.8%	Native American	0.1%
Female	22.8%	African American	31.9%	Unknown	0.9%
		Asian	0.2%		

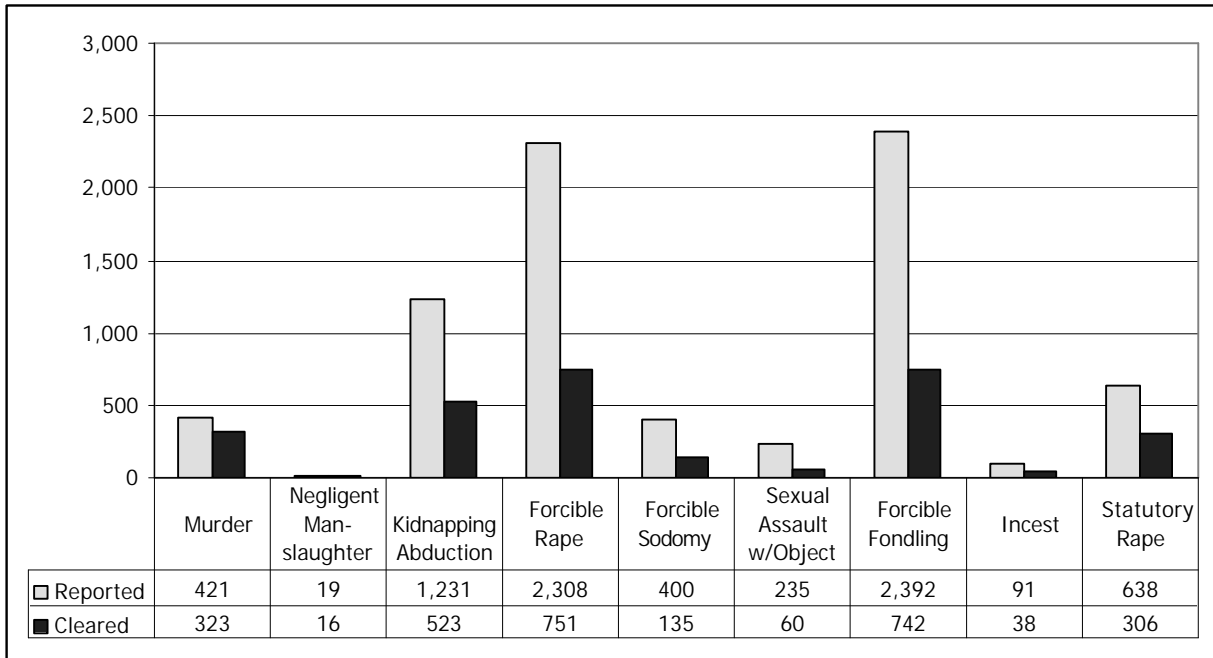
**Breakdown of Percentage of Total Crimes Against Persons Offenses**

Murder	0.3%	Incest	0.1%
Nonnegligent Manslaughter	0.01%	Statutory Rape	0.04%
Kidnapping/Abduction	0.8%	Aggravated Assault	18.9%
Forcible Rape	1.5%	Simple Assault	56.3%
Forcible Sodomy	0.3%	Intimidation	18.7%
Sexual Assault w/Object	0.1%	Stalking	1.2%
Forcible Fondling	1.5%		

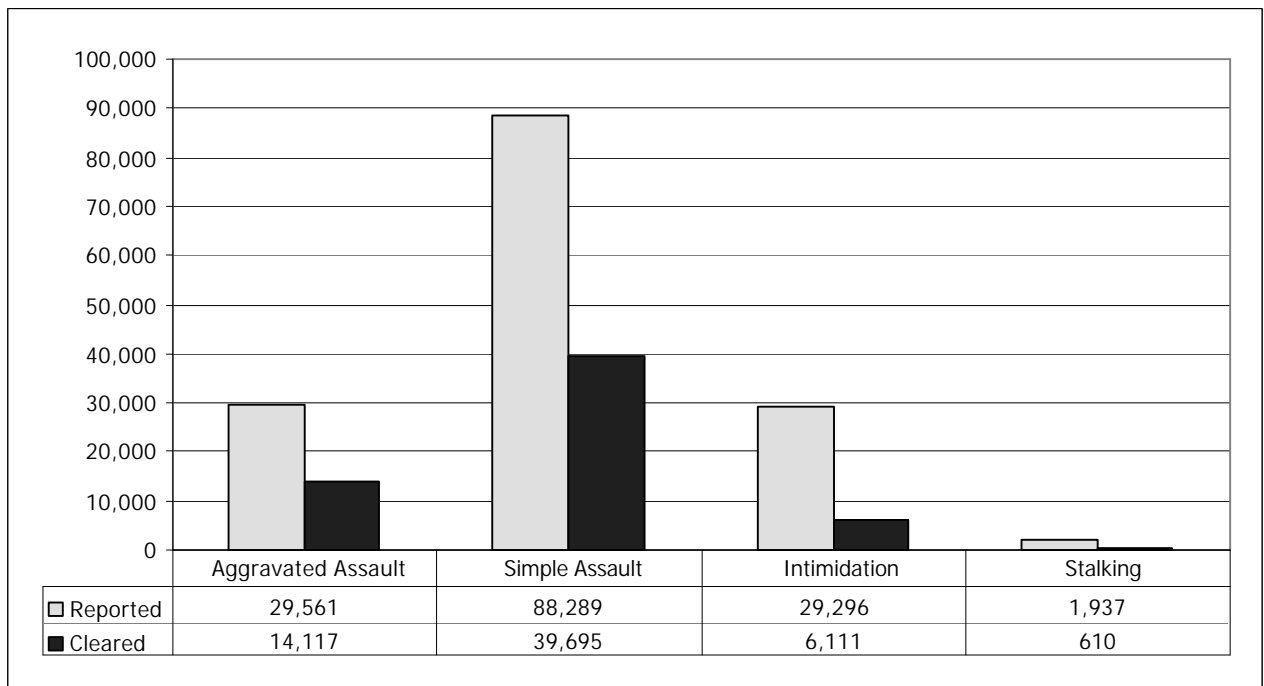




## Crimes Against Persons – Excluding Assault Offenses



## Crimes Against Persons – Assault Offenses



## Crimes Against Property in Tennessee, 2002

Data represents each offense within a reported incident

<b>Property Offense Total</b>	<b>369,953</b>
% of Total Statewide Offenses	63.7%
<b>Property Offense Cleared</b>	<b>53,493</b>
% of Property Cleared	14.5%

### The Property Offense category consists of the following offenses:

Arson	Fraud Offenses	Theft Offenses
Bribery	Fraud - False Pretenses	Theft - Pocket Picketing
Burglary	Fraud - Credit Card ATM	Theft - Purse Snatching
Counterfeiting/Forgery	Fraud - Impersonation	Theft - Shoplifting
Destruction/Damage/Vandalism	Fraud - Welfare	Theft From Building
Embezzlement	Fraud - Wire	Theft from Coin Machine
Extortion/Blackmail		Theft from Motor Vehicle
Motor Vehicle Theft		Theft of Motor Vehicle Parts
Robbery		Theft - All Other Larceny
Stolen Property Offense		

- 7% of total property lost (burned, counterfeited/forged, damaged/destroyed/vandalized, stolen, or seized) was recovered.
- 33% of property offenses were committed in conjunction with a drug offense.
- 59% of all property offenses occurred between the hours of 6 a.m. and 6 p.m.

### Arrestee Demographics for Property Offenses

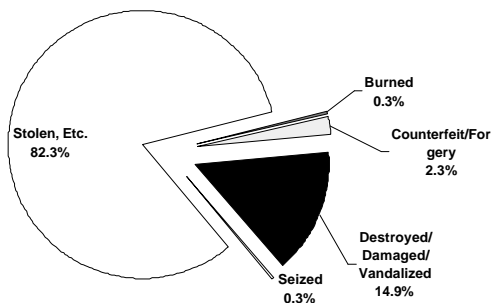
Sex		Race			
Male	69.3%	White	64.1%	Native American	0.1%
Female	30.7%	African American	34.7%	Unknown	0.9%
		Asian	0.2%		

### Breakdown of Crimes Against Property – Percentage of Property Total Offenses

Arson	0.4%	Extortion/Blackmail	0.02%
Bribery	0.01%	Motor Vehicle Theft	6.8%
Burglary/Breaking Entering	16.5%	Robbery	2.6%
Counterfeiting/Forgery	2.9%	Stolen Property Offenses	0.3%
Destruction/Damage/ Vandalism	20.3%	Fraud Offenses	4.9%
Embezzlement	0.6%	Larceny Offenses	44.7%

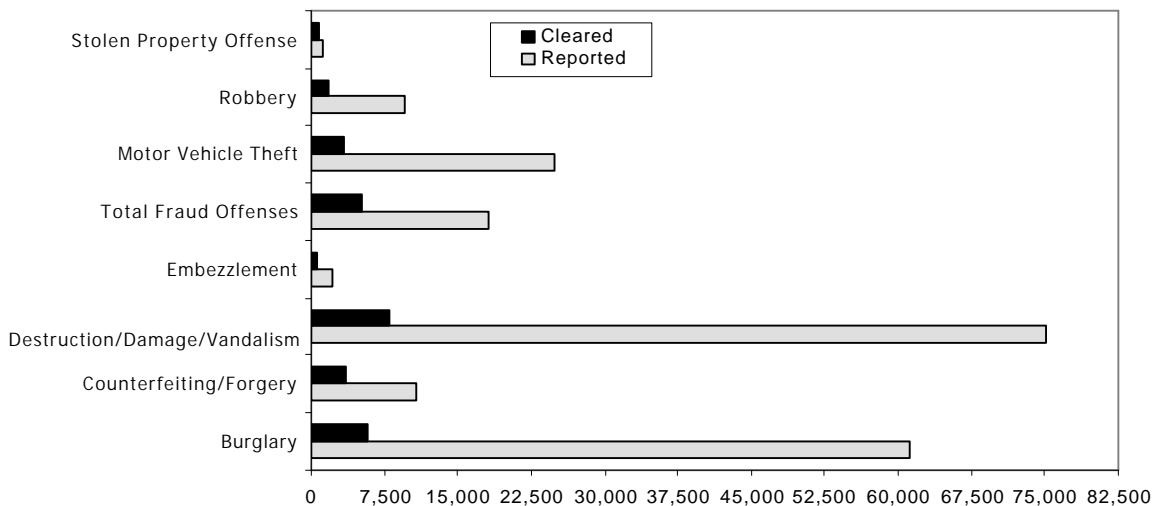


## Statewide Property Loss Percentages by Loss Type

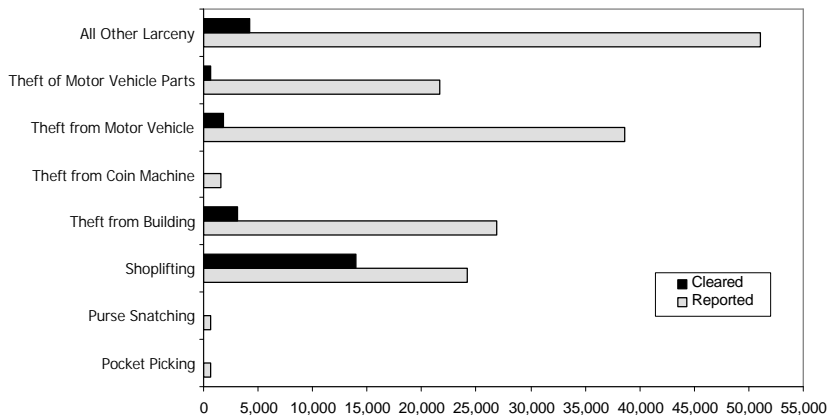


*Note: 22% of the Stolen Property Category were Recovered.*

## Statewide Property Offenses vs. Clearances



## Statewide Theft Offenses vs. Clearances



**Crimes Against Society in Tennessee, 2002**  
**Data represents each offense within a reported incident**

<b>Offense Total</b>	<b>53,909</b>
% of Total Statewide Offenses	9.3%
<b>Offense Cleared</b>	<b>46,802</b>
% of Cleared	86.8%

**The Crimes Against Society category consist of the following offenses:**

Drug/Narcotic Violations	<b>Gambling Offenses:</b>
Drug Equipment Violations	Betting/Wagering
Pornography/Obscene Materials	Operating/Promoting
Prostitution	Equipment Violation
Assisting/Promoting Prostitution	Sports Tampering
Weapon Law Violations	

➤ 37% of all Crimes Against Society offenses occurred between the hours of 6 a.m. and 6 p.m.

**Arrestee Demographics for Crimes Against Society Offenses**

<b>Sex</b>		<b>Race</b>	
Male	78.5%	White	62.2%
Female	21.5%	African American	36.2%
		Asian	0.2%
		Native American	0.1%
		Unknown	1.0%

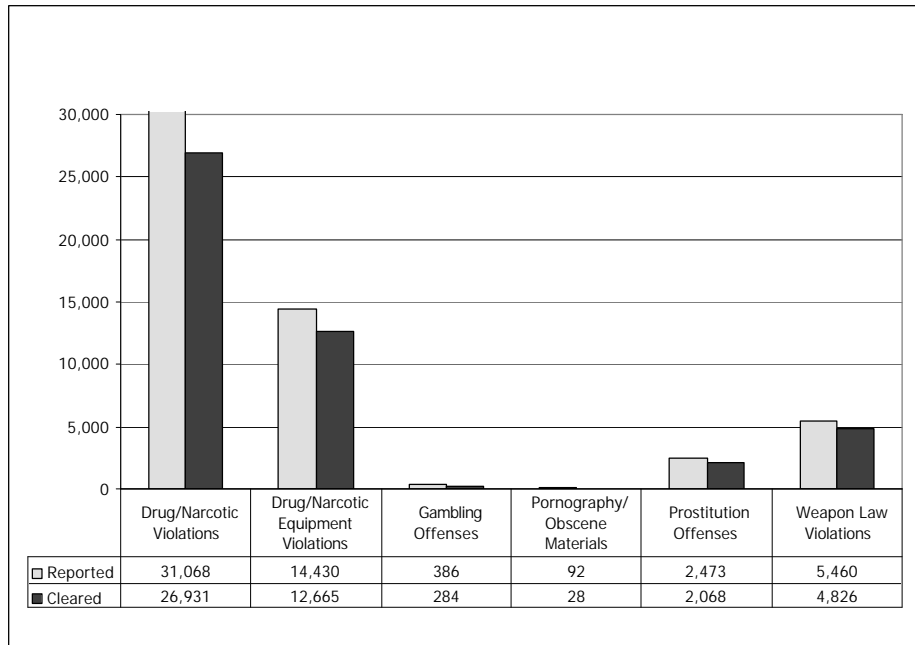
**Breakdown by Percentage of Total Crimes Against Society Offenses**

Drug/Narcotic Violations	57.6%	Gambling Offenses:	
Drug/Narcotic Equipment Violations	26.8%	Betting/Wagering	0.1%
Pornography/Obscene Materials	0.2%	Operating/Promoting	0.1%
Prostitution	4.2%	Equipment Violations	0.4%
Assisting/Promoting Prostitution	0.4%	Sports Tampering*	0.0%
Weapon Law Violations	10.1%		

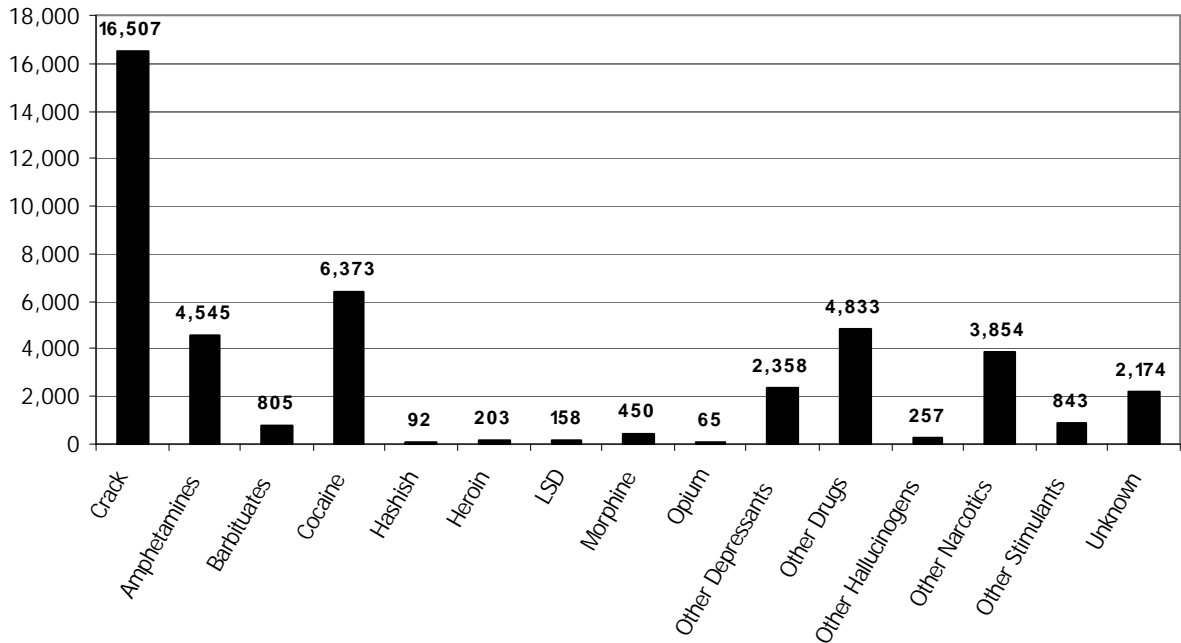
\*Gambling is illegal in Tennessee, therefore there can be no Sports Tampering Incidents



## Crimes Against Society



## Number of Society Incidents that Occurred In Conjunction with a Drug Incident By Drug Type\*



\* Marijuana=62,226; For comparison purposes Marijuana was excluded from this chart.



## Offenses and Weapon Used

	Firearm (type not stated)		Handgun		Rifle	
	Non - Automatic	Automatic	Non - Automatic	Automatic	Non - Automatic	Automatic
Murder	70	1	147	8	7	2
Negligent Manslaughter	1	1	6	0	1	0
Kidnapping/Abduction	27	0	167	8	3	0
Forcible Rape	18	0	91	2	2	0
Forcible Sodomy	0	0	6	0	0	0
Sexual Assault with an Object	0	0	0	0	0	0
Forcible Fondling	1	0	8	0	1	0
Robbery	564	22	4,314	219	76	4
Aggravated Assault	1,144	39	4,611	248	398	16
Simple Assault	0	0	0	0	0	0
Extortion/Blackmail	1	0	1	0	0	0
Weapon Law Violation	333	30	3,063	287	241	15
<b>TOTAL</b>	<b>2,159</b>	<b>93</b>	<b>12,414</b>	<b>772</b>	<b>729</b>	<b>37</b>

## Offenses and Weapon Used

	Shotgun		Other Firearm		Knife/Cutting Instrument	Blunt Object
	Non - Automatic	Automatic	Non - Automatic	Automatic		
Murder	20	0	4	0	51	21
Negligent Manslaughter	1	0	0	0	1	0
Kidnapping/Abduction	8	0	3	0	71	14
Forcible Rape	1	0	1	0	98	15
Forcible Sodomy	0	0	0	0	11	2
Sexual Assault with an Object	0	0	0	0	5	3
Forcible Fondling	1	0	0	0	17	0
Robbery	250	6	21	0	678	255
Aggravated Assault	687	13	136	1	5,294	4,550
Simple Assault	0	0	0	0	0	0
Extortion/Blackmail	0	0	0	0	0	0
Weapon Law Violation	287	12	41	1	956	187
<b>TOTAL</b>	<b>1,255</b>	<b>31</b>	<b>206</b>	<b>2</b>	<b>7,182</b>	<b>5,047</b>

*Note: Up to three weapons may be chosen with an offense.  
(Chart continued on next page)*



<b>Offenses and Weapon Used</b>					
	<b>Motor Vehicle</b>	<b>Personal Weapon</b>	<b>Poison</b>	<b>Explosives</b>	<b>Fire</b>
Murder	1	35	0	0	3
Negligent Manslaughter	4	1	0	0	1
Kidnapping/Abduction	18	437	0	0	0
Forcible Rape	1	1566	0	0	0
Forcible Sodomy	0	252	0	0	0
Sexual Assault with an Object	0	173	0	0	0
Forcible Fondling	1	1699	0	0	0
Robbery	23	2521	2	8	1
Aggravated Assault	2406	4907	15	34	73
Simple Assault	0	67671	0	0	0
Extortion/Blackmail	1	16	0	0	0
Weapon Law Violation	6	74	0	50	4
<b>Total</b>	<b>2,461</b>	<b>79,352</b>	<b>17</b>	<b>92</b>	<b>82</b>

<b>Offenses and Weapon Used</b>					
	<b>Drugs/ Narcotics</b>	<b>Asphyxiation</b>	<b>Other</b>	<b>Unknown</b>	<b>None</b>
Murder	2	4	15	33	0
Negligent Manslaughter	0	1	2	0	0
Kidnapping/Abduction	3	1	69	57	285
Forcible Rape	21	2	107	123	344
Forcible Sodomy	1	0	25	22	78
Sexual Assault with an Object	0	0	16	6	25
Forcible Fondling	4	0	76	69	352
Robbery	2	3	408	463	437
Aggravated Assault	32	27	3,136	498	195
Simple Assault	0	0	4,987	1,445	5,292
Extortion/Blackmail	0	0	13	7	45
Weapon Law Violation	33	1	197	23	56
<b>Total</b>	<b>98</b>	<b>39</b>	<b>9,051</b>	<b>2,746</b>	<b>7,109</b>

*Note: Up to three weapons may be chosen with an offense.*



## Offenses by Time of Day

	Total	12 AM - 3 AM	3 AM - 6 AM	6 AM - 9 AM	9 AM - 12 PM	12 PM - 3 PM	3 PM - 6 PM	6 PM - 9 PM	9 PM - 12 AM
<b>Crimes Against Persons</b>									
Murder	385	58	43	31	32	43	52	48	78
Negligent Manslaughter	19	5	0	3	2	2	2	2	3
Kidnapping/Abduction	1,095	134	65	73	105	125	202	197	194
Forcible Rape	2,258	516	233	155	202	231	266	283	372
Forcible Sodomy	372	81	24	31	43	61	38	42	52
Sexual Assault w/Object	219	40	11	25	27	29	29	24	34
Forcible Fondling	2,181	300	81	175	297	364	403	295	266
Incest	84	11	2	4	14	17	13	15	8
Statutory Rape	622	140	16	51	65	88	97	89	76
Aggravated Assault	24,685	3,647	1,568	1,190	1,916	2,757	3,989	4,763	4,855
Simple Assault	78,230	10,152	4,164	4,390	7,075	9,876	12,959	14,921	14,693
Intimidation	27,413	2,632	805	1,853	3,371	4,020	5,234	5,313	4,185
Stalking	1,864	228	62	197	233	292	334	293	225
<b>Crimes Against Property</b>									
Arson	1,547	305	210	115	130	141	166	209	271
Bribery	26	4	1	0	2	4	5	7	3
Burglary	61,172	7,083	3,496	9,504	7,903	8,069	9,884	8,528	6,706
Counterfeiting/Forgery	10,740	1,673	117	1,263	2,052	2,376	1,888	947	424
Destruction/Damage/Vandalism	75,164	13,302	4,310	6,683	7,068	8,170	10,750	11,851	13,030
Embezzlement	2,181	326	45	262	315	397	398	235	203
Extortion/Blackmail	82	12	2	12	10	10	16	10	10
Fraud - False Pretenses	11,246	1,803	183	1,274	1,966	2,427	1,898	1,154	541
Fraud - Credit Card/ATM	3,510	758	36	347	554	741	567	352	155
Fraud - Impersonation	3,063	641	124	200	380	582	478	335	323
Fraud - Welfare	22	3	0	5	6	6	1	1	0
Fraud - Wire	213	45	1	27	30	58	26	20	6
Motor Vehicle Theft	25,009	3,979	1,566	2,513	2,471	2,668	3,254	3,896	4,662
Robbery	9,508	1,504	896	458	778	941	1,090	1,654	2,187
Stolen Property Offense	1,277	183	72	104	175	205	194	183	161
Theft - Pocket Picking	673	90	27	35	72	124	124	103	98
Theft - Purse Snatching	667	42	13	47	71	134	126	132	102
Theft - Shoplifting	24,190	1,783	755	743	2,339	4,730	6,248	5,175	2,417
Theft from Building	26,870	2,955	594	2,967	4,152	5,467	5,090	3,427	2,218
Theft from Coin Machine	1,522	288	108	195	182	130	180	206	233
Theft from Motor Vehicle	38,651	6,486	1,758	3,266	3,970	4,628	5,341	6,232	6,970
Theft of Motor Vehicle Parts	21,570	4,969	938	2,098	1,874	2,443	2,710	2,943	3,595
Theft - All Other Larceny	51,050	5,649	1,368	5,003	7,071	8,879	9,976	7,869	5,235
<b>Crimes Against Society</b>									
Drug/Narcotic Violations	31,068	4,886	1,798	1,191	2,710	3,349	4,500	6,025	6,609
Drug/Narcotic Equipment Violations	14,430	2,564	971	658	1,190	1,239	1,946	2,707	3,155
Gambling-Betting/Wagering	78	5	2	4	10	8	24	14	11
Gambling-Operating/Promoting	70	5	0	4	8	9	16	22	6
Gambling-Equipment Violation	238	11	6	7	30	32	54	70	28
Gambling-Sports Tampering	0	0	0	0	0	0	0	0	0
Pornography/Obscene Materials	92	16	1	12	10	16	11	15	11
Prostitution	2,258	211	61	33	75	109	339	779	651
Prostitution-Assisting/Promoting	215	22	6	1	18	14	27	74	53
Weapon Law Violations	5,460	966	395	281	471	643	709	914	1,081
<b>Total Group A Offenses</b>	<b>563,290</b>	<b>80,513</b>	<b>26,934</b>	<b>47,490</b>	<b>61,475</b>	<b>76,654</b>	<b>91,654</b>	<b>92,374</b>	<b>86,196</b>

Note: Crimes Against Persons is the count of Incidents, not Victims.





## Offender Suspected of Using

	Total Offenses	Alcohol	Drugs	Computer Equipment	Not Applicable
<b>Crimes Against Persons</b>					
Murder	385	30	18	1	343
Negligent Manslaughter	19	5	3	0	14
Kidnapping/Abduction	1,095	82	65	0	978
Forcible Rape	2,258	284	126	3	1,912
Forcible Sodomy	372	27	12	0	341
Sexual Assault w/Object	219	16	8	0	199
Forcible Fondling	2,181	135	39	1	2,026
Incest	84	3	2	0	80
Statutory Rape	622	35	23	0	577
Aggravated Assault	24,685	3,844	1,263	18	20,188
Simple Assault	78,230	10,863	2,315	36	66,130
Intimidation	27,413	1,682	654	62	25,301
Stalking	1,864	63	40	1	1,777
<b>Crimes Against Property</b>					
Arson	1,547	30	13	2	1,508
Bribery	26	2	1	0	23
Burglary	61,172	562	631	48	60,125
Counterfeiting/Forgery	10,740	96	330	101	10,264
Destruction/Damage/Vandalism	75,164	1,863	627	30	72,938
Embezzlement	2,181	6	24	15	2,138
Extortion/Blackmail	82	3	3	0	77
Fraud - False Pretenses	11,246	149	298	90	10,752
Fraud - Credit Card/ATM	3,510	17	27	80	3,394
Fraud - Impersonation	3,063	215	130	24	2,735
Fraud - Welfare	22	0	1	0	21
Fraud - Wire	213	1	7	45	161
Motor Vehicle Theft	25,009	359	434	6	25,312
Robbery	9,508	256	263	5	9,065
Stolen Property Offense	1,277	64	57	2	1,171
Theft - Pocket Picking	673	20	19	0	642
Theft - Purse Snatching	667	3	4	0	660
Theft - Shoplifting	24,190	935	396	5	22,944
Theft from Building	26,870	289	547	31	26,132
Theft from Coin Machine	1,522	13	8	0	1,507
Theft from Motor Vehicle	38,651	183	205	7	38,313
Theft of Motor Vehicle Parts	21,570	49	37	4	21,490
Theft - All Other Larceny	51,050	370	477	45	50,249
<b>Crimes Against Society</b>					
Drug/Narcotic Violations	31,068	3,603	18,303	15	12,053
Drug/Narcotic Equipment Violations	14,430	1,834	8,306	7	5,731
Gambling-Betting/Wagering	78	2	7	0	70
Gambling-Operating/Promoting	70	4	2	0	64
Gambling-Equipment Violation	238	27	65	2	158
Gambling-Sports Tampering	0	0	0	0	0
Pornography/Obscene Materials	92	5	3	18	69
Prostitution	2,258	70	140	0	2,075
Prostitution-Assisting/Promoting	215	6	9	0	201
Weapon Law Violations	5,460	829	819	3	4,011
<b>Total Group A Offenses</b>	<b>563,289</b>	<b>28,934</b>	<b>36,761</b>	<b>707</b>	<b>505,919</b>

Note: More than one category may be chosen for each offense so numbers will not equal the total.



## Offense Location

	Grand Total	Transport. Terminal	Financial Institution	Bar	Religious Facility	Office Building	Construction Site
<b>Crimes Against Persons</b>							
Murder	385	0	1	7	0	7	0
Negligent Manslaughter	19	0	0	0	0	0	0
Kidnapping/Abduction	1,095	4	2	7	2	8	1
Forcible Rape	2,258	3	2	11	4	23	3
Forcible Sodomy	372	2	1	1	1	2	0
Sexual Assault w/Object	219	0	0	1	1	3	0
Forcible Fondling	2,181	19	1	12	13	33	0
Incest	84	0	1	0	0	2	0
Statutory Rape	622	0	0	0	0	2	0
Aggravated Assault	24,685	33	33	596	34	163	20
Simple Assault	78,230	190	114	1,426	119	794	51
Intimidation	27,413	43	72	132	45	810	21
Stalking	1,864	5	12	5	6	45	1
<b>Crimes Against Property</b>							
Arson	1,547	5	4	11	7	42	10
Bribery	26	0	0	0	0	0	0
Burglary	61,172	23	123	281	783	2,968	564
Counterfeiting/Forgery	10,740	6	1,631	64	12	276	13
Destruction/Damage/Vandalism	75,164	56	157	532	625	2,184	441
Embezzlement	2,181	6	43	13	4	303	10
Extortion/Blackmail	82	0	2	1	0	5	0
Fraud - False Pretenses	11,246	42	1,002	50	26	342	8
Fraud - Credit Card/ATM	3,510	15	247	19	3	90	0
Fraud - Impersonation	3,063	11	119	22	1	73	2
Fraud - Welfare	22	0	0	0	0	0	0
Fraud - Wire	213	0	30	0	0	3	0
Motor Vehicle Theft	25,009	20	55	178	107	525	72
Robbery	9,508	10	182	71	16	96	9
Stolen Property Offense	1,277	2	4	2	5	16	1
Theft - Pocket Picking	673	15	2	54	3	16	0
Theft - Purse Snatching	667	4	3	12	6	9	0
Theft - Shoplifting	24,190	13	137	10	21	177	32
Theft from Building	26,870	89	119	442	329	2,004	234
Theft from Coin Machine	1,522	1	4	8	4	179	11
Theft from Motor Vehicle	38,651	28	41	313	213	558	107
Theft of Motor Vehicle Parts	21,570	7	32	56	76	306	26
Theft - All Other Larceny	51,050	125	284	357	330	1,271	1,127
<b>Crimes Against Society</b>							
Drug/Narcotic Violations	31,068	74	26	304	33	98	7
Drug/Narcotic Equipment Violations	14,430	27	9	64	7	39	3
Gambling-Betting/Wagering	78	0	0	2	0	1	0
Gambling-Operating/Promoting	70	0	0	12	0	5	0
Gambling-Equipment Violation	238	0	0	26	0	3	0
Gambling-Sports Tampering	0	0	0	0	0	0	0
Pornography/Obscene Materials	92	0	1	0	0	4	0
Prostitution	2,258	0	3	1	2	6	0
Prostitution-Assisting/Promoting	215	0	0	0	1	3	1
Weapon Law Violations	5,460	35	5	71	6	20	3
<b>Total Group A Offenses</b>	<b>563,289</b>	<b>913</b>	<b>4,504</b>	<b>5,174</b>	<b>2,845</b>	<b>13,514</b>	<b>2,778</b>

Note: Crimes Against Persons is the count of Incidents, not Victims.  
(Chart continued on next page)



## Offense Location

	Convenience Store	Department Store	Medical Facility	Field/Woods	Government Building	Grocery/Supermarket
<b>Crimes Against Persons</b>						
Murder	5	0	3	15	1	1
Negligent Manslaughter	0	0	0	0	0	0
Kidnapping/Abduction	21	4	5	8	13	10
Forcible Rape	10	2	20	82	6	3
Forcible Sodomy	0	0	4	10	2	0
Sexual Assault w/Object	1	1	4	5	2	2
Forcible Fondling	27	26	30	25	21	7
Incest	1	0	0	1	0	0
Statutory Rape	1	1	0	12	5	1
Aggravated Assault	327	114	80	182	76	125
Simple Assault	783	505	446	272	447	404
Intimidation	361	251	287	51	269	159
Stalking	25	30	22	3	20	19
<b>Crimes Against Property</b>						
Arson	11	11	9	75	13	5
Bribery	0	1	0	0	3	0
Burglary	905	475	447	42	334	281
Counterfeiting/Forgery	1,430	1,103	802	1	72	1,558
Destruction/Damage/Vandalism	894	487	293	757	647	372
Embezzlement	188	387	47	1	24	69
Extortion/Blackmail	1	3	2	0	0	1
Fraud - False Pretenses	898	841	911	5	77	875
Fraud - Credit Card/ATM	281	452	19	0	21	116
Fraud - Impersonation	58	204	100	10	45	91
Fraud - Welfare	0	0	2	0	3	5
Fraud - Wire	2	5	22	0	3	5
Motor Vehicle Theft	305	208	110	120	82	140
Robbery	785	183	83	83	20	195
Stolen Property Offense	25	33	2	19	5	13
Theft - Pocket Picking	22	69	14	1	16	55
Theft - Purse Snatching	26	77	16	2	7	70
Theft - Shoplifting	4,344	11,037	668	1	24	3,773
Theft from Building	538	1,154	811	29	570	647
Theft from Coin Machine	153	65	16	4	41	106
Theft from Motor Vehicle	477	352	152	131	132	218
Theft of Motor Vehicle Parts	155	123	49	52	46	63
Theft - All Other Larceny	6,661	860	370	697	304	549
<b>Crimes Against Society</b>						
Drug/Narcotic Violations	369	184	187	257	302	145
Drug/Narcotic Equipment Violations	148	121	49	108	127	94
Gambling-Betting/Wagering	4	0	0	0	3	1
Gambling-Operating/Promoting	8	0	0	1	0	2
Gambling-Equipment Violation	19	0	1	0	2	6
Gambling-Sports Tampering	0	0	0	0	0	0
Pornography/Obscene Materials	0	1	0	0	1	0
Prostitution	8	1	0	9	6	6
Prostitution-Assisting/Promoting	6	0	0	2	1	2
Weapon Law Violations	63	32	11	49	35	28
<b>Total Group A Offenses</b>	<b>20,346</b>	<b>19,403</b>	<b>6,094</b>	<b>3,122</b>	<b>3,828</b>	<b>10,222</b>

Note: Crimes Against Persons is the count of Incidents, not Victims.

(Chart continued on next page)



## Offense Location

	Highway/ Road/Alley	Hotel	Jail/ Prison	Waterway	Liquor Store	Parking Lot Garage
<b>Crimes Against Persons</b>						
Murder	57	3	0	4	0	28
Negligent Manslaughter	4	1	0	1	0	0
Kidnapping/Abduction	174	26	1	1	2	119
Forcible Rape	152	96	2	9	0	81
Forcible Sodomy	22	10	7	1	0	13
Sexual Assault w/Object	6	1	1	1	0	4
Forcible Fondling	118	43	10	2	0	56
Incest	2	2	1	0	0	0
Statutory Rape	14	28	1	2	0	13
Aggravated Assault	4,671	308	99	33	17	1,952
Simple Assault	6,357	966	679	68	23	4,262
Intimidation	1,572	211	100	8	13	790
Stalking	299	11	1	0	2	87
<b>Crimes Against Property</b>						
Arson	153	11	4	4	0	123
Bribery	4	0	0	0	0	2
Burglary	90	540	6	38	76	537
Counterfeiting/Forgery	180	66	11	0	173	85
Destruction/Damage/Vandalism	6,273	744	99	124	58	15,278
Embezzlement	8	55	3	0	3	18
Extortion/Blackmail	4	1	0	0	0	4
Fraud - False Pretenses	257	145	6	2	72	325
Fraud - Credit Card/ATM	11	67	5	0	11	22
Fraud - Impersonation	731	30	30	1	6	133
Fraud - Welfare	0	0	0	0	0	1
Fraud - Wire	0	2	0	0	0	0
Motor Vehicle Theft	2,081	428	5	35	18	6,887
Robbery	2,169	281	1	1	54	1,735
Stolen Property Offense	523	21	0	1	0	176
Theft - Pocket Picking	52	27	3	1	1	55
Theft - Purse Snatching	86	9	0	1	5	150
Theft - Shoplifting	54	8	2	0	125	73
Theft from Building	36	949	20	4	15	180
Theft from Coin Machine	10	113	0	2	0	162
Theft from Motor Vehicle	2,745	490	5	114	14	16,581
Theft of Motor Vehicle Parts	1,248	87	2	34	3	8,813
Theft - All Other Larceny	1,137	623	16	287	25	2,494
<b>Crimes Against Society</b>						
Drug/Narcotic Violations	15,735	684	599	103	21	2,540
Drug/Narcotic Equipment Violations	8,032	453	130	8	26	1,103
Gambling-Betting/Wagering	24	0	0	0	0	6
Gambling-Operating/Promoting	11	0	0	0	0	1
Gambling-Equipment Violation	81	1	0	0	0	12
Gambling-Sports Tampering	0	0	0	0	0	0
Pornography/Obscene Materials	5	1	0	0	0	1
Prostitution	1,685	156	7	0	3	159
Prostitution-Assisting/Promoting	89	55	0	0	0	29
Weapon Law Violations	2,604	93	24	7	5	490
<b>Total Group A Offenses</b>	<b>59,566</b>	<b>7,846</b>	<b>1,880</b>	<b>897</b>	<b>771</b>	<b>65,580</b>

Note: Crimes Against Persons is the count of Incidents, not Victims.

(Chart continued on next page)



## Offense Location

	Rental Storage Facility	Residence	Restaurant	School or College	Service Station	Specialty Store	Other
<b>Crimes Against Persons</b>							
Murder	2	223	0	2	2	3	21
Negligent Manslaughter	0	13	0	0	0	0	0
Kidnapping/Abduction	2	598	5	19	12	2	49
Forcible Rape	3	1,528	10	38	4	4	162
Forcible Sodomy	1	264	0	4	1	1	25
Sexual Assault w/Object	0	161	4	8	0	1	12
Forcible Fondling	3	1,294	31	244	8	15	143
Incest	0	69	1	0	0	0	4
Statutory Rape	1	483	1	6	0	1	50
Aggravated Assault	31	14,331	194	332	131	77	726
Simple Assault	124	53,214	915	2,959	271	327	2,514
Intimidation	30	19,274	575	869	135	284	1,051
Stalking	3	1,040	49	42	8	27	102
<b>Crimes Against Property</b>							
Arson	7	860	10	65	3	9	95
Bribery	0	14	0	0	2	0	0
Burglary	1,070	44,247	815	1,098	352	1,852	3,225
Counterfeiting/Forgery	10	1,071	481	107	237	577	774
Destruction/Damage/Vandalism	269	36,834	875	2,327	450	1,145	3,243
Embezzlement	6	61	451	23	38	253	167
Extortion/Blackmail	0	44	3	4	0	1	6
Fraud - False Pretenses	44	2,402	613	120	223	829	1,131
Fraud - Credit Card/ATM	5	759	118	30	129	212	878
Fraud - Impersonation	2	667	31	65	15	111	505
Fraud - Welfare	0	8	1	0	0	0	2
Fraud - Wire	1	77	1	8	0	5	49
Motor Vehicle Theft	88	11,051	168	268	290	350	1,418
Robbery	11	2,192	438	94	227	187	385
Stolen Property Offense	5	235	10	19	6	29	125
Theft - Pocket Picking	0	101	30	33	12	8	83
Theft - Purse Snatching	2	85	26	27	7	14	23
Theft - Shoplifting	9	71	59	32	991	2,126	403
Theft from Building	213	11,589	1,243	3,094	176	942	1,443
Theft from Coin Machine	6	44	21	71	69	121	311
Theft from Motor Vehicle	88	12,342	471	779	288	266	1,746
Theft of Motor Vehicle Parts	50	8,210	117	488	157	229	1,141
Theft - All Other Larceny	200	24,019	941	917	2,882	904	3,670
<b>Crimes Against Society</b>							
Drug/Narcotic Violations	38	6,958	167	1,228	130	55	824
Drug/Narcotic Equipment Violations	10	2,948	49	313	54	39	469
Gambling-Betting/Wagering	0	20	1	11	0	0	5
Gambling-Operating/Promoting	0	11	5	0	0	5	9
Gambling-Equipment Violation	2	46	3	9	0	2	25
Gambling-Sports Tampering	0	0	0	0	0	0	0
Pornography/Obscene Materials	0	67	1	6	0	1	3
Prostitution	0	10	1	2	4	6	183
Prostitution-Assisting/Promoting	0	9	0	2	1	0	14
Weapon Law Violations	12	1,122	38	422	26	72	187
<b>Total Group A Offenses</b>	<b>2,348</b>	<b>260,666</b>	<b>8,973</b>	<b>16,185</b>	<b>7,341</b>	<b>11,092</b>	<b>27,401</b>

Note: Crimes Against Persons is the count of Incidents, not Victims.



## Arrestee Sex and Race

	Total	Sex		Race				
		Male	Female	African American	Asian	Native American	Unknown	White
<b>Crimes Against Persons</b>								
Murder	353	317	36	207	0	0	0	146
Negligent Manslaughter	17	17	0	3	0	0	0	14
Kidnapping/Abduction	292	235	57	106	1	1	1	183
Forcible Rape	386	383	3	160	0	0	5	221
Forcible Sodomy	59	56	3	15	0	1	0	43
Sexual Assault w/Object	46	43	3	19	0	0	2	25
Forcible Fondling	356	343	13	91	2	0	7	256
Incest	29	29	0	2	1	0	0	26
Statutory Rape	220	207	13	52	0	0	3	165
Aggravated Assault	11,481	8,873	2,608	4,529	21	11	94	6,826
Simple Assault	26,876	20,513	6,363	8,579	73	32	258	17,934
Intimidation	2,653	1,996	657	702	0	0	8	1,943
Stalking	318	261	57	36	0	1	3	278
<b>Crimes Against Property</b>								
Arson	372	309	63	142	2	0	2	226
Bribery	11	11	0	1	0	0	0	10
Burglary	5,284	4,706	578	1,840	4	2	24	3,414
Counterfeiting/Forgery	2,913	1,664	1,249	1,073	5	4	9	1,822
Destruction/Damage/Vandalism	3,822	3,127	695	984	8	5	36	2,789
Embezzlement	460	217	243	138	0	0	6	316
Extortion/Blackmail	15	15	0	10	0	0	0	5
Fraud - False Pretenses	1,393	838	555	342	1	0	19	1,031
Fraud - Credit Card/ATM	255	127	128	62	0	0	2	191
Fraud - Impersonation	1,341	991	350	582	4	2	20	733
Fraud - Welfare	10	1	9	4	0	0	0	6
Fraud - Wire	20	18	2	1	0	0	1	18
Motor Vehicle Theft	2,773	2,396	377	1,324	17	7	29	1,396
Robbery	1,783	1,596	187	1,209	1	1	6	566
Stolen Property Offense	663	524	139	248	0	3	11	401
Theft - Pocket Picking	59	38	21	43	1	0	0	15
Theft - Purse Snatching	75	52	23	37	0	0	0	38
Theft - Shoplifting	14,399	7,509	6,890	5,891	53	11	144	8,300
Theft from Building	1,987	1,381	606	463	0	1	18	1,505
Theft from Coin Machine	142	124	18	42	1	2	0	97
Theft from Motor Vehicle	1,449	1,290	159	474	3	2	10	960
Theft of Motor Vehicle Parts	578	539	39	172	2	1	11	392
Theft - All Other Larceny	4,521	3,204	1,317	1,483	6	1	27	3,004
<b>Crimes Against Society</b>								
Drug/Narcotic Violations	28,584	23,321	5,263	9,560	53	19	261	18,691
Drug/Narcotic Equipment Violations	4,996	3,538	1,458	1,643	4	2	27	3,320
Gambling-Betting/Wagering	111	108	3	100	0	0	0	11
Gambling-Operating/Promoting	56	45	11	36	0	0	0	20
Gambling-Equipment Violation	90	70	20	48	0	0	1	41
Gambling-Sports Tampering	0	0	0	0	0	0	0	0
Pornography/Obscene Materials	16	15	1	3	0	0	0	13
Prostitution	1,944	639	1,305	1,253	6	2	70	613
Prostitution-Assisting/Promoting	86	67	19	52	0	0	1	33
Weapon Law Violations	3,059	2,782	277	1,463	5	4	26	1,561
<b>Total Group A Offenses</b>	<b>126,353</b>	<b>94,535</b>	<b>31,818</b>	<b>45,224</b>	<b>274</b>	<b>115</b>	<b>1,142</b>	<b>79,598</b>



## Arrestee Age

	Total	Under 18	18-24	25-34	35-44	45-54	55-64	Over 65	Unknown
<b>Crimes Against Persons</b>									
Murder	353	15	142	96	55	31	8	6	0
Negligent Manslaughter	17	2	8	2	1	2	1	1	0
Kidnapping/Abduction	292	8	86	103	68	21	2	3	1
Forcible Rape	386	60	93	124	68	27	8	3	3
Forcible Sodomy	59	16	9	10	11	9	2	0	2
Sexual Assault w/Object	46	18	9	10	2	4	2	1	0
Forcible Fondling	356	97	45	71	73	26	27	14	3
Incest	29	3	2	5	9	4	4	2	0
Statutory Rape	220	4	129	58	21	6	2	0	0
Aggravated Assault	11,481	965	2,876	3,151	2,708	1,227	371	131	52
Simple Assault	26,876	3,342	6,279	7,527	6,416	2,458	566	171	117
Intimidation	2,653	482	533	661	617	243	71	21	25
Stalking	318	5	71	98	90	37	12	3	2
<b>Crimes Against Property</b>									
Arson	372	86	89	85	82	22	7	0	1
Bribery	11	0	4	1	4	2	0	0	0
Burglary	5,284	1,256	1,796	1,104	838	239	25	7	19
Counterfeiting/Forgery	2,913	78	910	977	704	188	34	4	18
Destruction/Damage/Vandalism	3,822	1,183	1,202	712	492	162	29	15	27
Embezzlement	460	27	174	139	86	25	6	2	1
Extortion/Blackmail	15	6	3	1	1	1	2	0	1
Fraud - False Pretenses	1,393	41	389	472	317	133	23	10	8
Fraud - Credit Card/ATM	255	20	87	78	55	14	1	0	0
Fraud - Impersonation	1,341	86	401	433	307	93	15	0	6
Fraud - Welfare	10	0	0	3	4	2	0	0	1
Fraud - Wire	20	0	16	2	2	0	0	0	0
Motor Vehicle Theft	2,773	601	969	629	413	117	27	3	14
Robbery	1,783	297	759	422	238	59	4	0	4
Stolen Property Offense	663	88	244	171	100	51	3	3	3
Theft - Pocket Picking	59	18	13	13	12	2	1	0	0
Theft - Purse Snatching	75	13	31	13	14	3	1	0	0
Theft - Shoplifting	14,399	3,552	3,691	2,796	2,785	1,200	271	75	29
Theft from Building	1,987	345	587	524	351	131	26	6	17
Theft from Coin Machine	142	15	60	21	37	7	1	0	1
Theft from Motor Vehicle	1,449	282	590	295	214	54	9	0	5
Theft of Motor Vehicle Parts	578	120	270	95	64	22	1	1	5
Theft - All Other Larceny	4,521	660	1,310	1,108	957	360	81	21	24
<b>Crimes Against Society</b>									
Drug/Narcotic Violations	28,584	2,687	10,880	7,544	5,158	1,776	260	63	216
Drug/Narcotic Equipment Violations	4,996	229	1,210	1,267	1,611	595	60	8	16
Gambling-Betting/Wagering	111	42	40	13	5	6	3	2	0
Gambling-Operating/Promoting	56	0	2	2	4	18	20	9	1
Gambling-Equipment Violation	90	6	18	9	17	21	16	3	0
Gambling-Sports Tampering	0	0	0	0	0	0	0	0	0
Pornography/Obscene Materials	16	1	4	2	5	2	2	0	0
Prostitution	1,944	15	419	616	651	197	36	10	0
Prostitution-Assisting/Promoting	86	0	19	32	22	10	3	0	0
Weapon Law Violations	3,059	526	1,039	653	461	260	92	20	8
<b>Total Group A Offenses</b>	<b>126,353</b>	<b>17,297</b>	<b>37,508</b>	<b>32,148</b>	<b>26,150</b>	<b>9,867</b>	<b>2,135</b>	<b>618</b>	<b>630</b>



## Group B Arrestee Sex and Race

	Total	Sex		Race				
		Male	Female	African American	Asian	Native American	Unknown	White
Bad Checks	12,724	6,009	6,715	2,394	25	9	74	10,222
Curfew/Loitering/Vagrancy	2,033	1,302	731	731	6	3	23	1,270
Disorderly Conduct	10,377	7,179	3,198	5,452	18	6	113	4,788
Driving Under the Influence	27,709	22,740	4,969	2,977	90	44	534	24,064
Drunkness	20,858	17,458	3,400	2,092	52	46	568	18,100
Family Offenses - Nonviolent	1,155	824	331	217	0	1	5	932
Liquor Law Violations	6,905	5,436	1,469	665	42	13	139	6,046
Peeping Tom	8	6	2	0	0	0	1	7
Runaway	2,317	998	1,319	953	4	4	17	1,339
Trespass of Real Property	5,342	4,337	1,005	2,975	8	5	56	2,298
All Other Offenses	68,548	52,284	16,264	21,441	115	54	615	46,323
<b>Total Group B Offenses</b>	<b>157,976</b>	<b>118,573</b>	<b>39,403</b>	<b>39,897</b>	<b>360</b>	<b>185</b>	<b>2,145</b>	<b>115,389</b>

## Group B Arrestee Age

	Under 18	18-24	25-34	35-44	45-54	55-64	Over 65	Unknown
Bad Checks	8	2,809	4,402	3,293	1,352	371	132	357
Curfew/Loitering/Vagrancy	1,979	19	15	12	6	1	0	1
Disorderly Conduct	3,575	2,277	1,701	1,693	857	191	53	30
Driving Under the Influence	230	6,418	7,634	7,584	4,209	1,262	317	55
Drunkness	396	4,279	4,862	6,623	3,402	988	222	86
Family Offenses - Nonviolent	67	192	480	310	77	16	4	9
Liquor Law Violations	1,356	4,274	524	431	211	63	28	18
Peeping Tom	2	2	2	0	2	0	0	0
Runaway	2,317	0	0	0	0	0	0	0
Trespass of Real Property	642	1,434	1,166	1,299	633	121	37	10
All Other Offenses	3,646	21,088	20,971	15,629	5,495	1,170	298	251
<b>Total Group B Offenses</b>	<b>14,218</b>	<b>42,792</b>	<b>41,757</b>	<b>36,874</b>	<b>16,244</b>	<b>4,183</b>	<b>1,091</b>	<b>817</b>





## Victim Sex and Race

	Total	Sex			Race				
		Male	Female	Unknown	African American	Asian	Native American	Unknown	White
<b>Crimes Against Persons</b>									
Murder	421	308	109	4	218	0	0	11	192
Negligent Manslaughter	19	11	7	1	4	0	0	3	12
Kidnapping/Abduction	1,231	375	849	7	482	2	1	20	726
Forcible Rape	2,308	16	2,292	0	815	10	2	25	1,456
Forcible Sodomy	400	235	164	1	118	0	1	3	278
Sexual Assault w/Object	235	42	193	0	42	1	0	5	187
Forcible Fondling	2,392	348	2,031	13	594	3	3	45	1,747
Incest	91	13	75	3	15	1	0	4	71
Statutory Rape	638	46	592	0	145	0	2	5	486
Aggravated Assault	29,561	17,063	12,274	224	11,836	92	21	600	17,012
Simple Assault	88,289	31,996	55,869	424	31,546	283	88	1,324	55,048
Intimidation	29,296	10,169	18,925	202	7,063	73	29	510	21,621
Stalking	1,937	318	1,606	13	402	5	3	41	1,486
<b>Crimes Against Property</b>									
Arson	1,338	738	528	72	369	6	1	143	819
Bribery	21	10	6	5	0	0	0	5	16
Burglary	50,779	26,378	24,062	339	15,639	247	53	920	33,920
Counterfeiting/Forgery	5,831	2,559	3,028	244	977	17	8	582	4,247
Destruction/Damage/Vandalism	64,582	32,528	31,491	563	16,530	411	73	1,476	46,092
Embezzlement	124	92	28	4	15	3	0	6	100
Extortion/Blackmail	78	52	26	0	18	1	0	1	58
Fraud - False Pretenses	4,688	2,119	2,525	44	1,288	49	10	167	3,174
Fraud - Credit Card/ATM	2,818	1,136	1,653	29	524	15	5	77	2,197
Fraud - Impersonation	2,657	1,401	1,064	192	555	19	1	417	1,665
Fraud - Welfare	10	1	9	0	5	0	0	0	5
Fraud - Wire	164	82	81	1	22	3	0	5	134
Motor Vehicle Theft	23,683	14,414	9,107	162	8,950	130	24	675	13,904
Robbery	11,012	7,130	3,835	47	4,846	177	22	354	5,613
Stolen Property Offense	673	323	191	159	58	2	3	293	317
Theft - Pocket Picking	656	355	295	6	160	4	0	15	477
Theft - Purse Snatching	669	47	616	6	184	11	1	15	458
Theft - Shoplifting	173	89	75	9	18	3	2	17	133
Theft from Building	22,031	8,735	13,166	130	3,639	145	34	434	17,779
Theft from Coin Machine	183	149	30	4	9	1	0	7	166
Theft from Motor Vehicle	38,697	20,915	17,600	182	7,866	239	32	802	29,758
Theft of Motor Vehicle Parts	20,154	12,111	7,931	112	5,335	201	19	550	14,049
Theft - All Other Larceny	35,421	18,454	16,711	256	6,930	150	37	752	27,552
<b>Total Individual Victims</b>	<b>443,260</b>	<b>210,758</b>	<b>229,044</b>	<b>3,458</b>	<b>127,217</b>	<b>2,304</b>	<b>475</b>	<b>10,309</b>	<b>302,955</b>



## Victim Age

	Total	Under 18	18-24	25-34	35-44	45-54	55-64	Over 65	Unknown
<b>Crimes Against Persons</b>									
Murder	421	29	103	94	77	41	22	28	27
Negligent Manslaughter	19	3	6	3	0	2	1	2	2
Kidnapping/Abduction	1,231	440	273	240	146	49	22	7	54
Forcible Rape	2,308	991	571	369	226	80	18	14	39
Forcible Sodomy	400	284	41	28	28	11	2	1	5
Sexual Assault w/Object	235	161	30	22	15	5	0	0	2
Forcible Fondling	2,392	1,758	261	165	96	37	10	9	56
Incest	91	77	4	0	1	0	0	0	9
Statutory Rape	638	628	5	0	0	0	0	0	5
Aggravated Assault	29,561	3,775	7,089	7,520	5,977	2,687	727	346	1,440
Simple Assault	88,289	13,652	22,284	22,646	16,882	6,702	1,849	873	3,401
Intimidation	29,296	2,376	6,041	7,640	6,624	3,281	1,292	645	1,397
Stalking	1,937	162	433	536	421	186	49	20	130
<b>Crimes Against Property</b>									
Arson	1,338	46	159	222	260	214	115	86	236
Bribery	21	0	1	8	2	4	1	0	5
Burglary	50,779	510	7,953	11,760	10,894	8,438	4,678	4,033	2,513
Counterfeiting/Forgery	5,831	31	627	878	990	947	618	721	1,019
Destruction/Damage/Vandalism	64,582	1,229	12,990	14,474	13,498	9,768	4,999	4,037	3,587
Embezzlement	124	0	8	22	21	31	16	7	19
Extortion/Blackmail	78	8	14	22	12	11	6	1	4
Fraud - False Pretenses	4,688	24	530	924	943	868	475	680	244
Fraud - Credit Card/ATM	2,818	15	419	610	652	487	282	219	134
Fraud - Impersonation	2,657	71	395	623	477	287	130	125	549
Fraud - Welfare	10	0	2	2	4	2	0	0	0
Fraud - Wire	164	2	15	34	40	28	11	27	7
Motor Vehicle Theft	23,683	180	4,153	5,716	5,257	3,919	1,864	1,565	1,029
Robbery	11,012	685	2,983	2,682	2,073	1,366	572	487	164
Stolen Property Offense	673	5	54	65	67	60	44	14	364
Theft - Pocket Picking	656	31	115	92	124	101	71	104	18
Theft - Purse Snatching	669	20	89	126	132	107	67	97	31
Theft - Shoplifting	173	1	18	45	31	24	14	12	28
Theft from Building	22,031	1,004	3,741	4,085	4,392	3,699	2,136	1,955	1,019
Theft from Coin Machine	183	1	9	21	35	47	24	24	22
Theft from Motor Vehicle	38,697	1,037	9,791	9,897	7,924	5,383	2,324	1,197	1,144
Theft of Motor Vehicle Parts	20,154	606	5,787	4,945	3,471	2,640	1,135	830	740
Theft - All Other Larceny	35,421	1,193	4,270	6,873	7,588	6,259	3,722	3,408	2,108
<b>Total Individual Victims</b>	<b>443,260</b>	<b>31,035</b>	<b>91,264</b>	<b>103,389</b>	<b>89,380</b>	<b>57,771</b>	<b>27,296</b>	<b>21,574</b>	<b>21,551</b>



# Anderson County Sheriff's Department

**2001 Population Estimate**                      **71,330**  
 No. of Municipal Police Depts.                      4

**Offense Overview**  
 Offense Total    1,541  
 Number Cleared    161  
 Percent Cleared    10.4%

Group A Crimes per 100,000  
 population    2,160.4

**Arrest Overview**  
 Total Arrests    527  
 Adult Arrests    519  
 Juvenile Arrests    5  
 Unknown Age    3

Arrests per 100,000 population                      738.8

Avg. number offenses/incident                      1.03

<b>Domestic Violence Victims</b>		
Offense	Total	Arrests
Murder	0	0
Aggravated Assault	7	8
Simple Assault	28	28
Intimidation	0	0
Stalking	0	0
Forcible Rape	0	0
Forcible Sodomy	0	0
Sexual Assault w/Object	0	0
Forcible Fondling	0	0
Incest	0	0
Statutory Rape	0	0
Kidnapping/Abduction	0	0
<b>Total</b>	<b>35</b>	<b>36</b>

<b>TIBRS Group B Arrests</b>		
Offense	Adult	Juvenile
Bad Checks	0	0
Curfew/Vagrancy	0	0
Disorderly Conduct	9	0
DUI	76	0
Drunkenness	38	0
Family-Non Violent	0	0
Liquor Law Violation	0	0
Peeping Tom	0	0
Runaway	0	0
Trespass	9	0
All Other Offense	237	1
<b>Total Group B</b>	<b>369</b>	<b>1</b>

<b>TIBRS Group A Offenses</b>	<b>Offenses</b>		<b>Arrests</b>	
	Reported	Cleared	Adult	Juvenile
<b>Crimes Against Persons</b>				
Murder	1	0	0	0
Negligent Manslaughter	0	0	0	0
Kidnapping/Abduction	3	0	0	0
Forcible Rape	1	0	0	0
Forcible Sodomy	0	0	0	0
Sexual Assault w/Object	0	0	0	0
Forcible Fondling	3	0	0	0
Incest	2	0	0	0
Statutory Rape	2	0	0	0
Aggravated Assault	46	19	18	0
Simple Assault	214	60	56	0
Intimidation	80	1	1	0
Stalking	1	0	0	0
<b>Crimes Against Property</b>				
Arson	8	1	1	0
Bribery	0	0	0	0
Burglary	333	11	11	2
Counterfeiting/Forgery	11	0	0	0
Destruction/Damage/Vandalism	187	3	2	0
Embezzlement	0	0	0	0
Extortion/Blackmail	0	0	0	0
Fraud - False Pretenses	16	1	1	0
Fraud - Credit Card/ATM	16	0	0	0
Fraud - Impersonation	10	2	2	0
Fraud - Welfare	0	0	0	0
Fraud - Wire	0	0	0	0
Motor Vehicle Theft	79	6	6	0
Robbery	11	3	3	0
Stolen Property Offense	0	0	0	0
Theft - Pocket Picking	1	1	0	0
Theft - Purse Snatching	1	0	0	0
Theft - Shoplifting	4	0	0	0
Theft from Building	3	0	0	0
Theft from Coin Machine	4	0	0	0
Theft from Motor Vehicle	71	1	1	0
Theft of Motor Vehicle Parts	74	2	2	0
Theft - All Other Larceny	313	4	3	1
<b>Crimes Against Society</b>				
Drug/Narcotic Violations	35	35	35	1
Drug/Narcotic Equipment Violations	10	10	7	0
Gambling-Betting/Wagering	0	0	0	0
Gambling-Operating/Promoting	0	0	0	0
Gambling-Equipment Violation	0	0	0	0
Gambling-Sports Tampering	0	0	0	0
Pornography/Obscene Materials	0	0	0	0
Prostitution	0	0	0	0
Prostitution-Assisting/Promoting	0	0	0	0
Weapon Law Violations	1	1	1	0
<b>Total Group A Offenses</b>	<b>1,541</b>	<b>161</b>	<b>150</b>	<b>4</b>



# Bedford County Sheriff's Department

<b>2001 Population Estimate</b>	<b>37,586</b>
No. of Municipal Police Depts.	2
<b>Offense Overview</b>	
Offense Total	481
Number Cleared	122
Percent Cleared	25.4%
Group A Crimes per 100,000 population	
	1,279.7
<b>Arrest Overview</b>	
Total Arrests	196
Adult Arrests	178
Juvenile Arrests	18
Unknown Age	0
Arrests per 100,000 population	
	521.5
Avg. number offenses/incident	
	1.06

Domestic Violence Victims		
Offense	Total	Arrests
Murder	0	0
Aggravated Assault	6	4
Simple Assault	43	31
Intimidation	20	2
Stalking	0	0
Forcible Rape	3	2
Forcible Sodomy	0	0
Sexual Assault w/Object	0	0
Forcible Fondling	0	0
Incest	1	1
Statutory Rape	0	0
Kidnapping/Abduction	0	0
<b>Total</b>	<b>73</b>	<b>40</b>

TIBRS Group B Arrests		
Offense	Adult	Juvenile
Bad Checks	0	0
Curfew/Vagrancy	0	0
Disorderly Conduct	4	1
DUI	36	0
Drunkenness	16	0
Family-Non Violent	0	0
Liquor Law Violation	1	0
Peeping Tom	0	0
Runaway	0	5
Trespass	0	0
All Other Offense	9	1
<b>Total Group B</b>	<b>66</b>	<b>7</b>

TIBRS Group A Offenses	Offenses		Arrests	
	Reported	Cleared	Adult	Juvenile
<b>Crimes Against Persons</b>				
Murder	4	4	4	0
Negligent Manslaughter	0	0	0	0
Kidnapping/Abduction	0	0	0	0
Forcible Rape	5	5	3	0
Forcible Sodomy	0	0	0	0
Sexual Assault w/Object	0	0	0	0
Forcible Fondling	0	0	0	0
Incest	1	1	1	0
Statutory Rape	1	1	1	0
Aggravated Assault	11	7	6	1
Simple Assault	72	50	45	6
Intimidation	27	4	3	0
Stalking	0	0	0	0
<b>Crimes Against Property</b>				
Arson	2	0	0	0
Bribery	0	0	0	0
Burglary	99	10	9	3
Counterfeiting/Forgery	16	5	5	0
Destruction/Damage/Vandalism	26	0	0	0
Embezzlement	0	0	0	0
Extortion/Blackmail	0	0	0	0
Fraud - False Pretenses	3	1	1	0
Fraud - Credit Card/ATM	1	0	0	0
Fraud - Impersonation	1	0	0	0
Fraud - Welfare	0	0	0	0
Fraud - Wire	0	0	0	0
Motor Vehicle Theft	14	1	1	0
Robbery	1	0	0	0
Stolen Property Offense	0	0	0	0
Theft - Pocket Picking	0	0	0	0
Theft - Purse Snatching	0	0	0	0
Theft - Shoplifting	0	0	0	0
Theft from Building	88	5	6	1
Theft from Coin Machine	0	0	0	0
Theft from Motor Vehicle	38	1	1	0
Theft of Motor Vehicle Parts	13	0	0	0
Theft - All Other Larceny	35	4	1	0
<b>Crimes Against Society</b>				
Drug/Narcotic Violations	18	18	19	0
Drug/Narcotic Equipment Violations	0	0	0	0
Gambling-Betting/Wagering	0	0	0	0
Gambling-Operating/Promoting	0	0	0	0
Gambling-Equipment Violation	0	0	0	0
Gambling-Sports Tampering	0	0	0	0
Pornography/Obscene Materials	0	0	0	0
Prostitution	0	0	0	0
Prostitution-Assisting/Promoting	0	0	0	0
Weapon Law Violations	5	5	6	0
<b>Total Group A Offenses</b>	<b>481</b>	<b>122</b>	<b>112</b>	<b>11</b>



# Benton County Sheriff's Department

<b>2001 Population Estimate</b>	<b>16,537</b>
No. of Municipal Police Depts.	2
<b>Offense Overview</b>	
Offense Total	552
Number Cleared	262
Percent Cleared	47.5%
Group A Crimes per 100,000 population	3,338.0
<b>Arrest Overview</b>	
Total Arrests	634
Adult Arrests	607
Juvenile Arrests	27
Unknown Age	0
Arrests per 100,000 population	3,833.8
Avg. number offenses/incident	1.18

Domestic Violence Victims		
Offense	Total	Arrests
Murder	0	0
Aggravated Assault	16	15
Simple Assault	39	32
Intimidation	5	4
Stalking	2	2
Forcible Rape	0	0
Forcible Sodomy	0	0
Sexual Assault w/Object	0	0
Forcible Fondling	0	0
Incest	0	0
Statutory Rape	0	0
Kidnapping/Abduction	1	1
<b>Total</b>	<b>63</b>	<b>54</b>

TIBRS Group B Arrests		
Offense	Adult	Juvenile
Bad Checks	109	0
Curfew/Vagrancy	0	0
Disorderly Conduct	15	1
DUI	43	0
Drunkness	6	0
Family-Non Violent	1	1
Liquor Law Violation	12	0
Peeping Tom	0	0
Runaway	0	7
Trespass	7	0
All Other Offense	216	1
<b>Total Group B</b>	<b>409</b>	<b>10</b>

TIBRS Group A Offenses	Offenses		Arrests	
	Reported	Cleared	Adult	Juvenile
<b>Crimes Against Persons</b>				
Murder	1	1	1	0
Negligent Manslaughter	0	0	0	0
Kidnapping/Abduction	1	1	1	0
Forcible Rape	0	0	0	0
Forcible Sodomy	0	0	0	0
Sexual Assault w/Object	0	0	0	0
Forcible Fondling	0	0	0	0
Incest	0	0	0	0
Statutory Rape	1	1	1	0
Aggravated Assault	39	35	26	3
Simple Assault	71	64	51	5
Intimidation	14	13	9	0
Stalking	2	2	2	0
<b>Crimes Against Property</b>				
Arson	1	0	0	0
Bribery	0	0	0	0
Burglary	80	9	3	2
Counterfeiting/Forgery	4	3	2	0
Destruction/Damage/Vandalism	85	11	2	1
Embezzlement	0	0	0	0
Extortion/Blackmail	0	0	0	0
Fraud - False Pretenses	20	19	16	0
Fraud - Credit Card/ATM	3	2	1	1
Fraud - Impersonation	1	1	1	0
Fraud - Welfare	0	0	0	0
Fraud - Wire	0	0	0	0
Motor Vehicle Theft	32	13	6	2
Robbery	0	0	0	0
Stolen Property Offense	2	1	0	0
Theft - Pocket Picking	0	0	0	0
Theft - Purse Snatching	0	0	0	0
Theft - Shoplifting	3	2	2	0
Theft from Building	56	5	2	2
Theft from Coin Machine	3	0	0	0
Theft from Motor Vehicle	25	1	2	0
Theft of Motor Vehicle Parts	5	0	0	0
Theft - All Other Larceny	30	7	3	1
<b>Crimes Against Society</b>				
Drug/Narcotic Violations	52	51	60	0
Drug/Narcotic Equipment Violations	20	19	4	0
Gambling-Betting/Wagering	0	0	0	0
Gambling-Operating/Promoting	0	0	0	0
Gambling-Equipment Violation	0	0	0	0
Gambling-Sports Tampering	0	0	0	0
Pornography/Obscene Materials	0	0	0	0
Prostitution	0	0	0	0
Prostitution-Assisting/Promoting	0	0	0	0
Weapon Law Violations	1	1	3	0
<b>Total Group A Offenses</b>	<b>552</b>	<b>262</b>	<b>198</b>	<b>17</b>



# Bledsoe County Sheriff's Department

<b>2001 Population Estimate</b>	<b>12,367</b>
No. of Municipal Police Depts.	1
<b>Offense Overview</b>	
Offense Total	209
Number Cleared	98
Percent Cleared	46.9%
Group A Crimes per 100,000 population	1,690.0
<b>Arrest Overview</b>	
Total Arrests	186
Adult Arrests	104
Juvenile Arrests	81
Unknown Age	1
Arrests per 100,000 population	1,504.0
Avg. number offenses/incident	1.16

Domestic Violence Victims		
Offense	Total	Arrests
Murder	0	0
Aggravated Assault	7	5
Simple Assault	9	5
Intimidation	2	0
Stalking	0	2
Forcible Rape	0	0
Forcible Sodomy	1	0
Sexual Assault w/Object	0	0
Forcible Fondling	0	0
Incest	0	0
Statutory Rape	0	0
Kidnapping/Abduction	1	1
<b>Total</b>	<b>20</b>	<b>13</b>

TIBRS Group B Arrests		
Offense	Adult	Juvenile
Bad Checks	10	1
Curfew/Vagrancy	0	0
Disorderly Conduct	2	2
DUI	26	0
Drunkenness	6	4
Family-Non Violent	0	0
Liquor Law Violation	3	9
Peeping Tom	0	0
Runaway	0	0
Trespass	0	0
All Other Offense	10	51
<b>Total Group B</b>	<b>57</b>	<b>67</b>

TIBRS Group A Offenses	Offenses		Arrests	
	Reported	Cleared	Adult	Juvenile
<b>Crimes Against Persons</b>				
Murder	1	1	0	0
Negligent Manslaughter	0	0	0	0
Kidnapping/Abduction	1	1	1	0
Forcible Rape	2	1	0	0
Forcible Sodomy	0	0	0	0
Sexual Assault w/Object	0	0	0	0
Forcible Fondling	0	0	0	0
Incest	0	0	0	0
Statutory Rape	0	0	0	0
Aggravated Assault	19	15	7	2
Simple Assault	23	19	8	2
Intimidation	12	7	4	0
Stalking	0	0	0	0
<b>Crimes Against Property</b>				
Arson	1	1	1	0
Bribery	0	0	0	0
Burglary	36	4	2	0
Counterfeiting/Forgery	2	2	1	0
Destruction/Damage/Vandalism	18	3	1	0
Embezzlement	0	0	0	0
Extortion/Blackmail	0	0	0	0
Fraud - False Pretenses	0	0	0	0
Fraud - Credit Card/ATM	0	0	0	0
Fraud - Impersonation	1	0	0	0
Fraud - Welfare	0	0	0	0
Fraud - Wire	0	0	0	0
Motor Vehicle Theft	17	2	1	0
Robbery	0	0	0	0
Stolen Property Offense	0	0	0	0
Theft - Pocket Picking	0	0	0	0
Theft - Purse Snatching	1	1	0	0
Theft - Shoplifting	0	0	0	0
Theft from Building	16	1	0	1
Theft from Coin Machine	1	0	0	0
Theft from Motor Vehicle	4	1	1	0
Theft of Motor Vehicle Parts	2	0	0	0
Theft - All Other Larceny	9	2	2	0
<b>Crimes Against Society</b>				
Drug/Narcotic Violations	25	21	8	5
Drug/Narcotic Equipment Violations	16	14	9	4
Gambling-Betting/Wagering	0	0	0	0
Gambling-Operating/Promoting	0	0	0	0
Gambling-Equipment Violation	0	0	0	0
Gambling-Sports Tampering	0	0	0	0
Pornography/Obscene Materials	0	0	0	0
Prostitution	0	0	0	0
Prostitution-Assisting/Promoting	0	0	0	0
Weapon Law Violations	2	2	1	0
<b>Total Group A Offenses</b>	<b>209</b>	<b>98</b>	<b>47</b>	<b>14</b>



# Blount County Sheriff's Department

**2001 Population Estimate**                      **105,823**  
 No. of Municipal Police Depts.                      4

**Offense Overview**  
 Offense Total    3,509  
 Number Cleared    647  
 Percent Cleared    18.4%

Group A Crimes per 100,000  
 population    3,315.9

**Arrest Overview**  
 Total Arrests    1,129  
 Adult Arrests    1,029  
 Juvenile Arrests    81  
 Unknown Age    19

Arrests per 100,000 population                      1,066.9

Avg. number offenses/incident                      1.15

Domestic Violence Victims		
Offense	Total	Arrests
Murder	1	0
Aggravated Assault	127	40
Simple Assault	470	133
Intimidation	35	1
Stalking	0	0
Forcible Rape	12	1
Forcible Sodomy	9	0
Sexual Assault w/Object	0	0
Forcible Fondling	12	0
Incest	0	0
Statutory Rape	2	0
Kidnapping/Abduction	0	0
<b>Total</b>	<b>668</b>	<b>175</b>

TIBRS Group B Arrests		
Offense	Adult	Juvenile
Bad Checks	1	0
Curfew/Vagrancy	0	0
Disorderly Conduct	15	3
DUI	183	0
Drunkenness	226	0
Family-Non Violent	0	0
Liquor Law Violation	0	0
Peeping Tom	0	0
Runaway	0	12
Trespass	6	0
All Other Offense	73	12
<b>Total Group B</b>	<b>504</b>	<b>27</b>

TIBRS Group A Offenses	Offenses		Arrests	
	Reported	Cleared	Adult	Juvenile
<b>Crimes Against Persons</b>				
Murder	3	0	0	0
Negligent Manslaughter	0	0	0	0
Kidnapping/Abduction	1	0	0	0
Forcible Rape	35	4	3	0
Forcible Sodomy	18	1	1	0
Sexual Assault w/Object	0	0	0	0
Forcible Fondling	33	0	0	0
Incest	0	0	0	0
Statutory Rape	19	1	1	0
Aggravated Assault	304	111	87	6
Simple Assault	808	243	205	15
Intimidation	125	6	3	2
Stalking	0	0	0	0
<b>Crimes Against Property</b>				
Arson	9	0	0	0
Bribery	1	0	0	0
Burglary	589	35	31	10
Counterfeiting/Forgery	31	4	6	0
Destruction/Damage/Vandalism	168	16	8	1
Embezzlement	3	0	0	0
Extortion/Blackmail	1	0	0	0
Fraud - False Pretenses	11	2	2	0
Fraud - Credit Card/ATM	15	0	1	0
Fraud - Impersonation	31	20	16	3
Fraud - Welfare	0	0	0	0
Fraud - Wire	0	0	0	0
Motor Vehicle Theft	135	11	5	3
Robbery	6	1	1	0
Stolen Property Offense	0	0	0	0
Theft - Pocket Picking	0	0	0	0
Theft - Purse Snatching	1	0	0	0
Theft - Shoplifting	6	1	1	0
Theft from Building	90	11	10	1
Theft from Coin Machine	50	0	0	0
Theft from Motor Vehicle	207	9	5	3
Theft of Motor Vehicle Parts	36	1	0	1
Theft - All Other Larceny	572	31	27	0
<b>Crimes Against Society</b>				
Drug/Narcotic Violations	122	87	85	8
Drug/Narcotic Equipment Violations	55	40	17	0
Gambling-Betting/Wagering	0	0	0	0
Gambling-Operating/Promoting	0	0	0	0
Gambling-Equipment Violation	2	0	0	0
Gambling-Sports Tampering	0	0	0	0
Pornography/Obscene Materials	0	0	0	0
Prostitution	0	0	0	0
Prostitution-Assisting/Promoting	0	0	0	0
Weapon Law Violations	22	12	10	1
<b>Total Group A Offenses</b>	<b>3,509</b>	<b>647</b>	<b>525</b>	<b>54</b>



# Bradley County Sheriff's Department

<b>2001 Population Estimate</b>	<b>87,965</b>
No. of Municipal Police Depts.	2
<b>Offense Overview</b>	
Offense Total	3,212
Number Cleared	983
Percent Cleared	30.6%
Group A Crimes per 100,000 population	3,651.5
<b>Arrest Overview</b>	
Total Arrests	1,407
Adult Arrests	1,294
Juvenile Arrests	113
Unknown Age	0
Arrests per 100,000 population	1,599.5
Avg. number offenses/incident	1.19

Domestic Violence Victims		
Offense	Total	Arrests
Murder	2	2
Aggravated Assault	61	35
Simple Assault	381	166
Intimidation	97	21
Stalking	0	0
Forcible Rape	2	0
Forcible Sodomy	2	0
Sexual Assault w/Object	0	0
Forcible Fondling	13	1
Incest	0	0
Statutory Rape	0	0
Kidnapping/Abduction	4	3
<b>Total</b>	<b>562</b>	<b>228</b>

TIBRS Group B Arrests		
Offense	Adult	Juvenile
Bad Checks	91	0
Curfew/Vagrancy	0	0
Disorderly Conduct	22	8
DUI	68	0
Drunkenness	40	0
Family-Non Violent	83	0
Liquor Law Violation	4	0
Peeping Tom	0	0
Runaway	0	1
Trespass	16	0
All Other Offense	305	4
<b>Total Group B</b>	<b>629</b>	<b>13</b>

TIBRS Group A Offenses	Offenses		Arrests	
	Reported	Cleared	Adult	Juvenile
<b>Crimes Against Persons</b>				
Murder	2	2	2	0
Negligent Manslaughter	0	0	0	0
Kidnapping/Abduction	5	4	3	0
Forcible Rape	12	1	0	0
Forcible Sodomy	4	1	1	0
Sexual Assault w/Object	0	0	0	0
Forcible Fondling	19	2	1	1
Incest	0	0	0	0
Statutory Rape	4	1	1	0
Aggravated Assault	169	112	77	12
Simple Assault	671	307	227	21
Intimidation	263	48	32	2
Stalking	4	1	0	0
<b>Crimes Against Property</b>				
Arson	5	1	1	0
Bribery	1	1	1	0
Burglary	371	60	36	21
Counterfeiting/Forgery	57	22	9	0
Destruction/Damage/Vandalism	439	34	12	8
Embezzlement	7	5	4	0
Extortion/Blackmail	1	0	0	0
Fraud - False Pretenses	37	10	3	0
Fraud - Credit Card/ATM	14	8	1	0
Fraud - Impersonation	7	5	4	1
Fraud - Welfare	0	0	0	0
Fraud - Wire	0	0	0	0
Motor Vehicle Theft	99	24	7	6
Robbery	5	2	1	0
Stolen Property Offense	0	0	0	0
Theft - Pocket Picking	0	0	0	0
Theft - Purse Snatching	0	0	0	0
Theft - Shoplifting	35	10	9	0
Theft from Building	184	26	12	6
Theft from Coin Machine	11	0	0	0
Theft from Motor Vehicle	121	9	4	3
Theft of Motor Vehicle Parts	97	10	5	3
Theft - All Other Larceny	293	16	10	1
<b>Crimes Against Society</b>				
Drug/Narcotic Violations	167	159	197	13
Drug/Narcotic Equipment Violations	86	82	0	0
Gambling-Betting/Wagering	0	0	0	0
Gambling-Operating/Promoting	1	1	3	0
Gambling-Equipment Violation	1	1	0	0
Gambling-Sports Tampering	0	0	0	0
Pornography/Obscene Materials	1	0	0	0
Prostitution	0	0	0	0
Prostitution-Assisting/Promoting	0	0	0	0
Weapon Law Violations	19	18	2	2
<b>Total Group A Offenses</b>	<b>3,212</b>	<b>983</b>	<b>665</b>	<b>100</b>





# Campbell County Sheriff's Department

**2001 Population Estimate**                      **39,854**  
 No. of Municipal Police Depts.                      4

**Offense Overview**  
 Offense Total    1,777  
 Number Cleared    328  
 Percent Cleared    18.5%

Group A Crimes per 100,000  
 population    4,458.8

**Arrest Overview**  
 Total Arrests    396  
 Adult Arrests    388  
 Juvenile Arrests    1  
 Unknown Age    7

Arrests per 100,000 population                      993.6

Avg. number offenses/incident                      1.08

Domestic Violence Victims		
Offense	Total	Arrests
Murder	0	0
Aggravated Assault	29	30
Simple Assault	91	82
Intimidation	20	17
Stalking	0	0
Forcible Rape	1	0
Forcible Sodomy	0	0
Sexual Assault w/Object	0	0
Forcible Fondling	0	0
Incest	1	1
Statutory Rape	0	0
Kidnapping/Abduction	1	0
<b>Total</b>	<b>143</b>	<b>130</b>

TIBRS Group B Arrests		
Offense	Adult	Juvenile
Bad Checks	4	0
Curfew/Vagrancy	0	0
Disorderly Conduct	16	0
DUI	22	0
Drunkenness	44	0
Family-Non Violent	2	0
Liquor Law Violation	0	0
Peeping Tom	0	0
Runaway	0	0
Trespass	1	0
All Other Offense	15	0
<b>Total Group B</b>	<b>104</b>	<b>0</b>

TIBRS Group A Offenses	Offenses		Arrests	
	Reported	Cleared	Adult	Juvenile
<b>Crimes Against Persons</b>				
Murder	1	1	1	0
Negligent Manslaughter	0	0	0	0
Kidnapping/Abduction	1	0	0	0
Forcible Rape	4	0	0	0
Forcible Sodomy	0	0	0	0
Sexual Assault w/Object	0	0	0	0
Forcible Fondling	6	0	0	0
Incest	1	1	1	0
Statutory Rape	0	0	0	0
Aggravated Assault	90	57	55	0
Simple Assault	292	130	121	0
Intimidation	361	25	24	0
Stalking	5	0	0	0
<b>Crimes Against Property</b>				
Arson	2	0	0	0
Bribery	0	0	0	0
Burglary	115	6	6	1
Counterfeiting/Forgery	2	0	0	0
Destruction/Damage/Vandalism	299	28	9	0
Embezzlement	0	0	0	0
Extortion/Blackmail	0	0	0	0
Fraud - False Pretenses	11	1	0	0
Fraud - Credit Card/ATM	4	0	0	0
Fraud - Impersonation	3	0	0	0
Fraud - Welfare	0	0	0	0
Fraud - Wire	0	0	0	0
Motor Vehicle Theft	49	3	2	0
Robbery	0	0	0	0
Stolen Property Offense	0	0	0	0
Theft - Pocket Picking	1	0	0	0
Theft - Purse Snatching	1	0	0	0
Theft - Shoplifting	1	0	0	0
Theft from Building	173	0	0	0
Theft from Coin Machine	1	0	0	0
Theft from Motor Vehicle	91	4	5	0
Theft of Motor Vehicle Parts	10	0	0	0
Theft - All Other Larceny	177	4	4	0
<b>Crimes Against Society</b>				
Drug/Narcotic Violations	67	61	52	0
Drug/Narcotic Equipment Violations	7	5	3	0
Gambling-Betting/Wagering	0	0	0	0
Gambling-Operating/Promoting	0	0	0	0
Gambling-Equipment Violation	0	0	0	0
Gambling-Sports Tampering	0	0	0	0
Pornography/Obscene Materials	0	0	0	0
Prostitution	0	0	0	0
Prostitution-Assisting/Promoting	0	0	0	0
Weapon Law Violations	2	2	1	0
<b>Total Group A Offenses</b>	<b>1,777</b>	<b>328</b>	<b>284</b>	<b>1</b>



# Cannon County Sheriff's Department

<b>2001 Population Estimate</b>	<b>12,826</b>
No. of Municipal Police Depts.	1
<b>Offense Overview</b>	
Offense Total	398
Number Cleared	230
Percent Cleared	57.8%
Group A Crimes per 100,000 population	
	3,103.1
<b>Arrest Overview</b>	
Total Arrests	602
Adult Arrests	576
Juvenile Arrests	26
Unknown Age	0
Arrests per 100,000 population	
	4,693.6
Avg. number offenses/incident	
	1.06

Domestic Violence Victims		
Offense	Total	Arrests
Murder	0	0
Aggravated Assault	11	9
Simple Assault	39	37
Intimidation	7	5
Stalking	2	2
Forcible Rape	0	0
Forcible Sodomy	0	0
Sexual Assault w/Object	0	0
Forcible Fondling	0	0
Incest	0	0
Statutory Rape	0	0
Kidnapping/Abduction	0	0
<b>Total</b>	<b>59</b>	<b>53</b>

TIBRS Group B Arrests		
Offense	Adult	Juvenile
Bad Checks	95	0
Curfew/Vagrancy	0	0
Disorderly Conduct	6	1
DUI	60	1
Drunkenness	17	1
Family-Non Violent	1	0
Liquor Law Violation	6	1
Peeping Tom	0	0
Runaway	0	4
Trespass	12	2
All Other Offense	158	7
<b>Total Group B</b>	<b>355</b>	<b>17</b>

TIBRS Group A Offenses	Offenses		Arrests	
	Reported	Cleared	Adult	Juvenile
<b>Crimes Against Persons</b>				
Murder	1	1	1	0
Negligent Manslaughter	0	0	0	0
Kidnapping/Abduction	0	0	0	0
Forcible Rape	2	2	0	1
Forcible Sodomy	0	0	0	0
Sexual Assault w/Object	1	1	0	1
Forcible Fondling	1	1	1	0
Incest	0	0	0	0
Statutory Rape	2	2	2	0
Aggravated Assault	42	38	34	1
Simple Assault	87	79	79	2
Intimidation	33	27	27	0
Stalking	3	3	3	0
<b>Crimes Against Property</b>				
Arson	1	1	1	0
Bribery	0	0	0	0
Burglary	57	6	7	2
Counterfeiting/Forgery	2	2	2	0
Destruction/Damage/Vandalism	37	7	4	0
Embezzlement	0	0	0	0
Extortion/Blackmail	0	0	0	0
Fraud - False Pretenses	3	3	3	0
Fraud - Credit Card/ATM	0	0	0	0
Fraud - Impersonation	1	1	1	0
Fraud - Welfare	0	0	0	0
Fraud - Wire	0	0	0	0
Motor Vehicle Theft	27	6	7	0
Robbery	0	0	0	0
Stolen Property Offense	0	0	0	0
Theft - Pocket Picking	0	0	0	0
Theft - Purse Snatching	0	0	0	0
Theft - Shoplifting	3	3	3	0
Theft from Building	7	4	4	0
Theft from Coin Machine	1	0	0	0
Theft from Motor Vehicle	13	3	3	0
Theft of Motor Vehicle Parts	11	1	1	0
Theft - All Other Larceny	30	6	8	0
<b>Crimes Against Society</b>				
Drug/Narcotic Violations	18	18	21	2
Drug/Narcotic Equipment Violations	10	10	5	0
Gambling-Betting/Wagering	0	0	0	0
Gambling-Operating/Promoting	0	0	0	0
Gambling-Equipment Violation	0	0	0	0
Gambling-Sports Tampering	0	0	0	0
Pornography/Obscene Materials	0	0	0	0
Prostitution	0	0	0	0
Prostitution-Assisting/Promoting	0	0	0	0
Weapon Law Violations	5	5	4	0
<b>Total Group A Offenses</b>	<b>398</b>	<b>230</b>	<b>221</b>	<b>9</b>



# Carroll County Sheriff's Department

<b>2001 Population Estimate</b>	<b>29,475</b>
No. of Municipal Police Depts.	6
<b>Offense Overview</b>	
Offense Total	690
Number Cleared	239
Percent Cleared	34.6%
Group A Crimes per 100,000 population	2,341.0
<b>Arrest Overview</b>	
Total Arrests	811
Adult Arrests	796
Juvenile Arrests	12
Unknown Age	3
Arrests per 100,000 population	2,751.5
Avg. number offenses/incident	1.09

Domestic Violence Victims		
Offense	Total	Arrests
Murder	0	0
Aggravated Assault	7	7
Simple Assault	32	28
Intimidation	9	2
Stalking	1	0
Forcible Rape	0	0
Forcible Sodomy	0	0
Sexual Assault w/Object	0	0
Forcible Fondling	0	0
Incest	0	0
Statutory Rape	0	0
Kidnapping/Abduction	0	0
<b>Total</b>	<b>49</b>	<b>37</b>

TIBRS Group B Arrests		
Offense	Adult	Juvenile
Bad Checks	299	0
Curfew/Vagrancy	0	0
Disorderly Conduct	3	0
DUI	28	0
Drunkenness	20	1
Family-Non Violent	0	0
Liquor Law Violation	0	0
Peeping Tom	0	0
Runaway	0	0
Trespass	3	0
All Other Offense	226	0
<b>Total Group B</b>	<b>579</b>	<b>1</b>

TIBRS Group A Offenses	Offenses		Arrests	
	Reported	Cleared	Adult	Juvenile
<b>Crimes Against Persons</b>				
Murder	0	0	0	0
Negligent Manslaughter	0	0	0	0
Kidnapping/Abduction	2	1	4	0
Forcible Rape	0	0	0	0
Forcible Sodomy	0	0	0	0
Sexual Assault w/Object	0	0	0	0
Forcible Fondling	0	0	0	0
Incest	0	0	0	0
Statutory Rape	0	0	0	0
Aggravated Assault	33	26	24	2
Simple Assault	97	61	57	2
Intimidation	49	8	3	4
Stalking	2	2	0	0
<b>Crimes Against Property</b>				
Arson	2	1	1	0
Bribery	0	0	0	0
Burglary	123	19	22	2
Counterfeiting/Forgery	6	5	5	0
Destruction/Damage/Vandalism	94	7	1	0
Embezzlement	0	0	0	0
Extortion/Blackmail	0	0	0	0
Fraud - False Pretenses	1	0	0	0
Fraud - Credit Card/ATM	1	0	0	0
Fraud - Impersonation	0	0	0	0
Fraud - Welfare	0	0	0	0
Fraud - Wire	0	0	0	0
Motor Vehicle Theft	39	11	7	0
Robbery	2	2	2	0
Stolen Property Offense	1	1	1	0
Theft - Pocket Picking	2	0	0	0
Theft - Purse Snatching	0	0	0	0
Theft - Shoplifting	2	0	0	0
Theft from Building	38	8	8	0
Theft from Coin Machine	2	0	0	0
Theft from Motor Vehicle	14	1	1	0
Theft of Motor Vehicle Parts	37	0	0	0
Theft - All Other Larceny	68	13	13	1
<b>Crimes Against Society</b>				
Drug/Narcotic Violations	47	47	55	0
Drug/Narcotic Equipment Violations	22	21	8	0
Gambling-Betting/Wagering	0	0	0	0
Gambling-Operating/Promoting	0	0	0	0
Gambling-Equipment Violation	0	0	0	0
Gambling-Sports Tampering	0	0	0	0
Pornography/Obscene Materials	0	0	0	0
Prostitution	0	0	0	0
Prostitution-Assisting/Promoting	0	0	0	0
Weapon Law Violations	6	5	5	0
<b>Total Group A Offenses</b>	<b>690</b>	<b>239</b>	<b>217</b>	<b>11</b>



# Carter County Sheriff's Department

**2001 Population Estimate**                      **56,742**

No. of Municipal Police Depts.                      2

**Offense Overview**

Offense Total    1,559

Number Cleared    540

Percent Cleared    34.6%

Group A Crimes per 100,000  
population

2,747.5

**Arrest Overview**

Total Arrests    1,153

Adult Arrests    1,074

Juvenile Arrests    79

Unknown Age    0

Arrests per 100,000 population

2,032.0

Avg. number offenses/incident

1.06

**Domestic Violence Victims**

Offense	Total	Arrests
Murder	0	0
Aggravated Assault	49	30
Simple Assault	107	67
Intimidation	21	17
Stalking	1	0
Forcible Rape	2	1
Forcible Sodomy	0	0
Sexual Assault w/Object	0	0
Forcible Fondling	2	0
Incest	2	0
Statutory Rape	1	1
Kidnapping/Abduction	0	0
<b>Total</b>	<b>185</b>	<b>116</b>

**TIBRS Group B Arrests**

Offense	Adult	Juvenile
Bad Checks	9	0
Curfew/Vagrancy	0	0
Disorderly Conduct	14	7
DUI	129	0
Drunkenness	138	1
Family-Non Violent	21	0
Liquor Law Violation	20	6
Peeping Tom	0	0
Runaway	0	9
Trespass	6	0
All Other Offense	372	3
<b>Total Group B</b>	<b>709</b>	<b>26</b>

TIBRS Group A Offenses	Offenses		Arrests	
	Reported	Cleared	Adult	Juvenile
<b>Crimes Against Persons</b>				
Murder	4	4	3	0
Negligent Manslaughter	0	0	0	0
Kidnapping/Abduction	0	0	0	0
Forcible Rape	4	2	0	1
Forcible Sodomy	2	1	1	0
Sexual Assault w/Object	1	1	0	0
Forcible Fondling	3	2	0	0
Incest	2	1	0	0
Statutory Rape	3	2	2	0
Aggravated Assault	97	76	50	3
Simple Assault	205	150	110	9
Intimidation	57	29	23	1
Stalking	6	4	4	0
<b>Crimes Against Property</b>				
Arson	16	2	0	2
Bribery	0	0	0	0
Burglary	192	31	24	9
Counterfeiting/Forgery	22	14	13	0
Destruction/Damage/Vandalism	253	36	16	9
Embezzlement	2	1	1	0
Extortion/Blackmail	0	0	0	0
Fraud - False Pretenses	13	8	7	0
Fraud - Credit Card/ATM	5	0	0	0
Fraud - Impersonation	10	10	10	0
Fraud - Welfare	0	0	0	0
Fraud - Wire	0	0	0	0
Motor Vehicle Theft	61	12	7	2
Robbery	2	1	2	0
Stolen Property Offense	0	0	0	0
Theft - Pocket Picking	0	0	0	0
Theft - Purse Snatching	0	0	0	0
Theft - Shoplifting	8	3	2	0
Theft from Building	92	24	7	5
Theft from Coin Machine	8	1	3	0
Theft from Motor Vehicle	69	9	4	2
Theft of Motor Vehicle Parts	117	7	4	3
Theft - All Other Larceny	224	30	8	3
<b>Crimes Against Society</b>				
Drug/Narcotic Violations	62	60	52	4
Drug/Narcotic Equipment Violations	12	12	8	0
Gambling-Betting/Wagering	0	0	0	0
Gambling-Operating/Promoting	3	3	3	0
Gambling-Equipment Violation	0	0	0	0
Gambling-Sports Tampering	0	0	0	0
Pornography/Obscene Materials	0	0	0	0
Prostitution	0	0	0	0
Prostitution-Assisting/Promoting	0	0	0	0
Weapon Law Violations	4	4	1	0
<b>Total Group A Offenses</b>	<b>1,559</b>	<b>540</b>	<b>365</b>	<b>53</b>



# Cheatham County Sheriff's Department

**2001 Population Estimate**                    **35,912**  
 No. of Municipal Police Depts.            **3**

**Offense Overview**  
 Offense Total                                    **1,353**  
 Number Cleared                                **352**  
 Percent Cleared                                 **26.0%**

Group A Crimes per 100,000  
 population                                      **3,767.5**

**Arrest Overview**  
 Total Arrests                                    **878**  
 Adult Arrests                                    **840**  
 Juvenile Arrests                                **37**  
 Unknown Age                                    **1**

Arrests per 100,000 population            **2,444.9**

Avg. number offenses/incident              **1.12**

<b>Domestic Violence Victims</b>		
Offense	Total	Arrests
Murder	0	0
Aggravated Assault	19	9
Simple Assault	107	75
Intimidation	14	0
Stalking	1	1
Forcible Rape	2	2
Forcible Sodomy	0	0
Sexual Assault w/Object	0	0
Forcible Fondling	0	0
Incest	0	0
Statutory Rape	0	0
Kidnapping/Abduction	5	3
<b>Total</b>	<b>148</b>	<b>90</b>

<b>TIBRS Group B Arrests</b>		
Offense	Adult	Juvenile
Bad Checks	38	0
Curfew/Vagrancy	0	0
Disorderly Conduct	3	1
DUI	69	1
Drunkenness	10	1
Family-Non Violent	1	1
Liquor Law Violation	10	9
Peeping Tom	0	0
Runaway	0	3
Trespass	6	2
All Other Offense	359	2
<b>Total Group B</b>	<b>496</b>	<b>20</b>

<b>TIBRS Group A Offenses</b>	<b>Offenses</b>		<b>Arrests</b>	
	<b>Reported</b>	<b>Cleared</b>	<b>Adult</b>	<b>Juvenile</b>
<b>Crimes Against Persons</b>				
Murder	1	1	1	0
Negligent Manslaughter	0	0	0	0
Kidnapping/Abduction	8	5	4	0
Forcible Rape	10	5	5	0
Forcible Sodomy	0	0	0	0
Sexual Assault w/Object	0	0	0	0
Forcible Fondling	5	3	1	0
Incest	0	0	0	0
Statutory Rape	4	2	2	0
Aggravated Assault	95	43	38	2
Simple Assault	264	167	163	3
Intimidation	92	5	6	0
Stalking	7	2	2	0
<b>Crimes Against Property</b>				
Arson	11	2	2	0
Bribery	0	0	0	0
Burglary	134	21	30	4
Counterfeiting/Forgery	8	4	4	0
Destruction/Damage/Vandalism	255	15	10	2
Embezzlement	0	0	0	0
Extortion/Blackmail	0	0	0	0
Fraud - False Pretenses	6	0	0	0
Fraud - Credit Card/ATM	5	0	0	0
Fraud - Impersonation	5	0	0	0
Fraud - Welfare	0	0	0	0
Fraud - Wire	0	0	0	0
Motor Vehicle Theft	67	11	8	1
Robbery	1	0	0	0
Stolen Property Offense	0	0	0	0
Theft - Pocket Picking	0	0	0	0
Theft - Purse Snatching	0	0	0	0
Theft - Shoplifting	2	0	0	0
Theft from Building	76	6	8	0
Theft from Coin Machine	0	0	0	0
Theft from Motor Vehicle	60	1	1	0
Theft of Motor Vehicle Parts	47	1	1	0
Theft - All Other Larceny	152	22	23	1
<b>Crimes Against Society</b>				
Drug/Narcotic Violations	30	29	32	4
Drug/Narcotic Equipment Violations	6	5	0	0
Gambling-Betting/Wagering	0	0	0	0
Gambling-Operating/Promoting	0	0	0	0
Gambling-Equipment Violation	0	0	0	0
Gambling-Sports Tampering	0	0	0	0
Pornography/Obscene Materials	0	0	0	0
Prostitution	0	0	0	0
Prostitution-Assisting/Promoting	0	0	0	0
Weapon Law Violations	2	2	3	0
<b>Total Group A Offenses</b>	<b>1,353</b>	<b>352</b>	<b>344</b>	<b>17</b>



# Chester County Sheriff's Department

**2001 Population Estimate**                      **15,540**

No. of Municipal Police Depts.                      1

**Offense Overview**

Offense Total    241

Number Cleared    72

Percent Cleared    29.9%

Group A Crimes per 100,000  
population

1,550.8

**Arrest Overview**

Total Arrests    489

Adult Arrests    350

Juvenile Arrests    7

Unknown Age    132

Arrests per 100,000 population

3,146.7

Avg. number offenses/incident

1.06

**Domestic Violence Victims**

Offense	Total	Arrests
Murder	0	0
Aggravated Assault	11	8
Simple Assault	15	9
Intimidation	1	0
Stalking	0	0
Forcible Rape	0	0
Forcible Sodomy	0	0
Sexual Assault w/Object	0	0
Forcible Fondling	0	0
Incest	0	0
Statutory Rape	0	0
Kidnapping/Abduction	0	0
<b>Total</b>	<b>27</b>	<b>17</b>

**TIBRS Group B Arrests**

Offense	Adult	Juvenile
Bad Checks	120	0
Curfew/Vagrancy	0	0
Disorderly Conduct	0	0
DUI	16	0
Drunkenness	17	1
Family-Non Violent	0	0
Liquor Law Violation	1	2
Peeping Tom	0	0
Runaway	0	0
Trespass	0	1
All Other Offense	137	0
<b>Total Group B</b>	<b>291</b>	<b>4</b>

TIBRS Group A Offenses	Offenses		Arrests	
	Reported	Cleared	Adult	Juvenile
<b>Crimes Against Persons</b>				
Murder	0	0	0	0
Negligent Manslaughter	0	0	0	0
Kidnapping/Abduction	1	0	0	0
Forcible Rape	3	1	1	0
Forcible Sodomy	0	0	0	0
Sexual Assault w/Object	0	0	0	0
Forcible Fondling	1	0	0	0
Incest	0	0	0	0
Statutory Rape	0	0	0	0
Aggravated Assault	17	12	11	0
Simple Assault	36	12	11	0
Intimidation	1	0	0	0
Stalking	0	0	0	0
<b>Crimes Against Property</b>				
Arson	0	0	0	0
Bribery	0	0	0	0
Burglary	34	4	4	0
Counterfeiting/Forgery	0	0	0	0
Destruction/Damage/Vandalism	62	6	5	1
Embezzlement	0	0	0	0
Extortion/Blackmail	0	0	0	0
Fraud - False Pretenses	0	0	0	0
Fraud - Credit Card/ATM	2	0	0	0
Fraud - Impersonation	0	0	0	0
Fraud - Welfare	0	0	0	0
Fraud - Wire	0	0	0	0
Motor Vehicle Theft	8	0	0	0
Robbery	0	0	0	0
Stolen Property Offense	0	0	0	0
Theft - Pocket Picking	0	0	0	0
Theft - Purse Snatching	0	0	0	0
Theft - Shoplifting	0	0	0	0
Theft from Building	10	0	0	0
Theft from Coin Machine	0	0	0	0
Theft from Motor Vehicle	8	1	1	0
Theft of Motor Vehicle Parts	1	0	0	0
Theft - All Other Larceny	24	3	2	1
<b>Crimes Against Society</b>				
Drug/Narcotic Violations	22	22	16	1
Drug/Narcotic Equipment Violations	11	11	8	0
Gambling-Betting/Wagering	0	0	0	0
Gambling-Operating/Promoting	0	0	0	0
Gambling-Equipment Violation	0	0	0	0
Gambling-Sports Tampering	0	0	0	0
Pornography/Obscene Materials	0	0	0	0
Prostitution	0	0	0	0
Prostitution-Assisting/Promoting	0	0	0	0
Weapon Law Violations	0	0	0	0
<b>Total Group A Offenses</b>	<b>241</b>	<b>72</b>	<b>59</b>	<b>3</b>



# Claiborne County Sheriff's Department

**2001 Population Estimate**                    **29,862**  
 No. of Municipal Police Depts.            **3**

**Offense Overview**  
 Offense Total                                    **1,031**  
 Number Cleared                                **277**  
 Percent Cleared                                 **26.9%**

Group A Crimes per 100,000  
 population                                      **3,452.5**

**Arrest Overview**  
 Total Arrests                                    **395**  
 Adult Arrests                                    **388**  
 Juvenile Arrests                                **7**  
 Unknown Age                                    **0**

Arrests per 100,000 population            **1,322.8**

Avg. number offenses/incident              **1.01**

<b>Domestic Violence Victims</b>		
Offense	Total	Arrests
Murder	0	0
Aggravated Assault	13	7
Simple Assault	35	20
Intimidation	27	0
Stalking	0	0
Forcible Rape	0	0
Forcible Sodomy	0	0
Sexual Assault w/Object	0	0
Forcible Fondling	0	0
Incest	0	0
Statutory Rape	1	0
Kidnapping/Abduction	3	0
<b>Total</b>	<b>79</b>	<b>27</b>

<b>TIBRS Group B Arrests</b>		
Offense	Adult	Juvenile
Bad Checks	16	0
Curfew/Vagrancy	0	0
Disorderly Conduct	13	0
DUI	41	0
Drunkenness	64	0
Family-Non Violent	1	0
Liquor Law Violation	0	0
Peeping Tom	0	0
Runaway	0	0
Trespass	1	0
All Other Offense	84	3
<b>Total Group B</b>	<b>220</b>	<b>3</b>

<b>TIBRS Group A Offenses</b>	<b>Offenses</b>		<b>Arrests</b>	
	<b>Reported</b>	<b>Cleared</b>	<b>Adult</b>	<b>Juvenile</b>
<b>Crimes Against Persons</b>				
Murder	0	0	0	0
Negligent Manslaughter	0	0	0	0
Kidnapping/Abduction	6	0	0	0
Forcible Rape	0	0	0	0
Forcible Sodomy	0	0	0	0
Sexual Assault w/Object	0	0	0	0
Forcible Fondling	1	0	0	0
Incest	0	0	0	0
Statutory Rape	2	0	0	0
Aggravated Assault	43	16	10	0
Simple Assault	127	60	38	0
Intimidation	180	49	1	0
Stalking	0	0	0	0
<b>Crimes Against Property</b>				
Arson	7	0	0	0
Bribery	0	0	0	0
Burglary	161	11	11	0
Counterfeiting/Forgery	7	1	0	0
Destruction/Damage/Vandalism	151	22	6	0
Embezzlement	2	0	0	0
Extortion/Blackmail	0	0	0	0
Fraud - False Pretenses	21	10	9	0
Fraud - Credit Card/ATM	5	0	0	0
Fraud - Impersonation	2	1	1	0
Fraud - Welfare	1	0	0	0
Fraud - Wire	0	0	0	0
Motor Vehicle Theft	39	6	5	0
Robbery	2	1	3	0
Stolen Property Offense	1	1	0	0
Theft - Pocket Picking	1	0	0	0
Theft - Purse Snatching	0	0	0	0
Theft - Shoplifting	2	2	2	0
Theft from Building	23	2	1	0
Theft from Coin Machine	4	0	0	0
Theft from Motor Vehicle	58	1	0	0
Theft of Motor Vehicle Parts	16	1	1	0
Theft - All Other Larceny	87	11	4	0
<b>Crimes Against Society</b>				
Drug/Narcotic Violations	76	76	71	4
Drug/Narcotic Equipment Violations	1	1	1	0
Gambling-Betting/Wagering	0	0	0	0
Gambling-Operating/Promoting	0	0	0	0
Gambling-Equipment Violation	0	0	0	0
Gambling-Sports Tampering	0	0	0	0
Pornography/Obscene Materials	0	0	0	0
Prostitution	0	0	0	0
Prostitution-Assisting/Promoting	0	0	0	0
Weapon Law Violations	5	5	4	0
<b>Total Group A Offenses</b>	<b>1,031</b>	<b>277</b>	<b>168</b>	<b>4</b>



# Clay County Sheriff's Department

<b>2001 Population Estimate</b>	<b>7,976</b>
No. of Municipal Police Depts.	1
<b>Offense Overview</b>	
Offense Total	242
Number Cleared	104
Percent Cleared	43.0%
Group A Crimes per 100,000 population	3,034.1
<b>Arrest Overview</b>	
Total Arrests	284
Adult Arrests	275
Juvenile Arrests	2
Unknown Age	7
Arrests per 100,000 population	3,560.7
Avg. number offenses/incident	1.07

Domestic Violence Victims		
Offense	Total	Arrests
Murder	0	0
Aggravated Assault	5	5
Simple Assault	7	6
Intimidation	0	0
Stalking	0	0
Forcible Rape	0	0
Forcible Sodomy	0	0
Sexual Assault w/Object	1	1
Forcible Fondling	0	0
Incest	0	0
Statutory Rape	0	0
Kidnapping/Abduction	0	0
<b>Total</b>	<b>13</b>	<b>12</b>

TIBRS Group B Arrests		
Offense	Adult	Juvenile
Bad Checks	8	0
Curfew/Vagrancy	0	0
Disorderly Conduct	3	0
DUI	55	0
Drunkenness	67	0
Family-Non Violent	0	1
Liquor Law Violation	9	0
Peeping Tom	0	0
Runaway	0	0
Trespass	1	0
All Other Offense	34	0
<b>Total Group B</b>	<b>177</b>	<b>1</b>

TIBRS Group A Offenses	Offenses		Arrests	
	Reported	Cleared	Adult	Juvenile
<b>Crimes Against Persons</b>				
Murder	0	0	0	0
Negligent Manslaughter	0	0	0	0
Kidnapping/Abduction	0	0	0	0
Forcible Rape	0	0	0	0
Forcible Sodomy	0	0	0	0
Sexual Assault w/Object	1	1	1	0
Forcible Fondling	1	1	1	0
Incest	0	0	0	0
Statutory Rape	0	0	0	0
Aggravated Assault	19	18	17	0
Simple Assault	24	22	21	0
Intimidation	3	1	1	0
Stalking	0	0	0	0
<b>Crimes Against Property</b>				
Arson	7	3	3	0
Bribery	0	0	0	0
Burglary	56	5	6	0
Counterfeiting/Forgery	1	0	0	0
Destruction/Damage/Vandalism	37	5	4	0
Embezzlement	0	0	0	0
Extortion/Blackmail	0	0	0	0
Fraud - False Pretenses	3	2	1	1
Fraud - Credit Card/ATM	1	0	0	0
Fraud - Impersonation	1	0	0	0
Fraud - Welfare	0	0	0	0
Fraud - Wire	0	0	0	0
Motor Vehicle Theft	2	0	0	0
Robbery	1	0	0	0
Stolen Property Offense	0	0	0	0
Theft - Pocket Picking	1	1	1	0
Theft - Purse Snatching	0	0	0	0
Theft - Shoplifting	0	0	0	0
Theft from Building	4	3	1	0
Theft from Coin Machine	0	0	0	0
Theft from Motor Vehicle	15	0	0	0
Theft of Motor Vehicle Parts	3	0	0	0
Theft - All Other Larceny	21	3	3	0
<b>Crimes Against Society</b>				
Drug/Narcotic Violations	33	32	35	0
Drug/Narcotic Equipment Violations	8	7	3	0
Gambling-Betting/Wagering	0	0	0	0
Gambling-Operating/Promoting	0	0	0	0
Gambling-Equipment Violation	0	0	0	0
Gambling-Sports Tampering	0	0	0	0
Pornography/Obscene Materials	0	0	0	0
Prostitution	0	0	0	0
Prostitution-Assisting/Promoting	0	0	0	0
Weapon Law Violations	0	0	0	0
<b>Total Group A Offenses</b>	<b>242</b>	<b>104</b>	<b>98</b>	<b>1</b>





# Cocke County Sheriff's Department

**2001 Population Estimate**                    **33,565**  
 No. of Municipal Police Depts.            1

**Offense Overview**  
 Offense Total                                    1,437  
 Number Cleared                                312  
 Percent Cleared                                21.7%

Group A Crimes per 100,000  
 population                                      4,281.2

**Arrest Overview**  
 Total Arrests                                    751  
 Adult Arrests                                    731  
 Juvenile Arrests                                17  
 Unknown Age                                    3

Arrests per 100,000 population            2,237.4

Avg. number offenses/incident              1.06

Domestic Violence Victims		
Offense	Total	Arrests
Murder	0	0
Aggravated Assault	27	15
Simple Assault	71	47
Intimidation	18	5
Stalking	7	4
Forcible Rape	0	0
Forcible Sodomy	0	0
Sexual Assault w/Object	0	0
Forcible Fondling	1	0
Incest	1	1
Statutory Rape	0	0
Kidnapping/Abduction	1	0
<b>Total</b>	<b>126</b>	<b>72</b>

TIBRS Group B Arrests		
Offense	Adult	Juvenile
Bad Checks	21	0
Curfew/Vagrancy	0	0
Disorderly Conduct	8	1
DUI	60	0
Drunkenness	129	0
Family-Non Violent	0	0
Liquor Law Violation	1	0
Peeping Tom	0	0
Runaway	0	0
Trespass	4	0
All Other Offense	241	1
<b>Total Group B</b>	<b>464</b>	<b>2</b>

TIBRS Group A Offenses	Offenses		Arrests	
	Reported	Cleared	Adult	Juvenile
<b>Crimes Against Persons</b>				
Murder	4	3	5	0
Negligent Manslaughter	0	0	0	0
Kidnapping/Abduction	4	1	1	0
Forcible Rape	3	1	1	0
Forcible Sodomy	0	0	0	0
Sexual Assault w/Object	0	0	0	0
Forcible Fondling	2	1	1	0
Incest	1	1	1	0
Statutory Rape	0	0	0	0
Aggravated Assault	115	51	42	2
Simple Assault	214	103	105	1
Intimidation	82	16	10	0
Stalking	24	11	6	0
<b>Crimes Against Property</b>				
Arson	14	3	3	1
Bribery	0	0	0	0
Burglary	282	26	12	5
Counterfeiting/Forgery	2	2	1	0
Destruction/Damage/Vandalism	200	17	7	6
Embezzlement	0	0	0	0
Extortion/Blackmail	0	0	0	0
Fraud - False Pretenses	9	3	2	0
Fraud - Credit Card/ATM	4	1	1	0
Fraud - Impersonation	7	6	5	0
Fraud - Welfare	4	4	4	0
Fraud - Wire	0	0	0	0
Motor Vehicle Theft	104	12	10	0
Robbery	11	3	5	0
Stolen Property Offense	1	0	0	0
Theft - Pocket Picking	1	0	0	0
Theft - Purse Snatching	0	0	0	0
Theft - Shoplifting	0	0	0	0
Theft from Building	77	3	5	0
Theft from Coin Machine	2	0	0	0
Theft from Motor Vehicle	116	3	3	0
Theft of Motor Vehicle Parts	34	1	0	0
Theft - All Other Larceny	87	8	8	0
<b>Crimes Against Society</b>				
Drug/Narcotic Violations	29	28	26	0
Drug/Narcotic Equipment Violations	0	0	0	0
Gambling-Betting/Wagering	0	0	0	0
Gambling-Operating/Promoting	0	0	0	0
Gambling-Equipment Violation	0	0	0	0
Gambling-Sports Tampering	0	0	0	0
Pornography/Obscene Materials	0	0	0	0
Prostitution	0	0	0	0
Prostitution-Assisting/Promoting	0	0	0	0
Weapon Law Violations	4	4	3	0
<b>Total Group A Offenses</b>	<b>1,437</b>	<b>312</b>	<b>267</b>	<b>15</b>



# Coffee County Sheriff's Department

<b>2001 Population Estimate</b>	<b>48,014</b>
No. of Municipal Police Depts.	2
<b>Offense Overview</b>	
Offense Total	1,047
Number Cleared	160
Percent Cleared	15.3%
Group A Crimes per 100,000 population	
	2,180.6
<b>Arrest Overview</b>	
Total Arrests	342
Adult Arrests	317
Juvenile Arrests	25
Unknown Age	0
Arrests per 100,000 population	
	712.3
Avg. number offenses/incident	
	1.08

Domestic Violence Victims		
Offense	Total	Arrests
Murder	0	0
Aggravated Assault	9	8
Simple Assault	38	32
Intimidation	2	2
Stalking	0	0
Forcible Rape	0	0
Forcible Sodomy	0	0
Sexual Assault w/Object	0	0
Forcible Fondling	0	0
Incest	0	0
Statutory Rape	0	0
Kidnapping/Abduction	0	0
<b>Total</b>	<b>49</b>	<b>42</b>

TIBRS Group B Arrests		
Offense	Adult	Juvenile
Bad Checks	0	0
Curfew/Vagrancy	0	0
Disorderly Conduct	11	1
DUI	62	0
Drunkenness	97	2
Family-Non Violent	1	0
Liquor Law Violation	2	4
Peeping Tom	0	0
Runaway	0	6
Trespass	0	0
All Other Offense	0	1
<b>Total Group B</b>	<b>173</b>	<b>14</b>

TIBRS Group A Offenses	Offenses		Arrests	
	Reported	Cleared	Adult	Juvenile
<b>Crimes Against Persons</b>				
Murder	0	0	0	0
Negligent Manslaughter	0	0	0	0
Kidnapping/Abduction	1	1	0	0
Forcible Rape	1	0	0	0
Forcible Sodomy	0	0	0	0
Sexual Assault w/Object	0	0	0	0
Forcible Fondling	2	1	1	0
Incest	0	0	0	0
Statutory Rape	0	0	0	0
Aggravated Assault	42	22	22	0
Simple Assault	132	69	67	2
Intimidation	30	3	3	0
Stalking	1	0	0	0
<b>Crimes Against Property</b>				
Arson	0	0	0	0
Bribery	1	1	1	0
Burglary	179	2	2	0
Counterfeiting/Forgery	0	0	0	0
Destruction/Damage/Vandalism	268	8	2	6
Embezzlement	0	0	0	0
Extortion/Blackmail	0	0	0	0
Fraud - False Pretenses	10	0	0	0
Fraud - Credit Card/ATM	4	0	0	0
Fraud - Impersonation	3	0	0	0
Fraud - Welfare	0	0	0	0
Fraud - Wire	0	0	0	0
Motor Vehicle Theft	47	0	0	0
Robbery	1	0	0	0
Stolen Property Offense	0	0	0	0
Theft - Pocket Picking	0	0	0	0
Theft - Purse Snatching	0	0	0	0
Theft - Shoplifting	3	0	0	0
Theft from Building	2	0	0	0
Theft from Coin Machine	1	0	0	0
Theft from Motor Vehicle	40	0	0	0
Theft of Motor Vehicle Parts	28	0	0	0
Theft - All Other Larceny	204	6	3	3
<b>Crimes Against Society</b>				
Drug/Narcotic Violations	25	25	25	0
Drug/Narcotic Equipment Violations	18	18	14	0
Gambling-Betting/Wagering	0	0	0	0
Gambling-Operating/Promoting	0	0	0	0
Gambling-Equipment Violation	0	0	0	0
Gambling-Sports Tampering	0	0	0	0
Pornography/Obscene Materials	0	0	0	0
Prostitution	0	0	0	0
Prostitution-Assisting/Promoting	0	0	0	0
Weapon Law Violations	4	4	4	0
<b>Total Group A Offenses</b>	<b>1,047</b>	<b>160</b>	<b>144</b>	<b>11</b>



# Crockett County Sheriff's Department

**2001 Population Estimate** 14,532

No. of Municipal Police Depts. 5

**Offense Overview**

Offense Total 467

Number Cleared 199

Percent Cleared 42.6%

Group A Crimes per 100,000 population 3,213.6

**Arrest Overview**

Total Arrests 491

Adult Arrests 462

Juvenile Arrests 12

Unknown Age 17

Arrests per 100,000 population 3,378.8

Avg. number offenses/incident 1.08

Domestic Violence Victims		
Offense	Total	Arrests
Murder	0	0
Aggravated Assault	6	6
Simple Assault	31	31
Intimidation	0	0
Stalking	0	0
Forcible Rape	0	0
Forcible Sodomy	0	0
Sexual Assault w/Object	0	0
Forcible Fondling	0	0
Incest	0	0
Statutory Rape	0	0
Kidnapping/Abduction	0	0
<b>Total</b>	<b>37</b>	<b>37</b>

TIBRS Group B Arrests		
Offense	Adult	Juvenile
Bad Checks	59	0
Curfew/Vagrancy	0	0
Disorderly Conduct	12	0
DUI	34	0
Drunkenness	36	0
Family-Non Violent	10	0
Liquor Law Violation	1	0
Peeping Tom	0	0
Runaway	0	2
Trespass	6	2
All Other Offense	146	0
<b>Total Group B</b>	<b>304</b>	<b>4</b>

TIBRS Group A Offenses	Offenses		Arrests	
	Reported	Cleared	Adult	Juvenile
<b>Crimes Against Persons</b>				
Murder	0	0	0	0
Negligent Manslaughter	0	0	0	0
Kidnapping/Abduction	2	0	0	0
Forcible Rape	4	2	2	0
Forcible Sodomy	0	0	0	0
Sexual Assault w/Object	0	0	0	0
Forcible Fondling	1	1	1	0
Incest	0	0	0	0
Statutory Rape	0	0	0	0
Aggravated Assault	20	13	12	1
Simple Assault	74	65	54	2
Intimidation	22	8	7	0
Stalking	4	4	2	0
<b>Crimes Against Property</b>				
Arson	4	2	2	0
Bribery	0	0	0	0
Burglary	60	7	7	0
Counterfeiting/Forgery	11	9	9	0
Destruction/Damage/Vandalism	106	20	11	2
Embezzlement	3	1	1	0
Extortion/Blackmail	0	0	0	0
Fraud - False Pretenses	8	5	0	0
Fraud - Credit Card/ATM	1	0	0	0
Fraud - Impersonation	2	0	0	0
Fraud - Welfare	0	0	0	0
Fraud - Wire	0	0	0	0
Motor Vehicle Theft	12	2	1	0
Robbery	1	1	1	1
Stolen Property Offense	1	0	0	0
Theft - Pocket Picking	0	0	0	0
Theft - Purse Snatching	1	0	0	0
Theft - Shoplifting	1	1	1	0
Theft from Building	33	10	13	0
Theft from Coin Machine	1	1	0	0
Theft from Motor Vehicle	13	2	2	1
Theft of Motor Vehicle Parts	10	3	1	0
Theft - All Other Larceny	35	6	3	0
<b>Crimes Against Society</b>				
Drug/Narcotic Violations	21	20	19	0
Drug/Narcotic Equipment Violations	12	12	7	0
Gambling-Betting/Wagering	0	0	0	0
Gambling-Operating/Promoting	0	0	0	0
Gambling-Equipment Violation	0	0	0	0
Gambling-Sports Tampering	0	0	0	0
Pornography/Obscene Materials	0	0	0	0
Prostitution	0	0	0	0
Prostitution-Assisting/Promoting	0	0	0	0
Weapon Law Violations	4	4	2	1
<b>Total Group A Offenses</b>	<b>467</b>	<b>199</b>	<b>158</b>	<b>8</b>



# Cumberland County Sheriff's Department

**2001 Population Estimate**                    **46,802**  
 No. of Municipal Police Depts.            1

**Offense Overview**  
 Offense Total                                    942  
 Number Cleared                                191  
 Percent Cleared                                20.3%

Group A Crimes per 100,000  
 population                                      2,012.7

**Arrest Overview**  
 Total Arrests                                    1,547  
 Adult Arrests                                    1,533  
 Juvenile Arrests                                12  
 Unknown Age                                    2

Arrests per 100,000 population            3,305.4

Avg. number offenses/incident            1.02

Domestic Violence Victims		
Offense	Total	Arrests
Murder	0	0
Aggravated Assault	11	11
Simple Assault	46	45
Intimidation	2	2
Stalking	0	0
Forcible Rape	1	1
Forcible Sodomy	0	0
Sexual Assault w/Object	0	0
Forcible Fondling	0	0
Incest	0	0
Statutory Rape	0	0
Kidnapping/Abduction	0	0
<b>Total</b>	<b>60</b>	<b>59</b>

TIBRS Group B Arrests		
Offense	Adult	Juvenile
Bad Checks	178	0
Curfew/Vagrancy	0	0
Disorderly Conduct	6	1
DUI	118	0
Drunkenness	96	1
Family-Non Violent	1	0
Liquor Law Violation	0	0
Peeping Tom	0	0
Runaway	0	0
Trespass	25	0
All Other Offense	914	7
<b>Total Group B</b>	<b>1,338</b>	<b>9</b>

TIBRS Group A Offenses	Offenses		Arrests	
	Reported	Cleared	Adult	Juvenile
<b>Crimes Against Persons</b>				
Murder	0	0	0	0
Negligent Manslaughter	0	0	0	0
Kidnapping/Abduction	1	0	0	0
Forcible Rape	1	1	1	0
Forcible Sodomy	0	0	0	0
Sexual Assault w/Object	0	0	0	0
Forcible Fondling	1	0	0	0
Incest	0	0	0	0
Statutory Rape	0	0	0	0
Aggravated Assault	29	22	22	0
Simple Assault	98	87	85	1
Intimidation	21	11	11	0
Stalking	4	3	2	0
<b>Crimes Against Property</b>				
Arson	4	0	0	0
Bribery	0	0	0	0
Burglary	230	5	5	0
Counterfeiting/Forgery	8	3	3	0
Destruction/Damage/Vandalism	152	17	17	0
Embezzlement	1	0	0	0
Extortion/Blackmail	0	0	0	0
Fraud - False Pretenses	5	2	0	0
Fraud - Credit Card/ATM	8	0	0	0
Fraud - Impersonation	1	0	0	0
Fraud - Welfare	0	0	0	0
Fraud - Wire	0	0	0	0
Motor Vehicle Theft	38	1	2	0
Robbery	2	0	0	0
Stolen Property Offense	0	0	0	0
Theft - Pocket Picking	0	0	0	0
Theft - Purse Snatching	0	0	0	0
Theft - Shoplifting	1	1	1	0
Theft from Building	68	5	5	0
Theft from Coin Machine	1	1	4	0
Theft from Motor Vehicle	65	0	0	0
Theft of Motor Vehicle Parts	23	0	0	0
Theft - All Other Larceny	156	9	10	0
<b>Crimes Against Society</b>				
Drug/Narcotic Violations	19	18	22	2
Drug/Narcotic Equipment Violations	5	5	5	0
Gambling-Betting/Wagering	0	0	0	0
Gambling-Operating/Promoting	0	0	0	0
Gambling-Equipment Violation	0	0	0	0
Gambling-Sports Tampering	0	0	0	0
Pornography/Obscene Materials	0	0	0	0
Prostitution	0	0	0	0
Prostitution-Assisting/Promoting	0	0	0	0
Weapon Law Violations	0	0	0	0
<b>Total Group A Offenses</b>	<b>942</b>	<b>191</b>	<b>195</b>	<b>3</b>



# Decatur County Sheriff's Department

<b>2001 Population Estimate</b>	<b>11,731</b>
No. of Municipal Police Depts.	2
<b>Offense Overview</b>	
Offense Total	317
Number Cleared	130
Percent Cleared	41.0%
Group A Crimes per 100,000 population	2,702.2
<b>Arrest Overview</b>	
Total Arrests	347
Adult Arrests	335
Juvenile Arrests	7
Unknown Age	5
Arrests per 100,000 population	2,958.0
Avg. number offenses/incident	1.06

Domestic Violence Victims		
Offense	Total	Arrests
Murder	0	0
Aggravated Assault	8	5
Simple Assault	24	21
Intimidation	3	2
Stalking	0	0
Forcible Rape	0	0
Forcible Sodomy	0	0
Sexual Assault w/Object	0	0
Forcible Fondling	0	0
Incest	0	0
Statutory Rape	0	0
Kidnapping/Abduction	0	0
<b>Total</b>	<b>35</b>	<b>28</b>

TIBRS Group B Arrests		
Offense	Adult	Juvenile
Bad Checks	43	0
Curfew/Vagrancy	0	0
Disorderly Conduct	2	0
DUI	36	0
Drunkenness	30	0
Family-Non Violent	0	0
Liquor Law Violation	12	2
Peeping Tom	0	0
Runaway	0	0
Trespass	0	0
All Other Offense	92	1
<b>Total Group B</b>	<b>215</b>	<b>3</b>

TIBRS Group A Offenses	Offenses		Arrests	
	Reported	Cleared	Adult	Juvenile
<b>Crimes Against Persons</b>				
Murder	0	0	0	0
Negligent Manslaughter	0	0	0	0
Kidnapping/Abduction	0	0	0	0
Forcible Rape	0	0	0	0
Forcible Sodomy	0	0	0	0
Sexual Assault w/Object	0	0	0	0
Forcible Fondling	0	0	0	0
Incest	0	0	0	0
Statutory Rape	1	1	1	0
Aggravated Assault	23	20	15	1
Simple Assault	42	42	40	0
Intimidation	11	5	2	1
Stalking	2	2	2	0
<b>Crimes Against Property</b>				
Arson	1	0	0	0
Bribery	0	0	0	0
Burglary	57	1	0	0
Counterfeiting/Forgery	9	7	8	0
Destruction/Damage/Vandalism	45	5	6	0
Embezzlement	0	0	0	0
Extortion/Blackmail	0	0	0	0
Fraud - False Pretenses	2	1	1	0
Fraud - Credit Card/ATM	2	1	1	0
Fraud - Impersonation	3	0	0	0
Fraud - Welfare	0	0	0	0
Fraud - Wire	0	0	0	0
Motor Vehicle Theft	7	1	1	0
Robbery	0	0	0	0
Stolen Property Offense	0	0	0	0
Theft - Pocket Picking	0	0	0	0
Theft - Purse Snatching	0	0	0	0
Theft - Shoplifting	1	1	1	0
Theft from Building	2	1	0	1
Theft from Coin Machine	1	0	0	0
Theft from Motor Vehicle	5	1	1	0
Theft of Motor Vehicle Parts	4	0	0	0
Theft - All Other Larceny	64	6	7	0
<b>Crimes Against Society</b>				
Drug/Narcotic Violations	24	24	27	0
Drug/Narcotic Equipment Violations	8	8	4	1
Gambling-Betting/Wagering	0	0	0	0
Gambling-Operating/Promoting	0	0	0	0
Gambling-Equipment Violation	0	0	0	0
Gambling-Sports Tampering	0	0	0	0
Pornography/Obscene Materials	0	0	0	0
Prostitution	0	0	0	0
Prostitution-Assisting/Promoting	0	0	0	0
Weapon Law Violations	3	3	3	0
<b>Total Group A Offenses</b>	<b>317</b>	<b>130</b>	<b>120</b>	<b>4</b>



# DeKalb County Sheriff's Department

**2001 Population Estimate**                      **17,423**

No. of Municipal Police Depts.                      2

**Offense Overview**

Offense Total    708

Number Cleared    344

Percent Cleared    48.6%

Group A Crimes per 100,000  
population    4,063.6

**Arrest Overview**

Total Arrests    958

Adult Arrests    906

Juvenile Arrests    50

Unknown Age    2

Arrests per 100,000 population                      5,498.5

Avg. number offenses/incident                      1.08

<b>Domestic Violence Victims</b>		
Offense	Total	Arrests
Murder	0	0
Aggravated Assault	12	8
Simple Assault	45	39
Intimidation	4	0
Stalking	2	1
Forcible Rape	0	0
Forcible Sodomy	0	0
Sexual Assault w/Object	0	0
Forcible Fondling	0	0
Incest	0	0
Statutory Rape	0	0
Kidnapping/Abduction	5	5
<b>Total</b>	<b>68</b>	<b>53</b>

<b>TIBRS Group B Arrests</b>		
Offense	Adult	Juvenile
Bad Checks	83	0
Curfew/Vagrancy	0	1
Disorderly Conduct	0	10
DUI	42	0
Drunkenness	30	0
Family-Non Violent	8	0
Liquor Law Violation	5	1
Peeping Tom	0	0
Runaway	0	9
Trespass	9	0
All Other Offense	475	18
<b>Total Group B</b>	<b>652</b>	<b>39</b>

<b>TIBRS Group A Offenses</b>	<b>Offenses</b>		<b>Arrests</b>	
	<b>Reported</b>	<b>Cleared</b>	<b>Adult</b>	<b>Juvenile</b>
<b>Crimes Against Persons</b>				
Murder	2	2	1	0
Negligent Manslaughter	0	0	0	0
Kidnapping/Abduction	6	5	4	0
Forcible Rape	2	1	0	0
Forcible Sodomy	0	0	0	0
Sexual Assault w/Object	0	0	0	0
Forcible Fondling	0	0	0	0
Incest	0	0	0	0
Statutory Rape	2	1	1	0
Aggravated Assault	45	37	28	0
Simple Assault	104	87	74	4
Intimidation	20	6	6	0
Stalking	4	4	3	0
<b>Crimes Against Property</b>				
Arson	3	0	0	0
Bribery	0	0	0	0
Burglary	122	20	13	0
Counterfeiting/Forgery	17	15	14	0
Destruction/Damage/Vandalism	82	20	15	0
Embezzlement	1	1	1	0
Extortion/Blackmail	0	0	0	0
Fraud - False Pretenses	1	1	0	0
Fraud - Credit Card/ATM	1	0	0	0
Fraud - Impersonation	2	2	2	0
Fraud - Welfare	0	0	0	0
Fraud - Wire	0	0	0	0
Motor Vehicle Theft	22	9	6	1
Robbery	2	2	2	0
Stolen Property Offense	1	1	1	0
Theft - Pocket Picking	0	0	0	0
Theft - Purse Snatching	0	0	0	0
Theft - Shoplifting	2	1	0	1
Theft from Building	11	3	2	0
Theft from Coin Machine	0	0	0	0
Theft from Motor Vehicle	32	1	1	0
Theft of Motor Vehicle Parts	30	1	0	0
Theft - All Other Larceny	94	26	22	1
<b>Crimes Against Society</b>				
Drug/Narcotic Violations	72	70	50	4
Drug/Narcotic Equipment Violations	22	22	7	0
Gambling-Betting/Wagering	0	0	0	0
Gambling-Operating/Promoting	0	0	0	0
Gambling-Equipment Violation	0	0	0	0
Gambling-Sports Tampering	0	0	0	0
Pornography/Obscene Materials	0	0	0	0
Prostitution	0	0	0	0
Prostitution-Assisting/Promoting	0	0	0	0
Weapon Law Violations	6	6	1	0
<b>Total Group A Offenses</b>	<b>708</b>	<b>344</b>	<b>254</b>	<b>11</b>



# Dickson County Sheriff's Department

<b>2001 Population Estimate</b>	<b>43,156</b>
No. of Municipal Police Depts.	3
<b>Offense Overview</b>	
Offense Total	2,129
Number Cleared	771
Percent Cleared	36.2%
Group A Crimes per 100,000 population	4,933.3
<b>Arrest Overview</b>	
Total Arrests	1,572
Adult Arrests	1,543
Juvenile Arrests	29
Unknown Age	0
Arrests per 100,000 population	3,642.6
Avg. number offenses/incident	1.10

Domestic Violence Victims		
Offense	Total	Arrests
Murder	1	1
Aggravated Assault	24	13
Simple Assault	288	102
Intimidation	121	10
Stalking	1	0
Forcible Rape	16	4
Forcible Sodomy	3	0
Sexual Assault w/Object	3	1
Forcible Fondling	2	0
Incest	3	1
Statutory Rape	1	0
Kidnapping/Abduction	12	4
<b>Total</b>	<b>475</b>	<b>136</b>

TIBRS Group B Arrests		
Offense	Adult	Juvenile
Bad Checks	366	0
Curfew/Vagrancy	0	0
Disorderly Conduct	1	1
DUI	46	0
Drunkenness	20	0
Family-Non Violent	1	0
Liquor Law Violation	4	0
Peeping Tom	0	0
Runaway	0	1
Trespass	19	0
All Other Offense	698	7
<b>Total Group B</b>	<b>1,155</b>	<b>9</b>

TIBRS Group A Offenses	Offenses		Arrests	
	Reported	Cleared	Adult	Juvenile
<b>Crimes Against Persons</b>				
Murder	4	2	2	0
Negligent Manslaughter	0	0	0	0
Kidnapping/Abduction	13	6	4	0
Forcible Rape	34	12	5	0
Forcible Sodomy	4	1	0	0
Sexual Assault w/Object	5	1	1	0
Forcible Fondling	3	0	1	0
Incest	5	2	1	0
Statutory Rape	4	2	0	0
Aggravated Assault	76	47	32	3
Simple Assault	500	399	175	10
Intimidation	337	72	23	1
Stalking	5	2	1	0
<b>Crimes Against Property</b>				
Arson	5	2	1	0
Bribery	0	0	0	0
Burglary	198	31	32	0
Counterfeiting/Forgery	25	9	9	0
Destruction/Damage/Vandalism	336	47	15	1
Embezzlement	2	2	2	0
Extortion/Blackmail	0	0	0	0
Fraud - False Pretenses	3	1	1	0
Fraud - Credit Card/ATM	0	0	0	0
Fraud - Impersonation	20	5	1	0
Fraud - Welfare	0	0	0	0
Fraud - Wire	0	0	0	0
Motor Vehicle Theft	57	12	5	1
Robbery	7	2	2	0
Stolen Property Offense	0	0	0	0
Theft - Pocket Picking	0	0	0	0
Theft - Purse Snatching	3	0	0	0
Theft - Shoplifting	1	0	0	0
Theft from Building	38	7	1	0
Theft from Coin Machine	4	0	0	0
Theft from Motor Vehicle	17	0	1	0
Theft of Motor Vehicle Parts	30	1	1	0
Theft - All Other Larceny	298	38	28	2
<b>Crimes Against Society</b>				
Drug/Narcotic Violations	77	54	41	2
Drug/Narcotic Equipment Violations	12	10	2	0
Gambling-Betting/Wagering	0	0	0	0
Gambling-Operating/Promoting	0	0	0	0
Gambling-Equipment Violation	0	0	0	0
Gambling-Sports Tampering	0	0	0	0
Pornography/Obscene Materials	2	0	0	0
Prostitution	1	1	0	0
Prostitution-Assisting/Promoting	0	0	0	0
Weapon Law Violations	3	3	1	0
<b>Total Group A Offenses</b>	<b>2,129</b>	<b>771</b>	<b>388</b>	<b>20</b>

rev. 6/16/03



# Dyer County Sheriff's Department

**2001 Population Estimate**                    **37,279**  
 No. of Municipal Police Depts.            3

**Offense Overview**

Offense Total                                    630  
 Number Cleared                                240  
 Percent Cleared                                38.1%

Group A Crimes per 100,000  
 population                                      1,690.0

**Arrest Overview**

Total Arrests                                    771  
 Adult Arrests                                    744  
 Juvenile Arrests                                27  
 Unknown Age

Arrests per 100,000 population            2,068.2

Avg. number offenses/incident            1.05

**Domestic Violence Victims**

Offense	Total	Arrests
Murder	0	0
Aggravated Assault	11	7
Simple Assault	66	37
Intimidation	6	0
Stalking	0	0
Forcible Rape	0	0
Forcible Sodomy	0	0
Sexual Assault w/Object	0	0
Forcible Fondling	0	0
Incest	0	0
Statutory Rape	0	0
Kidnapping/Abduction	2	1
<b>Total</b>	<b>85</b>	<b>45</b>

**TIBRS Group B Arrests**

Offense	Adult	Juvenile
Bad Checks	13	0
Curfew/Vagrancy	0	0
Disorderly Conduct	5	0
DUI	74	2
Drunkenness	98	0
Family-Non Violent	8	0
Liquor Law Violation	13	1
Peeping Tom	0	0
Runaway	0	1
Trespass	3	0
All Other Offense	348	5
<b>Total Group B</b>	<b>562</b>	<b>9</b>

TIBRS Group A Offenses	Offenses		Arrests	
	Reported	Cleared	Adult	Juvenile
<b>Crimes Against Persons</b>				
Murder	0	0	0	0
Negligent Manslaughter	0	0	0	0
Kidnapping/Abduction	2	1	1	0
Forcible Rape	1	1	1	0
Forcible Sodomy	0	0	0	0
Sexual Assault w/Object	0	0	0	0
Forcible Fondling	1	0	0	0
Incest	0	0	0	0
Statutory Rape	2	1	1	0
Aggravated Assault	45	35	24	1
Simple Assault	134	88	53	6
Intimidation	20	3	1	0
Stalking	3	0	0	0
<b>Crimes Against Property</b>				
Arson	1	1	1	0
Bribery	0	0	0	0
Burglary	86	9	9	3
Counterfeiting/Forgery	6	2	2	0
Destruction/Damage/Vandalism	75	9	1	3
Embezzlement	0	0	0	0
Extortion/Blackmail	0	0	0	0
Fraud - False Pretenses	5	0	0	0
Fraud - Credit Card/ATM	0	0	0	0
Fraud - Impersonation	3	3	2	0
Fraud - Welfare	0	0	0	0
Fraud - Wire	0	0	0	0
Motor Vehicle Theft	24	1	1	0
Robbery	1	1	2	0
Stolen Property Offense	0	0	0	0
Theft - Pocket Picking	0	0	0	0
Theft - Purse Snatching	0	0	0	0
Theft - Shoplifting	3	0	0	0
Theft from Building	0	0	0	0
Theft from Coin Machine	1	0	0	0
Theft from Motor Vehicle	24	1	1	0
Theft of Motor Vehicle Parts	17	0	0	0
Theft - All Other Larceny	98	9	11	0
<b>Crimes Against Society</b>				
Drug/Narcotic Violations	56	54	59	4
Drug/Narcotic Equipment Violations	13	12	5	0
Gambling-Betting/Wagering	0	0	0	0
Gambling-Operating/Promoting	0	0	0	0
Gambling-Equipment Violation	0	0	0	0
Gambling-Sports Tampering	0	0	0	0
Pornography/Obscene Materials	0	0	0	0
Prostitution	0	0	0	0
Prostitution-Assisting/Promoting	0	0	0	0
Weapon Law Violations	9	9	7	1
<b>Total Group A Offenses</b>	<b>630</b>	<b>240</b>	<b>182</b>	<b>18</b>





# Fayette County Sheriff's Department

<b>2001 Population Estimate</b>	<b>28,806</b>
No. of Municipal Police Depts.	6
<b>Offense Overview</b>	
Offense Total	1,328
Number Cleared	199
Percent Cleared	15.0%
Group A Crimes per 100,000 population	4,610.2
<b>Arrest Overview</b>	
Total Arrests	609
Adult Arrests	587
Juvenile Arrests	14
Unknown Age	8
Arrests per 100,000 population	2,114.1
Avg. number offenses/incident	1.04

Domestic Violence Victims		
Offense	Total	Arrests
Murder	0	0
Aggravated Assault	4	4
Simple Assault	40	37
Intimidation	4	3
Stalking	1	1
Forcible Rape	0	0
Forcible Sodomy	0	0
Sexual Assault w/Object	0	0
Forcible Fondling	1	1
Incest	0	0
Statutory Rape	0	0
Kidnapping/Abduction	0	0
<b>Total</b>	<b>50</b>	<b>46</b>

TIBRS Group B Arrests		
Offense	Adult	Juvenile
Bad Checks	100	1
Curfew/Vagrancy	0	0
Disorderly Conduct	9	2
DUI	36	1
Drunkenness	11	1
Family-Non Violent	2	0
Liquor Law Violation	6	0
Peeping Tom	0	0
Runaway	0	0
Trespass	14	0
All Other Offense	220	0
<b>Total Group B</b>	<b>398</b>	<b>5</b>

TIBRS Group A Offenses	Offenses		Arrests	
	Reported	Cleared	Adult	Juvenile
<b>Crimes Against Persons</b>				
Murder	0	0	0	0
Negligent Manslaughter	0	0	0	0
Kidnapping/Abduction	1	0	0	0
Forcible Rape	5	1	1	0
Forcible Sodomy	0	0	0	0
Sexual Assault w/Object	1	0	0	0
Forcible Fondling	6	2	3	0
Incest	1	0	0	0
Statutory Rape	1	0	0	0
Aggravated Assault	58	26	29	1
Simple Assault	246	92	85	5
Intimidation	71	12	3	1
Stalking	44	1	0	0
<b>Crimes Against Property</b>				
Arson	8	2	2	0
Bribery	1	0	0	0
Burglary	261	7	6	1
Counterfeiting/Forgery	7	2	2	0
Destruction/Damage/Vandalism	162	9	8	0
Embezzlement	0	0	0	0
Extortion/Blackmail	0	0	0	0
Fraud - False Pretenses	3	0	0	0
Fraud - Credit Card/ATM	3	0	0	0
Fraud - Impersonation	3	0	0	0
Fraud - Welfare	0	0	0	0
Fraud - Wire	0	0	0	0
Motor Vehicle Theft	65	1	2	0
Robbery	13	0	0	0
Stolen Property Offense	0	0	0	0
Theft - Pocket Picking	3	0	0	0
Theft - Purse Snatching	0	0	0	0
Theft - Shoplifting	1	0	1	0
Theft from Building	87	1	0	0
Theft from Coin Machine	0	0	0	0
Theft from Motor Vehicle	43	1	1	0
Theft of Motor Vehicle Parts	50	2	1	0
Theft - All Other Larceny	143	0	0	0
<b>Crimes Against Society</b>				
Drug/Narcotic Violations	33	32	37	1
Drug/Narcotic Equipment Violations	6	6	6	0
Gambling-Betting/Wagering	0	0	0	0
Gambling-Operating/Promoting	0	0	0	0
Gambling-Equipment Violation	0	0	0	0
Gambling-Sports Tampering	0	0	0	0
Pornography/Obscene Materials	0	0	0	0
Prostitution	0	0	0	0
Prostitution-Assisting/Promoting	0	0	0	0
Weapon Law Violations	2	2	2	0
<b>Total Group A Offenses</b>	<b>1,328</b>	<b>199</b>	<b>189</b>	<b>9</b>



# Fentress County Sheriff's Department

**2001 Population Estimate**                      **16,625**  
 No. of Municipal Police Depts.                      1

**Offense Overview**  
 Offense Total    781  
 Number Cleared    361  
 Percent Cleared    46.2%

Group A Crimes per 100,000  
 population    4,697.7

**Arrest Overview**  
 Total Arrests    558  
 Adult Arrests    511  
 Juvenile Arrests    47  
 Unknown Age

Arrests per 100,000 population                      3,356.4

Avg. number offenses/incident                      1.23

Domestic Violence Victims		
Offense	Total	Arrests
Murder	0	0
Aggravated Assault	6	5
Simple Assault	58	54
Intimidation	4	4
Stalking	1	2
Forcible Rape	0	0
Forcible Sodomy	0	0
Sexual Assault w/Object	0	0
Forcible Fondling	0	0
Incest	0	0
Statutory Rape	0	0
Kidnapping/Abduction	0	0
<b>Total</b>	<b>69</b>	<b>65</b>

TIBRS Group B Arrests		
Offense	Adult	Juvenile
Bad Checks	36	0
Curfew/Vagrancy	0	0
Disorderly Conduct	15	12
DUI	50	0
Drunkenness	24	0
Family-Non Violent	0	0
Liquor Law Violation	6	8
Peeping Tom	0	0
Runaway	0	1
Trespass	7	0
All Other Offense	31	23
<b>Total Group B</b>	<b>169</b>	<b>44</b>

TIBRS Group A Offenses	Offenses		Arrests	
	Reported	Cleared	Adult	Juvenile
<b>Crimes Against Persons</b>				
Murder	1	1	1	0
Negligent Manslaughter	0	0	0	0
Kidnapping/Abduction	1	1	1	0
Forcible Rape	2	1	1	0
Forcible Sodomy	0	0	0	0
Sexual Assault w/Object	0	0	0	0
Forcible Fondling	0	0	0	0
Incest	0	0	0	0
Statutory Rape	2	2	2	0
Aggravated Assault	23	21	21	0
Simple Assault	118	112	104	1
Intimidation	14	11	10	0
Stalking	3	3	4	0
<b>Crimes Against Property</b>				
Arson	1	0	0	0
Bribery	0	0	0	0
Burglary	138	29	38	0
Counterfeiting/Forgery	14	10	7	0
Destruction/Damage/Vandalism	173	35	22	0
Embezzlement	0	0	0	0
Extortion/Blackmail	0	0	0	0
Fraud - False Pretenses	9	7	9	0
Fraud - Credit Card/ATM	2	0	0	0
Fraud - Impersonation	3	1	1	0
Fraud - Welfare	0	0	0	0
Fraud - Wire	0	0	0	0
Motor Vehicle Theft	31	11	10	1
Robbery	1	0	0	0
Stolen Property Offense	0	0	0	0
Theft - Pocket Picking	0	0	0	0
Theft - Purse Snatching	1	0	0	0
Theft - Shoplifting	3	1	0	0
Theft from Building	1	1	1	0
Theft from Coin Machine	13	0	0	0
Theft from Motor Vehicle	33	4	7	0
Theft of Motor Vehicle Parts	12	1	1	0
Theft - All Other Larceny	104	31	29	0
<b>Crimes Against Society</b>				
Drug/Narcotic Violations	41	41	48	1
Drug/Narcotic Equipment Violations	27	27	22	0
Gambling-Betting/Wagering	0	0	0	0
Gambling-Operating/Promoting	0	0	0	0
Gambling-Equipment Violation	0	0	0	0
Gambling-Sports Tampering	0	0	0	0
Pornography/Obscene Materials	0	0	0	0
Prostitution	0	0	0	0
Prostitution-Assisting/Promoting	0	0	0	0
Weapon Law Violations	10	10	3	0
<b>Total Group A Offenses</b>	<b>781</b>	<b>361</b>	<b>342</b>	<b>3</b>



# Franklin County Sheriff's Department

**2001 Population Estimate**                      **39,270**  
 No. of Municipal Police Depts.                      5

**Offense Overview**  
 Offense Total    732  
 Number Cleared    240  
 Percent Cleared    32.8%

Group A Crimes per 100,000  
 population    1,864.0

**Arrest Overview**  
 Total Arrests    1,219  
 Adult Arrests    1,218  
 Juvenile Arrests    1  
 Unknown Age

Arrests per 100,000 population                      3,104.2

Avg. number offenses/incident                      1.10

Domestic Violence Victims		
Offense	Total	Arrests
Murder	1	0
Aggravated Assault	11	8
Simple Assault	71	40
Intimidation	10	6
Stalking	1	0
Forcible Rape	3	1
Forcible Sodomy	0	0
Sexual Assault w/Object	0	0
Forcible Fondling	2	0
Incest	1	1
Statutory Rape	0	0
Kidnapping/Abduction	2	0
<b>Total</b>	<b>102</b>	<b>56</b>

TIBRS Group B Arrests		
Offense	Adult	Juvenile
Bad Checks	9	0
Curfew/Vagrancy	0	0
Disorderly Conduct	26	0
DUI	104	0
Drunkenness	46	0
Family-Non Violent	0	0
Liquor Law Violation	17	0
Peeping Tom	1	0
Runaway	0	0
Trespass	11	0
All Other Offense	782	0
<b>Total Group B</b>	<b>996</b>	<b>0</b>

TIBRS Group A Offenses	Offenses		Arrests	
	Reported	Cleared	Adult	Juvenile
<b>Crimes Against Persons</b>				
Murder	1	1	0	0
Negligent Manslaughter	1	0	0	0
Kidnapping/Abduction	2	0	0	0
Forcible Rape	5	1	1	0
Forcible Sodomy	0	0	0	0
Sexual Assault w/Object	0	0	0	0
Forcible Fondling	3	0	0	0
Incest	1	1	1	0
Statutory Rape	1	0	0	0
Aggravated Assault	43	29	21	0
Simple Assault	118	74	67	0
Intimidation	41	9	8	1
Stalking	7	1	2	0
<b>Crimes Against Property</b>				
Arson	0	0	0	0
Bribery	0	0	0	0
Burglary	136	5	10	0
Counterfeiting/Forgery	2	1	1	0
Destruction/Damage/Vandalism	97	12	9	0
Embezzlement	0	0	0	0
Extortion/Blackmail	0	0	0	0
Fraud - False Pretenses	9	2	2	0
Fraud - Credit Card/ATM	3	0	0	0
Fraud - Impersonation	1	0	0	0
Fraud - Welfare	0	0	0	0
Fraud - Wire	0	0	0	0
Motor Vehicle Theft	23	1	1	0
Robbery	1	0	0	0
Stolen Property Offense	1	1	1	0
Theft - Pocket Picking	0	0	0	0
Theft - Purse Snatching	0	0	0	0
Theft - Shoplifting	0	0	0	0
Theft from Building	14	1	2	0
Theft from Coin Machine	2	0	0	0
Theft from Motor Vehicle	31	2	2	0
Theft of Motor Vehicle Parts	16	1	1	0
Theft - All Other Larceny	78	5	3	0
<b>Crimes Against Society</b>				
Drug/Narcotic Violations	63	62	72	0
Drug/Narcotic Equipment Violations	30	29	16	0
Gambling-Betting/Wagering	0	0	0	0
Gambling-Operating/Promoting	0	0	0	0
Gambling-Equipment Violation	0	0	0	0
Gambling-Sports Tampering	0	0	0	0
Pornography/Obscene Materials	0	0	0	0
Prostitution	0	0	0	0
Prostitution-Assisting/Promoting	0	0	0	0
Weapon Law Violations	2	2	2	0
<b>Total Group A Offenses</b>	<b>732</b>	<b>240</b>	<b>222</b>	<b>1</b>



# Gibson County Sheriff's Department

<b>2001 Population Estimate</b>	<b>48,152</b>
No. of Municipal Police Depts.	8
<b>Offense Overview</b>	
Offense Total	595
Number Cleared	244
Percent Cleared	41.0%
Group A Crimes per 100,000 population	1,235.7
<b>Arrest Overview</b>	
Total Arrests	189
Adult Arrests	159
Juvenile Arrests	30
Unknown Age	0
Arrests per 100,000 population	392.5
Avg. number offenses/incident	1.12

Domestic Violence Victims		
Offense	Total	Arrests
Murder	0	0
Aggravated Assault	22	4
Simple Assault	82	29
Intimidation	10	0
Stalking	0	0
Forcible Rape	2	1
Forcible Sodomy	0	0
Sexual Assault w/Object	0	0
Forcible Fondling	0	0
Incest	0	0
Statutory Rape	0	0
Kidnapping/Abduction	1	0
<b>Total</b>	<b>117</b>	<b>34</b>

TIBRS Group B Arrests		
Offense	Adult	Juvenile
Bad Checks	15	0
Curfew/Vagrancy	0	0
Disorderly Conduct	7	6
DUI	12	0
Drunkenness	19	0
Family-Non Violent	0	0
Liquor Law Violation	0	0
Peeping Tom	0	0
Runaway	0	7
Trespass	4	0
All Other Offense	18	2
<b>Total Group B</b>	<b>75</b>	<b>15</b>

TIBRS Group A Offenses	Offenses		Arrests	
	Reported	Cleared	Adult	Juvenile
<b>Crimes Against Persons</b>				
Murder	0	0	0	0
Negligent Manslaughter	0	0	0	0
Kidnapping/Abduction	1	1	0	0
Forcible Rape	3	3	1	0
Forcible Sodomy	0	0	0	0
Sexual Assault w/Object	0	0	0	0
Forcible Fondling	2	1	0	0
Incest	0	0	0	0
Statutory Rape	1	1	1	0
Aggravated Assault	36	22	7	0
Simple Assault	129	81	32	5
Intimidation	21	11	1	0
Stalking	0	0	0	0
<b>Crimes Against Property</b>				
Arson	1	0	0	0
Bribery	0	0	0	0
Burglary	112	23	13	1
Counterfeiting/Forgery	11	9	2	0
Destruction/Damage/Vandalism	81	16	2	5
Embezzlement	0	0	0	0
Extortion/Blackmail	1	1	0	0
Fraud - False Pretenses	2	2	1	0
Fraud - Credit Card/ATM	3	1	1	0
Fraud - Impersonation	1	1	1	0
Fraud - Welfare	0	0	0	0
Fraud - Wire	1	0	0	0
Motor Vehicle Theft	29	7	3	1
Robbery	3	2	1	0
Stolen Property Offense	0	0	0	0
Theft - Pocket Picking	0	0	0	0
Theft - Purse Snatching	0	0	0	0
Theft - Shoplifting	0	0	0	0
Theft from Building	12	4	1	1
Theft from Coin Machine	0	0	0	0
Theft from Motor Vehicle	20	4	2	0
Theft of Motor Vehicle Parts	10	2	0	0
Theft - All Other Larceny	71	13	3	2
<b>Crimes Against Society</b>				
Drug/Narcotic Violations	26	23	10	0
Drug/Narcotic Equipment Violations	17	15	2	0
Gambling-Betting/Wagering	0	0	0	0
Gambling-Operating/Promoting	0	0	0	0
Gambling-Equipment Violation	0	0	0	0
Gambling-Sports Tampering	0	0	0	0
Pornography/Obscene Materials	0	0	0	0
Prostitution	0	0	0	0
Prostitution-Assisting/Promoting	0	0	0	0
Weapon Law Violations	1	1	0	0
<b>Total Group A Offenses</b>	<b>595</b>	<b>244</b>	<b>84</b>	<b>15</b>



# Giles County Sheriff's Department

<b>2001 Population Estimate</b>	<b>29,447</b>
No. of Municipal Police Depts.	5
<b>Offense Overview</b>	
Offense Total	632
Number Cleared	272
Percent Cleared	43.0%
Group A Crimes per 100,000 population	2,146.2
<b>Arrest Overview</b>	
Total Arrests	660
Adult Arrests	640
Juvenile Arrests	19
Unknown Age	1
Arrests per 100,000 population	2,241.3
Avg. number offenses/incident	1.10

Domestic Violence Victims		
Offense	Total	Arrests
Murder	0	0
Aggravated Assault	27	20
Simple Assault	67	45
Intimidation	1	0
Stalking	0	0
Forcible Rape	1	0
Forcible Sodomy	0	0
Sexual Assault w/Object	0	0
Forcible Fondling	0	0
Incest	0	0
Statutory Rape	0	0
Kidnapping/Abduction	0	0
<b>Total</b>	<b>96</b>	<b>65</b>

TIBRS Group B Arrests		
Offense	Adult	Juvenile
Bad Checks	50	0
Curfew/Vagrancy	0	0
Disorderly Conduct	4	0
DUI	34	0
Drunkenness	39	1
Family-Non Violent	23	0
Liquor Law Violation	21	5
Peeping Tom	0	0
Runaway	0	1
Trespass	8	0
All Other Offense	280	1
<b>Total Group B</b>	<b>459</b>	<b>8</b>

TIBRS Group A Offenses	Offenses		Arrests	
	Reported	Cleared	Adult	Juvenile
<b>Crimes Against Persons</b>				
Murder	0	0	0	0
Negligent Manslaughter	0	0	0	0
Kidnapping/Abduction	1	0	0	0
Forcible Rape	5	2	1	0
Forcible Sodomy	0	0	0	0
Sexual Assault w/Object	0	0	0	0
Forcible Fondling	3	1	1	0
Incest	0	0	0	0
Statutory Rape	2	2	2	0
Aggravated Assault	47	45	29	2
Simple Assault	121	110	73	1
Intimidation	1	1	1	0
Stalking	1	0	0	0
<b>Crimes Against Property</b>				
Arson	5	1	0	2
Bribery	0	0	0	0
Burglary	87	10	8	2
Counterfeiting/Forgery	5	2	2	0
Destruction/Damage/Vandalism	126	27	11	3
Embezzlement	0	0	0	0
Extortion/Blackmail	0	0	0	0
Fraud - False Pretenses	5	2	2	0
Fraud - Credit Card/ATM	0	0	0	0
Fraud - Impersonation	2	2	1	0
Fraud - Welfare	0	0	0	0
Fraud - Wire	1	0	0	0
Motor Vehicle Theft	18	4	4	0
Robbery	2	1	1	0
Stolen Property Offense	0	0	0	0
Theft - Pocket Picking	1	0	0	0
Theft - Purse Snatching	0	0	0	0
Theft - Shoplifting	2	2	1	0
Theft from Building	44	9	0	0
Theft from Coin Machine	2	1	0	0
Theft from Motor Vehicle	24	2	0	0
Theft of Motor Vehicle Parts	8	0	0	0
Theft - All Other Larceny	75	5	7	0
<b>Crimes Against Society</b>				
Drug/Narcotic Violations	31	30	26	1
Drug/Narcotic Equipment Violations	10	10	3	0
Gambling-Betting/Wagering	0	0	0	0
Gambling-Operating/Promoting	1	1	1	0
Gambling-Equipment Violation	1	1	1	0
Gambling-Sports Tampering	0	0	0	0
Pornography/Obscene Materials	0	0	0	0
Prostitution	0	0	0	0
Prostitution-Assisting/Promoting	1	1	6	0
Weapon Law Violations	0	0	0	0
<b>Total Group A Offenses</b>	<b>632</b>	<b>272</b>	<b>181</b>	<b>11</b>



# Grainger County Sheriff's Department

<b>2001 Population Estimate</b>	<b>20,659</b>
No. of Municipal Police Depts.	3
<b>Offense Overview</b>	
Offense Total	644
Number Cleared	214
Percent Cleared	33.2%
Group A Crimes per 100,000 population	
	3,117.3
<b>Arrest Overview</b>	
Total Arrests	539
Adult Arrests	478
Juvenile Arrests	53
Unknown Age	8
Arrests per 100,000 population	
	2,609.0
Avg. number offenses/incident	
	1.10

Domestic Violence Victims		
Offense	Total	Arrests
Murder	0	0
Aggravated Assault	9	7
Simple Assault	48	23
Intimidation	3	3
Stalking	0	0
Forcible Rape	0	0
Forcible Sodomy	0	0
Sexual Assault w/Object	0	0
Forcible Fondling	0	0
Incest	0	0
Statutory Rape	0	0
Kidnapping/Abduction	0	0
<b>Total</b>	<b>60</b>	<b>33</b>

TIBRS Group B Arrests		
Offense	Adult	Juvenile
Bad Checks	60	0
Curfew/Vagrancy	0	0
Disorderly Conduct	6	1
DUI	33	0
Drunkenness	57	0
Family-Non Violent	2	8
Liquor Law Violation	4	6
Peeping Tom	0	0
Runaway	0	2
Trespass	22	0
All Other Offense	148	12
<b>Total Group B</b>	<b>332</b>	<b>29</b>

TIBRS Group A Offenses	Offenses		Arrests	
	Reported	Cleared	Adult	Juvenile
<b>Crimes Against Persons</b>				
Murder	1	1	1	0
Negligent Manslaughter	0	0	0	0
Kidnapping/Abduction	0	0	0	0
Forcible Rape	2	0	0	0
Forcible Sodomy	1	1	1	0
Sexual Assault w/Object	0	0	0	0
Forcible Fondling	2	0	0	0
Incest	0	0	0	0
Statutory Rape	2	2	1	0
Aggravated Assault	34	19	18	1
Simple Assault	118	66	48	7
Intimidation	13	5	4	1
Stalking	2	1	2	0
<b>Crimes Against Property</b>				
Arson	0	0	0	0
Bribery	0	0	0	0
Burglary	78	7	3	5
Counterfeiting/Forgery	10	3	3	0
Destruction/Damage/Vandalism	110	14	10	2
Embezzlement	1	1	2	0
Extortion/Blackmail	0	0	0	0
Fraud - False Pretenses	0	0	0	0
Fraud - Credit Card/ATM	0	0	0	0
Fraud - Impersonation	2	1	1	0
Fraud - Welfare	0	0	0	0
Fraud - Wire	0	0	0	0
Motor Vehicle Theft	29	8	5	2
Robbery	1	0	0	0
Stolen Property Offense	0	0	0	0
Theft - Pocket Picking	0	0	0	0
Theft - Purse Snatching	1	0	0	0
Theft - Shoplifting	0	0	0	0
Theft from Building	72	12	7	1
Theft from Coin Machine	1	0	0	0
Theft from Motor Vehicle	30	1	0	0
Theft of Motor Vehicle Parts	5	0	0	0
Theft - All Other Larceny	64	7	6	1
<b>Crimes Against Society</b>				
Drug/Narcotic Violations	36	36	30	3
Drug/Narcotic Equipment Violations	23	23	3	0
Gambling-Betting/Wagering	0	0	0	0
Gambling-Operating/Promoting	0	0	0	0
Gambling-Equipment Violation	0	0	0	0
Gambling-Sports Tampering	0	0	0	0
Pornography/Obscene Materials	0	0	0	0
Prostitution	0	0	0	0
Prostitution-Assisting/Promoting	0	0	0	0
Weapon Law Violations	6	6	1	1
<b>Total Group A Offenses</b>	<b>644</b>	<b>214</b>	<b>146</b>	<b>24</b>



# Greene County Sheriff's Department

<b>2001 Population Estimate</b>	<b>62,909</b>
No. of Municipal Police Depts.	3
<b>Offense Overview</b>	
Offense Total	2,329
Number Cleared	273
Percent Cleared	11.7%
Group A Crimes per 100,000 population	3,702.2
<b>Arrest Overview</b>	
Total Arrests	414
Adult Arrests	365
Juvenile Arrests	48
Unknown Age	1
Arrests per 100,000 population	658.1
Avg. number offenses/incident	1.13

Domestic Violence Victims		
Offense	Total	Arrests
Murder	0	0
Aggravated Assault	67	22
Simple Assault	135	36
Intimidation	1	0
Stalking	1	1
Forcible Rape	2	0
Forcible Sodomy	0	0
Sexual Assault w/Object	1	0
Forcible Fondling	4	0
Incest	0	0
Statutory Rape	0	0
Kidnapping/Abduction	2	1
<b>Total</b>	<b>213</b>	<b>60</b>

TIBRS Group B Arrests		
Offense	Adult	Juvenile
Bad Checks	28	0
Curfew/Vagrancy	0	0
Disorderly Conduct	3	0
DUI	47	0
Drunkenness	30	0
Family-Non Violent	4	0
Liquor Law Violation	4	0
Peeping Tom	0	0
Runaway	0	31
Trespass	3	1
All Other Offense	60	0
<b>Total Group B</b>	<b>179</b>	<b>32</b>

TIBRS Group A Offenses	Offenses		Arrests	
	Reported	Cleared	Adult	Juvenile
<b>Crimes Against Persons</b>				
Murder	1	1	1	0
Negligent Manslaughter	0	0	0	0
Kidnapping/Abduction	4	1	1	0
Forcible Rape	12	2	0	0
Forcible Sodomy	0	0	0	0
Sexual Assault w/Object	1	0	0	0
Forcible Fondling	15	4	0	0
Incest	0	0	0	0
Statutory Rape	3	0	0	0
Aggravated Assault	205	50	39	1
Simple Assault	339	84	68	5
Intimidation	34	3	1	0
Stalking	2	1	1	0
<b>Crimes Against Property</b>				
Arson	17	2	2	2
Bribery	0	0	0	0
Burglary	424	27	21	2
Counterfeiting/Forgery	27	3	2	0
Destruction/Damage/Vandalism	480	32	11	5
Embezzlement	1	0	0	0
Extortion/Blackmail	0	0	0	0
Fraud - False Pretenses	25	2	0	0
Fraud - Credit Card/ATM	3	1	0	0
Fraud - Impersonation	8	3	3	0
Fraud - Welfare	0	0	0	0
Fraud - Wire	0	0	0	0
Motor Vehicle Theft	136	9	9	0
Robbery	13	2	2	0
Stolen Property Offense	0	0	0	0
Theft - Pocket Picking	1	0	0	0
Theft - Purse Snatching	1	0	0	0
Theft - Shoplifting	13	3	3	0
Theft from Building	143	8	2	0
Theft from Coin Machine	9	0	0	0
Theft from Motor Vehicle	98	5	2	0
Theft of Motor Vehicle Parts	67	2	0	0
Theft - All Other Larceny	225	9	6	0
<b>Crimes Against Society</b>				
Drug/Narcotic Violations	17	15	12	1
Drug/Narcotic Equipment Violations	4	3	0	0
Gambling-Betting/Wagering	0	0	0	0
Gambling-Operating/Promoting	0	0	0	0
Gambling-Equipment Violation	0	0	0	0
Gambling-Sports Tampering	0	0	0	0
Pornography/Obscene Materials	0	0	0	0
Prostitution	0	0	0	0
Prostitution-Assisting/Promoting	0	0	0	0
Weapon Law Violations	1	1	0	0
<b>Total Group A Offenses</b>	<b>2,329</b>	<b>273</b>	<b>186</b>	<b>16</b>



# Grundy County Sheriff's Department

<b>2001 Population Estimate</b>	<b>14,332</b>
No. of Municipal Police Depts.	3
<b>Offense Overview</b>	
Offense Total	152
Number Cleared	79
Percent Cleared	52.0%
Group A Crimes per 100,000 population	1,060.6
<b>Arrest Overview</b>	
Total Arrests	198
Adult Arrests	198
Juvenile Arrests	0
Unknown Age	
Arrests per 100,000 population	1,381.5
Avg. number offenses/incident	1.14

Domestic Violence Victims		
Offense	Total	Arrests
Murder	0	0
Aggravated Assault	4	4
Simple Assault	2	2
Intimidation	4	3
Stalking	1	0
Forcible Rape	0	0
Forcible Sodomy	0	0
Sexual Assault w/Object	0	0
Forcible Fondling	0	0
Incest	0	0
Statutory Rape	0	0
Kidnapping/Abduction	1	0
<b>Total</b>	<b>12</b>	<b>9</b>

TIBRS Group B Arrests		
Offense	Adult	Juvenile
Bad Checks	3	0
Curfew/Vagrancy	0	0
Disorderly Conduct	2	0
DUI	0	0
Drunkenness	1	0
Family-Non Violent	0	0
Liquor Law Violation	0	0
Peeping Tom	0	0
Runaway	0	0
Trespass	0	0
All Other Offense	122	0
<b>Total Group B</b>	<b>128</b>	<b>0</b>

TIBRS Group A Offenses	Offenses		Arrests	
	Reported	Cleared	Adult	Juvenile
<b>Crimes Against Persons</b>				
Murder	0	0	0	0
Negligent Manslaughter	0	0	0	0
Kidnapping/Abduction	3	3	5	0
Forcible Rape	0	0	0	0
Forcible Sodomy	0	0	0	0
Sexual Assault w/Object	0	0	0	0
Forcible Fondling	0	0	0	0
Incest	0	0	0	0
Statutory Rape	0	0	0	0
Aggravated Assault	22	21	20	0
Simple Assault	19	18	16	0
Intimidation	7	7	6	0
Stalking	6	6	5	0
<b>Crimes Against Property</b>				
Arson	2	1	1	0
Bribery	0	0	0	0
Burglary	29	1	1	0
Counterfeiting/Forgery	0	0	0	0
Destruction/Damage/Vandalism	22	11	8	0
Embezzlement	0	0	0	0
Extortion/Blackmail	0	0	0	0
Fraud - False Pretenses	0	0	0	0
Fraud - Credit Card/ATM	0	0	0	0
Fraud - Impersonation	1	1	0	0
Fraud - Welfare	0	0	0	0
Fraud - Wire	0	0	0	0
Motor Vehicle Theft	16	5	4	0
Robbery	0	0	0	0
Stolen Property Offense	0	0	0	0
Theft - Pocket Picking	0	0	0	0
Theft - Purse Snatching	0	0	0	0
Theft - Shoplifting	0	0	0	0
Theft from Building	2	0	0	0
Theft from Coin Machine	2	0	0	0
Theft from Motor Vehicle	9	1	1	0
Theft of Motor Vehicle Parts	4	0	0	0
Theft - All Other Larceny	6	2	1	0
<b>Crimes Against Society</b>				
Drug/Narcotic Violations	1	1	1	0
Drug/Narcotic Equipment Violations	0	0	0	0
Gambling-Betting/Wagering	0	0	0	0
Gambling-Operating/Promoting	0	0	0	0
Gambling-Equipment Violation	0	0	0	0
Gambling-Sports Tampering	0	0	0	0
Pornography/Obscene Materials	0	0	0	0
Prostitution	0	0	0	0
Prostitution-Assisting/Promoting	0	0	0	0
Weapon Law Violations	1	1	1	0
<b>Total Group A Offenses</b>	<b>152</b>	<b>79</b>	<b>70</b>	<b>0</b>





# Hamblen County Sheriff's Department

**2001 Population Estimate**                      **58,128**  
 No. of Municipal Police Depts.                      1

**Offense Overview**  
 Offense Total    1,331  
 Number Cleared    456  
 Percent Cleared    34.3%

Group A Crimes per 100,000  
 population    2,289.8

**Arrest Overview**  
 Total Arrests    1,127  
 Adult Arrests    1,052  
 Juvenile Arrests    75  
 Unknown Age

Arrests per 100,000 population                      1,938.8

Avg. number offenses/incident                      1.09

<b>Domestic Violence Victims</b>		
Offense	Total	Arrests
Murder	1	0
Aggravated Assault	18	12
Simple Assault	138	75
Intimidation	23	3
Stalking	0	0
Forcible Rape	2	1
Forcible Sodomy	1	1
Sexual Assault w/Object	2	0
Forcible Fondling	3	1
Incest	0	0
Statutory Rape	0	0
Kidnapping/Abduction	2	1
<b>Total</b>	<b>190</b>	<b>94</b>

<b>TIBRS Group B Arrests</b>		
Offense	Adult	Juvenile
Bad Checks	126	1
Curfew/Vagrancy	0	0
Disorderly Conduct	3	0
DUI	41	0
Drunkenness	91	3
Family-Non Violent	35	0
Liquor Law Violation	2	0
Peeping Tom	0	0
Runaway	0	36
Trespass	3	0
All Other Offense	440	0
<b>Total Group B</b>	<b>741</b>	<b>40</b>

<b>TIBRS Group A Offenses</b>	<b>Offenses</b>		<b>Arrests</b>	
	<b>Reported</b>	<b>Cleared</b>	<b>Adult</b>	<b>Juvenile</b>
<b>Crimes Against Persons</b>				
Murder	1	1	0	0
Negligent Manslaughter	0	0	0	0
Kidnapping/Abduction	2	1	1	0
Forcible Rape	6	2	1	1
Forcible Sodomy	3	2	2	0
Sexual Assault w/Object	2	0	0	0
Forcible Fondling	4	1	1	0
Incest	0	0	0	0
Statutory Rape	0	0	0	0
Aggravated Assault	78	47	46	0
Simple Assault	244	139	117	4
Intimidation	80	22	12	0
Stalking	3	0	0	0
<b>Crimes Against Property</b>				
Arson	8	3	2	0
Bribery	0	0	0	0
Burglary	186	39	16	8
Counterfeiting/Forgery	10	6	3	0
Destruction/Damage/Vandalism	212	43	13	5
Embezzlement	0	0	0	0
Extortion/Blackmail	1	0	0	0
Fraud - False Pretenses	27	10	9	0
Fraud - Credit Card/ATM	6	2	2	0
Fraud - Impersonation	3	2	3	0
Fraud - Welfare	0	0	0	0
Fraud - Wire	0	0	0	0
Motor Vehicle Theft	50	17	8	7
Robbery	7	3	3	0
Stolen Property Offense	2	2	3	0
Theft - Pocket Picking	0	0	0	0
Theft - Purse Snatching	0	0	0	0
Theft - Shoplifting	2	0	0	0
Theft from Building	84	32	15	4
Theft from Coin Machine	4	0	0	0
Theft from Motor Vehicle	69	20	7	4
Theft of Motor Vehicle Parts	81	7	1	1
Theft - All Other Larceny	114	16	9	0
<b>Crimes Against Society</b>				
Drug/Narcotic Violations	35	32	35	1
Drug/Narcotic Equipment Violations	3	3	0	0
Gambling-Betting/Wagering	0	0	0	0
Gambling-Operating/Promoting	0	0	0	0
Gambling-Equipment Violation	0	0	0	0
Gambling-Sports Tampering	0	0	0	0
Pornography/Obscene Materials	0	0	0	0
Prostitution	0	0	0	0
Prostitution-Assisting/Promoting	0	0	0	0
Weapon Law Violations	4	4	2	0
<b>Total Group A Offenses</b>	<b>1,331</b>	<b>456</b>	<b>311</b>	<b>35</b>



# Hamilton County Sheriff's Department

**2001 Population Estimate**                      **307,896**

No. of Municipal Police Depts.                      7

**Offense Overview**

Offense Total    5,833  
 Number Cleared                                        2,285  
 Percent Cleared                                        39.2%

Group A Crimes per 100,000  
 population    1,894.5

**Arrest Overview**

Total Arrests    7,705  
 Adult Arrests    6,753  
 Juvenile Arrests                                        947  
 Unknown Age    5

Arrests per 100,000 population                      2,502.5

Avg. number offenses/incident                      1.19

<b>Domestic Violence Victims</b>		
Offense	Total	Arrests
Murder	4	2
Aggravated Assault	109	61
Simple Assault	367	162
Intimidation	89	11
Stalking	4	0
Forcible Rape	7	4
Forcible Sodomy	5	0
Sexual Assault w/Object	4	0
Forcible Fondling	11	1
Incest	1	0
Statutory Rape	1	0
Kidnapping/Abduction	9	1
<b>Total</b>	<b>611</b>	<b>242</b>

<b>TIBRS Group B Arrests</b>		
Offense	Adult	Juvenile
Bad Checks	715	0
Curfew/Vagrancy	2	268
Disorderly Conduct	31	113
DUI	526	6
Drunkenness	129	6
Family-Non Violent	7	0
Liquor Law Violation	156	86
Peeping Tom	0	0
Runaway	0	21
Trespass	17	7
All Other Offense	4,047	110
<b>Total Group B</b>	<b>5,630</b>	<b>617</b>

<b>TIBRS Group A Offenses</b>	<b>Offenses</b>		<b>Arrests</b>	
	Reported	Cleared	Adult	Juvenile
<b>Crimes Against Persons</b>				
Murder	5	5	3	0
Negligent Manslaughter	0	0	0	0
Kidnapping/Abduction	14	8	1	0
Forcible Rape	23	13	8	5
Forcible Sodomy	15	2	0	0
Sexual Assault w/Object	10	4	0	0
Forcible Fondling	55	22	5	5
Incest	2	1	0	0
Statutory Rape	8	3	3	0
Aggravated Assault	314	209	145	10
Simple Assault	1,055	652	279	154
Intimidation	392	131	28	10
Stalking	15	6	1	1
<b>Crimes Against Property</b>				
Arson	11	4	3	0
Bribery	0	0	0	0
Burglary	568	84	71	16
Counterfeiting/Forgery	138	107	12	1
Destruction/Damage/Vandalism	829	92	22	12
Embezzlement	9	6	3	0
Extortion/Blackmail	2	1	0	0
Fraud - False Pretenses	280	228	101	0
Fraud - Credit Card/ATM	44	8	3	0
Fraud - Impersonation	47	25	17	1
Fraud - Welfare	0	0	0	0
Fraud - Wire	1	0	0	0
Motor Vehicle Theft	99	21	11	4
Robbery	25	14	11	2
Stolen Property Offense	22	14	10	3
Theft - Pocket Picking	3	1	0	0
Theft - Purse Snatching	0	0	0	0
Theft - Shoplifting	49	13	10	3
Theft from Building	284	65	25	20
Theft from Coin Machine	11	1	0	1
Theft from Motor Vehicle	258	25	17	3
Theft of Motor Vehicle Parts	101	8	7	1
Theft - All Other Larceny	504	45	22	7
<b>Crimes Against Society</b>				
Drug/Narcotic Violations	381	269	240	52
Drug/Narcotic Equipment Violations	188	137	31	10
Gambling-Betting/Wagering	0	0	0	0
Gambling-Operating/Promoting	1	1	1	0
Gambling-Equipment Violation	1	0	0	0
Gambling-Sports Tampering	0	0	0	0
Pornography/Obscene Materials	1	1	0	0
Prostitution	0	0	0	0
Prostitution-Assisting/Promoting	0	0	0	0
Weapon Law Violations	68	59	33	9
<b>Total Group A Offenses</b>	<b>5,833</b>	<b>2,285</b>	<b>1,123</b>	<b>330</b>



# Hancock County Sheriff's Department

<b>2001 Population Estimate</b>	<b>6,786</b>
No. of Municipal Police Depts.	1
<b>Offense Overview</b>	
Offense Total	132
Number Cleared	8
Percent Cleared	6.1%
Group A Crimes per 100,000 population	1,945.2
<b>Arrest Overview</b>	
Total Arrests	14
Adult Arrests	12
Juvenile Arrests	1
Unknown Age	1
Arrests per 100,000 population	206.3
Avg. number offenses/incident	1.00

Domestic Violence Victims		
Offense	Total	Arrests
Murder	0	0
Aggravated Assault	3	3
Simple Assault	0	0
Intimidation	1	0
Stalking	0	0
Forcible Rape	0	0
Forcible Sodomy	0	0
Sexual Assault w/Object	0	0
Forcible Fondling	0	0
Incest	0	0
Statutory Rape	0	0
Kidnapping/Abduction	0	0
<b>Total</b>	<b>4</b>	<b>3</b>

TIBRS Group B Arrests		
Offense	Adult	Juvenile
Bad Checks	0	0
Curfew/Vagrancy	0	0
Disorderly Conduct	0	0
DUI	5	0
Drunkenness	2	0
Family-Non Violent	0	0
Liquor Law Violation	0	0
Peeping Tom	0	0
Runaway	0	0
Trespass	0	0
All Other Offense	0	0
<b>Total Group B</b>	<b>7</b>	<b>0</b>

TIBRS Group A Offenses	Offenses		Arrests	
	Reported	Cleared	Adult	Juvenile
<b>Crimes Against Persons</b>				
Murder	0	0	0	0
Negligent Manslaughter	0	0	0	0
Kidnapping/Abduction	0	0	0	0
Forcible Rape	0	0	0	0
Forcible Sodomy	0	0	0	0
Sexual Assault w/Object	0	0	0	0
Forcible Fondling	0	0	0	0
Incest	0	0	0	0
Statutory Rape	0	0	0	0
Aggravated Assault	7	3	2	1
Simple Assault	6	1	0	0
Intimidation	4	0	0	0
Stalking	0	0	0	0
<b>Crimes Against Property</b>				
Arson	0	0	0	0
Bribery	0	0	0	0
Burglary	29	0	0	0
Counterfeiting/Forgery	0	0	0	0
Destruction/Damage/Vandalism	33	0	0	0
Embezzlement	0	0	0	0
Extortion/Blackmail	0	0	0	0
Fraud - False Pretenses	0	0	0	0
Fraud - Credit Card/ATM	0	0	0	0
Fraud - Impersonation	0	0	0	0
Fraud - Welfare	0	0	0	0
Fraud - Wire	0	0	0	0
Motor Vehicle Theft	7	0	0	0
Robbery	0	0	0	0
Stolen Property Offense	0	0	0	0
Theft - Pocket Picking	0	0	0	0
Theft - Purse Snatching	0	0	0	0
Theft - Shoplifting	0	0	0	0
Theft from Building	20	0	0	0
Theft from Coin Machine	3	0	0	0
Theft from Motor Vehicle	5	0	0	0
Theft of Motor Vehicle Parts	3	0	0	0
Theft - All Other Larceny	13	2	2	0
<b>Crimes Against Society</b>				
Drug/Narcotic Violations	0	0	0	0
Drug/Narcotic Equipment Violations	1	1	1	0
Gambling-Betting/Wagering	0	0	0	0
Gambling-Operating/Promoting	0	0	0	0
Gambling-Equipment Violation	0	0	0	0
Gambling-Sports Tampering	0	0	0	0
Pornography/Obscene Materials	0	0	0	0
Prostitution	0	0	0	0
Prostitution-Assisting/Promoting	0	0	0	0
Weapon Law Violations	1	1	0	0
<b>Total Group A Offenses</b>	<b>132</b>	<b>8</b>	<b>5</b>	<b>1</b>



# Hardeman County Sheriff's Department

<b>2001 Population Estimate</b>	<b>28,105</b>
No. of Municipal Police Depts.	5
<b>Offense Overview</b>	
Offense Total	1,058
Number Cleared	414
Percent Cleared	39.1%
Group A Crimes per 100,000 population	
	3,764.5
<b>Arrest Overview</b>	
Total Arrests	973
Adult Arrests	940
Juvenile Arrests	33
Unknown Age	
Arrests per 100,000 population	
	3,462.0
Avg. number offenses/incident	1.12

Domestic Violence Victims		
Offense	Total	Arrests
Murder	0	0
Aggravated Assault	39	27
Simple Assault	95	61
Intimidation	23	6
Stalking	0	0
Forcible Rape	0	0
Forcible Sodomy	0	0
Sexual Assault w/Object	0	0
Forcible Fondling	0	0
Incest	0	0
Statutory Rape	0	0
Kidnapping/Abduction	0	0
<b>Total</b>	<b>157</b>	<b>94</b>

TIBRS Group B Arrests		
Offense	Adult	Juvenile
Bad Checks	165	0
Curfew/Vagrancy	1	3
Disorderly Conduct	7	7
DUI	69	0
Drunkenness	16	1
Family-Non Violent	2	0
Liquor Law Violation	1	0
Peeping Tom	0	0
Runaway	1	1
Trespass	9	2
All Other Offense	314	0
<b>Total Group B</b>	<b>585</b>	<b>14</b>

TIBRS Group A Offenses	Offenses		Arrests	
	Reported	Cleared	Adult	Juvenile
<b>Crimes Against Persons</b>				
Murder	0	0	0	0
Negligent Manslaughter	1	1	1	0
Kidnapping/Abduction	3	3	2	0
Forcible Rape	7	4	3	0
Forcible Sodomy	1	1	1	0
Sexual Assault w/Object	0	0	0	0
Forcible Fondling	4	1	0	1
Incest	0	0	0	0
Statutory Rape	3	2	2	0
Aggravated Assault	93	73	57	2
Simple Assault	186	135	124	4
Intimidation	67	22	23	0
Stalking	4	1	1	0
<b>Crimes Against Property</b>				
Arson	6	1	1	0
Bribery	0	0	0	0
Burglary	201	35	28	3
Counterfeiting/Forgery	3	1	1	0
Destruction/Damage/Vandalism	104	28	18	0
Embezzlement	3	1	1	0
Extortion/Blackmail	0	0	0	0
Fraud - False Pretenses	2	0	0	0
Fraud - Credit Card/ATM	2	0	0	0
Fraud - Impersonation	2	1	1	0
Fraud - Welfare	0	0	0	0
Fraud - Wire	0	0	0	0
Motor Vehicle Theft	60	7	3	1
Robbery	5	2	1	0
Stolen Property Offense	0	0	0	0
Theft - Pocket Picking	0	0	0	0
Theft - Purse Snatching	0	0	0	0
Theft - Shoplifting	1	1	1	0
Theft from Building	34	8	8	0
Theft from Coin Machine	0	0	0	0
Theft from Motor Vehicle	30	2	2	0
Theft of Motor Vehicle Parts	53	3	1	2
Theft - All Other Larceny	103	7	10	0
<b>Crimes Against Society</b>				
Drug/Narcotic Violations	44	43	55	5
Drug/Narcotic Equipment Violations	12	11	4	1
Gambling-Betting/Wagering	0	0	0	0
Gambling-Operating/Promoting	0	0	0	0
Gambling-Equipment Violation	0	0	0	0
Gambling-Sports Tampering	0	0	0	0
Pornography/Obscene Materials	0	0	0	0
Prostitution	0	0	0	0
Prostitution-Assisting/Promoting	0	0	0	0
Weapon Law Violations	24	20	6	0
<b>Total Group A Offenses</b>	<b>1,058</b>	<b>414</b>	<b>355</b>	<b>19</b>



# Hardin County Sheriff's Department

<b>2001 Population Estimate</b>	<b>25,578</b>
No. of Municipal Police Depts.	2
<b>Offense Overview</b>	
Offense Total	943
Number Cleared	327
Percent Cleared	34.7%
Group A Crimes per 100,000 population	3,686.8
<b>Arrest Overview</b>	
Total Arrests	972
Adult Arrests	962
Juvenile Arrests	10
Unknown Age	
Arrests per 100,000 population	3,800.1
Avg. number offenses/incident	1.18

Domestic Violence Victims		
Offense	Total	Arrests
Murder	0	0
Aggravated Assault	29	19
Simple Assault	75	45
Intimidation	9	3
Stalking	0	0
Forcible Rape	2	1
Forcible Sodomy	1	1
Sexual Assault w/Object	0	0
Forcible Fondling	2	0
Incest	0	0
Statutory Rape	0	0
Kidnapping/Abduction	0	0
<b>Total</b>	<b>118</b>	<b>69</b>

TIBRS Group B Arrests		
Offense	Adult	Juvenile
Bad Checks	307	0
Curfew/Vagrancy	0	0
Disorderly Conduct	5	0
DUI	44	0
Drunkenness	109	0
Family-Non Violent	0	0
Liquor Law Violation	1	0
Peeping Tom	1	0
Runaway	0	0
Trespass	2	1
All Other Offense	250	0
<b>Total Group B</b>	<b>719</b>	<b>1</b>

TIBRS Group A Offenses	Offenses		Arrests	
	Reported	Cleared	Adult	Juvenile
<b>Crimes Against Persons</b>				
Murder	0	0	0	0
Negligent Manslaughter	0	0	0	0
Kidnapping/Abduction	3	1	1	0
Forcible Rape	6	1	1	0
Forcible Sodomy	3	1	1	0
Sexual Assault w/Object	0	0	0	0
Forcible Fondling	3	0	0	0
Incest	0	0	0	0
Statutory Rape	2	1	1	0
Aggravated Assault	77	50	40	0
Simple Assault	149	87	72	3
Intimidation	38	3	3	0
Stalking	2	1	1	0
<b>Crimes Against Property</b>				
Arson	9	1	1	0
Bribery	0	0	0	0
Burglary	179	27	27	2
Counterfeiting/Forgery	18	13	12	0
Destruction/Damage/Vandalism	83	14	7	0
Embezzlement	0	0	0	0
Extortion/Blackmail	1	0	0	0
Fraud - False Pretenses	30	23	1	0
Fraud - Credit Card/ATM	2	0	0	0
Fraud - Impersonation	3	1	1	0
Fraud - Welfare	0	0	0	0
Fraud - Wire	0	0	0	0
Motor Vehicle Theft	41	3	2	0
Robbery	1	0	0	0
Stolen Property Offense	0	0	0	0
Theft - Pocket Picking	2	2	1	0
Theft - Purse Snatching	0	0	0	0
Theft - Shoplifting	5	5	3	2
Theft from Building	47	3	3	0
Theft from Coin Machine	0	0	0	0
Theft from Motor Vehicle	47	1	2	0
Theft of Motor Vehicle Parts	20	2	2	0
Theft - All Other Larceny	90	5	4	1
<b>Crimes Against Society</b>				
Drug/Narcotic Violations	38	38	31	1
Drug/Narcotic Equipment Violations	27	27	13	0
Gambling-Betting/Wagering	0	0	0	0
Gambling-Operating/Promoting	0	0	0	0
Gambling-Equipment Violation	0	0	0	0
Gambling-Sports Tampering	0	0	0	0
Pornography/Obscene Materials	0	0	0	0
Prostitution	0	0	0	0
Prostitution-Assisting/Promoting	0	0	0	0
Weapon Law Violations	17	17	13	0
<b>Total Group A Offenses</b>	<b>943</b>	<b>327</b>	<b>243</b>	<b>9</b>



# Hawkins County Sheriff's Department

**2001 Population Estimate** 53,563  
 No. of Municipal Police Depts. 4

**Offense Overview**  
 Offense Total 1,685  
 Number Cleared 216  
 Percent Cleared 12.8%

Group A Crimes per 100,000 population 3,145.8

**Arrest Overview**  
 Total Arrests 624  
 Adult Arrests 604  
 Juvenile Arrests 20  
 Unknown Age

Arrests per 100,000 population 1,165.0

Avg. number offenses/incident 1.05

Domestic Violence Victims		
Offense	Total	Arrests
Murder	0	0
Aggravated Assault	6	0
Simple Assault	137	82
Intimidation	1	1
Stalking	0	0
Forcible Rape	0	0
Forcible Sodomy	0	0
Sexual Assault w/Object	0	0
Forcible Fondling	0	0
Incest	0	0
Statutory Rape	0	0
Kidnapping/Abduction	0	0
<b>Total</b>	<b>144</b>	<b>83</b>

TIBRS Group B Arrests		
Offense	Adult	Juvenile
Bad Checks	3	0
Curfew/Vagrancy	0	0
Disorderly Conduct	3	1
DUI	97	0
Drunkenness	113	3
Family-Non Violent	0	0
Liquor Law Violation	0	0
Peeping Tom	0	0
Runaway	0	0
Trespass	4	0
All Other Offense	196	1
<b>Total Group B</b>	<b>416</b>	<b>5</b>

TIBRS Group A Offenses	Offenses		Arrests	
	Reported	Cleared	Adult	Juvenile
<b>Crimes Against Persons</b>				
Murder	0	0	0	0
Negligent Manslaughter	0	0	0	0
Kidnapping/Abduction	5	0	0	0
Forcible Rape	10	1	1	0
Forcible Sodomy	1	0	0	0
Sexual Assault w/Object	0	0	0	0
Forcible Fondling	11	0	0	0
Incest	0	0	0	0
Statutory Rape	4	1	1	0
Aggravated Assault	49	10	8	1
Simple Assault	419	148	138	4
Intimidation	123	8	3	0
Stalking	3	0	0	0
<b>Crimes Against Property</b>				
Arson	6	0	0	0
Bribery	0	0	0	0
Burglary	287	4	5	0
Counterfeiting/Forgery	1	0	0	0
Destruction/Damage/Vandalism	300	18	14	1
Embezzlement	0	0	0	0
Extortion/Blackmail	0	0	0	0
Fraud - False Pretenses	3	0	0	0
Fraud - Credit Card/ATM	4	0	0	0
Fraud - Impersonation	1	1	1	0
Fraud - Welfare	0	0	0	0
Fraud - Wire	0	0	0	0
Motor Vehicle Theft	73	8	3	5
Robbery	3	1	1	0
Stolen Property Offense	0	0	0	0
Theft - Pocket Picking	2	0	0	0
Theft - Purse Snatching	0	0	0	0
Theft - Shoplifting	0	0	0	0
Theft from Building	6	0	0	0
Theft from Coin Machine	0	0	0	0
Theft from Motor Vehicle	48	1	1	0
Theft of Motor Vehicle Parts	35	0	0	0
Theft - All Other Larceny	278	2	3	0
<b>Crimes Against Society</b>				
Drug/Narcotic Violations	10	10	7	4
Drug/Narcotic Equipment Violations	1	1	0	0
Gambling-Betting/Wagering	0	0	0	0
Gambling-Operating/Promoting	0	0	0	0
Gambling-Equipment Violation	0	0	0	0
Gambling-Sports Tampering	0	0	0	0
Pornography/Obscene Materials	0	0	0	0
Prostitution	0	0	0	0
Prostitution-Assisting/Promoting	0	0	0	0
Weapon Law Violations	2	2	2	0
<b>Total Group A Offenses</b>	<b>1,685</b>	<b>216</b>	<b>188</b>	<b>15</b>



# Haywood County Sheriff's Department

**2001 Population Estimate** **19,797**

No. of Municipal Police Depts. 1

**Offense Overview**

Offense Total 521

Number Cleared 187

Percent Cleared 35.9%

Group A Crimes per 100,000 population 2,631.7

**Arrest Overview**

Total Arrests 776

Adult Arrests 626

Juvenile Arrests 5

Unknown Age 145

Arrests per 100,000 population 3,919.8

Avg. number offenses/incident 1.11

**Domestic Violence Victims**

Offense	Total	Arrests
Murder	0	0
Aggravated Assault	13	11
Simple Assault	41	22
Intimidation	9	4
Stalking	0	0
Forcible Rape	0	0
Forcible Sodomy	0	0
Sexual Assault w/Object	0	0
Forcible Fondling	2	2
Incest	1	1
Statutory Rape	0	0
Kidnapping/Abduction	0	0
<b>Total</b>	<b>66</b>	<b>40</b>

**TIBRS Group B Arrests**

Offense	Adult	Juvenile
Bad Checks	133	0
Curfew/Vagrancy	0	0
Disorderly Conduct	5	0
DUI	12	0
Drunkenness	3	0
Family-Non Violent	2	0
Liquor Law Violation	0	0
Peeping Tom	0	0
Runaway	0	1
Trespass	5	0
All Other Offense	337	1
<b>Total Group B</b>	<b>497</b>	<b>2</b>

TIBRS Group A Offenses	Offenses		Arrests	
	Reported	Cleared	Adult	Juvenile
<b>Crimes Against Persons</b>				
Murder	1	1	1	0
Negligent Manslaughter	0	0	0	0
Kidnapping/Abduction	0	0	0	0
Forcible Rape	1	0	0	0
Forcible Sodomy	0	0	0	0
Sexual Assault w/Object	0	0	0	0
Forcible Fondling	4	3	3	0
Incest	1	1	1	0
Statutory Rape	0	0	0	0
Aggravated Assault	43	33	28	0
Simple Assault	87	55	43	0
Intimidation	30	10	5	0
Stalking	0	0	0	0
<b>Crimes Against Property</b>				
Arson	0	0	0	0
Bribery	0	0	0	0
Burglary	84	15	10	3
Counterfeiting/Forgery	5	3	1	0
Destruction/Damage/Vandalism	59	15	7	0
Embezzlement	0	0	0	0
Extortion/Blackmail	0	0	0	0
Fraud - False Pretenses	3	0	0	0
Fraud - Credit Card/ATM	2	0	0	0
Fraud - Impersonation	2	0	0	0
Fraud - Welfare	1	1	0	0
Fraud - Wire	0	0	0	0
Motor Vehicle Theft	41	8	2	0
Robbery	8	2	1	0
Stolen Property Offense	2	2	2	0
Theft - Pocket Picking	0	0	0	0
Theft - Purse Snatching	0	0	0	0
Theft - Shoplifting	1	0	0	0
Theft from Building	25	5	1	0
Theft from Coin Machine	1	0	0	0
Theft from Motor Vehicle	20	3	2	0
Theft of Motor Vehicle Parts	19	2	0	0
Theft - All Other Larceny	57	4	2	0
<b>Crimes Against Society</b>				
Drug/Narcotic Violations	15	15	15	0
Drug/Narcotic Equipment Violations	9	9	5	0
Gambling-Betting/Wagering	0	0	0	0
Gambling-Operating/Promoting	0	0	0	0
Gambling-Equipment Violation	0	0	0	0
Gambling-Sports Tampering	0	0	0	0
Pornography/Obscene Materials	0	0	0	0
Prostitution	0	0	0	0
Prostitution-Assisting/Promoting	0	0	0	0
Weapon Law Violations	0	0	0	0
<b>Total Group A Offenses</b>	<b>521</b>	<b>187</b>	<b>129</b>	<b>3</b>



# Henderson County Sheriff's Department

**2001 Population Estimate** 25,522

No. of Municipal Police Depts. 2

## Offense Overview

Offense Total 958

Number Cleared 303

Percent Cleared 31.6%

Group A Crimes per 100,000

population 3,753.6

## Arrest Overview

Total Arrests 573

Adult Arrests 537

Juvenile Arrests 36

Unknown Age

Arrests per 100,000 population

2,245.1

Avg. number offenses/incident

1.09

## Domestic Violence Victims

Offense	Total	Arrests
Murder	0	0
Aggravated Assault	17	12
Simple Assault	84	56
Intimidation	0	0
Stalking	0	0
Forcible Rape	1	1
Forcible Sodomy	0	0
Sexual Assault w/Object	0	0
Forcible Fondling	0	0
Incest	0	0
Statutory Rape	0	0
Kidnapping/Abduction	2	6
<b>Total</b>	<b>104</b>	<b>75</b>

## TIBRS Group B Arrests

Offense	Adult	Juvenile
Bad Checks	13	0
Curfew/Vagrancy	1	0
Disorderly Conduct	14	4
DUI	23	0
Drunkenness	56	4
Family-Non Violent	0	0
Liquor Law Violation	0	2
Peeping Tom	0	0
Runaway	0	0
Trespass	4	0
All Other Offense	144	2
<b>Total Group B</b>	<b>255</b>	<b>12</b>

TIBRS Group A Offenses	Offenses		Arrests	
	Reported	Cleared	Adult	Juvenile
<b>Crimes Against Persons</b>				
Murder	1	1	1	0
Negligent Manslaughter	0	0	0	0
Kidnapping/Abduction	4	3	7	0
Forcible Rape	6	3	3	0
Forcible Sodomy	0	0	0	0
Sexual Assault w/Object	0	0	0	0
Forcible Fondling	4	1	1	0
Incest	0	0	0	0
Statutory Rape	0	0	0	0
Aggravated Assault	60	44	46	0
Simple Assault	181	105	96	6
Intimidation	8	4	5	0
Stalking	4	1	1	0
<b>Crimes Against Property</b>				
Arson	3	1	0	3
Bribery	0	0	0	0
Burglary	158	18	19	3
Counterfeiting/Forgery	25	9	9	0
Destruction/Damage/Vandalism	131	10	5	0
Embezzlement	0	0	0	0
Extortion/Blackmail	0	0	0	0
Fraud - False Pretenses	22	6	4	0
Fraud - Credit Card/ATM	0	0	0	0
Fraud - Impersonation	12	4	4	0
Fraud - Welfare	0	0	0	0
Fraud - Wire	0	0	0	0
Motor Vehicle Theft	45	15	11	4
Robbery	4	1	2	0
Stolen Property Offense	0	0	0	0
Theft - Pocket Picking	1	0	0	0
Theft - Purse Snatching	0	0	0	0
Theft - Shoplifting	0	0	0	0
Theft from Building	66	3	3	0
Theft from Coin Machine	0	0	0	0
Theft from Motor Vehicle	27	2	2	0
Theft of Motor Vehicle Parts	31	2	2	0
Theft - All Other Larceny	109	14	11	0
<b>Crimes Against Society</b>				
Drug/Narcotic Violations	39	39	49	7
Drug/Narcotic Equipment Violations	13	13	1	0
Gambling-Betting/Wagering	0	0	0	0
Gambling-Operating/Promoting	0	0	0	0
Gambling-Equipment Violation	0	0	0	0
Gambling-Sports Tampering	0	0	0	0
Pornography/Obscene Materials	0	0	0	0
Prostitution	0	0	0	0
Prostitution-Assisting/Promoting	0	0	0	0
Weapon Law Violations	4	4	0	1
<b>Total Group A Offenses</b>	<b>958</b>	<b>303</b>	<b>282</b>	<b>24</b>





# Henry County Sheriff's Department

<b>2001 Population Estimate</b>	<b>31,115</b>
No. of Municipal Police Depts.	3
<b>Offense Overview</b>	
Offense Total	1,274
Number Cleared	441
Percent Cleared	34.6%
Group A Crimes per 100,000 population	4,094.5
<b>Arrest Overview</b>	
Total Arrests	2,113
Adult Arrests	2,068
Juvenile Arrests	40
Unknown Age	5
Arrests per 100,000 population	6,790.9
Avg. number offenses/incident	1.12

Domestic Violence Victims		
Offense	Total	Arrests
Murder	0	0
Aggravated Assault	18	15
Simple Assault	45	37
Intimidation	10	10
Stalking	0	0
Forcible Rape	0	0
Forcible Sodomy	0	0
Sexual Assault w/Object	0	0
Forcible Fondling	5	5
Incest	5	5
Statutory Rape	0	0
Kidnapping/Abduction	0	0
<b>Total</b>	<b>83</b>	<b>72</b>

TIBRS Group B Arrests		
Offense	Adult	Juvenile
Bad Checks	759	0
Curfew/Vagrancy	2	0
Disorderly Conduct	17	0
DUI	101	0
Drunkenness	85	0
Family-Non Violent	1	0
Liquor Law Violation	75	14
Peeping Tom	0	0
Runaway	0	1
Trespass	6	1
All Other Offense	631	0
<b>Total Group B</b>	<b>1,677</b>	<b>16</b>

TIBRS Group A Offenses	Offenses		Arrests	
	Reported	Cleared	Adult	Juvenile
<b>Crimes Against Persons</b>				
Murder	0	0	0	0
Negligent Manslaughter	0	0	0	0
Kidnapping/Abduction	1	0	0	0
Forcible Rape	9	0	0	0
Forcible Sodomy	1	1	1	0
Sexual Assault w/Object	0	0	0	0
Forcible Fondling	26	17	17	2
Incest	5	5	5	0
Statutory Rape	2	2	2	0
Aggravated Assault	68	35	32	1
Simple Assault	185	97	85	5
Intimidation	107	23	22	0
Stalking	2	2	2	0
<b>Crimes Against Property</b>				
Arson	1	0	0	0
Bribery	0	0	0	0
Burglary	228	38	38	0
Counterfeiting/Forgery	29	12	11	0
Destruction/Damage/Vandalism	153	15	5	1
Embezzlement	2	0	0	0
Extortion/Blackmail	0	0	0	0
Fraud - False Pretenses	10	4	4	0
Fraud - Credit Card/ATM	6	1	1	0
Fraud - Impersonation	6	1	1	0
Fraud - Welfare	0	0	0	0
Fraud - Wire	0	0	0	0
Motor Vehicle Theft	21	5	5	0
Robbery	5	4	9	0
Stolen Property Offense	0	0	0	0
Theft - Pocket Picking	0	0	0	0
Theft - Purse Snatching	0	0	0	0
Theft - Shoplifting	0	0	0	0
Theft from Building	44	5	6	0
Theft from Coin Machine	0	0	0	0
Theft from Motor Vehicle	43	1	1	1
Theft of Motor Vehicle Parts	34	0	0	0
Theft - All Other Larceny	123	12	18	1
<b>Crimes Against Society</b>				
Drug/Narcotic Violations	93	92	102	10
Drug/Narcotic Equipment Violations	59	58	17	1
Gambling-Betting/Wagering	0	0	0	0
Gambling-Operating/Promoting	0	0	0	0
Gambling-Equipment Violation	0	0	0	0
Gambling-Sports Tampering	0	0	0	0
Pornography/Obscene Materials	0	0	0	0
Prostitution	0	0	0	0
Prostitution-Assisting/Promoting	0	0	0	0
Weapon Law Violations	11	11	7	2
<b>Total Group A Offenses</b>	<b>1,274</b>	<b>441</b>	<b>391</b>	<b>24</b>



# Hickman County Sheriff's Department

**2001 Population Estimate** 22,295  
 No. of Municipal Police Depts. 1

**Offense Overview**  
 Offense Total 1,002  
 Number Cleared 258  
 Percent Cleared 25.7%

Group A Crimes per 100,000 population 4,494.3

**Arrest Overview**  
 Total Arrests 680  
 Adult Arrests 668  
 Juvenile Arrests 3  
 Unknown Age 9

Arrests per 100,000 population 3,050.0

Avg. number offenses/incident 1.12

Domestic Violence Victims		
Offense	Total	Arrests
Murder	1	0
Aggravated Assault	30	14
Simple Assault	86	45
Intimidation	31	14
Stalking	6	3
Forcible Rape	0	0
Forcible Sodomy	0	0
Sexual Assault w/Object	0	0
Forcible Fondling	1	0
Incest	1	0
Statutory Rape	1	0
Kidnapping/Abduction	0	0
<b>Total</b>	<b>157</b>	<b>76</b>

TIBRS Group B Arrests		
Offense	Adult	Juvenile
Bad Checks	124	0
Curfew/Vagrancy	1	0
Disorderly Conduct	19	0
DUI	26	0
Drunkenness	18	0
Family-Non Violent	8	0
Liquor Law Violation	0	0
Peeping Tom	0	0
Runaway	0	0
Trespass	6	0
All Other Offense	265	0
<b>Total Group B</b>	<b>467</b>	<b>0</b>

TIBRS Group A Offenses	Offenses		Arrests	
	Reported	Cleared	Adult	Juvenile
<b>Crimes Against Persons</b>				
Murder	2	1	0	0
Negligent Manslaughter	0	0	0	0
Kidnapping/Abduction	0	0	0	0
Forcible Rape	3	2	1	0
Forcible Sodomy	0	0	0	0
Sexual Assault w/Object	0	0	0	0
Forcible Fondling	4	1	1	0
Incest	1	0	0	0
Statutory Rape	5	0	0	0
Aggravated Assault	76	42	33	1
Simple Assault	181	92	81	1
Intimidation	63	24	20	0
Stalking	7	4	3	0
<b>Crimes Against Property</b>				
Arson	5	1	0	0
Bribery	0	0	0	0
Burglary	169	17	11	0
Counterfeiting/Forgery	7	1	1	0
Destruction/Damage/Vandalism	170	13	5	0
Embezzlement	1	1	1	0
Extortion/Blackmail	0	0	0	0
Fraud - False Pretenses	2	1	0	0
Fraud - Credit Card/ATM	8	0	0	0
Fraud - Impersonation	4	0	0	0
Fraud - Welfare	1	0	0	0
Fraud - Wire	1	0	0	0
Motor Vehicle Theft	26	3	2	0
Robbery	5	1	1	0
Stolen Property Offense	1	1	1	0
Theft - Pocket Picking	4	0	0	0
Theft - Purse Snatching	3	1	2	0
Theft - Shoplifting	1	0	0	0
Theft from Building	16	4	4	0
Theft from Coin Machine	1	0	0	0
Theft from Motor Vehicle	26	0	0	0
Theft of Motor Vehicle Parts	5	0	0	0
Theft - All Other Larceny	157	11	12	0
<b>Crimes Against Society</b>				
Drug/Narcotic Violations	27	20	15	1
Drug/Narcotic Equipment Violations	9	8	1	0
Gambling-Betting/Wagering	0	0	0	0
Gambling-Operating/Promoting	0	0	0	0
Gambling-Equipment Violation	0	0	0	0
Gambling-Sports Tampering	0	0	0	0
Pornography/Obscene Materials	0	0	0	0
Prostitution	0	0	0	0
Prostitution-Assisting/Promoting	0	0	0	0
Weapon Law Violations	11	9	6	0
<b>Total Group A Offenses</b>	<b>1,002</b>	<b>258</b>	<b>201</b>	<b>3</b>



# Houston County Sheriff's Department

<b>2001 Population Estimate</b>	<b>8,088</b>
No. of Municipal Police Depts.	1
<b>Offense Overview</b>	
Offense Total	198
Number Cleared	84
Percent Cleared	42.4%
Group A Crimes per 100,000 population	2,448.1
<b>Arrest Overview</b>	
Total Arrests	173
Adult Arrests	169
Juvenile Arrests	4
Unknown Age	0
Arrests per 100,000 population	2,139.0
Avg. number offenses/incident	1.08

Domestic Violence Victims		
Offense	Total	Arrests
Murder	0	0
Aggravated Assault	3	3
Simple Assault	22	21
Intimidation	1	1
Stalking	0	0
Forcible Rape	0	0
Forcible Sodomy	0	0
Sexual Assault w/Object	0	0
Forcible Fondling	1	0
Incest	0	0
Statutory Rape	0	0
Kidnapping/Abduction	0	0
<b>Total</b>	<b>27</b>	<b>25</b>

TIBRS Group B Arrests		
Offense	Adult	Juvenile
Bad Checks	15	0
Curfew/Vagrancy	0	0
Disorderly Conduct	1	0
DUI	32	0
Drunkenness	12	0
Family-Non Violent	1	0
Liquor Law Violation	0	0
Peeping Tom	0	0
Runaway	0	0
Trespass	1	0
All Other Offense	47	0
<b>Total Group B</b>	<b>109</b>	<b>0</b>

TIBRS Group A Offenses	Offenses		Arrests	
	Reported	Cleared	Adult	Juvenile
<b>Crimes Against Persons</b>				
Murder	1	1	1	0
Negligent Manslaughter	0	0	0	0
Kidnapping/Abduction	0	0	0	0
Forcible Rape	0	0	0	0
Forcible Sodomy	0	0	0	0
Sexual Assault w/Object	0	0	0	0
Forcible Fondling	1	1	0	0
Incest	0	0	0	0
Statutory Rape	0	0	0	0
Aggravated Assault	6	4	4	0
Simple Assault	36	33	26	3
Intimidation	11	7	6	0
Stalking	2	2	2	0
<b>Crimes Against Property</b>				
Arson	2	1	1	0
Bribery	0	0	0	0
Burglary	45	8	2	0
Counterfeiting/Forgery	0	0	0	0
Destruction/Damage/Vandalism	29	7	3	0
Embezzlement	0	0	0	0
Extortion/Blackmail	0	0	0	0
Fraud - False Pretenses	3	2	0	0
Fraud - Credit Card/ATM	0	0	0	0
Fraud - Impersonation	1	1	1	0
Fraud - Welfare	0	0	0	0
Fraud - Wire	0	0	0	0
Motor Vehicle Theft	5	1	0	0
Robbery	0	0	0	0
Stolen Property Offense	0	0	0	0
Theft - Pocket Picking	0	0	0	0
Theft - Purse Snatching	0	0	0	0
Theft - Shoplifting	1	1	1	0
Theft from Building	4	1	1	0
Theft from Coin Machine	0	0	0	0
Theft from Motor Vehicle	8	1	0	1
Theft of Motor Vehicle Parts	4	0	0	0
Theft - All Other Larceny	32	6	6	0
<b>Crimes Against Society</b>				
Drug/Narcotic Violations	5	5	5	0
Drug/Narcotic Equipment Violations	1	1	0	0
Gambling-Betting/Wagering	0	0	0	0
Gambling-Operating/Promoting	0	0	0	0
Gambling-Equipment Violation	0	0	0	0
Gambling-Sports Tampering	0	0	0	0
Pornography/Obscene Materials	0	0	0	0
Prostitution	0	0	0	0
Prostitution-Assisting/Promoting	0	0	0	0
Weapon Law Violations	1	1	1	0
<b>Total Group A Offenses</b>	<b>198</b>	<b>84</b>	<b>60</b>	<b>4</b>



# Humphreys County Sheriff's Department

**2001 Population Estimate** 17,929

No. of Municipal Police Depts. 3

**Offense Overview**

Offense Total 446

Number Cleared 235

Percent Cleared 52.7%

Group A Crimes per 100,000 population

2,487.6

**Arrest Overview**

Total Arrests 767

Adult Arrests 757

Juvenile Arrests 8

Unknown Age 2

Arrests per 100,000 population

4,278.0

Avg. number offenses/incident

1.05

**Domestic Violence Victims**

Offense	Total	Arrests
Murder	0	0
Aggravated Assault	13	10
Simple Assault	38	38
Intimidation	5	3
Stalking	1	1
Forcible Rape	0	0
Forcible Sodomy	0	0
Sexual Assault w/Object	0	0
Forcible Fondling	1	1
Incest	0	0
Statutory Rape	0	0
Kidnapping/Abduction	0	0
<b>Total</b>	<b>58</b>	<b>53</b>

**TIBRS Group B Arrests**

Offense	Adult	Juvenile
Bad Checks	135	0
Curfew/Vagrancy	0	0
Disorderly Conduct	8	0
DUI	43	0
Drunkenness	31	0
Family-Non Violent	5	0
Liquor Law Violation	0	0
Peeping Tom	0	0
Runaway	0	2
Trespass	12	1
All Other Offense	265	1
<b>Total Group B</b>	<b>499</b>	<b>4</b>

TIBRS Group A Offenses	Offenses		Arrests	
	Reported	Cleared	Adult	Juvenile
<b>Crimes Against Persons</b>				
Murder	1	1	2	0
Negligent Manslaughter	0	0	0	0
Kidnapping/Abduction	0	0	0	0
Forcible Rape	5	3	2	1
Forcible Sodomy	0	0	0	0
Sexual Assault w/Object	0	0	0	0
Forcible Fondling	1	1	1	0
Incest	0	0	0	0
Statutory Rape	0	0	0	0
Aggravated Assault	35	33	32	0
Simple Assault	78	73	78	1
Intimidation	10	8	10	0
Stalking	5	5	5	0
<b>Crimes Against Property</b>				
Arson	0	0	0	0
Bribery	0	0	0	0
Burglary	66	7	7	0
Counterfeiting/Forgery	3	1	3	0
Destruction/Damage/Vandalism	64	9	15	0
Embezzlement	0	0	0	0
Extortion/Blackmail	0	0	0	0
Fraud - False Pretenses	3	1	1	0
Fraud - Credit Card/ATM	0	0	0	0
Fraud - Impersonation	3	2	1	0
Fraud - Welfare	0	0	0	0
Fraud - Wire	0	0	0	0
Motor Vehicle Theft	22	7	3	0
Robbery	0	0	0	0
Stolen Property Offense	0	0	0	0
Theft - Pocket Picking	0	0	0	0
Theft - Purse Snatching	1	0	0	0
Theft - Shoplifting	4	2	2	0
Theft from Building	3	0	0	0
Theft from Coin Machine	5	0	0	0
Theft from Motor Vehicle	11	1	0	0
Theft of Motor Vehicle Parts	7	0	0	0
Theft - All Other Larceny	53	15	24	1
<b>Crimes Against Society</b>				
Drug/Narcotic Violations	33	33	38	1
Drug/Narcotic Equipment Violations	28	28	32	0
Gambling-Betting/Wagering	0	0	0	0
Gambling-Operating/Promoting	0	0	0	0
Gambling-Equipment Violation	0	0	0	0
Gambling-Sports Tampering	0	0	0	0
Pornography/Obscene Materials	0	0	0	0
Prostitution	0	0	0	0
Prostitution-Assisting/Promoting	0	0	0	0
Weapon Law Violations	5	5	2	0
<b>Total Group A Offenses</b>	<b>446</b>	<b>235</b>	<b>258</b>	<b>4</b>



# Jackson County Sheriff's Department

<b>2001 Population Estimate</b>	<b>10,984</b>
No. of Municipal Police Depts.	1
<b>Offense Overview</b>	
Offense Total	145
Number Cleared	65
Percent Cleared	44.8%
Group A Crimes per 100,000 population	1,320.1
<b>Arrest Overview</b>	
Total Arrests	179
Adult Arrests	179
Juvenile Arrests	0
Unknown Age	0
Arrests per 100,000 population	1,629.6
Avg. number offenses/incident	1.05

Domestic Violence Victims		
Offense	Total	Arrests
Murder	0	0
Aggravated Assault	5	5
Simple Assault	5	5
Intimidation	0	0
Stalking	0	0
Forcible Rape	0	0
Forcible Sodomy	0	0
Sexual Assault w/Object	0	0
Forcible Fondling	0	0
Incest	0	0
Statutory Rape	0	0
Kidnapping/Abduction	0	0
<b>Total</b>	<b>10</b>	<b>10</b>

TIBRS Group B Arrests		
Offense	Adult	Juvenile
Bad Checks	14	0
Curfew/Vagrancy	0	0
Disorderly Conduct	3	0
DUI	21	0
Drunkenness	21	0
Family-Non Violent	0	0
Liquor Law Violation	1	0
Peeping Tom	0	0
Runaway	0	0
Trespass	0	0
All Other Offense	59	0
<b>Total Group B</b>	<b>119</b>	<b>0</b>

TIBRS Group A Offenses	Offenses		Arrests	
	Reported	Cleared	Adult	Juvenile
<b>Crimes Against Persons</b>				
Murder	0	0	0	0
Negligent Manslaughter	0	0	0	0
Kidnapping/Abduction	0	0	0	0
Forcible Rape	0	0	0	0
Forcible Sodomy	0	0	0	0
Sexual Assault w/Object	0	0	0	0
Forcible Fondling	0	0	0	0
Incest	0	0	0	0
Statutory Rape	0	0	0	0
Aggravated Assault	8	8	8	0
Simple Assault	12	12	12	0
Intimidation	0	0	0	0
Stalking	0	0	0	0
<b>Crimes Against Property</b>				
Arson	0	0	0	0
Bribery	0	0	0	0
Burglary	43	2	2	0
Counterfeiting/Forgery	1	1	1	0
Destruction/Damage/Vandalism	8	3	1	0
Embezzlement	3	3	4	0
Extortion/Blackmail	0	0	0	0
Fraud - False Pretenses	4	4	4	0
Fraud - Credit Card/ATM	0	0	0	0
Fraud - Impersonation	0	0	0	0
Fraud - Welfare	0	0	0	0
Fraud - Wire	0	0	0	0
Motor Vehicle Theft	6	3	4	0
Robbery	0	0	0	0
Stolen Property Offense	1	1	1	0
Theft - Pocket Picking	0	0	0	0
Theft - Purse Snatching	0	0	0	0
Theft - Shoplifting	0	0	0	0
Theft from Building	8	1	1	0
Theft from Coin Machine	1	0	0	0
Theft from Motor Vehicle	9	0	0	0
Theft of Motor Vehicle Parts	3	0	0	0
Theft - All Other Larceny	10	0	0	0
<b>Crimes Against Society</b>				
Drug/Narcotic Violations	18	17	18	0
Drug/Narcotic Equipment Violations	9	9	3	0
Gambling-Betting/Wagering	0	0	0	0
Gambling-Operating/Promoting	0	0	0	0
Gambling-Equipment Violation	0	0	0	0
Gambling-Sports Tampering	0	0	0	0
Pornography/Obscene Materials	0	0	0	0
Prostitution	0	0	0	0
Prostitution-Assisting/Promoting	0	0	0	0
Weapon Law Violations	1	1	1	0
<b>Total Group A Offenses</b>	<b>145</b>	<b>65</b>	<b>60</b>	<b>0</b>



# Jefferson County Sheriff's Department

**2001 Population Estimate**                      **44,294**  
 No. of Municipal Police Depts.                      4

**Offense Overview**  
 Offense Total    1,616  
 Number Cleared    592  
 Percent Cleared    36.6%

Group A Crimes per 100,000  
 population    3,648.3

**Arrest Overview**  
 Total Arrests    1,271  
 Adult Arrests    1,214  
 Juvenile Arrests    57  
 Unknown Age    0

Arrests per 100,000 population                      2,869.5

Avg. number offenses/incident                      1.08

<b>Domestic Violence Victims</b>		
Offense	Total	Arrests
Murder	1	2
Aggravated Assault	35	26
Simple Assault	170	96
Intimidation	6	0
Stalking	0	0
Forcible Rape	1	1
Forcible Sodomy	0	0
Sexual Assault w/Object	0	0
Forcible Fondling	3	1
Incest	0	0
Statutory Rape	0	0
Kidnapping/Abduction	0	0
<b>Total</b>	<b>216</b>	<b>126</b>

<b>TIBRS Group B Arrests</b>		
Offense	Adult	Juvenile
Bad Checks	71	0
Curfew/Vagrancy	0	0
Disorderly Conduct	3	0
DUI	70	1
Drunkenness	71	3
Family-Non Violent	5	0
Liquor Law Violation	5	1
Peeping Tom	0	0
Runaway	0	2
Trespass	13	0
All Other Offense	473	4
<b>Total Group B</b>	<b>711</b>	<b>11</b>

<b>TIBRS Group A Offenses</b>	<b>Offenses</b>		<b>Arrests</b>	
	Reported	Cleared	Adult	Juvenile
<b>Crimes Against Persons</b>				
Murder	1	1	2	0
Negligent Manslaughter	1	1	1	0
Kidnapping/Abduction	0	0	0	0
Forcible Rape	7	2	2	0
Forcible Sodomy	0	0	0	0
Sexual Assault w/Object	2	0	0	0
Forcible Fondling	6	2	2	0
Incest	0	0	0	0
Statutory Rape	2	1	1	0
Aggravated Assault	92	67	63	2
Simple Assault	379	239	218	13
Intimidation	35	4	1	0
Stalking	0	0	0	0
<b>Crimes Against Property</b>				
Arson	8	1	1	0
Bribery	0	0	0	0
Burglary	251	34	33	6
Counterfeiting/Forgery	9	3	3	0
Destruction/Damage/Vandalism	219	37	23	6
Embezzlement	0	0	0	0
Extortion/Blackmail	0	0	0	0
Fraud - False Pretenses	0	0	0	0
Fraud - Credit Card/ATM	8	2	1	0
Fraud - Impersonation	0	0	0	0
Fraud - Welfare	0	0	0	0
Fraud - Wire	1	0	0	0
Motor Vehicle Theft	82	18	12	0
Robbery	5	3	3	0
Stolen Property Offense	0	0	0	0
Theft - Pocket Picking	0	0	0	0
Theft - Purse Snatching	0	0	0	0
Theft - Shoplifting	3	1	1	0
Theft from Building	57	9	7	1
Theft from Coin Machine	3	0	0	0
Theft from Motor Vehicle	89	6	4	1
Theft of Motor Vehicle Parts	14	1	1	0
Theft - All Other Larceny	220	48	46	6
<b>Crimes Against Society</b>				
Drug/Narcotic Violations	79	73	67	8
Drug/Narcotic Equipment Violations	30	29	6	1
Gambling-Betting/Wagering	0	0	0	0
Gambling-Operating/Promoting	0	0	0	0
Gambling-Equipment Violation	0	0	0	0
Gambling-Sports Tampering	0	0	0	0
Pornography/Obscene Materials	0	0	0	0
Prostitution	0	0	0	0
Prostitution-Assisting/Promoting	0	0	0	0
Weapon Law Violations	13	10	5	2
<b>Total Group A Offenses</b>	<b>1,616</b>	<b>592</b>	<b>503</b>	<b>46</b>



# Johnson County Sheriff's Department

<b>2001 Population Estimate</b>	<b>17,499</b>
No. of Municipal Police Depts.	1
<b>Offense Overview</b>	
Offense Total	513
Number Cleared	287
Percent Cleared	55.9%
Group A Crimes per 100,000 population	2,931.6
<b>Arrest Overview</b>	
Total Arrests	625
Adult Arrests	620
Juvenile Arrests	1
Unknown Age	4
Arrests per 100,000 population	3,571.6
Avg. number offenses/incident	1.16

Domestic Violence Victims		
Offense	Total	Arrests
Murder	1	1
Aggravated Assault	20	17
Simple Assault	38	33
Intimidation	2	2
Stalking	0	0
Forcible Rape	0	0
Forcible Sodomy	0	0
Sexual Assault w/Object	0	0
Forcible Fondling	0	0
Incest	0	0
Statutory Rape	0	0
Kidnapping/Abduction	1	1
<b>Total</b>	<b>62</b>	<b>54</b>

TIBRS Group B Arrests		
Offense	Adult	Juvenile
Bad Checks	22	0
Curfew/Vagrancy	0	0
Disorderly Conduct	10	0
DUI	66	0
Drunkenness	34	0
Family-Non Violent	10	0
Liquor Law Violation	3	0
Peeping Tom	0	0
Runaway	0	0
Trespass	8	0
All Other Offense	238	0
<b>Total Group B</b>	<b>391</b>	<b>0</b>

TIBRS Group A Offenses	Offenses		Arrests	
	Reported	Cleared	Adult	Juvenile
<b>Crimes Against Persons</b>				
Murder	1	1	1	0
Negligent Manslaughter	0	0	0	0
Kidnapping/Abduction	4	4	3	0
Forcible Rape	3	0	0	0
Forcible Sodomy	0	0	0	0
Sexual Assault w/Object	0	0	0	0
Forcible Fondling	2	0	0	0
Incest	0	0	0	0
Statutory Rape	0	0	0	0
Aggravated Assault	64	57	50	0
Simple Assault	100	92	75	0
Intimidation	11	11	9	0
Stalking	3	3	3	0
<b>Crimes Against Property</b>				
Arson	6	1	2	0
Bribery	0	0	0	0
Burglary	65	8	6	1
Counterfeiting/Forgery	10	9	8	0
Destruction/Damage/Vandalism	43	9	8	0
Embezzlement	0	0	0	0
Extortion/Blackmail	0	0	0	0
Fraud - False Pretenses	8	7	0	0
Fraud - Credit Card/ATM	1	0	0	0
Fraud - Impersonation	3	3	1	0
Fraud - Welfare	0	0	0	0
Fraud - Wire	0	0	0	0
Motor Vehicle Theft	13	2	2	0
Robbery	0	0	0	0
Stolen Property Offense	1	1	0	0
Theft - Pocket Picking	0	0	0	0
Theft - Purse Snatching	0	0	0	0
Theft - Shoplifting	1	1	1	0
Theft from Building	26	3	3	0
Theft from Coin Machine	1	0	0	0
Theft from Motor Vehicle	24	1	3	0
Theft of Motor Vehicle Parts	13	1	0	0
Theft - All Other Larceny	43	6	6	0
<b>Crimes Against Society</b>				
Drug/Narcotic Violations	29	29	24	0
Drug/Narcotic Equipment Violations	23	23	12	0
Gambling-Betting/Wagering	0	0	0	0
Gambling-Operating/Promoting	0	0	0	0
Gambling-Equipment Violation	0	0	0	0
Gambling-Sports Tampering	0	0	0	0
Pornography/Obscene Materials	0	0	0	0
Prostitution	0	0	0	0
Prostitution-Assisting/Promoting	0	0	0	0
Weapon Law Violations	15	15	12	0
<b>Total Group A Offenses</b>	<b>513</b>	<b>287</b>	<b>229</b>	<b>1</b>



# Knox County Sheriff's Department

**2001 Population Estimate**                      **382,032**

No. of Municipal Police Depts.                      1

**Offense Overview**

Offense Total    11,064  
 Number Cleared                                        3,792  
 Percent Cleared                                        34.3%

Group A Crimes per 100,000  
 population    2,896.1

**Arrest Overview**

Total Arrests    6,521  
 Adult Arrests    5,975  
 Juvenile Arrests                                        546  
 Unknown Age    0

Arrests per 100,000 population                      1,706.9

Avg. number offenses/incident                      1.09

Domestic Violence Victims		
Offense	Total	Arrests
Murder	4	1
Aggravated Assault	119	50
Simple Assault	837	317
Intimidation	313	22
Stalking	11	2
Forcible Rape	11	1
Forcible Sodomy	5	0
Sexual Assault w/Object	2	0
Forcible Fondling	24	1
Incest	0	0
Statutory Rape	0	0
Kidnapping/Abduction	3	0
<b>Total</b>	<b>1,329</b>	<b>394</b>

TIBRS Group B Arrests		
Offense	Adult	Juvenile
Bad Checks	1,159	0
Curfew/Vagrancy	3	5
Disorderly Conduct	84	32
DUI	325	0
Drunkenness	606	32
Family-Non Violent	9	0
Liquor Law Violation	76	18
Peeping Tom	0	0
Runaway	0	64
Trespass	18	16
All Other Offense	2,076	134
<b>Total Group B</b>	<b>4,356</b>	<b>301</b>

TIBRS Group A Offenses	Offenses		Arrests	
	Reported	Cleared	Adult	Juvenile
<b>Crimes Against Persons</b>				
Murder	5	3	1	0
Negligent Manslaughter	0	0	0	0
Kidnapping/Abduction	15	11	1	0
Forcible Rape	45	18	5	0
Forcible Sodomy	6	0	0	0
Sexual Assault w/Object	4	2	1	0
Forcible Fondling	67	23	5	1
Incest	0	0	0	0
Statutory Rape	5	4	2	0
Aggravated Assault	444	337	145	15
Simple Assault	1,616	1,160	427	77
Intimidation	906	394	35	4
Stalking	32	12	5	0
<b>Crimes Against Property</b>				
Arson	56	7	5	0
Bribery	5	1	0	0
Burglary	1,604	224	102	22
Counterfeiting/Forgery	190	89	53	0
Destruction/Damage/Vandalism	1,237	176	41	7
Embezzlement	50	29	18	0
Extortion/Blackmail	1	0	0	0
Fraud - False Pretenses	32	10	4	0
Fraud - Credit Card/ATM	66	19	8	2
Fraud - Impersonation	17	6	2	1
Fraud - Welfare	0	0	0	0
Fraud - Wire	5	2	1	0
Motor Vehicle Theft	555	76	41	3
Robbery	69	21	19	0
Stolen Property Offense	21	19	14	2
Theft - Pocket Picking	4	0	0	0
Theft - Purse Snatching	6	1	0	0
Theft - Shoplifting	470	315	267	44
Theft from Building	267	66	34	0
Theft from Coin Machine	47	6	0	1
Theft from Motor Vehicle	897	58	25	5
Theft of Motor Vehicle Parts	466	46	10	1
Theft - All Other Larceny	1,384	210	121	11
<b>Crimes Against Society</b>				
Drug/Narcotic Violations	293	283	179	32
Drug/Narcotic Equipment Violations	128	127	33	9
Gambling-Betting/Wagering	1	0	0	0
Gambling-Operating/Promoting	0	0	0	0
Gambling-Equipment Violation	5	0	0	0
Gambling-Sports Tampering	0	0	0	0
Pornography/Obscene Materials	0	0	0	0
Prostitution	1	1	1	0
Prostitution-Assisting/Promoting	0	0	0	0
Weapon Law Violations	42	36	14	8
<b>Total Group A Offenses</b>	<b>11,064</b>	<b>3,792</b>	<b>1,619</b>	<b>245</b>





# Lake County Sheriff's Department

**2001 Population Estimate**                      **7,954**  
 No. of Municipal Police Depts.                      2

**Offense Overview**  
 Offense Total    123  
 Number Cleared    64  
 Percent Cleared    52.0%

Group A Crimes per 100,000  
 population    1,546.4

**Arrest Overview**  
 Total Arrests    129  
 Adult Arrests    116  
 Juvenile Arrests    11  
 Unknown Age    2

Arrests per 100,000 population                      1,621.8

Avg. number offenses/incident                      1.07

<b>Domestic Violence Victims</b>		
Offense	Total	Arrests
Murder	0	0
Aggravated Assault	0	0
Simple Assault	8	7
Intimidation	5	0
Stalking	0	0
Forcible Rape	0	0
Forcible Sodomy	0	0
Sexual Assault w/Object	0	0
Forcible Fondling	0	0
Incest	0	0
Statutory Rape	0	0
Kidnapping/Abduction	0	0
<b>Total</b>	<b>13</b>	<b>7</b>

<b>TIBRS Group B Arrests</b>		
Offense	Adult	Juvenile
Bad Checks	23	0
Curfew/Vagrancy	0	0
Disorderly Conduct	4	0
DUI	6	0
Drunkenness	5	0
Family-Non Violent	1	0
Liquor Law Violation	0	0
Peeping Tom	0	0
Runaway	0	0
Trespass	1	0
All Other Offense	25	1
<b>Total Group B</b>	<b>65</b>	<b>1</b>

<b>TIBRS Group A Offenses</b>	<b>Offenses</b>		<b>Arrests</b>	
	<b>Reported</b>	<b>Cleared</b>	<b>Adult</b>	<b>Juvenile</b>
<b>Crimes Against Persons</b>				
Murder	0	0	0	0
Negligent Manslaughter	0	0	0	0
Kidnapping/Abduction	1	1	1	0
Forcible Rape	0	0	0	0
Forcible Sodomy	2	2	0	0
Sexual Assault w/Object	0	0	0	0
Forcible Fondling	0	0	0	0
Incest	0	0	0	0
Statutory Rape	1	1	1	0
Aggravated Assault	8	6	5	1
Simple Assault	15	13	13	0
Intimidation	6	0	0	0
Stalking	0	0	0	0
<b>Crimes Against Property</b>				
Arson	0	0	0	0
Bribery	0	0	0	0
Burglary	8	4	2	5
Counterfeiting/Forgery	2	2	2	0
Destruction/Damage/Vandalism	18	5	1	4
Embezzlement	0	0	0	0
Extortion/Blackmail	0	0	0	0
Fraud - False Pretenses	0	0	0	0
Fraud - Credit Card/ATM	1	0	0	0
Fraud - Impersonation	0	0	0	0
Fraud - Welfare	0	0	0	0
Fraud - Wire	0	0	0	0
Motor Vehicle Theft	3	1	1	0
Robbery	1	0	0	0
Stolen Property Offense	0	0	0	0
Theft - Pocket Picking	0	0	0	0
Theft - Purse Snatching	0	0	0	0
Theft - Shoplifting	0	0	0	0
Theft from Building	8	3	2	0
Theft from Coin Machine	0	0	0	0
Theft from Motor Vehicle	8	0	0	0
Theft of Motor Vehicle Parts	4	1	1	0
Theft - All Other Larceny	17	5	4	0
<b>Crimes Against Society</b>				
Drug/Narcotic Violations	16	16	16	0
Drug/Narcotic Equipment Violations	0	0	0	0
Gambling-Betting/Wagering	0	0	0	0
Gambling-Operating/Promoting	0	0	0	0
Gambling-Equipment Violation	0	0	0	0
Gambling-Sports Tampering	0	0	0	0
Pornography/Obscene Materials	0	0	0	0
Prostitution	0	0	0	0
Prostitution-Assisting/Promoting	0	0	0	0
Weapon Law Violations	4	4	2	0
<b>Total Group A Offenses</b>	<b>123</b>	<b>64</b>	<b>51</b>	<b>10</b>



# Lauderdale County Sheriff's Department

**2001 Population Estimate** 27,101

No. of Municipal Police Depts. 4

**Offense Overview**

Offense Total 301  
 Number Cleared 95  
 Percent Cleared 31.6%

Group A Crimes per 100,000 population 1,110.7

**Arrest Overview**

Total Arrests 627  
 Adult Arrests 627  
 Juvenile Arrests 0  
 Unknown Age 0

Arrests per 100,000 population 2,313.6

Avg. number offenses/incident 1.05

**Domestic Violence Victims**

Offense	Total	Arrests
Murder	0	0
Aggravated Assault	7	5
Simple Assault	37	25
Intimidation	4	0
Stalking	0	0
Forcible Rape	1	1
Forcible Sodomy	0	0
Sexual Assault w/Object	0	0
Forcible Fondling	1	0
Incest	1	0
Statutory Rape	1	0
Kidnapping/Abduction	0	0
<b>Total</b>	<b>52</b>	<b>31</b>

**TIBRS Group B Arrests**

Offense	Adult	Juvenile
Bad Checks	253	0
Curfew/Vagrancy	0	0
Disorderly Conduct	0	0
DUI	2	0
Drunkenness	1	0
Family-Non Violent	0	0
Liquor Law Violation	3	0
Peeping Tom	0	0
Runaway	0	0
Trespass	14	0
All Other Offense	282	0
<b>Total Group B</b>	<b>555</b>	<b>0</b>

TIBRS Group A Offenses	Offenses		Arrests	
	Reported	Cleared	Adult	Juvenile
<b>Crimes Against Persons</b>				
Murder	0	0	0	0
Negligent Manslaughter	0	0	0	0
Kidnapping/Abduction	0	0	0	0
Forcible Rape	4	1	1	0
Forcible Sodomy	0	0	0	0
Sexual Assault w/Object	0	0	0	0
Forcible Fondling	1	0	0	0
Incest	1	0	0	0
Statutory Rape	1	0	0	0
Aggravated Assault	21	11	7	0
Simple Assault	74	47	43	0
Intimidation	13	6	5	0
Stalking	1	1	1	0
<b>Crimes Against Property</b>				
Arson	4	0	0	0
Bribery	0	0	0	0
Burglary	65	2	1	0
Counterfeiting/Forgery	1	1	2	0
Destruction/Damage/Vandalism	33	4	0	0
Embezzlement	0	0	0	0
Extortion/Blackmail	0	0	0	0
Fraud - False Pretenses	4	1	1	0
Fraud - Credit Card/ATM	0	0	0	0
Fraud - Impersonation	2	1	1	0
Fraud - Welfare	0	0	0	0
Fraud - Wire	0	0	0	0
Motor Vehicle Theft	8	4	3	0
Robbery	1	0	0	0
Stolen Property Offense	0	0	0	0
Theft - Pocket Picking	1	0	0	0
Theft - Purse Snatching	0	0	0	0
Theft - Shoplifting	0	0	0	0
Theft from Building	9	1	1	0
Theft from Coin Machine	0	0	0	0
Theft from Motor Vehicle	0	0	0	0
Theft of Motor Vehicle Parts	12	0	0	0
Theft - All Other Larceny	33	3	3	0
<b>Crimes Against Society</b>				
Drug/Narcotic Violations	7	7	3	0
Drug/Narcotic Equipment Violations	4	4	0	0
Gambling-Betting/Wagering	0	0	0	0
Gambling-Operating/Promoting	0	0	0	0
Gambling-Equipment Violation	0	0	0	0
Gambling-Sports Tampering	0	0	0	0
Pornography/Obscene Materials	0	0	0	0
Prostitution	0	0	0	0
Prostitution-Assisting/Promoting	0	0	0	0
Weapon Law Violations	1	1	0	0
<b>Total Group A Offenses</b>	<b>301</b>	<b>95</b>	<b>72</b>	<b>0</b>



# Lawrence County Sheriff's Department

<b>2001 Population Estimate</b>	<b>39,926</b>
No. of Municipal Police Depts.	4
<b>Offense Overview</b>	
Offense Total	1,946
Number Cleared	625
Percent Cleared	32.1%
Group A Crimes per 100,000 population	4,874.0
<b>Arrest Overview</b>	
Total Arrests	1,345
Adult Arrests	1,271
Juvenile Arrests	69
Unknown Age	5
Arrests per 100,000 population	3,368.7
Avg. number offenses/incident	1.28

<b>Domestic Violence Victims</b>		
Offense	Total	Arrests
Murder	1	0
Aggravated Assault	39	21
Simple Assault	214	73
Intimidation	34	0
Stalking	0	0
Forcible Rape	2	0
Forcible Sodomy	0	0
Sexual Assault w/Object	0	0
Forcible Fondling	1	0
Incest	0	0
Statutory Rape	0	0
Kidnapping/Abduction	4	1
<b>Total</b>	<b>295</b>	<b>95</b>

<b>TIBRS Group B Arrests</b>		
Offense	Adult	Juvenile
Bad Checks	165	0
Curfew/Vagrancy	0	0
Disorderly Conduct	11	2
DUI	108	3
Drunkenness	32	1
Family-Non Violent	0	0
Liquor Law Violation	3	8
Peeping Tom	0	0
Runaway	0	0
Trespass	16	2
All Other Offense	485	8
<b>Total Group B</b>	<b>820</b>	<b>24</b>

<b>TIBRS Group A Offenses</b>	<b>Offenses</b>		<b>Arrests</b>	
	<b>Reported</b>	<b>Cleared</b>	<b>Adult</b>	<b>Juvenile</b>
<b>Crimes Against Persons</b>				
Murder	1	0	0	0
Negligent Manslaughter	0	0	0	0
Kidnapping/Abduction	7	2	1	0
Forcible Rape	7	2	2	0
Forcible Sodomy	0	0	0	0
Sexual Assault w/Object	1	0	0	0
Forcible Fondling	10	0	0	0
Incest	0	0	0	0
Statutory Rape	3	0	0	0
Aggravated Assault	92	56	44	1
Simple Assault	420	150	115	11
Intimidation	140	11	7	0
Stalking	8	4	4	0
<b>Crimes Against Property</b>				
Arson	12	0	0	0
Bribery	0	0	0	0
Burglary	185	16	17	1
Counterfeiting/Forgery	9	1	1	0
Destruction/Damage/Vandalism	337	48	13	2
Embezzlement	0	0	0	0
Extortion/Blackmail	0	0	0	0
Fraud - False Pretenses	6	0	0	0
Fraud - Credit Card/ATM	4	0	0	0
Fraud - Impersonation	4	0	0	0
Fraud - Welfare	0	0	0	0
Fraud - Wire	0	0	0	0
Motor Vehicle Theft	45	3	3	0
Robbery	1	1	1	0
Stolen Property Offense	0	0	0	0
Theft - Pocket Picking	0	0	0	0
Theft - Purse Snatching	0	0	0	0
Theft - Shoplifting	3	1	1	0
Theft from Building	73	6	2	2
Theft from Coin Machine	1	0	0	0
Theft from Motor Vehicle	11	0	0	0
Theft of Motor Vehicle Parts	6	0	0	0
Theft - All Other Larceny	223	15	11	3
<b>Crimes Against Society</b>				
Drug/Narcotic Violations	220	201	221	21
Drug/Narcotic Equipment Violations	101	95	3	2
Gambling-Betting/Wagering	0	0	0	0
Gambling-Operating/Promoting	0	0	0	0
Gambling-Equipment Violation	0	0	0	0
Gambling-Sports Tampering	0	0	0	0
Pornography/Obscene Materials	0	0	0	0
Prostitution	0	0	0	0
Prostitution-Assisting/Promoting	0	0	0	0
Weapon Law Violations	16	13	5	2
<b>Total Group A Offenses</b>	<b>1,946</b>	<b>625</b>	<b>451</b>	<b>45</b>



# Lewis County Sheriff's Department

**2001 Population Estimate**                      **11,367**

No. of Municipal Police Depts.                      1

**Offense Overview**

Offense Total    444

Number Cleared    144

Percent Cleared    32.4%

Group A Crimes per 100,000  
population    3,906.0

**Arrest Overview**

Total Arrests    366

Adult Arrests    343

Juvenile Arrests    19

Unknown Age    4

Arrests per 100,000 population                      3,219.8

Avg. number offenses/incident                      1.21

<b>Domestic Violence Victims</b>		
Offense	Total	Arrests
Murder	0	0
Aggravated Assault	4	2
Simple Assault	45	20
Intimidation	6	1
Stalking	0	0
Forcible Rape	0	0
Forcible Sodomy	0	0
Sexual Assault w/Object	0	0
Forcible Fondling	0	0
Incest	1	0
Statutory Rape	0	0
Kidnapping/Abduction	0	0
<b>Total</b>	<b>56</b>	<b>23</b>

<b>TIBRS Group B Arrests</b>		
Offense	Adult	Juvenile
Bad Checks	63	0
Curfew/Vagrancy	1	0
Disorderly Conduct	27	0
DUI	0	0
Drunkenness	8	0
Family-Non Violent	0	0
Liquor Law Violation	0	0
Peeping Tom	0	0
Runaway	0	0
Trespass	3	0
All Other Offense	140	1
<b>Total Group B</b>	<b>242</b>	<b>1</b>

<b>TIBRS Group A Offenses</b>	<b>Offenses</b>		<b>Arrests</b>	
	Reported	Cleared	Adult	Juvenile
<b>Crimes Against Persons</b>				
Murder	0	0	0	0
Negligent Manslaughter	0	0	0	0
Kidnapping/Abduction	0	0	0	0
Forcible Rape	1	0	0	0
Forcible Sodomy	0	0	0	0
Sexual Assault w/Object	0	0	0	0
Forcible Fondling	2	0	0	0
Incest	1	0	0	0
Statutory Rape	1	1	1	0
Aggravated Assault	29	16	10	0
Simple Assault	114	52	40	4
Intimidation	32	4	4	0
Stalking	0	0	0	0
<b>Crimes Against Property</b>				
Arson	2	0	0	0
Bribery	0	0	0	0
Burglary	22	1	7	0
Counterfeiting/Forgery	6	3	1	0
Destruction/Damage/Vandalism	47	6	1	1
Embezzlement	0	0	0	0
Extortion/Blackmail	0	0	0	0
Fraud - False Pretenses	3	0	0	0
Fraud - Credit Card/ATM	2	0	0	0
Fraud - Impersonation	0	0	0	0
Fraud - Welfare	0	0	0	0
Fraud - Wire	0	0	0	0
Motor Vehicle Theft	7	1	1	0
Robbery	0	0	0	0
Stolen Property Offense	1	1	1	0
Theft - Pocket Picking	1	0	0	0
Theft - Purse Snatching	0	0	0	0
Theft - Shoplifting	0	0	0	0
Theft from Building	12	2	2	0
Theft from Coin Machine	0	0	0	0
Theft from Motor Vehicle	16	1	0	0
Theft of Motor Vehicle Parts	5	0	0	0
Theft - All Other Larceny	81	14	11	0
<b>Crimes Against Society</b>				
Drug/Narcotic Violations	40	28	17	13
Drug/Narcotic Equipment Violations	18	13	4	0
Gambling-Betting/Wagering	0	0	0	0
Gambling-Operating/Promoting	0	0	0	0
Gambling-Equipment Violation	0	0	0	0
Gambling-Sports Tampering	0	0	0	0
Pornography/Obscene Materials	0	0	0	0
Prostitution	0	0	0	0
Prostitution-Assisting/Promoting	0	0	0	0
Weapon Law Violations	1	1	1	0
<b>Total Group A Offenses</b>	<b>444</b>	<b>144</b>	<b>101</b>	<b>18</b>



# Lincoln County Sheriff's Department

**2001 Population Estimate**                      **31,340**

No. of Municipal Police Depts.                      1

**Offense Overview**

Offense Total    1,020

Number Cleared    287

Percent Cleared    28.1%

Group A Crimes per 100,000  
population    3,254.6

**Arrest Overview**

Total Arrests    859

Adult Arrests    822

Juvenile Arrests    37

Unknown Age

Arrests per 100,000 population                      2,740.9

Avg. number offenses/incident                      1.22

<b>Domestic Violence Victims</b>		
Offense	Total	Arrests
Murder	1	1
Aggravated Assault	15	9
Simple Assault	94	66
Intimidation	10	2
Stalking	0	0
Forcible Rape	1	1
Forcible Sodomy	0	0
Sexual Assault w/Object	1	0
Forcible Fondling	4	1
Incest	1	0
Statutory Rape	0	0
Kidnapping/Abduction	1	2
<b>Total</b>	<b>128</b>	<b>82</b>

<b>TIBRS Group B Arrests</b>		
Offense	Adult	Juvenile
Bad Checks	123	0
Curfew/Vagrancy	0	2
Disorderly Conduct	32	0
DUI	71	0
Drunkenness	63	0
Family-Non Violent	1	0
Liquor Law Violation	2	0
Peeping Tom	0	0
Runaway	0	12
Trespass	11	0
All Other Offense	263	3
<b>Total Group B</b>	<b>566</b>	<b>17</b>

<b>TIBRS Group A Offenses</b>	<b>Offenses</b>		<b>Arrests</b>	
	<b>Reported</b>	<b>Cleared</b>	<b>Adult</b>	<b>Juvenile</b>
<b>Crimes Against Persons</b>				
Murder	2	1	0	1
Negligent Manslaughter	0	0	0	0
Kidnapping/Abduction	1	1	2	0
Forcible Rape	2	1	1	0
Forcible Sodomy	0	0	0	0
Sexual Assault w/Object	2	0	0	0
Forcible Fondling	4	1	1	0
Incest	1	0	0	0
Statutory Rape	0	0	0	0
Aggravated Assault	41	27	22	1
Simple Assault	163	105	108	2
Intimidation	32	11	10	0
Stalking	0	0	0	0
<b>Crimes Against Property</b>				
Arson	0	0	0	0
Bribery	0	0	0	0
Burglary	163	13	17	0
Counterfeiting/Forgery	22	5	4	0
Destruction/Damage/Vandalism	245	28	16	7
Embezzlement	0	0	0	0
Extortion/Blackmail	0	0	0	0
Fraud - False Pretenses	10	4	3	0
Fraud - Credit Card/ATM	4	0	0	0
Fraud - Impersonation	13	3	2	0
Fraud - Welfare	0	0	0	0
Fraud - Wire	0	0	0	0
Motor Vehicle Theft	37	9	3	5
Robbery	4	1	1	0
Stolen Property Offense	1	1	1	0
Theft - Pocket Picking	0	0	0	0
Theft - Purse Snatching	0	0	0	0
Theft - Shoplifting	1	0	0	0
Theft from Building	24	4	2	0
Theft from Coin Machine	2	0	0	0
Theft from Motor Vehicle	57	3	4	0
Theft of Motor Vehicle Parts	24	2	1	0
Theft - All Other Larceny	110	12	10	1
<b>Crimes Against Society</b>				
Drug/Narcotic Violations	44	44	43	3
Drug/Narcotic Equipment Violations	10	10	4	0
Gambling-Betting/Wagering	0	0	0	0
Gambling-Operating/Promoting	0	0	0	0
Gambling-Equipment Violation	0	0	0	0
Gambling-Sports Tampering	0	0	0	0
Pornography/Obscene Materials	0	0	0	0
Prostitution	0	0	0	0
Prostitution-Assisting/Promoting	0	0	0	0
Weapon Law Violations	1	1	1	0
<b>Total Group A Offenses</b>	<b>1,020</b>	<b>287</b>	<b>256</b>	<b>20</b>



# Loudon County Sheriff's Department

**2001 Population Estimate** 39,086

No. of Municipal Police Depts. 2

## Offense Overview

Offense Total 1,306

Number Cleared 496

Percent Cleared 38.0%

Group A Crimes per 100,000 population

3,341.3

## Arrest Overview

Total Arrests 1,299

Adult Arrests 1,103

Juvenile Arrests 195

Unknown Age 1

Arrests per 100,000 population

3,323.4

Avg. number offenses/incident

1.09

## Domestic Violence Victims

Offense	Total	Arrests
Murder	0	0
Aggravated Assault	31	21
Simple Assault	107	56
Intimidation	22	4
Stalking	0	0
Forcible Rape	0	0
Forcible Sodomy	0	0
Sexual Assault w/Object	0	0
Forcible Fondling	5	1
Incest	0	0
Statutory Rape	0	0
Kidnapping/Abduction	0	0
<b>Total</b>	<b>165</b>	<b>82</b>

## TIBRS Group B Arrests

Offense	Adult	Juvenile
Bad Checks	83	0
Curfew/Vagrancy	0	0
Disorderly Conduct	6	0
DUI	92	1
Drunkenness	74	0
Family-Non Violent	39	0
Liquor Law Violation	9	0
Peeping Tom	0	0
Runaway	0	8
Trespass	8	0
All Other Offense	390	146
<b>Total Group B</b>	<b>701</b>	<b>155</b>

TIBRS Group A Offenses	Offenses		Arrests	
	Reported	Cleared	Adult	Juvenile
<b>Crimes Against Persons</b>				
Murder	1	1	1	0
Negligent Manslaughter	0	0	0	0
Kidnapping/Abduction	0	0	0	0
Forcible Rape	2	1	1	0
Forcible Sodomy	0	0	0	0
Sexual Assault w/Object	0	0	0	0
Forcible Fondling	8	4	2	0
Incest	0	0	0	0
Statutory Rape	5	4	4	0
Aggravated Assault	71	44	38	1
Simple Assault	178	95	74	10
Intimidation	86	24	13	7
Stalking	6	4	2	0
<b>Crimes Against Property</b>				
Arson	0	0	0	0
Bribery	0	0	0	0
Burglary	130	16	17	2
Counterfeiting/Forgery	11	7	7	0
Destruction/Damage/Vandalism	109	15	10	11
Embezzlement	7	2	2	0
Extortion/Blackmail	0	0	0	0
Fraud - False Pretenses	20	6	7	0
Fraud - Credit Card/ATM	12	2	1	0
Fraud - Impersonation	7	6	6	0
Fraud - Welfare	0	0	0	0
Fraud - Wire	0	0	0	0
Motor Vehicle Theft	48	12	7	1
Robbery	6	2	4	0
Stolen Property Offense	5	5	6	0
Theft - Pocket Picking	0	0	0	0
Theft - Purse Snatching	1	0	0	0
Theft - Shoplifting	2	1	0	1
Theft from Building	109	15	11	1
Theft from Coin Machine	18	1	2	0
Theft from Motor Vehicle	59	7	5	0
Theft of Motor Vehicle Parts	39	3	2	0
Theft - All Other Larceny	152	9	10	0
<b>Crimes Against Society</b>				
Drug/Narcotic Violations	142	141	142	5
Drug/Narcotic Equipment Violations	52	51	15	1
Gambling-Betting/Wagering	0	0	0	0
Gambling-Operating/Promoting	0	0	0	0
Gambling-Equipment Violation	0	0	0	0
Gambling-Sports Tampering	0	0	0	0
Pornography/Obscene Materials	2	0	0	0
Prostitution	1	1	1	0
Prostitution-Assisting/Promoting	0	0	0	0
Weapon Law Violations	17	17	12	0
<b>Total Group A Offenses</b>	<b>1,306</b>	<b>496</b>	<b>402</b>	<b>40</b>



# Macon County Sheriff's Department

<b>2001 Population Estimate</b>	<b>20,386</b>
No. of Municipal Police Depts.	2
<b>Offense Overview</b>	
Offense Total	595
Number Cleared	372
Percent Cleared	62.5%
Group A Crimes per 100,000 population	2,918.7
<b>Arrest Overview</b>	
Total Arrests	1,008
Adult Arrests	797
Juvenile Arrests	210
Unknown Age	1
Arrests per 100,000 population	4,944.6
Avg. number offenses/incident	1.10

Domestic Violence Victims		
Offense	Total	Arrests
Murder	0	0
Aggravated Assault	5	5
Simple Assault	45	44
Intimidation	0	0
Stalking	0	0
Forcible Rape	0	0
Forcible Sodomy	0	0
Sexual Assault w/Object	0	0
Forcible Fondling	0	0
Incest	0	0
Statutory Rape	0	0
Kidnapping/Abduction	0	0
<b>Total</b>	<b>50</b>	<b>49</b>

TIBRS Group B Arrests		
Offense	Adult	Juvenile
Bad Checks	48	0
Curfew/Vagrancy	0	0
Disorderly Conduct	14	1
DUI	105	0
Drunkenness	70	6
Family-Non Violent	0	0
Liquor Law Violation	1	0
Peeping Tom	0	0
Runaway	0	0
Trespass	19	1
All Other Offense	269	128
<b>Total Group B</b>	<b>526</b>	<b>136</b>

TIBRS Group A Offenses	Offenses		Arrests	
	Reported	Cleared	Adult	Juvenile
<b>Crimes Against Persons</b>				
Murder	0	0	0	0
Negligent Manslaughter	0	0	0	0
Kidnapping/Abduction	3	2	1	0
Forcible Rape	0	0	0	0
Forcible Sodomy	0	0	0	0
Sexual Assault w/Object	0	0	0	0
Forcible Fondling	4	3	1	1
Incest	0	0	0	0
Statutory Rape	1	1	1	0
Aggravated Assault	45	39	31	6
Simple Assault	159	132	118	10
Intimidation	22	13	13	0
Stalking	1	1	1	0
<b>Crimes Against Property</b>				
Arson	3	2	2	0
Bribery	0	0	0	0
Burglary	21	9	13	1
Counterfeiting/Forgery	10	5	6	0
Destruction/Damage/Vandalism	151	78	25	41
Embezzlement	0	0	0	0
Extortion/Blackmail	0	0	0	0
Fraud - False Pretenses	0	0	0	0
Fraud - Credit Card/ATM	0	0	0	0
Fraud - Impersonation	1	1	1	0
Fraud - Welfare	0	0	0	0
Fraud - Wire	0	0	0	0
Motor Vehicle Theft	24	16	12	3
Robbery	1	1	1	0
Stolen Property Offense	0	0	0	0
Theft - Pocket Picking	1	0	0	0
Theft - Purse Snatching	0	0	0	0
Theft - Shoplifting	0	0	0	0
Theft from Building	17	5	2	0
Theft from Coin Machine	0	0	0	0
Theft from Motor Vehicle	10	1	2	0
Theft of Motor Vehicle Parts	0	0	0	0
Theft - All Other Larceny	76	22	17	3
<b>Crimes Against Society</b>				
Drug/Narcotic Violations	28	26	19	7
Drug/Narcotic Equipment Violations	11	10	2	2
Gambling-Betting/Wagering	0	0	0	0
Gambling-Operating/Promoting	0	0	0	0
Gambling-Equipment Violation	0	0	0	0
Gambling-Sports Tampering	0	0	0	0
Pornography/Obscene Materials	0	0	0	0
Prostitution	0	0	0	0
Prostitution-Assisting/Promoting	0	0	0	0
Weapon Law Violations	6	5	3	0
<b>Total Group A Offenses</b>	<b>595</b>	<b>372</b>	<b>271</b>	<b>74</b>



# Madison County Sheriff's Department

**2001 Population Estimate**                      **91,837**

No. of Municipal Police Depts.                      1

**Offense Overview**

Offense Total    2,281

Number Cleared    659

Percent Cleared    28.9%

Group A Crimes per 100,000  
population

2,483.7

**Arrest Overview**

Total Arrests    1,744

Adult Arrests    1,629

Juvenile Arrests    115

Unknown Age    0

Arrests per 100,000 population

1,899.0

Avg. number offenses/incident

1.13

**Domestic Violence Victims**

Offense	Total	Arrests
Murder	0	0
Aggravated Assault	52	32
Simple Assault	199	86
Intimidation	74	7
Stalking	3	1
Forcible Rape	3	2
Forcible Sodomy	2	0
Sexual Assault w/Object	0	0
Forcible Fondling	7	1
Incest	0	0
Statutory Rape	0	0
Kidnapping/Abduction	0	0
<b>Total</b>	<b>340</b>	<b>129</b>

**TIBRS Group B Arrests**

Offense	Adult	Juvenile
Bad Checks	701	1
Curfew/Vagrancy	0	0
Disorderly Conduct	3	2
DUI	54	0
Drunkenness	31	0
Family-Non Violent	0	0
Liquor Law Violation	10	5
Peeping Tom	0	0
Runaway	0	26
Trespass	5	0
All Other Offense	508	9
<b>Total Group B</b>	<b>1,312</b>	<b>43</b>

TIBRS Group A Offenses	Offenses		Arrests	
	Reported	Cleared	Adult	Juvenile
<b>Crimes Against Persons</b>				
Murder	3	1	0	3
Negligent Manslaughter	0	0	0	0
Kidnapping/Abduction	0	0	0	0
Forcible Rape	14	4	3	0
Forcible Sodomy	3	0	0	0
Sexual Assault w/Object	0	0	0	0
Forcible Fondling	17	6	2	0
Incest	0	0	0	0
Statutory Rape	4	1	1	0
Aggravated Assault	138	84	46	12
Simple Assault	444	244	129	41
Intimidation	246	93	16	1
Stalking	8	3	1	0
<b>Crimes Against Property</b>				
Arson	4	1	1	0
Bribery	2	0	0	0
Burglary	243	20	3	5
Counterfeiting/Forgery	31	7	6	0
Destruction/Damage/Vandalism	344	55	16	3
Embezzlement	2	1	0	0
Extortion/Blackmail	2	1	0	0
Fraud - False Pretenses	13	5	2	0
Fraud - Credit Card/ATM	13	0	0	0
Fraud - Impersonation	32	14	11	0
Fraud - Welfare	0	0	0	0
Fraud - Wire	0	0	0	0
Motor Vehicle Theft	78	4	3	0
Robbery	5	0	0	0
Stolen Property Offense	1	1	2	0
Theft - Pocket Picking	0	0	0	0
Theft - Purse Snatching	0	0	0	0
Theft - Shoplifting	15	4	4	0
Theft from Building	69	11	5	0
Theft from Coin Machine	3	1	0	0
Theft from Motor Vehicle	71	6	3	0
Theft of Motor Vehicle Parts	46	4	2	0
Theft - All Other Larceny	351	24	15	2
<b>Crimes Against Society</b>				
Drug/Narcotic Violations	45	34	28	4
Drug/Narcotic Equipment Violations	20	19	9	0
Gambling-Betting/Wagering	0	0	0	0
Gambling-Operating/Promoting	0	0	0	0
Gambling-Equipment Violation	0	0	0	0
Gambling-Sports Tampering	0	0	0	0
Pornography/Obscene Materials	1	0	0	0
Prostitution	2	2	1	0
Prostitution-Assisting/Promoting	0	0	0	0
Weapon Law Violations	11	9	8	1
<b>Total Group A Offenses</b>	<b>2,281</b>	<b>659</b>	<b>317</b>	<b>72</b>





# Marion County Sheriff's Department

<b>2001 Population Estimate</b>	<b>27,776</b>
No. of Municipal Police Depts.	5
<b>Offense Overview</b>	
Offense Total	1,105
Number Cleared	476
Percent Cleared	43.1%
Group A Crimes per 100,000 population	3,978.3
<b>Arrest Overview</b>	
Total Arrests	924
Adult Arrests	923
Juvenile Arrests	0
Unknown Age	1
Arrests per 100,000 population	3,326.6
Avg. number offenses/incident	1.18

Domestic Violence Victims		
Offense	Total	Arrests
Murder	1	0
Aggravated Assault	33	17
Simple Assault	105	42
Intimidation	28	5
Stalking	5	1
Forcible Rape	0	0
Forcible Sodomy	0	0
Sexual Assault w/Object	0	0
Forcible Fondling	0	0
Incest	0	0
Statutory Rape	0	0
Kidnapping/Abduction	8	0
<b>Total</b>	<b>180</b>	<b>65</b>

TIBRS Group B Arrests		
Offense	Adult	Juvenile
Bad Checks	11	0
Curfew/Vagrancy	0	0
Disorderly Conduct	17	0
DUI	17	0
Drunkenness	89	0
Family-Non Violent	3	0
Liquor Law Violation	5	0
Peeping Tom	0	0
Runaway	0	0
Trespass	27	0
All Other Offense	410	0
<b>Total Group B</b>	<b>579</b>	<b>0</b>

TIBRS Group A Offenses	Offenses		Arrests	
	Reported	Cleared	Adult	Juvenile
<b>Crimes Against Persons</b>				
Murder	1	1	0	0
Negligent Manslaughter	0	0	0	0
Kidnapping/Abduction	13	4	0	0
Forcible Rape	0	0	0	0
Forcible Sodomy	0	0	0	0
Sexual Assault w/Object	0	0	0	0
Forcible Fondling	2	1	2	0
Incest	0	0	0	0
Statutory Rape	1	0	0	0
Aggravated Assault	121	80	56	0
Simple Assault	212	127	96	0
Intimidation	75	23	18	0
Stalking	14	8	6	0
<b>Crimes Against Property</b>				
Arson	4	0	0	0
Bribery	0	0	0	0
Burglary	80	14	10	0
Counterfeiting/Forgery	0	0	0	0
Destruction/Damage/Vandalism	152	37	23	0
Embezzlement	0	0	0	0
Extortion/Blackmail	0	0	0	0
Fraud - False Pretenses	3	0	0	0
Fraud - Credit Card/ATM	1	0	0	0
Fraud - Impersonation	0	0	0	0
Fraud - Welfare	0	0	0	0
Fraud - Wire	0	0	0	0
Motor Vehicle Theft	82	20	18	0
Robbery	0	0	0	0
Stolen Property Offense	0	0	0	0
Theft - Pocket Picking	1	0	0	0
Theft - Purse Snatching	7	2	1	0
Theft - Shoplifting	4	2	2	0
Theft from Building	78	17	15	0
Theft from Coin Machine	2	0	0	0
Theft from Motor Vehicle	53	10	5	0
Theft of Motor Vehicle Parts	14	1	0	0
Theft - All Other Larceny	57	10	15	0
<b>Crimes Against Society</b>				
Drug/Narcotic Violations	60	56	48	0
Drug/Narcotic Equipment Violations	62	57	28	0
Gambling-Betting/Wagering	0	0	0	0
Gambling-Operating/Promoting	0	0	0	0
Gambling-Equipment Violation	0	0	0	0
Gambling-Sports Tampering	0	0	0	0
Pornography/Obscene Materials	0	0	0	0
Prostitution	0	0	0	0
Prostitution-Assisting/Promoting	0	0	0	0
Weapon Law Violations	6	6	1	0
<b>Total Group A Offenses</b>	<b>1,105</b>	<b>476</b>	<b>344</b>	<b>0</b>



# Marshall County Sheriff's Department

**2001 Population Estimate**                      **26,767**

No. of Municipal Police Depts.                      4

**Offense Overview**

Offense Total    559

Number Cleared    162

Percent Cleared    29.0%

Group A Crimes per 100,000  
population

2,088.4

**Arrest Overview**

Total Arrests    464

Adult Arrests    451

Juvenile Arrests    11

Unknown Age    2

Arrests per 100,000 population

1,733.5

Avg. number offenses/incident

1.07

**Domestic Violence Victims**

Offense	Total	Arrests
Murder	1	1
Aggravated Assault	19	10
Simple Assault	82	43
Intimidation	14	1
Stalking	0	0
Forcible Rape	0	0
Forcible Sodomy	0	0
Sexual Assault w/Object	2	0
Forcible Fondling	4	0
Incest	0	0
Statutory Rape	0	0
Kidnapping/Abduction	0	0
<b>Total</b>	<b>122</b>	<b>55</b>

**TIBRS Group B Arrests**

Offense	Adult	Juvenile
Bad Checks	84	0
Curfew/Vagrancy	0	0
Disorderly Conduct	2	0
DUI	27	0
Drunkenness	12	0
Family-Non Violent	0	0
Liquor Law Violation	0	0
Peeping Tom	0	0
Runaway	0	2
Trespass	7	0
All Other Offense	167	1
<b>Total Group B</b>	<b>299</b>	<b>3</b>

TIBRS Group A Offenses	Offenses		Arrests	
	Reported	Cleared	Adult	Juvenile
<b>Crimes Against Persons</b>				
Murder	2	2	2	0
Negligent Manslaughter	0	0	0	0
Kidnapping/Abduction	0	0	0	0
Forcible Rape	2	1	0	0
Forcible Sodomy	0	0	0	0
Sexual Assault w/Object	3	0	0	0
Forcible Fondling	4	0	0	0
Incest	0	0	0	0
Statutory Rape	3	3	4	1
Aggravated Assault	41	29	21	1
Simple Assault	135	73	67	3
Intimidation	62	7	4	0
Stalking	3	0	0	0
<b>Crimes Against Property</b>				
Arson	2	1	0	0
Bribery	0	0	0	0
Burglary	57	4	11	2
Counterfeiting/Forgery	6	1	1	0
Destruction/Damage/Vandalism	65	7	10	0
Embezzlement	0	0	0	0
Extortion/Blackmail	0	0	0	0
Fraud - False Pretenses	8	3	3	0
Fraud - Credit Card/ATM	1	0	0	0
Fraud - Impersonation	2	0	0	0
Fraud - Welfare	0	0	0	0
Fraud - Wire	0	0	0	0
Motor Vehicle Theft	11	2	2	0
Robbery	1	0	0	0
Stolen Property Offense	0	0	0	0
Theft - Pocket Picking	0	0	0	0
Theft - Purse Snatching	0	0	0	0
Theft - Shoplifting	0	0	0	0
Theft from Building	20	3	1	0
Theft from Coin Machine	0	0	0	0
Theft from Motor Vehicle	22	4	4	0
Theft of Motor Vehicle Parts	19	1	2	0
Theft - All Other Larceny	74	7	7	0
<b>Crimes Against Society</b>				
Drug/Narcotic Violations	12	11	11	1
Drug/Narcotic Equipment Violations	1	1	1	0
Gambling-Betting/Wagering	0	0	0	0
Gambling-Operating/Promoting	0	0	0	0
Gambling-Equipment Violation	1	0	0	0
Gambling-Sports Tampering	0	0	0	0
Pornography/Obscene Materials	1	1	1	0
Prostitution	0	0	0	0
Prostitution-Assisting/Promoting	0	0	0	0
Weapon Law Violations	1	1	0	0
<b>Total Group A Offenses</b>	<b>559</b>	<b>162</b>	<b>152</b>	<b>8</b>



# Maury County Sheriff's Department

**2001 Population Estimate**                      **69,498**  
 No. of Municipal Police Depts.                      3

**Offense Overview**  
 Offense Total    2,127  
 Number Cleared    706  
 Percent Cleared    33.2%

Group A Crimes per 100,000  
 population    3,060.5

**Arrest Overview**  
 Total Arrests    1,416  
 Adult Arrests    1,134  
 Juvenile Arrests    282  
 Unknown Age

Arrests per 100,000 population                      2,037.5

Avg. number offenses/incident                      1.13

<b>Domestic Violence Victims</b>		
Offense	Total	Arrests
Murder	0	0
Aggravated Assault	46	35
Simple Assault	218	138
Intimidation	124	17
Stalking	0	0
Forcible Rape	9	2
Forcible Sodomy	0	0
Sexual Assault w/Object	1	0
Forcible Fondling	9	1
Incest	0	0
Statutory Rape	0	0
Kidnapping/Abduction	2	2
<b>Total</b>	<b>409</b>	<b>195</b>

<b>TIBRS Group B Arrests</b>		
Offense	Adult	Juvenile
Bad Checks	161	1
Curfew/Vagrancy	0	1
Disorderly Conduct	21	14
DUI	57	1
Drunkenness	94	6
Family-Non Violent	187	0
Liquor Law Violation	25	18
Peeping Tom	0	0
Runaway	0	41
Trespass	6	5
All Other Offense	48	81
<b>Total Group B</b>	<b>599</b>	<b>168</b>

<b>TIBRS Group A Offenses</b>	<b>Offenses</b>		<b>Arrests</b>	
	<b>Reported</b>	<b>Cleared</b>	<b>Adult</b>	<b>Juvenile</b>
<b>Crimes Against Persons</b>				
Murder	2	2	1	0
Negligent Manslaughter	0	0	0	0
Kidnapping/Abduction	4	2	3	0
Forcible Rape	22	4	4	0
Forcible Sodomy	3	0	0	0
Sexual Assault w/Object	1	0	0	0
Forcible Fondling	25	6	4	0
Incest	0	0	0	0
Statutory Rape	5	1	0	0
Aggravated Assault	102	76	59	5
Simple Assault	429	263	208	29
Intimidation	251	29	28	1
Stalking	5	1	1	0
<b>Crimes Against Property</b>				
Arson	4	2	3	0
Bribery	0	0	0	0
Burglary	167	20	19	14
Counterfeiting/Forgery	5	1	1	0
Destruction/Damage/Vandalism	360	50	35	12
Embezzlement	0	0	0	0
Extortion/Blackmail	0	0	0	0
Fraud - False Pretenses	3	0	0	0
Fraud - Credit Card/ATM	9	4	5	0
Fraud - Impersonation	30	18	13	0
Fraud - Welfare	0	0	0	0
Fraud - Wire	0	0	0	0
Motor Vehicle Theft	68	29	15	14
Robbery	9	4	5	0
Stolen Property Offense	6	5	3	0
Theft - Pocket Picking	2	0	0	0
Theft - Purse Snatching	0	0	0	0
Theft - Shoplifting	1	1	1	0
Theft from Building	26	7	4	1
Theft from Coin Machine	1	0	0	0
Theft from Motor Vehicle	65	4	8	0
Theft of Motor Vehicle Parts	69	4	6	0
Theft - All Other Larceny	296	22	20	2
<b>Crimes Against Society</b>				
Drug/Narcotic Violations	88	84	70	22
Drug/Narcotic Equipment Violations	46	44	9	4
Gambling-Betting/Wagering	1	1	0	1
Gambling-Operating/Promoting	0	0	0	0
Gambling-Equipment Violation	1	1	0	1
Gambling-Sports Tampering	0	0	0	0
Pornography/Obscene Materials	0	0	0	0
Prostitution	0	0	0	0
Prostitution-Assisting/Promoting	0	0	0	0
Weapon Law Violations	21	21	10	8
<b>Total Group A Offenses</b>	<b>2,127</b>	<b>706</b>	<b>535</b>	<b>114</b>



# McMinn County Sheriff's Department

**2001 Population Estimate**                      **49,015**  
 No. of Municipal Police Depts.                      5

**Offense Overview**  
 Offense Total    1,889  
 Number Cleared    677  
 Percent Cleared    35.8%

Group A Crimes per 100,000  
 population    3,853.9

**Arrest Overview**  
 Total Arrests    1,643  
 Adult Arrests    1,530  
 Juvenile Arrests    113  
 Unknown Age    0

Arrests per 100,000 population                      3,352.0

Avg. number offenses/incident                      1.18

<b>Domestic Violence Victims</b>		
Offense	Total	Arrests
Murder	0	0
Aggravated Assault	43	19
Simple Assault	133	56
Intimidation	14	2
Stalking	2	1
Forcible Rape	4	1
Forcible Sodomy	0	0
Sexual Assault w/Object	1	0
Forcible Fondling	2	0
Incest	0	0
Statutory Rape	0	0
Kidnapping/Abduction	2	1
<b>Total</b>	<b>201</b>	<b>80</b>

<b>TIBRS Group B Arrests</b>		
Offense	Adult	Juvenile
Bad Checks	123	0
Curfew/Vagrancy	0	0
Disorderly Conduct	2	2
DUI	79	0
Drunkenness	61	0
Family-Non Violent	37	0
Liquor Law Violation	2	2
Peeping Tom	0	0
Runaway	0	5
Trespass	19	2
All Other Offense	705	19
<b>Total Group B</b>	<b>1,028</b>	<b>30</b>

<b>TIBRS Group A Offenses</b>	<b>Offenses</b>		<b>Arrests</b>	
	Reported	Cleared	Adult	Juvenile
<b>Crimes Against Persons</b>				
Murder	0	0	0	0
Negligent Manslaughter	0	0	0	0
Kidnapping/Abduction	4	2	2	0
Forcible Rape	8	2	1	0
Forcible Sodomy	1	1	0	1
Sexual Assault w/Object	2	0	0	0
Forcible Fondling	6	0	0	0
Incest	0	0	0	0
Statutory Rape	3	2	2	0
Aggravated Assault	168	77	51	4
Simple Assault	298	134	99	29
Intimidation	101	19	15	0
Stalking	7	3	3	0
<b>Crimes Against Property</b>				
Arson	3	0	0	0
Bribery	0	0	0	0
Burglary	289	39	34	8
Counterfeiting/Forgery	8	3	2	0
Destruction/Damage/Vandalism	200	30	22	7
Embezzlement	3	0	0	0
Extortion/Blackmail	0	0	0	0
Fraud - False Pretenses	31	5	4	0
Fraud - Credit Card/ATM	4	1	0	0
Fraud - Impersonation	0	0	0	0
Fraud - Welfare	0	0	0	0
Fraud - Wire	0	0	0	0
Motor Vehicle Theft	59	10	8	0
Robbery	5	3	3	0
Stolen Property Offense	7	7	6	3
Theft - Pocket Picking	2	1	0	2
Theft - Purse Snatching	0	0	0	0
Theft - Shoplifting	4	2	2	0
Theft from Building	110	18	16	5
Theft from Coin Machine	1	0	0	0
Theft from Motor Vehicle	54	7	2	0
Theft of Motor Vehicle Parts	38	2	1	0
Theft - All Other Larceny	175	13	13	3
<b>Crimes Against Society</b>				
Drug/Narcotic Violations	171	169	157	18
Drug/Narcotic Equipment Violations	94	94	41	0
Gambling-Betting/Wagering	0	0	0	0
Gambling-Operating/Promoting	0	0	0	0
Gambling-Equipment Violation	0	0	0	0
Gambling-Sports Tampering	0	0	0	0
Pornography/Obscene Materials	0	0	0	0
Prostitution	2	2	3	0
Prostitution-Assisting/Promoting	0	0	0	0
Weapon Law Violations	31	31	15	3
<b>Total Group A Offenses</b>	<b>1,889</b>	<b>677</b>	<b>502</b>	<b>83</b>



# McNairy County Sheriff's Department

<b>2001 Population Estimate</b>	<b>24,653</b>
No. of Municipal Police Depts.	3
<b>Offense Overview</b>	
Offense Total	626
Number Cleared	142
Percent Cleared	22.7%
Group A Crimes per 100,000 population	2,539.2
<b>Arrest Overview</b>	
Total Arrests	247
Adult Arrests	238
Juvenile Arrests	9
Unknown Age	0
Arrests per 100,000 population	1,001.9
Avg. number offenses/incident	1.07

Domestic Violence Victims		
Offense	Total	Arrests
Murder	0	0
Aggravated Assault	12	10
Simple Assault	55	44
Intimidation	0	0
Stalking	0	0
Forcible Rape	0	0
Forcible Sodomy	0	0
Sexual Assault w/Object	0	0
Forcible Fondling	0	0
Incest	0	0
Statutory Rape	0	0
Kidnapping/Abduction	0	0
<b>Total</b>	<b>67</b>	<b>54</b>

TIBRS Group B Arrests		
Offense	Adult	Juvenile
Bad Checks	0	0
Curfew/Vagrancy	0	0
Disorderly Conduct	14	2
DUI	31	1
Drunkenness	38	0
Family-Non Violent	0	0
Liquor Law Violation	0	0
Peeping Tom	0	0
Runaway	0	0
Trespass	1	0
All Other Offense	20	4
<b>Total Group B</b>	<b>104</b>	<b>7</b>

TIBRS Group A Offenses	Offenses		Arrests	
	Reported	Cleared	Adult	Juvenile
<b>Crimes Against Persons</b>				
Murder	0	0	0	0
Negligent Manslaughter	0	0	0	0
Kidnapping/Abduction	0	0	0	0
Forcible Rape	1	1	1	0
Forcible Sodomy	0	0	0	0
Sexual Assault w/Object	0	0	0	0
Forcible Fondling	0	0	0	0
Incest	0	0	0	0
Statutory Rape	0	0	0	0
Aggravated Assault	33	25	22	1
Simple Assault	122	58	57	0
Intimidation	0	0	0	0
Stalking	2	0	0	0
<b>Crimes Against Property</b>				
Arson	0	0	0	0
Bribery	0	0	0	0
Burglary	84	7	11	0
Counterfeiting/Forgery	13	3	3	0
Destruction/Damage/Vandalism	96	6	5	0
Embezzlement	0	0	0	0
Extortion/Blackmail	0	0	0	0
Fraud - False Pretenses	0	0	0	0
Fraud - Credit Card/ATM	2	1	0	0
Fraud - Impersonation	2	0	0	0
Fraud - Welfare	0	0	0	0
Fraud - Wire	0	0	0	0
Motor Vehicle Theft	45	3	3	0
Robbery	14	5	6	0
Stolen Property Offense	0	0	0	0
Theft - Pocket Picking	0	0	0	0
Theft - Purse Snatching	0	0	0	0
Theft - Shoplifting	0	0	0	0
Theft from Building	72	7	7	0
Theft from Coin Machine	0	0	0	0
Theft from Motor Vehicle	22	0	0	0
Theft of Motor Vehicle Parts	17	0	0	0
Theft - All Other Larceny	83	9	7	0
<b>Crimes Against Society</b>				
Drug/Narcotic Violations	10	10	11	1
Drug/Narcotic Equipment Violations	7	7	1	0
Gambling-Betting/Wagering	0	0	0	0
Gambling-Operating/Promoting	0	0	0	0
Gambling-Equipment Violation	0	0	0	0
Gambling-Sports Tampering	0	0	0	0
Pornography/Obscene Materials	0	0	0	0
Prostitution	0	0	0	0
Prostitution-Assisting/Promoting	0	0	0	0
Weapon Law Violations	1	0	0	0
<b>Total Group A Offenses</b>	<b>626</b>	<b>142</b>	<b>134</b>	<b>2</b>



# Meigs County Sheriff's Department

<b>2001 Population Estimate</b>	<b>11,086</b>
No. of Municipal Police Depts.	1
<b>Offense Overview</b>	
Offense Total	328
Number Cleared	56
Percent Cleared	17.1%
Group A Crimes per 100,000 population	
	2,958.7
<b>Arrest Overview</b>	
Total Arrests	439
Adult Arrests	433
Juvenile Arrests	0
Unknown Age	6
Arrests per 100,000 population	3,959.9
Avg. number offenses/incident	1.00

Domestic Violence Victims		
Offense	Total	Arrests
Murder	0	0
Aggravated Assault	0	0
Simple Assault	3	3
Intimidation	0	0
Stalking	0	0
Forcible Rape	0	0
Forcible Sodomy	0	0
Sexual Assault w/Object	0	0
Forcible Fondling	0	0
Incest	0	0
Statutory Rape	0	0
Kidnapping/Abduction	0	0
<b>Total</b>	<b>3</b>	<b>3</b>

TIBRS Group B Arrests		
Offense	Adult	Juvenile
Bad Checks	16	0
Curfew/Vagrancy	0	0
Disorderly Conduct	10	0
DUI	64	0
Drunkenness	32	0
Family-Non Violent	0	0
Liquor Law Violation	0	0
Peeping Tom	0	0
Runaway	0	0
Trespass	1	0
All Other Offense	264	0
<b>Total Group B</b>	<b>387</b>	<b>0</b>

TIBRS Group A Offenses	Offenses		Arrests	
	Reported	Cleared	Adult	Juvenile
<b>Crimes Against Persons</b>				
Murder	0	0	0	0
Negligent Manslaughter	0	0	0	0
Kidnapping/Abduction	0	0	0	0
Forcible Rape	0	0	0	0
Forcible Sodomy	0	0	0	0
Sexual Assault w/Object	0	0	0	0
Forcible Fondling	0	0	0	0
Incest	0	0	0	0
Statutory Rape	0	0	0	0
Aggravated Assault	5	3	1	0
Simple Assault	16	6	2	0
Intimidation	0	0	0	0
Stalking	0	0	0	0
<b>Crimes Against Property</b>				
Arson	0	0	0	0
Bribery	0	0	0	0
Burglary	146	1	0	0
Counterfeiting/Forgery	3	1	0	0
Destruction/Damage/Vandalism	52	1	0	0
Embezzlement	2	0	0	0
Extortion/Blackmail	0	0	0	0
Fraud - False Pretenses	0	0	0	0
Fraud - Credit Card/ATM	0	0	0	0
Fraud - Impersonation	0	0	0	0
Fraud - Welfare	0	0	0	0
Fraud - Wire	0	0	0	0
Motor Vehicle Theft	16	1	0	0
Robbery	0	0	0	0
Stolen Property Offense	0	0	0	0
Theft - Pocket Picking	0	0	0	0
Theft - Purse Snatching	0	0	0	0
Theft - Shoplifting	0	0	0	0
Theft from Building	4	0	0	0
Theft from Coin Machine	0	0	0	0
Theft from Motor Vehicle	14	0	0	0
Theft of Motor Vehicle Parts	11	0	0	0
Theft - All Other Larceny	16	0	0	0
<b>Crimes Against Society</b>				
Drug/Narcotic Violations	11	11	12	0
Drug/Narcotic Equipment Violations	32	32	31	0
Gambling-Betting/Wagering	0	0	0	0
Gambling-Operating/Promoting	0	0	0	0
Gambling-Equipment Violation	0	0	0	0
Gambling-Sports Tampering	0	0	0	0
Pornography/Obscene Materials	0	0	0	0
Prostitution	0	0	0	0
Prostitution-Assisting/Promoting	0	0	0	0
Weapon Law Violations	0	0	0	0
<b>Total Group A Offenses</b>	<b>328</b>	<b>56</b>	<b>46</b>	<b>0</b>



# Metro Hartsville/Trousdale County

**2001 Population Estimate** 7,259  
 No. of Municipal Police Depts. 0

**Offense Overview**  
 Offense Total 548  
 Number Cleared 230  
 Percent Cleared 42.0%

Group A Crimes per 100,000 population 7,549.2

**Arrest Overview**  
 Total Arrests 705  
 Adult Arrests 672  
 Juvenile Arrests 33  
 Unknown Age 0

Arrests per 100,000 population 9,712.1

Avg. number offenses/incident 1.02

Domestic Violence Victims		
Offense	Total	Arrests
Murder	0	0
Aggravated Assault	14	11
Simple Assault	24	21
Intimidation	1	1
Stalking	0	0
Forcible Rape	0	0
Forcible Sodomy	0	0
Sexual Assault w/Object	0	0
Forcible Fondling	2	0
Incest	2	0
Statutory Rape	0	0
Kidnapping/Abduction	0	0
<b>Total</b>	<b>43</b>	<b>33</b>

TIBRS Group B Arrests		
Offense	Adult	Juvenile
Bad Checks	82	0
Curfew/Vagrancy	0	0
Disorderly Conduct	17	1
DUI	60	0
Drunkenness	123	3
Family-Non Violent	2	1
Liquor Law Violation	5	2
Peeping Tom	1	0
Runaway	0	4
Trespass	5	0
All Other Offense	207	6
<b>Total Group B</b>	<b>502</b>	<b>17</b>

TIBRS Group A Offenses	Offenses		Arrests	
	Reported	Cleared	Adult	Juvenile
<b>Crimes Against Persons</b>				
Murder	0	0	0	0
Negligent Manslaughter	0	0	0	0
Kidnapping/Abduction	1	0	0	0
Forcible Rape	0	0	0	0
Forcible Sodomy	0	0	0	0
Sexual Assault w/Object	0	0	0	0
Forcible Fondling	4	2	0	0
Incest	2	2	0	0
Statutory Rape	3	3	3	0
Aggravated Assault	35	27	25	2
Simple Assault	72	51	48	0
Intimidation	14	5	4	0
Stalking	1	0	0	0
<b>Crimes Against Property</b>				
Arson	3	0	0	0
Bribery	0	0	0	0
Burglary	52	7	7	1
Counterfeiting/Forgery	71	45	10	0
Destruction/Damage/Vandalism	59	13	6	3
Embezzlement	1	0	0	0
Extortion/Blackmail	0	0	0	0
Fraud - False Pretenses	8	4	4	0
Fraud - Credit Card/ATM	3	2	2	0
Fraud - Impersonation	1	0	0	0
Fraud - Welfare	0	0	0	0
Fraud - Wire	0	0	0	0
Motor Vehicle Theft	7	5	0	0
Robbery	1	1	2	0
Stolen Property Offense	0	0	0	0
Theft - Pocket Picking	3	1	1	0
Theft - Purse Snatching	1	0	0	0
Theft - Shoplifting	9	7	6	1
Theft from Building	41	4	5	1
Theft from Coin Machine	1	1	1	0
Theft from Motor Vehicle	34	1	1	2
Theft of Motor Vehicle Parts	10	0	0	0
Theft - All Other Larceny	67	8	4	3
<b>Crimes Against Society</b>				
Drug/Narcotic Violations	33	30	29	3
Drug/Narcotic Equipment Violations	10	10	11	0
Gambling-Betting/Wagering	0	0	0	0
Gambling-Operating/Promoting	0	0	0	0
Gambling-Equipment Violation	0	0	0	0
Gambling-Sports Tampering	0	0	0	0
Pornography/Obscene Materials	0	0	0	0
Prostitution	0	0	0	0
Prostitution-Assisting/Promoting	0	0	0	0
Weapon Law Violations	1	1	1	0
<b>Total Group A Offenses</b>	<b>548</b>	<b>230</b>	<b>170</b>	<b>16</b>



# Monroe County Sheriff's Department

**2001 Population Estimate**                      **38,961**

No. of Municipal Police Depts.                      4

**Offense Overview**

Offense Total    2,177

Number Cleared    339

Percent Cleared    15.6%

Group A Crimes per 100,000  
population

5,587.6

**Arrest Overview**

Total Arrests    738

Adult Arrests    695

Juvenile Arrests    42

Unknown Age    1

Arrests per 100,000 population

1,894.2

Avg. number offenses/incident

1.12

**Domestic Violence Victims**

Offense	Total	Arrests
Murder	0	0
Aggravated Assault	88	28
Simple Assault	198	69
Intimidation	167	13
Stalking	3	0
Forcible Rape	3	0
Forcible Sodomy	1	0
Sexual Assault w/Object	0	0
Forcible Fondling	4	0
Incest	2	0
Statutory Rape	1	0
Kidnapping/Abduction	1	1
<b>Total</b>	<b>468</b>	<b>111</b>

**TIBRS Group B Arrests**

Offense	Adult	Juvenile
Bad Checks	0	0
Curfew/Vagrancy	0	0
Disorderly Conduct	12	0
DUI	42	1
Drunkenness	121	3
Family-Non Violent	3	1
Liquor Law Violation	7	3
Peeping Tom	0	0
Runaway	0	16
Trespass	8	2
All Other Offense	261	1
<b>Total Group B</b>	<b>454</b>	<b>27</b>

TIBRS Group A Offenses	Offenses		Arrests	
	Reported	Cleared	Adult	Juvenile
<b>Crimes Against Persons</b>				
Murder	0	0	0	0
Negligent Manslaughter	0	0	0	0
Kidnapping/Abduction	1	1	0	0
Forcible Rape	16	4	0	0
Forcible Sodomy	1	0	0	0
Sexual Assault w/Object	0	0	0	0
Forcible Fondling	10	3	1	1
Incest	2	0	0	0
Statutory Rape	10	3	4	0
Aggravated Assault	219	68	48	1
Simple Assault	351	113	88	7
Intimidation	474	30	17	1
Stalking	14	0	0	0
<b>Crimes Against Property</b>				
Arson	14	2	2	0
Bribery	0	0	0	0
Burglary	190	27	17	2
Counterfeiting/Forgery	20	3	1	0
Destruction/Damage/Vandalism	284	8	3	0
Embezzlement	8	3	2	0
Extortion/Blackmail	0	0	0	0
Fraud - False Pretenses	26	7	3	0
Fraud - Credit Card/ATM	10	0	0	0
Fraud - Impersonation	6	2	3	0
Fraud - Welfare	1	0	0	0
Fraud - Wire	0	0	0	0
Motor Vehicle Theft	69	6	4	0
Robbery	6	2	3	0
Stolen Property Offense	0	0	0	0
Theft - Pocket Picking	2	0	0	0
Theft - Purse Snatching	0	0	0	0
Theft - Shoplifting	3	1	1	0
Theft from Building	105	3	2	0
Theft from Coin Machine	1	0	0	0
Theft from Motor Vehicle	75	2	0	1
Theft of Motor Vehicle Parts	34	1	0	0
Theft - All Other Larceny	184	12	8	0
<b>Crimes Against Society</b>				
Drug/Narcotic Violations	28	27	24	2
Drug/Narcotic Equipment Violations	2	2	1	0
Gambling-Betting/Wagering	0	0	0	0
Gambling-Operating/Promoting	0	0	0	0
Gambling-Equipment Violation	0	0	0	0
Gambling-Sports Tampering	0	0	0	0
Pornography/Obscene Materials	3	2	2	0
Prostitution	0	0	0	0
Prostitution-Assisting/Promoting	0	0	0	0
Weapon Law Violations	8	7	7	0
<b>Total Group A Offenses</b>	<b>2,177</b>	<b>339</b>	<b>241</b>	<b>15</b>





# Montgomery County Sheriff's Department

**2001 Population Estimate**                      **134,768**  
 No. of Municipal Police Depts.                      1

**Offense Overview**  
 Offense Total    2,183  
 Number Cleared    553  
 Percent Cleared    25.3%

Group A Crimes per 100,000  
 population    1,619.8

**Arrest Overview**  
 Total Arrests    1,250  
 Adult Arrests    1,182  
 Juvenile Arrests    68  
 Unknown Age    0

Arrests per 100,000 population                      927.5

Avg. number offenses/incident                      1.15

<b>Domestic Violence Victims</b>		
Offense	Total	Arrests
Murder	0	0
Aggravated Assault	21	16
Simple Assault	176	108
Intimidation	33	1
Stalking	2	0
Forcible Rape	0	0
Forcible Sodomy	1	0
Sexual Assault w/Object	0	0
Forcible Fondling	10	2
Incest	1	0
Statutory Rape	2	0
Kidnapping/Abduction	2	0
<b>Total</b>	<b>248</b>	<b>127</b>

<b>TIBRS Group B Arrests</b>		
Offense	Adult	Juvenile
Bad Checks	448	0
Curfew/Vagrancy	0	0
Disorderly Conduct	4	8
DUI	183	0
Drunkenness	69	0
Family-Non Violent	1	0
Liquor Law Violation	7	2
Peeping Tom	0	0
Runaway	0	1
Trespass	4	0
All Other Offense	74	1
<b>Total Group B</b>	<b>790</b>	<b>12</b>

<b>TIBRS Group A Offenses</b>	<b>Offenses</b>		<b>Arrests</b>	
	<b>Reported</b>	<b>Cleared</b>	<b>Adult</b>	<b>Juvenile</b>
<b>Crimes Against Persons</b>				
Murder	0	0	0	0
Negligent Manslaughter	0	0	0	0
Kidnapping/Abduction	2	2	0	0
Forcible Rape	5	2	1	2
Forcible Sodomy	1	0	0	0
Sexual Assault w/Object	0	0	0	0
Forcible Fondling	22	7	4	1
Incest	2	0	0	0
Statutory Rape	8	2	1	0
Aggravated Assault	67	39	37	2
Simple Assault	440	205	172	7
Intimidation	247	13	8	1
Stalking	16	1	1	0
<b>Crimes Against Property</b>				
Arson	7	2	1	0
Bribery	0	0	0	0
Burglary	225	21	12	9
Counterfeiting/Forgery	43	9	7	1
Destruction/Damage/Vandalism	367	23	4	2
Embezzlement	1	0	0	0
Extortion/Blackmail	0	0	0	0
Fraud - False Pretenses	8	1	1	0
Fraud - Credit Card/ATM	11	1	2	0
Fraud - Impersonation	35	21	20	1
Fraud - Welfare	0	0	0	0
Fraud - Wire	1	0	0	0
Motor Vehicle Theft	46	7	3	3
Robbery	7	3	3	0
Stolen Property Offense	1	1	1	0
Theft - Pocket Picking	2	0	0	0
Theft - Purse Snatching	0	0	0	0
Theft - Shoplifting	7	1	2	0
Theft from Building	13	2	0	0
Theft from Coin Machine	2	0	0	0
Theft from Motor Vehicle	28	5	0	4
Theft of Motor Vehicle Parts	29	3	1	0
Theft - All Other Larceny	361	28	24	6
<b>Crimes Against Society</b>				
Drug/Narcotic Violations	96	82	65	12
Drug/Narcotic Equipment Violations	58	52	10	0
Gambling-Betting/Wagering	0	0	0	0
Gambling-Operating/Promoting	0	0	0	0
Gambling-Equipment Violation	0	0	0	0
Gambling-Sports Tampering	0	0	0	0
Pornography/Obscene Materials	2	1	1	0
Prostitution	0	0	0	0
Prostitution-Assisting/Promoting	0	0	0	0
Weapon Law Violations	23	19	11	5
<b>Total Group A Offenses</b>	<b>2,183</b>	<b>553</b>	<b>392</b>	<b>56</b>



# Moore County Sheriff's Department

<b>2001 Population Estimate</b>	<b>5,740</b>
No. of Municipal Police Depts.	0
<b>Offense Overview</b>	
Offense Total	246
Number Cleared	95
Percent Cleared	38.6%
Group A Crimes per 100,000 population	
	4,285.7
<b>Arrest Overview</b>	
Total Arrests	149
Adult Arrests	147
Juvenile Arrests	0
Unknown Age	2
Arrests per 100,000 population	
	2,595.8
Avg. number offenses/incident	
	1.12

Domestic Violence Victims		
Offense	Total	Arrests
Murder	0	0
Aggravated Assault	3	1
Simple Assault	11	6
Intimidation	5	2
Stalking	0	0
Forcible Rape	0	0
Forcible Sodomy	0	0
Sexual Assault w/Object	0	0
Forcible Fondling	0	0
Incest	0	0
Statutory Rape	0	0
Kidnapping/Abduction	1	1
<b>Total</b>	<b>20</b>	<b>10</b>

TIBRS Group B Arrests		
Offense	Adult	Juvenile
Bad Checks	4	0
Curfew/Vagrancy	0	0
Disorderly Conduct	1	0
DUI	13	0
Drunkenness	15	0
Family-Non Violent	0	0
Liquor Law Violation	1	0
Peeping Tom	0	0
Runaway	0	0
Trespass	0	0
All Other Offense	30	0
<b>Total Group B</b>	<b>64</b>	<b>0</b>

TIBRS Group A Offenses	Offenses		Arrests	
	Reported	Cleared	Adult	Juvenile
<b>Crimes Against Persons</b>				
Murder	0	0	0	0
Negligent Manslaughter	0	0	0	0
Kidnapping/Abduction	1	1	1	0
Forcible Rape	1	0	0	0
Forcible Sodomy	0	0	0	0
Sexual Assault w/Object	0	0	0	0
Forcible Fondling	0	0	0	0
Incest	0	0	0	0
Statutory Rape	0	0	0	0
Aggravated Assault	11	7	7	0
Simple Assault	28	13	15	0
Intimidation	30	10	7	0
Stalking	2	1	1	0
<b>Crimes Against Property</b>				
Arson	0	0	0	0
Bribery	0	0	0	0
Burglary	27	5	11	0
Counterfeiting/Forgery	5	2	2	0
Destruction/Damage/Vandalism	32	4	2	0
Embezzlement	1	1	0	0
Extortion/Blackmail	0	0	0	0
Fraud - False Pretenses	15	10	9	0
Fraud - Credit Card/ATM	1	0	0	0
Fraud - Impersonation	1	1	0	0
Fraud - Welfare	0	0	0	0
Fraud - Wire	0	0	0	0
Motor Vehicle Theft	6	0	0	0
Robbery	1	1	1	0
Stolen Property Offense	2	1	2	0
Theft - Pocket Picking	0	0	0	0
Theft - Purse Snatching	0	0	0	0
Theft - Shoplifting	0	0	0	0
Theft from Building	7	4	0	0
Theft from Coin Machine	0	0	0	0
Theft from Motor Vehicle	6	0	0	0
Theft of Motor Vehicle Parts	4	0	0	0
Theft - All Other Larceny	36	6	6	0
<b>Crimes Against Society</b>				
Drug/Narcotic Violations	16	15	15	0
Drug/Narcotic Equipment Violations	10	10	2	0
Gambling-Betting/Wagering	0	0	0	0
Gambling-Operating/Promoting	0	0	0	0
Gambling-Equipment Violation	0	0	0	0
Gambling-Sports Tampering	0	0	0	0
Pornography/Obscene Materials	0	0	0	0
Prostitution	0	0	0	0
Prostitution-Assisting/Promoting	0	0	0	0
Weapon Law Violations	3	3	2	0
<b>Total Group A Offenses</b>	<b>246</b>	<b>95</b>	<b>83</b>	<b>0</b>



# Morgan County Sheriff's Department

<b>2001 Population Estimate</b>	<b>19,757</b>
No. of Municipal Police Depts.	1
<b>Offense Overview</b>	
Offense Total	506
Number Cleared	161
Percent Cleared	31.8%
Group A Crimes per 100,000 population	2,561.1
<b>Arrest Overview</b>	
Total Arrests	492
Adult Arrests	476
Juvenile Arrests	13
Unknown Age	3
Arrests per 100,000 population	2,490.3
Avg. number offenses/incident	1.09

Domestic Violence Victims		
Offense	Total	Arrests
Murder	0	0
Aggravated Assault	8	8
Simple Assault	31	29
Intimidation	0	0
Stalking	0	0
Forcible Rape	0	0
Forcible Sodomy	0	0
Sexual Assault w/Object	0	0
Forcible Fondling	2	0
Incest	0	0
Statutory Rape	0	0
Kidnapping/Abduction	0	0
<b>Total</b>	<b>41</b>	<b>37</b>

TIBRS Group B Arrests		
Offense	Adult	Juvenile
Bad Checks	7	0
Curfew/Vagrancy	0	1
Disorderly Conduct	5	3
DUI	20	0
Drunkenness	43	1
Family-Non Violent	1	0
Liquor Law Violation	3	0
Peeping Tom	0	0
Runaway	0	0
Trespass	0	0
All Other Offense	252	1
<b>Total Group B</b>	<b>331</b>	<b>6</b>

TIBRS Group A Offenses	Offenses		Arrests	
	Reported	Cleared	Adult	Juvenile
<b>Crimes Against Persons</b>				
Murder	0	0	0	0
Negligent Manslaughter	0	0	0	0
Kidnapping/Abduction	0	0	0	0
Forcible Rape	1	0	0	0
Forcible Sodomy	1	0	0	0
Sexual Assault w/Object	0	0	0	0
Forcible Fondling	2	0	0	0
Incest	0	0	0	0
Statutory Rape	1	0	0	0
Aggravated Assault	29	17	16	0
Simple Assault	85	56	56	1
Intimidation	8	1	1	0
Stalking	0	0	0	0
<b>Crimes Against Property</b>				
Arson	6	1	0	1
Bribery	0	0	0	0
Burglary	95	7	4	0
Counterfeiting/Forgery	4	1	2	0
Destruction/Damage/Vandalism	89	6	3	0
Embezzlement	0	0	0	0
Extortion/Blackmail	0	0	0	0
Fraud - False Pretenses	7	3	3	0
Fraud - Credit Card/ATM	1	0	0	0
Fraud - Impersonation	0	0	0	0
Fraud - Welfare	0	0	0	0
Fraud - Wire	0	0	0	0
Motor Vehicle Theft	30	4	4	0
Robbery	0	0	0	0
Stolen Property Offense	0	0	0	0
Theft - Pocket Picking	0	0	0	0
Theft - Purse Snatching	1	0	0	0
Theft - Shoplifting	3	2	2	0
Theft from Building	7	2	2	0
Theft from Coin Machine	6	1	2	0
Theft from Motor Vehicle	15	0	0	0
Theft of Motor Vehicle Parts	11	1	0	0
Theft - All Other Larceny	52	7	10	0
<b>Crimes Against Society</b>				
Drug/Narcotic Violations	38	38	37	5
Drug/Narcotic Equipment Violations	9	9	0	0
Gambling-Betting/Wagering	0	0	0	0
Gambling-Operating/Promoting	0	0	0	0
Gambling-Equipment Violation	0	0	0	0
Gambling-Sports Tampering	0	0	0	0
Pornography/Obscene Materials	0	0	0	0
Prostitution	0	0	0	0
Prostitution-Assisting/Promoting	0	0	0	0
Weapon Law Violations	5	5	3	0
<b>Total Group A Offenses</b>	<b>506</b>	<b>161</b>	<b>145</b>	<b>7</b>



# Obion County Sheriff's Department

**2001 Population Estimate**                      **32,450**

No. of Municipal Police Depts.                      6

**Offense Overview**

Offense Total    720

Number Cleared    223

Percent Cleared    31.0%

Group A Crimes per 100,000  
population

2,218.8

**Arrest Overview**

Total Arrests    860

Adult Arrests    839

Juvenile Arrests    15

Unknown Age    6

Arrests per 100,000 population

2,650.2

Avg. number offenses/incident

1.11

**Domestic Violence Victims**

Offense	Total	Arrests
Murder	0	0
Aggravated Assault	23	9
Simple Assault	61	22
Intimidation	8	3
Stalking	1	0
Forcible Rape	0	0
Forcible Sodomy	0	0
Sexual Assault w/Object	0	0
Forcible Fondling	0	0
Incest	0	0
Statutory Rape	0	0
Kidnapping/Abduction	1	0
<b>Total</b>	<b>94</b>	<b>34</b>

**TIBRS Group B Arrests**

Offense	Adult	Juvenile
Bad Checks	379	0
Curfew/Vagrancy	3	0
Disorderly Conduct	4	1
DUI	23	0
Drunkenness	23	0
Family-Non Violent	26	0
Liquor Law Violation	0	0
Peeping Tom	0	0
Runaway	0	4
Trespass	3	0
All Other Offense	299	4
<b>Total Group B</b>	<b>760</b>	<b>9</b>

TIBRS Group A Offenses	Offenses		Arrests	
	Reported	Cleared	Adult	Juvenile
<b>Crimes Against Persons</b>				
Murder	1	1	0	0
Negligent Manslaughter	0	0	0	0
Kidnapping/Abduction	2	0	0	0
Forcible Rape	3	1	0	0
Forcible Sodomy	0	0	0	0
Sexual Assault w/Object	0	0	0	0
Forcible Fondling	0	0	0	0
Incest	0	0	0	0
Statutory Rape	2	1	1	0
Aggravated Assault	59	39	10	2
Simple Assault	102	68	30	0
Intimidation	29	6	4	0
Stalking	2	2	0	0
<b>Crimes Against Property</b>				
Arson	3	0	0	0
Bribery	0	0	0	0
Burglary	108	14	3	0
Counterfeiting/Forgery	11	5	3	0
Destruction/Damage/Vandalism	112	14	3	0
Embezzlement	0	0	0	0
Extortion/Blackmail	0	0	0	0
Fraud - False Pretenses	4	1	0	0
Fraud - Credit Card/ATM	0	0	0	0
Fraud - Impersonation	4	3	0	0
Fraud - Welfare	0	0	0	0
Fraud - Wire	0	0	0	0
Motor Vehicle Theft	34	15	3	3
Robbery	3	2	1	0
Stolen Property Offense	0	0	0	0
Theft - Pocket Picking	0	0	0	0
Theft - Purse Snatching	0	0	0	0
Theft - Shoplifting	0	0	0	0
Theft from Building	65	11	5	1
Theft from Coin Machine	2	0	0	0
Theft from Motor Vehicle	48	2	1	0
Theft of Motor Vehicle Parts	22	1	0	0
Theft - All Other Larceny	73	7	2	0
<b>Crimes Against Society</b>				
Drug/Narcotic Violations	13	13	8	0
Drug/Narcotic Equipment Violations	14	13	3	0
Gambling-Betting/Wagering	0	0	0	0
Gambling-Operating/Promoting	0	0	0	0
Gambling-Equipment Violation	0	0	0	0
Gambling-Sports Tampering	0	0	0	0
Pornography/Obscene Materials	0	0	0	0
Prostitution	0	0	0	0
Prostitution-Assisting/Promoting	0	0	0	0
Weapon Law Violations	4	4	2	0
<b>Total Group A Offenses</b>	<b>720</b>	<b>223</b>	<b>79</b>	<b>6</b>



# Overton County Sheriff's Department

<b>2001 Population Estimate</b>	<b>20,118</b>
No. of Municipal Police Depts.	1
<b>Offense Overview</b>	
Offense Total	436
Number Cleared	107
Percent Cleared	24.5%
Group A Crimes per 100,000 population	2,167.2
<b>Arrest Overview</b>	
Total Arrests	421
Adult Arrests	385
Juvenile Arrests	3
Unknown Age	33
Arrests per 100,000 population	2,092.7
Avg. number offenses/incident	1.06

Domestic Violence Victims		
Offense	Total	Arrests
Murder	1	0
Aggravated Assault	6	6
Simple Assault	14	12
Intimidation	6	1
Stalking	1	0
Forcible Rape	0	0
Forcible Sodomy	0	0
Sexual Assault w/Object	0	0
Forcible Fondling	0	0
Incest	0	0
Statutory Rape	1	1
Kidnapping/Abduction	0	0
<b>Total</b>	<b>29</b>	<b>20</b>

TIBRS Group B Arrests		
Offense	Adult	Juvenile
Bad Checks	5	0
Curfew/Vagrancy	0	0
Disorderly Conduct	1	0
DUI	66	0
Drunkenness	41	0
Family-Non Violent	0	0
Liquor Law Violation	2	1
Peeping Tom	0	0
Runaway	0	0
Trespass	0	0
All Other Offense	200	1
<b>Total Group B</b>	<b>315</b>	<b>2</b>

TIBRS Group A Offenses	Offenses		Arrests	
	Reported	Cleared	Adult	Juvenile
<b>Crimes Against Persons</b>				
Murder	1	1	0	0
Negligent Manslaughter	0	0	0	0
Kidnapping/Abduction	0	0	0	0
Forcible Rape	0	0	0	0
Forcible Sodomy	0	0	0	0
Sexual Assault w/Object	1	1	1	0
Forcible Fondling	2	2	2	0
Incest	0	0	0	0
Statutory Rape	3	1	1	0
Aggravated Assault	15	10	8	0
Simple Assault	28	22	18	0
Intimidation	21	2	2	0
Stalking	2	0	0	0
<b>Crimes Against Property</b>				
Arson	2	0	0	0
Bribery	0	0	0	0
Burglary	109	3	2	0
Counterfeiting/Forgery	3	1	1	0
Destruction/Damage/Vandalism	70	6	2	1
Embezzlement	0	0	0	0
Extortion/Blackmail	0	0	0	0
Fraud - False Pretenses	12	1	1	0
Fraud - Credit Card/ATM	1	0	0	0
Fraud - Impersonation	1	0	0	0
Fraud - Welfare	0	0	0	0
Fraud - Wire	0	0	0	0
Motor Vehicle Theft	16	0	0	0
Robbery	0	0	0	0
Stolen Property Offense	0	0	0	0
Theft - Pocket Picking	1	0	0	0
Theft - Purse Snatching	0	0	0	0
Theft - Shoplifting	1	1	1	0
Theft from Building	16	1	1	0
Theft from Coin Machine	0	0	0	0
Theft from Motor Vehicle	34	1	0	0
Theft of Motor Vehicle Parts	5	0	0	0
Theft - All Other Larceny	37	1	2	0
<b>Crimes Against Society</b>				
Drug/Narcotic Violations	31	30	19	0
Drug/Narcotic Equipment Violations	12	12	3	0
Gambling-Betting/Wagering	0	0	0	0
Gambling-Operating/Promoting	0	0	0	0
Gambling-Equipment Violation	0	0	0	0
Gambling-Sports Tampering	0	0	0	0
Pornography/Obscene Materials	0	0	0	0
Prostitution	0	0	0	0
Prostitution-Assisting/Promoting	1	1	0	0
Weapon Law Violations	11	10	6	0
<b>Total Group A Offenses</b>	<b>436</b>	<b>107</b>	<b>70</b>	<b>1</b>



# Perry County Sheriff's Department

**2001 Population Estimate**                      **7,631**

No. of Municipal Police Depts.                      0

**Offense Overview**

Offense Total    305  
 Number Cleared    84  
 Percent Cleared    27.5%

Group A Crimes per 100,000  
 population    3,996.9

**Arrest Overview**

Total Arrests    228  
 Adult Arrests    208  
 Juvenile Arrests    19  
 Unknown Age    1

Arrests per 100,000 population                      2,987.8

Avg. number offenses/incident                      1.06

<b>Domestic Violence Victims</b>		
Offense	Total	Arrests
Murder	0	0
Aggravated Assault	5	5
Simple Assault	19	17
Intimidation	2	2
Stalking	1	1
Forcible Rape	2	0
Forcible Sodomy	1	0
Sexual Assault w/Object	1	0
Forcible Fondling	1	1
Incest	0	0
Statutory Rape	0	0
Kidnapping/Abduction	0	0
<b>Total</b>	<b>32</b>	<b>26</b>

<b>TIBRS Group B Arrests</b>		
Offense	Adult	Juvenile
Bad Checks	23	0
Curfew/Vagrancy	0	1
Disorderly Conduct	5	0
DUI	14	0
Drunkenness	7	0
Family-Non Violent	2	0
Liquor Law Violation	1	0
Peeping Tom	0	0
Runaway	0	1
Trespass	9	0
All Other Offense	83	0
<b>Total Group B</b>	<b>144</b>	<b>2</b>

<b>TIBRS Group A Offenses</b>	<b>Offenses</b>		<b>Arrests</b>	
	Reported	Cleared	Adult	Juvenile
<b>Crimes Against Persons</b>				
Murder	1	0	0	0
Negligent Manslaughter	0	0	0	0
Kidnapping/Abduction	0	0	0	0
Forcible Rape	3	1	1	0
Forcible Sodomy	1	0	0	0
Sexual Assault w/Object	1	0	0	0
Forcible Fondling	3	2	2	0
Incest	0	0	0	0
Statutory Rape	0	0	0	0
Aggravated Assault	16	10	7	0
Simple Assault	45	30	27	0
Intimidation	11	2	2	0
Stalking	2	2	2	0
<b>Crimes Against Property</b>				
Arson	5	1	1	0
Bribery	0	0	0	0
Burglary	61	9	5	6
Counterfeiting/Forgery	5	1	1	0
Destruction/Damage/Vandalism	42	4	1	2
Embezzlement	0	0	0	0
Extortion/Blackmail	0	0	0	0
Fraud - False Pretenses	2	0	0	0
Fraud - Credit Card/ATM	0	0	0	0
Fraud - Impersonation	1	0	0	0
Fraud - Welfare	0	0	0	0
Fraud - Wire	0	0	0	0
Motor Vehicle Theft	9	3	1	0
Robbery	0	0	0	0
Stolen Property Offense	0	0	0	0
Theft - Pocket Picking	0	0	0	0
Theft - Purse Snatching	0	0	0	0
Theft - Shoplifting	0	0	0	0
Theft from Building	21	2	1	0
Theft from Coin Machine	3	0	0	0
Theft from Motor Vehicle	8	1	1	2
Theft of Motor Vehicle Parts	6	0	0	0
Theft - All Other Larceny	47	7	7	0
<b>Crimes Against Society</b>				
Drug/Narcotic Violations	8	6	4	2
Drug/Narcotic Equipment Violations	4	3	1	5
Gambling-Betting/Wagering	0	0	0	0
Gambling-Operating/Promoting	0	0	0	0
Gambling-Equipment Violation	0	0	0	0
Gambling-Sports Tampering	0	0	0	0
Pornography/Obscene Materials	0	0	0	0
Prostitution	0	0	0	0
Prostitution-Assisting/Promoting	0	0	0	0
Weapon Law Violations	0	0	0	0
<b>Total Group A Offenses</b>	<b>305</b>	<b>84</b>	<b>64</b>	<b>17</b>



# Pickett County Sheriff's Department

<b>2001 Population Estimate</b>	<b>4,945</b>
No. of Municipal Police Depts.	0
<b>Offense Overview</b>	
Offense Total	73
Number Cleared	73
Percent Cleared	100.0%
Group A Crimes per 100,000 population	1,476.2
<b>Arrest Overview</b>	
Total Arrests	319
Adult Arrests	312
Juvenile Arrests	0
Unknown Age	7
Arrests per 100,000 population	6,451.0
Avg. number offenses/incident	1.00

Domestic Violence Victims		
Offense	Total	Arrests
Murder	0	0
Aggravated Assault	0	0
Simple Assault	16	16
Intimidation	0	0
Stalking	0	0
Forcible Rape	0	0
Forcible Sodomy	0	0
Sexual Assault w/Object	0	0
Forcible Fondling	0	0
Incest	0	0
Statutory Rape	0	0
Kidnapping/Abduction	0	0
<b>Total</b>	<b>16</b>	<b>16</b>

TIBRS Group B Arrests		
Offense	Adult	Juvenile
Bad Checks	12	0
Curfew/Vagrancy	0	0
Disorderly Conduct	5	0
DUI	46	0
Drunkenness	54	0
Family-Non Violent	0	0
Liquor Law Violation	2	0
Peeping Tom	0	0
Runaway	0	0
Trespass	19	0
All Other Offense	104	0
<b>Total Group B</b>	<b>242</b>	<b>0</b>

TIBRS Group A Offenses	Offenses		Arrests	
	Reported	Cleared	Adult	Juvenile
<b>Crimes Against Persons</b>				
Murder	0	0	0	0
Negligent Manslaughter	1	1	1	0
Kidnapping/Abduction	0	0	0	0
Forcible Rape	0	0	0	0
Forcible Sodomy	0	0	0	0
Sexual Assault w/Object	0	0	0	0
Forcible Fondling	0	0	0	0
Incest	0	0	0	0
Statutory Rape	0	0	0	0
Aggravated Assault	3	3	3	0
Simple Assault	35	35	35	0
Intimidation	0	0	0	0
Stalking	0	0	0	0
<b>Crimes Against Property</b>				
Arson	0	0	0	0
Bribery	0	0	0	0
Burglary	1	1	1	0
Counterfeiting/Forgery	2	2	2	0
Destruction/Damage/Vandalism	2	2	0	0
Embezzlement	0	0	0	0
Extortion/Blackmail	0	0	0	0
Fraud - False Pretenses	0	0	0	0
Fraud - Credit Card/ATM	0	0	0	0
Fraud - Impersonation	0	0	0	0
Fraud - Welfare	0	0	0	0
Fraud - Wire	0	0	0	0
Motor Vehicle Theft	2	2	2	0
Robbery	0	0	0	0
Stolen Property Offense	2	2	1	0
Theft - Pocket Picking	0	0	0	0
Theft - Purse Snatching	0	0	0	0
Theft - Shoplifting	0	0	0	0
Theft from Building	6	6	6	0
Theft from Coin Machine	0	0	0	0
Theft from Motor Vehicle	0	0	0	0
Theft of Motor Vehicle Parts	0	0	0	0
Theft - All Other Larceny	9	9	9	0
<b>Crimes Against Society</b>				
Drug/Narcotic Violations	10	10	10	0
Drug/Narcotic Equipment Violations	0	0	0	0
Gambling-Betting/Wagering	0	0	0	0
Gambling-Operating/Promoting	0	0	0	0
Gambling-Equipment Violation	0	0	0	0
Gambling-Sports Tampering	0	0	0	0
Pornography/Obscene Materials	0	0	0	0
Prostitution	0	0	0	0
Prostitution-Assisting/Promoting	0	0	0	0
Weapon Law Violations	0	0	0	0
<b>Total Group A Offenses</b>	<b>73</b>	<b>73</b>	<b>70</b>	<b>0</b>



# Polk County Sheriff's Department

<b>2001 Population Estimate</b>	<b>16,050</b>
No. of Municipal Police Depts.	2
<b>Offense Overview</b>	
Offense Total	97
Number Cleared	50
Percent Cleared	51.5%
Group A Crimes per 100,000 population	
	604.4
<b>Arrest Overview</b>	
Total Arrests	236
Adult Arrests	234
Juvenile Arrests	2
Unknown Age	0
Arrests per 100,000 population	
	1,470.4
Avg. number offenses/incident	
	1.00

Domestic Violence Victims		
Offense	Total	Arrests
Murder	0	0
Aggravated Assault	1	1
Simple Assault	1	1
Intimidation	0	0
Stalking	0	0
Forcible Rape	0	0
Forcible Sodomy	0	0
Sexual Assault w/Object	0	0
Forcible Fondling	0	0
Incest	0	0
Statutory Rape	0	0
Kidnapping/Abduction	0	0
<b>Total</b>	<b>2</b>	<b>2</b>

TIBRS Group B Arrests		
Offense	Adult	Juvenile
Bad Checks	2	0
Curfew/Vagrancy	0	0
Disorderly Conduct	17	0
DUI	34	0
Drunkenness	52	0
Family-Non Violent	0	0
Liquor Law Violation	0	0
Peeping Tom	0	0
Runaway	0	1
Trespass	10	0
All Other Offense	64	1
<b>Total Group B</b>	<b>179</b>	<b>2</b>

TIBRS Group A Offenses	Offenses		Arrests	
	Reported	Cleared	Adult	Juvenile
<b>Crimes Against Persons</b>				
Murder	0	0	0	0
Negligent Manslaughter	0	0	0	0
Kidnapping/Abduction	0	0	0	0
Forcible Rape	0	0	0	0
Forcible Sodomy	0	0	0	0
Sexual Assault w/Object	0	0	0	0
Forcible Fondling	1	0	0	0
Incest	0	0	0	0
Statutory Rape	2	2	2	0
Aggravated Assault	1	1	1	0
Simple Assault	15	4	4	0
Intimidation	2	0	0	0
Stalking	2	1	1	0
<b>Crimes Against Property</b>				
Arson	0	0	0	0
Bribery	0	0	0	0
Burglary	15	1	1	0
Counterfeiting/Forgery	1	1	1	0
Destruction/Damage/Vandalism	7	3	3	0
Embezzlement	0	0	0	0
Extortion/Blackmail	0	0	0	0
Fraud - False Pretenses	3	0	0	0
Fraud - Credit Card/ATM	0	0	0	0
Fraud - Impersonation	0	0	0	0
Fraud - Welfare	0	0	0	0
Fraud - Wire	0	0	0	0
Motor Vehicle Theft	2	0	0	0
Robbery	0	0	0	0
Stolen Property Offense	0	0	0	0
Theft - Pocket Picking	0	0	0	0
Theft - Purse Snatching	0	0	0	0
Theft - Shoplifting	0	0	0	0
Theft from Building	0	0	0	0
Theft from Coin Machine	0	0	0	0
Theft from Motor Vehicle	3	0	0	0
Theft of Motor Vehicle Parts	1	1	1	0
Theft - All Other Larceny	8	2	2	0
<b>Crimes Against Society</b>				
Drug/Narcotic Violations	30	30	35	0
Drug/Narcotic Equipment Violations	3	3	3	0
Gambling-Betting/Wagering	0	0	0	0
Gambling-Operating/Promoting	0	0	0	0
Gambling-Equipment Violation	0	0	0	0
Gambling-Sports Tampering	0	0	0	0
Pornography/Obscene Materials	0	0	0	0
Prostitution	0	0	0	0
Prostitution-Assisting/Promoting	0	0	0	0
Weapon Law Violations	1	1	1	0
<b>Total Group A Offenses</b>	<b>97</b>	<b>50</b>	<b>55</b>	<b>0</b>





# Putnam County Sheriff's Department

<b>2001 Population Estimate</b>	<b>62,315</b>
No. of Municipal Police Depts.	4
<b>Offense Overview</b>	
Offense Total	1,502
Number Cleared	453
Percent Cleared	30.2%
Group A Crimes per 100,000 population	2,410.3
<b>Arrest Overview</b>	
Total Arrests	2,390
Adult Arrests	2,372
Juvenile Arrests	6
Unknown Age	12
Arrests per 100,000 population	3,835.4
Avg. number offenses/incident	1.06

Domestic Violence Victims		
Offense	Total	Arrests
Murder	0	0
Aggravated Assault	6	6
Simple Assault	105	79
Intimidation	8	1
Stalking	4	1
Forcible Rape	1	1
Forcible Sodomy	0	0
Sexual Assault w/Object	1	0
Forcible Fondling	1	0
Incest	0	0
Statutory Rape	0	0
Kidnapping/Abduction	1	1
<b>Total</b>	<b>127</b>	<b>89</b>

TIBRS Group B Arrests		
Offense	Adult	Juvenile
Bad Checks	59	0
Curfew/Vagrancy	0	0
Disorderly Conduct	19	0
DUI	106	0
Drunkenness	157	0
Family-Non Violent	6	0
Liquor Law Violation	0	0
Peeping Tom	0	0
Runaway	0	1
Trespass	26	0
All Other Offense	1,560	1
<b>Total Group B</b>	<b>1,933</b>	<b>2</b>

TIBRS Group A Offenses	Offenses		Arrests	
	Reported	Cleared	Adult	Juvenile
<b>Crimes Against Persons</b>				
Murder	0	0	0	0
Negligent Manslaughter	0	0	0	0
Kidnapping/Abduction	3	3	3	0
Forcible Rape	5	1	0	0
Forcible Sodomy	6	1	1	0
Sexual Assault w/Object	1	0	0	0
Forcible Fondling	6	2	2	0
Incest	1	0	0	0
Statutory Rape	1	0	0	0
Aggravated Assault	58	44	44	0
Simple Assault	280	164	151	3
Intimidation	61	11	7	0
Stalking	24	12	13	0
<b>Crimes Against Property</b>				
Arson	3	1	1	0
Bribery	0	0	0	0
Burglary	149	13	13	0
Counterfeiting/Forgery	25	10	10	0
Destruction/Damage/Vandalism	239	14	10	1
Embezzlement	0	0	0	0
Extortion/Blackmail	0	0	0	0
Fraud - False Pretenses	18	7	7	0
Fraud - Credit Card/ATM	15	4	3	0
Fraud - Impersonation	11	8	8	0
Fraud - Welfare	0	0	0	0
Fraud - Wire	0	0	0	0
Motor Vehicle Theft	54	19	14	0
Robbery	2	0	0	0
Stolen Property Offense	6	5	5	0
Theft - Pocket Picking	3	0	0	0
Theft - Purse Snatching	1	0	0	0
Theft - Shoplifting	5	2	2	0
Theft from Building	21	2	1	0
Theft from Coin Machine	0	0	0	0
Theft from Motor Vehicle	55	4	4	0
Theft of Motor Vehicle Parts	10	0	0	0
Theft - All Other Larceny	325	51	54	0
<b>Crimes Against Society</b>				
Drug/Narcotic Violations	84	53	70	0
Drug/Narcotic Equipment Violations	18	11	6	0
Gambling-Betting/Wagering	0	0	0	0
Gambling-Operating/Promoting	0	0	0	0
Gambling-Equipment Violation	0	0	0	0
Gambling-Sports Tampering	0	0	0	0
Pornography/Obscene Materials	0	0	0	0
Prostitution	0	0	0	0
Prostitution-Assisting/Promoting	0	0	0	0
Weapon Law Violations	12	11	10	0
<b>Total Group A Offenses</b>	<b>1,502</b>	<b>453</b>	<b>439</b>	<b>4</b>



# Rhea County Sheriff's Department

<b>2001 Population Estimate</b>	<b>28,400</b>
No. of Municipal Police Depts.	3
<b>Offense Overview</b>	
Offense Total	1,087
Number Cleared	341
Percent Cleared	31.4%
Group A Crimes per 100,000 population	
	3,827.5
<b>Arrest Overview</b>	
Total Arrests	986
Adult Arrests	906
Juvenile Arrests	78
Unknown Age	2
Arrests per 100,000 population	
	3,471.8
Avg. number offenses/incident	1.02

Domestic Violence Victims		
Offense	Total	Arrests
Murder	0	0
Aggravated Assault	12	8
Simple Assault	97	57
Intimidation	24	4
Stalking	0	0
Forcible Rape	0	0
Forcible Sodomy	0	0
Sexual Assault w/Object	0	0
Forcible Fondling	1	0
Incest	0	0
Statutory Rape	0	0
Kidnapping/Abduction	0	0
<b>Total</b>	<b>134</b>	<b>69</b>

TIBRS Group B Arrests		
Offense	Adult	Juvenile
Bad Checks	77	0
Curfew/Vagrancy	3	0
Disorderly Conduct	9	19
DUI	84	1
Drunkenness	129	1
Family-Non Violent	7	0
Liquor Law Violation	12	1
Peeping Tom	0	0
Runaway	0	3
Trespass	7	0
All Other Offense	273	6
<b>Total Group B</b>	<b>601</b>	<b>31</b>

TIBRS Group A Offenses	Offenses		Arrests	
	Reported	Cleared	Adult	Juvenile
<b>Crimes Against Persons</b>				
Murder	0	0	0	0
Negligent Manslaughter	1	1	1	0
Kidnapping/Abduction	1	1	1	0
Forcible Rape	6	1	2	0
Forcible Sodomy	0	0	0	0
Sexual Assault w/Object	0	0	0	0
Forcible Fondling	5	1	0	1
Incest	0	0	0	0
Statutory Rape	7	4	2	0
Aggravated Assault	55	31	33	1
Simple Assault	245	99	84	7
Intimidation	150	15	11	0
Stalking	9	1	2	0
<b>Crimes Against Property</b>				
Arson	2	2	2	0
Bribery	0	0	0	0
Burglary	111	22	14	11
Counterfeiting/Forgery	5	5	4	0
Destruction/Damage/Vandalism	129	7	10	0
Embezzlement	0	0	0	0
Extortion/Blackmail	0	0	0	0
Fraud - False Pretenses	3	1	1	0
Fraud - Credit Card/ATM	4	0	0	0
Fraud - Impersonation	5	3	1	0
Fraud - Welfare	0	0	0	0
Fraud - Wire	0	0	0	0
Motor Vehicle Theft	26	10	8	1
Robbery	1	0	0	0
Stolen Property Offense	3	1	2	0
Theft - Pocket Picking	1	0	0	0
Theft - Purse Snatching	1	0	0	0
Theft - Shoplifting	3	0	0	0
Theft from Building	56	10	3	0
Theft from Coin Machine	0	0	0	0
Theft from Motor Vehicle	18	2	0	0
Theft of Motor Vehicle Parts	4	0	0	0
Theft - All Other Larceny	136	29	27	12
<b>Crimes Against Society</b>				
Drug/Narcotic Violations	76	72	77	14
Drug/Narcotic Equipment Violations	22	21	18	0
Gambling-Betting/Wagering	0	0	0	0
Gambling-Operating/Promoting	0	0	0	0
Gambling-Equipment Violation	0	0	0	0
Gambling-Sports Tampering	0	0	0	0
Pornography/Obscene Materials	0	0	0	0
Prostitution	0	0	0	0
Prostitution-Assisting/Promoting	0	0	0	0
Weapon Law Violations	2	2	2	0
<b>Total Group A Offenses</b>	<b>1,087</b>	<b>341</b>	<b>305</b>	<b>47</b>



# Roane County Sheriff's Department

<b>2001 Population Estimate</b>	<b>51,910</b>
No. of Municipal Police Depts.	4
<b>Offense Overview</b>	
Offense Total	1,712
Number Cleared	349
Percent Cleared	20.4%
Group A Crimes per 100,000 population	3,298.0
<b>Arrest Overview</b>	
Total Arrests	790
Adult Arrests	772
Juvenile Arrests	18
Unknown Age	0
Arrests per 100,000 population	1,521.9
Avg. number offenses/incident	1.10

Domestic Violence Victims		
Offense	Total	Arrests
Murder	0	0
Aggravated Assault	36	16
Simple Assault	124	41
Intimidation	87	5
Stalking	0	0
Forcible Rape	0	0
Forcible Sodomy	0	0
Sexual Assault w/Object	0	0
Forcible Fondling	0	0
Incest	0	0
Statutory Rape	0	0
Kidnapping/Abduction	5	3
<b>Total</b>	<b>252</b>	<b>65</b>

TIBRS Group B Arrests		
Offense	Adult	Juvenile
Bad Checks	7	0
Curfew/Vagrancy	0	2
Disorderly Conduct	7	0
DUI	58	1
Drunkenness	72	0
Family-Non Violent	21	0
Liquor Law Violation	8	3
Peeping Tom	0	0
Runaway	0	8
Trespass	16	0
All Other Offense	314	0
<b>Total Group B</b>	<b>503</b>	<b>14</b>

TIBRS Group A Offenses	Offenses		Arrests	
	Reported	Cleared	Adult	Juvenile
<b>Crimes Against Persons</b>				
Murder	0	0	0	0
Negligent Manslaughter	0	0	0	0
Kidnapping/Abduction	6	5	3	0
Forcible Rape	4	3	1	0
Forcible Sodomy	0	0	0	0
Sexual Assault w/Object	0	0	0	0
Forcible Fondling	2	1	0	0
Incest	0	0	0	0
Statutory Rape	0	0	0	0
Aggravated Assault	77	26	24	0
Simple Assault	249	88	78	1
Intimidation	266	16	13	0
Stalking	5	2	2	0
<b>Crimes Against Property</b>				
Arson	10	1	1	0
Bribery	0	0	0	0
Burglary	286	15	7	2
Counterfeiting/Forgery	0	0	1	0
Destruction/Damage/Vandalism	222	15	7	0
Embezzlement	0	0	0	0
Extortion/Blackmail	0	0	0	0
Fraud - False Pretenses	15	5	3	0
Fraud - Credit Card/ATM	9	1	1	0
Fraud - Impersonation	3	3	3	0
Fraud - Welfare	0	0	0	0
Fraud - Wire	0	0	0	0
Motor Vehicle Theft	62	2	1	1
Robbery	0	0	0	0
Stolen Property Offense	0	0	0	0
Theft - Pocket Picking	1	0	1	0
Theft - Purse Snatching	2	1	0	0
Theft - Shoplifting	14	1	1	0
Theft from Building	79	7	5	0
Theft from Coin Machine	11	0	0	0
Theft from Motor Vehicle	50	1	0	0
Theft of Motor Vehicle Parts	58	3	2	0
Theft - All Other Larceny	129	3	12	0
<b>Crimes Against Society</b>				
Drug/Narcotic Violations	103	102	84	0
Drug/Narcotic Equipment Violations	41	40	16	0
Gambling-Betting/Wagering	0	0	0	0
Gambling-Operating/Promoting	0	0	0	0
Gambling-Equipment Violation	0	0	0	0
Gambling-Sports Tampering	0	0	0	0
Pornography/Obscene Materials	0	0	0	0
Prostitution	0	0	0	0
Prostitution-Assisting/Promoting	0	0	0	0
Weapon Law Violations	8	8	3	0
<b>Total Group A Offenses</b>	<b>1,712</b>	<b>349</b>	<b>269</b>	<b>4</b>



# Robertson County Sheriff's Department

<b>2001 Population Estimate</b>	<b>54,433</b>
No. of Municipal Police Depts.	5
<b>Offense Overview</b>	
Offense Total	1,347
Number Cleared	454
Percent Cleared	33.7%
Group A Crimes per 100,000 population	
	2,474.6
<b>Arrest Overview</b>	
Total Arrests	582
Adult Arrests	487
Juvenile Arrests	94
Unknown Age	1
Arrests per 100,000 population	
	1,069.2
Avg. number offenses/incident	
	1.14

Domestic Violence Victims		
Offense	Total	Arrests
Murder	0	0
Aggravated Assault	67	40
Simple Assault	181	123
Intimidation	12	2
Stalking	0	0
Forcible Rape	0	0
Forcible Sodomy	0	0
Sexual Assault w/Object	0	0
Forcible Fondling	3	1
Incest	0	0
Statutory Rape	0	0
Kidnapping/Abduction	1	1
<b>Total</b>	<b>264</b>	<b>167</b>

TIBRS Group B Arrests		
Offense	Adult	Juvenile
Bad Checks	0	0
Curfew/Vagrancy	0	0
Disorderly Conduct	5	13
DUI	73	1
Drunkenness	61	0
Family-Non Violent	0	0
Liquor Law Violation	0	1
Peeping Tom	0	0
Runaway	0	0
Trespass	0	0
All Other Offense	23	7
<b>Total Group B</b>	<b>162</b>	<b>22</b>

TIBRS Group A Offenses	Offenses		Arrests	
	Reported	Cleared	Adult	Juvenile
<b>Crimes Against Persons</b>				
Murder	0	0	0	0
Negligent Manslaughter	0	0	0	0
Kidnapping/Abduction	1	1	1	0
Forcible Rape	5	1	1	0
Forcible Sodomy	1	1	1	0
Sexual Assault w/Object	0	0	0	0
Forcible Fondling	3	1	0	1
Incest	0	0	0	0
Statutory Rape	1	0	0	0
Aggravated Assault	126	87	72	4
Simple Assault	305	190	157	24
Intimidation	39	3	0	0
Stalking	0	0	0	0
<b>Crimes Against Property</b>				
Arson	0	0	0	0
Bribery	0	0	0	0
Burglary	152	30	26	12
Counterfeiting/Forgery	6	1	2	0
Destruction/Damage/Vandalism	247	24	8	12
Embezzlement	0	0	0	0
Extortion/Blackmail	0	0	0	0
Fraud - False Pretenses	8	2	1	0
Fraud - Credit Card/ATM	4	0	0	0
Fraud - Impersonation	2	1	0	0
Fraud - Welfare	0	0	0	0
Fraud - Wire	0	0	0	0
Motor Vehicle Theft	43	5	3	1
Robbery	3	1	2	0
Stolen Property Offense	0	0	0	0
Theft - Pocket Picking	0	0	0	0
Theft - Purse Snatching	0	0	0	0
Theft - Shoplifting	5	1	1	0
Theft from Building	13	3	1	1
Theft from Coin Machine	0	0	0	0
Theft from Motor Vehicle	48	2	0	1
Theft of Motor Vehicle Parts	24	3	0	0
Theft - All Other Larceny	212	28	11	4
<b>Crimes Against Society</b>				
Drug/Narcotic Violations	56	39	32	5
Drug/Narcotic Equipment Violations	28	18	1	2
Gambling-Betting/Wagering	0	0	0	0
Gambling-Operating/Promoting	0	0	0	0
Gambling-Equipment Violation	0	0	0	0
Gambling-Sports Tampering	0	0	0	0
Pornography/Obscene Materials	0	0	0	0
Prostitution	1	1	0	0
Prostitution-Assisting/Promoting	0	0	0	0
Weapon Law Violations	14	11	5	5
<b>Total Group A Offenses</b>	<b>1,347</b>	<b>454</b>	<b>325</b>	<b>72</b>



# Rutherford County Sheriff's Department

**2001 Population Estimate**                      **182,023**  
 No. of Municipal Police Depts.                      4

**Offense Overview**

Offense Total    3,831  
 Number Cleared                                        1,394  
 Percent Cleared                                        36.4%

Group A Crimes per 100,000  
 population    2,104.7

**Arrest Overview**

Total Arrests    3,410  
 Adult Arrests    3,023  
 Juvenile Arrests                                        384  
 Unknown Age    3

Arrests per 100,000 population                      1,873.4

Avg. number offenses/incident                      1.10

<b>Domestic Violence Victims</b>		
Offense	Total	Arrests
Murder	0	0
Aggravated Assault	84	35
Simple Assault	289	133
Intimidation	55	0
Stalking	1	1
Forcible Rape	5	2
Forcible Sodomy	0	0
Sexual Assault w/Object	0	0
Forcible Fondling	7	1
Incest	0	0
Statutory Rape	0	0
Kidnapping/Abduction	2	0
<b>Total</b>	<b>443</b>	<b>172</b>

<b>TIBRS Group B Arrests</b>		
Offense	Adult	Juvenile
Bad Checks	340	0
Curfew/Vagrancy	0	0
Disorderly Conduct	12	41
DUI	212	4
Drunkenness	121	2
Family-Non Violent	1	0
Liquor Law Violation	88	22
Peeping Tom	0	0
Runaway	0	10
Trespass	3	3
All Other Offense	1,154	133
<b>Total Group B</b>	<b>1,931</b>	<b>215</b>

<b>TIBRS Group A Offenses</b>	<b>Offenses</b>		<b>Arrests</b>	
	<b>Reported</b>	<b>Cleared</b>	<b>Adult</b>	<b>Juvenile</b>
<b>Crimes Against Persons</b>				
Murder	1	1	2	0
Negligent Manslaughter	0	0	0	0
Kidnapping/Abduction	3	0	0	0
Forcible Rape	29	3	2	1
Forcible Sodomy	6	3	2	1
Sexual Assault w/Object	0	0	0	0
Forcible Fondling	33	2	1	1
Incest	0	0	0	0
Statutory Rape	13	4	3	1
Aggravated Assault	233	82	62	11
Simple Assault	614	222	193	23
Intimidation	301	5	3	2
Stalking	17	4	4	0
<b>Crimes Against Property</b>				
Arson	9	0	0	0
Bribery	0	0	0	0
Burglary	367	20	19	7
Counterfeiting/Forgery	86	2	2	0
Destruction/Damage/Vandalism	322	18	13	7
Embezzlement	1	0	0	0
Extortion/Blackmail	0	0	0	0
Fraud - False Pretenses	19	2	0	2
Fraud - Credit Card/ATM	23	1	1	0
Fraud - Impersonation	35	19	19	0
Fraud - Welfare	0	0	0	0
Fraud - Wire	2	0	0	0
Motor Vehicle Theft	123	22	12	10
Robbery	6	0	0	0
Stolen Property Offense	0	0	0	0
Theft - Pocket Picking	2	0	0	0
Theft - Purse Snatching	1	0	0	0
Theft - Shoplifting	19	18	16	13
Theft from Building	145	13	8	9
Theft from Coin Machine	0	0	0	0
Theft from Motor Vehicle	133	5	4	2
Theft of Motor Vehicle Parts	75	4	3	2
Theft - All Other Larceny	252	8	6	4
<b>Crimes Against Society</b>				
Drug/Narcotic Violations	602	587	648	59
Drug/Narcotic Equipment Violations	325	318	48	1
Gambling-Betting/Wagering	0	0	0	0
Gambling-Operating/Promoting	0	0	0	0
Gambling-Equipment Violation	0	0	0	0
Gambling-Sports Tampering	0	0	0	0
Pornography/Obscene Materials	2	1	1	0
Prostitution	0	0	0	0
Prostitution-Assisting/Promoting	0	0	0	0
Weapon Law Violations	32	30	20	13
<b>Total Group A Offenses</b>	<b>3,831</b>	<b>1,394</b>	<b>1,092</b>	<b>169</b>



# Scott County Sheriff's Department

**2001 Population Estimate**                      **21,127**  
 No. of Municipal Police Depts.                      2

**Offense Overview**  
 Offense Total    1,254  
 Number Cleared    613  
 Percent Cleared    48.9%

Group A Crimes per 100,000  
 population    5,935.5

**Arrest Overview**  
 Total Arrests    1,398  
 Adult Arrests    1,032  
 Juvenile Arrests    72  
 Unknown Age    294

Arrests per 100,000 population                      6,617.1

Avg. number offenses/incident                      1.34

Domestic Violence Victims		
Offense	Total	Arrests
Murder	0	0
Aggravated Assault	36	27
Simple Assault	40	15
Intimidation	25	14
Stalking	4	2
Forcible Rape	4	3
Forcible Sodomy	0	0
Sexual Assault w/Object	0	0
Forcible Fondling	1	1
Incest	1	1
Statutory Rape	0	0
Kidnapping/Abduction	4	4
<b>Total</b>	<b>115</b>	<b>67</b>

TIBRS Group B Arrests		
Offense	Adult	Juvenile
Bad Checks	28	0
Curfew/Vagrancy	0	0
Disorderly Conduct	16	7
DUI	34	1
Drunkenness	64	5
Family-Non Violent	17	0
Liquor Law Violation	5	3
Peeping Tom	0	0
Runaway	0	11
Trespass	16	1
All Other Offense	439	27
<b>Total Group B</b>	<b>619</b>	<b>55</b>

TIBRS Group A Offenses	Offenses		Arrests	
	Reported	Cleared	Adult	Juvenile
<b>Crimes Against Persons</b>				
Murder	1	1	1	0
Negligent Manslaughter	0	0	0	0
Kidnapping/Abduction	11	9	7	0
Forcible Rape	6	6	5	0
Forcible Sodomy	1	1	1	0
Sexual Assault w/Object	0	0	0	0
Forcible Fondling	4	3	2	0
Incest	1	1	1	0
Statutory Rape	3	3	2	0
Aggravated Assault	120	102	66	0
Simple Assault	110	79	56	2
Intimidation	121	60	27	0
Stalking	9	8	6	0
<b>Crimes Against Property</b>				
Arson	5	1	2	0
Bribery	0	0	0	0
Burglary	107	17	19	3
Counterfeiting/Forgery	18	14	9	0
Destruction/Damage/Vandalism	247	49	18	7
Embezzlement	0	0	0	0
Extortion/Blackmail	0	0	0	0
Fraud - False Pretenses	18	13	6	0
Fraud - Credit Card/ATM	8	4	4	0
Fraud - Impersonation	5	2	0	0
Fraud - Welfare	0	0	0	0
Fraud - Wire	0	0	0	0
Motor Vehicle Theft	25	5	5	0
Robbery	2	1	0	0
Stolen Property Offense	2	1	0	0
Theft - Pocket Picking	2	0	0	0
Theft - Purse Snatching	0	0	0	0
Theft - Shoplifting	0	0	0	0
Theft from Building	80	18	10	0
Theft from Coin Machine	11	2	2	0
Theft from Motor Vehicle	31	3	3	0
Theft of Motor Vehicle Parts	21	0	0	0
Theft - All Other Larceny	101	26	18	1
<b>Crimes Against Society</b>				
Drug/Narcotic Violations	120	120	136	4
Drug/Narcotic Equipment Violations	60	60	6	0
Gambling-Betting/Wagering	0	0	0	0
Gambling-Operating/Promoting	0	0	0	0
Gambling-Equipment Violation	0	0	0	0
Gambling-Sports Tampering	0	0	0	0
Pornography/Obscene Materials	0	0	0	0
Prostitution	0	0	0	0
Prostitution-Assisting/Promoting	0	0	0	0
Weapon Law Violations	4	4	1	0
<b>Total Group A Offenses</b>	<b>1,254</b>	<b>613</b>	<b>413</b>	<b>17</b>



# Sequatchie County Sheriff's Department

<b>2001 Population Estimate</b>	<b>11,370</b>
No. of Municipal Police Depts.	1
<b>Offense Overview</b>	
Offense Total	385
Number Cleared	192
Percent Cleared	49.9%
Group A Crimes per 100,000 population	3,386.1
<b>Arrest Overview</b>	
Total Arrests	330
Adult Arrests	329
Juvenile Arrests	0
Unknown Age	1
Arrests per 100,000 population	2,902.4
Avg. number offenses/incident	1.17

Domestic Violence Victims		
Offense	Total	Arrests
Murder	0	0
Aggravated Assault	10	8
Simple Assault	24	16
Intimidation	12	8
Stalking	3	3
Forcible Rape	2	2
Forcible Sodomy	0	0
Sexual Assault w/Object	0	0
Forcible Fondling	0	0
Incest	4	0
Statutory Rape	0	0
Kidnapping/Abduction	1	1
<b>Total</b>	<b>56</b>	<b>38</b>

TIBRS Group B Arrests		
Offense	Adult	Juvenile
Bad Checks	24	0
Curfew/Vagrancy	0	0
Disorderly Conduct	6	0
DUI	20	0
Drunkenness	14	0
Family-Non Violent	7	0
Liquor Law Violation	0	0
Peeping Tom	0	0
Runaway	0	0
Trespass	12	0
All Other Offense	64	0
<b>Total Group B</b>	<b>147</b>	<b>0</b>

TIBRS Group A Offenses	Offenses		Arrests	
	Reported	Cleared	Adult	Juvenile
<b>Crimes Against Persons</b>				
Murder	2	1	1	0
Negligent Manslaughter	0	0	0	0
Kidnapping/Abduction	1	1	1	0
Forcible Rape	3	3	3	0
Forcible Sodomy	0	0	0	0
Sexual Assault w/Object	0	0	0	0
Forcible Fondling	0	0	0	0
Incest	4	0	0	0
Statutory Rape	0	0	0	0
Aggravated Assault	34	32	30	0
Simple Assault	47	38	36	0
Intimidation	38	36	28	0
Stalking	7	4	4	0
<b>Crimes Against Property</b>				
Arson	0	0	0	0
Bribery	0	0	0	0
Burglary	33	6	6	0
Counterfeiting/Forgery	3	3	2	0
Destruction/Damage/Vandalism	48	11	6	0
Embezzlement	0	0	0	0
Extortion/Blackmail	0	0	0	0
Fraud - False Pretenses	0	0	0	0
Fraud - Credit Card/ATM	2	1	1	0
Fraud - Impersonation	3	1	1	0
Fraud - Welfare	0	0	0	0
Fraud - Wire	0	0	0	0
Motor Vehicle Theft	29	10	8	0
Robbery	0	0	0	0
Stolen Property Offense	0	0	0	0
Theft - Pocket Picking	0	0	0	0
Theft - Purse Snatching	0	0	0	0
Theft - Shoplifting	0	0	0	0
Theft from Building	44	10	11	0
Theft from Coin Machine	0	0	0	0
Theft from Motor Vehicle	14	1	0	0
Theft of Motor Vehicle Parts	4	0	0	0
Theft - All Other Larceny	37	4	4	0
<b>Crimes Against Society</b>				
Drug/Narcotic Violations	14	14	17	0
Drug/Narcotic Equipment Violations	12	10	18	0
Gambling-Betting/Wagering	0	0	0	0
Gambling-Operating/Promoting	0	0	0	0
Gambling-Equipment Violation	0	0	0	0
Gambling-Sports Tampering	0	0	0	0
Pornography/Obscene Materials	1	1	2	0
Prostitution	0	0	0	0
Prostitution-Assisting/Promoting	0	0	0	0
Weapon Law Violations	5	5	3	0
<b>Total Group A Offenses</b>	<b>385</b>	<b>192</b>	<b>182</b>	<b>0</b>



# Sevier County Sheriff's Department

**2001 Population Estimate**                      71,170  
 No. of Municipal Police Depts.                      4

**Offense Overview**  
 Offense Total                                      2,587  
 Number Cleared                                  1,011  
 Percent Cleared                                  39.1%

Group A Crimes per 100,000  
 population                                      3,635.0

**Arrest Overview**  
 Total Arrests                                      599  
 Adult Arrests                                      569  
 Juvenile Arrests                                  28  
 Unknown Age                                      2

Arrests per 100,000 population                      841.6

Avg. number offenses/incident                      1.04

Domestic Violence Victims		
Offense	Total	Arrests
Murder	0	0
Aggravated Assault	22	18
Simple Assault	169	77
Intimidation	60	4
Stalking	0	0
Forcible Rape	1	1
Forcible Sodomy	0	0
Sexual Assault w/Object	0	0
Forcible Fondling	9	1
Incest	0	0
Statutory Rape	1	1
Kidnapping/Abduction	7	2
<b>Total</b>	<b>269</b>	<b>104</b>

TIBRS Group B Arrests		
Offense	Adult	Juvenile
Bad Checks	0	0
Curfew/Vagrancy	0	0
Disorderly Conduct	17	4
DUI	85	1
Drunkenness	106	0
Family-Non Violent	1	0
Liquor Law Violation	7	1
Peeping Tom	0	0
Runaway	0	1
Trespass	5	0
All Other Offense	44	2
<b>Total Group B</b>	<b>265</b>	<b>9</b>

TIBRS Group A Offenses	Offenses		Arrests	
	Reported	Cleared	Adult	Juvenile
<b>Crimes Against Persons</b>				
Murder	0	0	0	0
Negligent Manslaughter	0	0	0	0
Kidnapping/Abduction	8	6	2	0
Forcible Rape	8	3	2	0
Forcible Sodomy	4	0	0	0
Sexual Assault w/Object	0	0	0	0
Forcible Fondling	13	6	2	0
Incest	0	0	0	0
Statutory Rape	5	5	4	0
Aggravated Assault	86	62	31	2
Simple Assault	395	351	142	8
Intimidation	173	123	11	0
Stalking	5	3	1	0
<b>Crimes Against Property</b>				
Arson	2	0	0	0
Bribery	0	0	0	0
Burglary	450	39	15	0
Counterfeiting/Forgery	6	4	2	0
Destruction/Damage/Vandalism	493	165	8	1
Embezzlement	1	1	0	0
Extortion/Blackmail	0	0	0	0
Fraud - False Pretenses	16	7	1	0
Fraud - Credit Card/ATM	3	2	0	0
Fraud - Impersonation	12	2	0	0
Fraud - Welfare	0	0	0	0
Fraud - Wire	0	0	0	0
Motor Vehicle Theft	33	10	6	3
Robbery	86	8	2	0
Stolen Property Offense	0	0	0	0
Theft - Pocket Picking	0	0	0	0
Theft - Purse Snatching	1	0	0	0
Theft - Shoplifting	8	2	1	0
Theft from Building	91	25	7	0
Theft from Coin Machine	15	0	0	0
Theft from Motor Vehicle	61	9	1	3
Theft of Motor Vehicle Parts	5	1	2	0
Theft - All Other Larceny	558	131	19	0
<b>Crimes Against Society</b>				
Drug/Narcotic Violations	45	43	43	2
Drug/Narcotic Equipment Violations	0	0	0	0
Gambling-Betting/Wagering	0	0	0	0
Gambling-Operating/Promoting	0	0	0	0
Gambling-Equipment Violation	1	1	1	0
Gambling-Sports Tampering	0	0	0	0
Pornography/Obscene Materials	1	0	0	0
Prostitution	0	0	0	0
Prostitution-Assisting/Promoting	0	0	0	0
Weapon Law Violations	2	2	1	0
<b>Total Group A Offenses</b>	<b>2,587</b>	<b>1,011</b>	<b>304</b>	<b>19</b>





# Shelby County Sheriff's Department

**2001 Population Estimate** **897,472**

No. of Municipal Police Depts. 5

**Offense Overview**

Offense Total 9,088  
 Number Cleared 2,118  
 Percent Cleared 23.3%

Group A Crimes per 100,000 population 1,012.6

**Arrest Overview**

Total Arrests 3,132  
 Adult Arrests 2,261  
 Juvenile Arrests 871  
 Unknown Age 0

Arrests per 100,000 population 349.0

Avg. number offenses/incident 1.12

**Domestic Violence Victims**

Offense	Total	Arrests
Murder	2	1
Aggravated Assault	90	28
Simple Assault	521	194
Intimidation	127	0
Stalking	5	1
Forcible Rape	10	0
Forcible Sodomy	9	0
Sexual Assault w/Object	3	0
Forcible Fondling	14	1
Incest	1	0
Statutory Rape	1	0
Kidnapping/Abduction	17	0
<b>Total</b>	<b>800</b>	<b>225</b>

**TIBRS Group B Arrests**

Offense	Adult	Juvenile
Bad Checks	0	0
Curfew/Vagrancy	0	281
Disorderly Conduct	56	99
DUI	513	9
Drunkenness	14	6
Family-Non Violent	0	0
Liquor Law Violation	76	27
Peeping Tom	0	0
Runaway	0	54
Trespass	20	13
All Other Offense	172	37
<b>Total Group B</b>	<b>851</b>	<b>526</b>

TIBRS Group A Offenses	Offenses		Arrests	
	Reported	Cleared	Adult	Juvenile
<b>Crimes Against Persons</b>				
Murder	11	7	5	1
Negligent Manslaughter	0	0	0	0
Kidnapping/Abduction	34	4	2	0
Forcible Rape	32	7	1	0
Forcible Sodomy	18	6	0	0
Sexual Assault w/Object	11	3	0	1
Forcible Fondling	60	21	1	2
Incest	1	0	0	0
Statutory Rape	6	1	0	0
Aggravated Assault	336	142	76	15
Simple Assault	1,771	874	682	136
Intimidation	707	77	5	0
Stalking	32	2	1	0
<b>Crimes Against Property</b>				
Arson	16	0	0	0
Bribery	0	0	0	0
Burglary	1,371	74	41	40
Counterfeiting/Forgery	32	7	10	0
Destruction/Damage/Vandalism	896	47	18	12
Embezzlement	50	15	8	1
Extortion/Blackmail	2	0	0	0
Fraud - False Pretenses	176	9	3	2
Fraud - Credit Card/ATM	4	0	0	0
Fraud - Impersonation	7	4	4	0
Fraud - Welfare	0	0	0	0
Fraud - Wire	21	0	0	0
Motor Vehicle Theft	377	26	28	3
Robbery	97	14	11	2
Stolen Property Offense	72	45	23	4
Theft - Pocket Picking	4	0	0	0
Theft - Purse Snatching	4	0	0	0
Theft - Shoplifting	129	47	40	11
Theft from Building	328	16	7	9
Theft from Coin Machine	11	0	0	0
Theft from Motor Vehicle	589	11	6	3
Theft of Motor Vehicle Parts	382	7	3	3
Theft - All Other Larceny	851	17	37	7
<b>Crimes Against Society</b>				
Drug/Narcotic Violations	426	418	331	73
Drug/Narcotic Equipment Violations	139	136	25	6
Gambling-Betting/Wagering	0	0	0	0
Gambling-Operating/Promoting	0	0	0	0
Gambling-Equipment Violation	0	0	0	0
Gambling-Sports Tampering	0	0	0	0
Pornography/Obscene Materials	3	1	0	1
Prostitution	1	1	1	0
Prostitution-Assisting/Promoting	0	0	0	0
Weapon Law Violations	81	79	41	13
<b>Total Group A Offenses</b>	<b>9,088</b>	<b>2,118</b>	<b>1,410</b>	<b>345</b>



# Smith County Sheriff's Department

**2001 Population Estimate**                      **17,712**  
 No. of Municipal Police Depts.                      3

**Offense Overview**

Offense Total    269  
 Number Cleared    175  
 Percent Cleared    65.1%

Group A Crimes per 100,000  
 population    1,518.7

**Arrest Overview**

Total Arrests    551  
 Adult Arrests    543  
 Juvenile Arrests    8  
 Unknown Age    0

Arrests per 100,000 population                      3,110.9

Avg. number offenses/incident                      1.08

<b>Domestic Violence Victims</b>		
Offense	Total	Arrests
Murder	1	1
Aggravated Assault	18	16
Simple Assault	30	27
Intimidation	1	1
Stalking	0	0
Forcible Rape	0	0
Forcible Sodomy	0	0
Sexual Assault w/Object	0	0
Forcible Fondling	0	0
Incest	0	0
Statutory Rape	0	0
Kidnapping/Abduction	0	0
<b>Total</b>	<b>50</b>	<b>45</b>

<b>TIBRS Group B Arrests</b>		
Offense	Adult	Juvenile
Bad Checks	219	0
Curfew/Vagrancy	0	0
Disorderly Conduct	2	0
DUI	10	0
Drunkenness	34	0
Family-Non Violent	16	0
Liquor Law Violation	2	0
Peeping Tom	0	0
Runaway	0	0
Trespass	7	0
All Other Offense	89	0
<b>Total Group B</b>	<b>379</b>	<b>0</b>

<b>TIBRS Group A Offenses</b>	<b>Offenses</b>		<b>Arrests</b>	
	Reported	Cleared	Adult	Juvenile
<b>Crimes Against Persons</b>				
Murder	1	1	1	0
Negligent Manslaughter	0	0	0	0
Kidnapping/Abduction	3	3	1	0
Forcible Rape	0	0	0	0
Forcible Sodomy	0	0	0	0
Sexual Assault w/Object	0	0	0	0
Forcible Fondling	0	0	0	0
Incest	0	0	0	0
Statutory Rape	0	0	0	0
Aggravated Assault	49	46	45	0
Simple Assault	49	47	41	0
Intimidation	21	20	22	0
Stalking	0	0	0	0
<b>Crimes Against Property</b>				
Arson	1	0	0	0
Bribery	0	0	0	0
Burglary	39	11	12	1
Counterfeiting/Forgery	3	3	2	0
Destruction/Damage/Vandalism	30	10	10	4
Embezzlement	0	0	0	0
Extortion/Blackmail	0	0	0	0
Fraud - False Pretenses	1	0	0	0
Fraud - Credit Card/ATM	0	0	0	0
Fraud - Impersonation	0	0	0	0
Fraud - Welfare	0	0	0	0
Fraud - Wire	0	0	0	0
Motor Vehicle Theft	9	6	5	0
Robbery	1	1	3	0
Stolen Property Offense	1	1	2	0
Theft - Pocket Picking	0	0	0	0
Theft - Purse Snatching	0	0	0	0
Theft - Shoplifting	0	0	0	0
Theft from Building	6	4	3	0
Theft from Coin Machine	0	0	0	0
Theft from Motor Vehicle	12	1	1	0
Theft of Motor Vehicle Parts	4	0	0	0
Theft - All Other Larceny	27	9	8	2
<b>Crimes Against Society</b>				
Drug/Narcotic Violations	8	8	6	1
Drug/Narcotic Equipment Violations	4	4	2	0
Gambling-Betting/Wagering	0	0	0	0
Gambling-Operating/Promoting	0	0	0	0
Gambling-Equipment Violation	0	0	0	0
Gambling-Sports Tampering	0	0	0	0
Pornography/Obscene Materials	0	0	0	0
Prostitution	0	0	0	0
Prostitution-Assisting/Promoting	0	0	0	0
Weapon Law Violations	0	0	0	0
<b>Total Group A Offenses</b>	<b>269</b>	<b>175</b>	<b>164</b>	<b>8</b>



# Stewart County Sheriff's Department

<b>2001 Population Estimate</b>	<b>12,370</b>
No. of Municipal Police Depts.	2
<b>Offense Overview</b>	
Offense Total	137
Number Cleared	80
Percent Cleared	58.4%
Group A Crimes per 100,000 population	1,107.5
<b>Arrest Overview</b>	
Total Arrests	268
Adult Arrests	268
Juvenile Arrests	0
Unknown Age	0
Arrests per 100,000 population	2,166.5
Avg. number offenses/incident	1.10

Domestic Violence Victims		
Offense	Total	Arrests
Murder	0	0
Aggravated Assault	2	2
Simple Assault	26	25
Intimidation	0	0
Stalking	0	0
Forcible Rape	0	0
Forcible Sodomy	0	0
Sexual Assault w/Object	0	0
Forcible Fondling	0	0
Incest	0	0
Statutory Rape	0	0
Kidnapping/Abduction	0	0
<b>Total</b>	<b>28</b>	<b>27</b>

TIBRS Group B Arrests		
Offense	Adult	Juvenile
Bad Checks	29	0
Curfew/Vagrancy	0	0
Disorderly Conduct	2	0
DUI	25	0
Drunkenness	12	0
Family-Non Violent	3	0
Liquor Law Violation	2	0
Peeping Tom	0	0
Runaway	0	0
Trespass	4	0
All Other Offense	114	0
<b>Total Group B</b>	<b>191</b>	<b>0</b>

TIBRS Group A Offenses	Offenses		Arrests	
	Reported	Cleared	Adult	Juvenile
<b>Crimes Against Persons</b>				
Murder	0	0	0	0
Negligent Manslaughter	0	0	0	0
Kidnapping/Abduction	1	1	2	0
Forcible Rape	0	0	0	0
Forcible Sodomy	0	0	0	0
Sexual Assault w/Object	0	0	0	0
Forcible Fondling	0	0	0	0
Incest	0	0	0	0
Statutory Rape	0	0	0	0
Aggravated Assault	7	7	7	0
Simple Assault	42	41	42	0
Intimidation	10	8	8	0
Stalking	3	3	3	0
<b>Crimes Against Property</b>				
Arson	1	1	1	0
Bribery	0	0	0	0
Burglary	28	1	1	0
Counterfeiting/Forgery	3	2	2	0
Destruction/Damage/Vandalism	14	4	3	0
Embezzlement	0	0	0	0
Extortion/Blackmail	0	0	0	0
Fraud - False Pretenses	1	1	0	0
Fraud - Credit Card/ATM	0	0	0	0
Fraud - Impersonation	1	1	1	0
Fraud - Welfare	0	0	0	0
Fraud - Wire	0	0	0	0
Motor Vehicle Theft	3	0	0	0
Robbery	0	0	0	0
Stolen Property Offense	0	0	0	0
Theft - Pocket Picking	0	0	0	0
Theft - Purse Snatching	0	0	0	0
Theft - Shoplifting	0	0	0	0
Theft from Building	3	1	0	0
Theft from Coin Machine	0	0	0	0
Theft from Motor Vehicle	2	0	0	0
Theft of Motor Vehicle Parts	1	0	0	0
Theft - All Other Larceny	9	1	2	0
<b>Crimes Against Society</b>				
Drug/Narcotic Violations	3	3	3	0
Drug/Narcotic Equipment Violations	2	2	0	0
Gambling-Betting/Wagering	0	0	0	0
Gambling-Operating/Promoting	0	0	0	0
Gambling-Equipment Violation	0	0	0	0
Gambling-Sports Tampering	0	0	0	0
Pornography/Obscene Materials	0	0	0	0
Prostitution	0	0	0	0
Prostitution-Assisting/Promoting	0	0	0	0
Weapon Law Violations	3	3	2	0
<b>Total Group A Offenses</b>	<b>137</b>	<b>80</b>	<b>77</b>	<b>0</b>



# Sullivan County Sheriff's Department

**2001 Population Estimate**                    **153,048**  
 No. of Municipal Police Depts.                    3

**Offense Overview**

Offense Total    4,430  
 Number Cleared                                        1,066  
 Percent Cleared                                        24.1%

Group A Crimes per 100,000  
 population    2,894.5

**Arrest Overview**

Total Arrests    2,374  
 Adult Arrests    2,106  
 Juvenile Arrests                                        268  
 Unknown Age    0

Arrests per 100,000 population                    1,551.1

Avg. number offenses/incident                    1.19

**Domestic Violence Victims**

Offense	Total	Arrests
Murder	2	2
Aggravated Assault	79	42
Simple Assault	422	158
Intimidation	122	25
Stalking	3	0
Forcible Rape	13	3
Forcible Sodomy	8	2
Sexual Assault w/Object	6	0
Forcible Fondling	22	1
Incest	1	1
Statutory Rape	0	0
Kidnapping/Abduction	8	1
<b>Total</b>	<b>686</b>	<b>235</b>

**TIBRS Group B Arrests**

Offense	Adult	Juvenile
Bad Checks	2	0
Curfew/Vagrancy	0	0
Disorderly Conduct	7	2
DUI	183	0
Drunkenness	57	0
Family-Non Violent	1	0
Liquor Law Violation	3	3
Peeping Tom	0	0
Runaway	0	127
Trespass	2	2
All Other Offense	1,367	11
<b>Total Group B</b>	<b>1,622</b>	<b>145</b>

TIBRS Group A Offenses	Offenses		Arrests	
	Reported	Cleared	Adult	Juvenile
<b>Crimes Against Persons</b>				
Murder	3	2	2	0
Negligent Manslaughter	0	0	0	0
Kidnapping/Abduction	12	7	1	0
Forcible Rape	29	10	3	1
Forcible Sodomy	15	6	1	1
Sexual Assault w/Object	8	5	1	0
Forcible Fondling	60	20	3	1
Incest	1	1	1	0
Statutory Rape	9	2	2	0
Aggravated Assault	284	141	86	8
Simple Assault	809	360	214	39
Intimidation	426	79	27	9
Stalking	18	5	2	0
<b>Crimes Against Property</b>				
Arson	24	3	0	0
Bribery	0	0	0	0
Burglary	580	59	21	13
Counterfeiting/Forgery	69	25	16	2
Destruction/Damage/Vandalism	715	86	15	6
Embezzlement	21	6	4	0
Extortion/Blackmail	2	0	0	0
Fraud - False Pretenses	104	34	4	1
Fraud - Credit Card/ATM	15	1	0	0
Fraud - Impersonation	21	8	3	1
Fraud - Welfare	0	0	0	0
Fraud - Wire	2	1	0	0
Motor Vehicle Theft	115	11	6	3
Robbery	21	7	5	1
Stolen Property Offense	9	8	6	0
Theft - Pocket Picking	3	0	0	0
Theft - Purse Snatching	1	1	2	0
Theft - Shoplifting	20	5	6	0
Theft from Building	220	49	14	5
Theft from Coin Machine	9	0	0	0
Theft from Motor Vehicle	193	13	6	4
Theft of Motor Vehicle Parts	140	2	1	2
Theft - All Other Larceny	347	10	2	3
<b>Crimes Against Society</b>				
Drug/Narcotic Violations	69	56	24	18
Drug/Narcotic Equipment Violations	31	27	2	1
Gambling-Betting/Wagering	0	0	0	0
Gambling-Operating/Promoting	0	0	0	0
Gambling-Equipment Violation	0	0	0	0
Gambling-Sports Tampering	0	0	0	0
Pornography/Obscene Materials	6	1	0	0
Prostitution	1	0	0	0
Prostitution-Assisting/Promoting	0	0	0	0
Weapon Law Violations	18	15	4	4
<b>Total Group A Offenses</b>	<b>4,430</b>	<b>1,066</b>	<b>484</b>	<b>123</b>



# Sumner County Sheriff's Department

**2001 Population Estimate**                      **130,449**  
 No. of Municipal Police Depts.                      6

**Offense Overview**

Offense Total    2,124  
 Number Cleared    743  
 Percent Cleared    35.0%

Group A Crimes per 100,000  
 population    1,628.2

**Arrest Overview**

Total Arrests    3,260  
 Adult Arrests    3,092  
 Juvenile Arrests    167  
 Unknown Age    1

Arrests per 100,000 population                      2,499.1

Avg. number offenses/incident                      1.06

<b>Domestic Violence Victims</b>		
Offense	Total	Arrests
Murder	0	0
Aggravated Assault	25	19
Simple Assault	245	156
Intimidation	51	3
Stalking	2	0
Forcible Rape	8	3
Forcible Sodomy	1	3
Sexual Assault w/Object	0	0
Forcible Fondling	16	3
Incest	1	0
Statutory Rape	1	0
Kidnapping/Abduction	2	1
<b>Total</b>	<b>352</b>	<b>188</b>

<b>TIBRS Group B Arrests</b>		
Offense	Adult	Juvenile
Bad Checks	671	1
Curfew/Vagrancy	0	2
Disorderly Conduct	9	1
DUI	77	2
Drunkenness	42	0
Family-Non Violent	3	0
Liquor Law Violation	12	8
Peeping Tom	0	0
Runaway	0	21
Trespass	10	0
All Other Offense	1,744	54
<b>Total Group B</b>	<b>2,568</b>	<b>89</b>

<b>TIBRS Group A Offenses</b>	<b>Offenses</b>		<b>Arrests</b>	
	<b>Reported</b>	<b>Cleared</b>	<b>Adult</b>	<b>Juvenile</b>
<b>Crimes Against Persons</b>				
Murder	1	1	2	0
Negligent Manslaughter	0	0	0	0
Kidnapping/Abduction	4	1	0	0
Forcible Rape	18	10	4	1
Forcible Sodomy	1	0	0	0
Sexual Assault w/Object	0	0	0	0
Forcible Fondling	35	6	3	1
Incest	1	0	0	0
Statutory Rape	14	6	7	0
Aggravated Assault	77	49	47	3
Simple Assault	474	269	223	28
Intimidation	196	6	5	0
Stalking	5	0	0	0
<b>Crimes Against Property</b>				
Arson	12	3	4	0
Bribery	0	0	0	0
Burglary	248	31	43	9
Counterfeiting/Forgery	46	36	13	1
Destruction/Damage/Vandalism	231	15	8	0
Embezzlement	0	0	0	0
Extortion/Blackmail	0	0	0	0
Fraud - False Pretenses	156	133	65	0
Fraud - Credit Card/ATM	17	3	1	0
Fraud - Impersonation	6	3	3	0
Fraud - Welfare	0	0	0	0
Fraud - Wire	0	0	0	0
Motor Vehicle Theft	50	9	8	2
Robbery	8	3	2	2
Stolen Property Offense	24	7	3	0
Theft - Pocket Picking	3	0	0	0
Theft - Purse Snatching	1	1	0	1
Theft - Shoplifting	1	1	1	0
Theft from Building	64	9	7	0
Theft from Coin Machine	1	1	2	0
Theft from Motor Vehicle	69	21	13	1
Theft of Motor Vehicle Parts	61	6	1	0
Theft - All Other Larceny	205	36	18	2
<b>Crimes Against Society</b>				
Drug/Narcotic Violations	62	52	35	26
Drug/Narcotic Equipment Violations	22	21	3	1
Gambling-Betting/Wagering	0	0	0	0
Gambling-Operating/Promoting	0	0	0	0
Gambling-Equipment Violation	0	0	0	0
Gambling-Sports Tampering	0	0	0	0
Pornography/Obscene Materials	3	0	0	0
Prostitution	0	0	0	0
Prostitution-Assisting/Promoting	0	0	0	0
Weapon Law Violations	8	4	3	0
<b>Total Group A Offenses</b>	<b>2,124</b>	<b>743</b>	<b>524</b>	<b>78</b>



# Tipton County Sheriff's Department

**2001 Population Estimate**                      **51,271**

No. of Municipal Police Depts.                      5

**Offense Overview**

Offense Total    2,506  
 Number Cleared    667  
 Percent Cleared    26.6%

Group A Crimes per 100,000  
 population    4,887.8

**Arrest Overview**

Total Arrests    1,394  
 Adult Arrests    1,322  
 Juvenile Arrests    68  
 Unknown Age    4

Arrests per 100,000 population                      2,718.9

Avg. number offenses/incident                      1.04

<b>Domestic Violence Victims</b>		
Offense	Total	Arrests
Murder	0	0
Aggravated Assault	51	43
Simple Assault	266	194
Intimidation	85	5
Stalking	0	0
Forcible Rape	2	0
Forcible Sodomy	0	0
Sexual Assault w/Object	0	0
Forcible Fondling	2	0
Incest	1	0
Statutory Rape	0	0
Kidnapping/Abduction	0	0
<b>Total</b>	<b>407</b>	<b>242</b>

<b>TIBRS Group B Arrests</b>		
Offense	Adult	Juvenile
Bad Checks	168	0
Curfew/Vagrancy	2	0
Disorderly Conduct	15	4
DUI	100	0
Drunkenness	80	3
Family-Non Violent	10	9
Liquor Law Violation	22	33
Peeping Tom	1	0
Runaway	0	6
Trespass	10	2
All Other Offense	848	11
<b>Total Group B</b>	<b>1,256</b>	<b>68</b>

<b>TIBRS Group A Offenses</b>	<b>Offenses</b>		<b>Arrests</b>	
	<b>Reported</b>	<b>Cleared</b>	<b>Adult</b>	<b>Juvenile</b>
<b>Crimes Against Persons</b>				
Murder	3	3	0	0
Negligent Manslaughter	0	0	0	0
Kidnapping/Abduction	2	1	0	0
Forcible Rape	11	0	0	0
Forcible Sodomy	2	1	1	0
Sexual Assault w/Object	0	0	0	0
Forcible Fondling	12	0	0	0
Incest	3	1	0	0
Statutory Rape	2	0	0	0
Aggravated Assault	141	96	10	0
Simple Assault	506	299	29	0
Intimidation	325	19	0	0
Stalking	4	0	0	0
<b>Crimes Against Property</b>				
Arson	9	1	0	0
Bribery	0	0	0	0
Burglary	319	29	10	0
Counterfeiting/Forgery	15	2	0	0
Destruction/Damage/Vandalism	337	14	2	0
Embezzlement	1	0	0	0
Extortion/Blackmail	1	0	0	0
Fraud - False Pretenses	17	2	0	0
Fraud - Credit Card/ATM	11	0	0	0
Fraud - Impersonation	23	1	0	0
Fraud - Welfare	0	0	0	0
Fraud - Wire	1	0	0	0
Motor Vehicle Theft	120	15	3	0
Robbery	9	4	0	0
Stolen Property Offense	0	0	0	0
Theft - Pocket Picking	1	0	0	0
Theft - Purse Snatching	1	0	0	0
Theft - Shoplifting	3	1	0	0
Theft from Building	65	3	0	0
Theft from Coin Machine	0	0	0	0
Theft from Motor Vehicle	94	2	1	0
Theft of Motor Vehicle Parts	81	1	0	0
Theft - All Other Larceny	221	8	0	0
<b>Crimes Against Society</b>				
Drug/Narcotic Violations	130	129	10	0
Drug/Narcotic Equipment Violations	26	25	0	0
Gambling-Betting/Wagering	0	0	0	0
Gambling-Operating/Promoting	0	0	0	0
Gambling-Equipment Violation	0	0	0	0
Gambling-Sports Tampering	0	0	0	0
Pornography/Obscene Materials	0	0	0	0
Prostitution	0	0	0	0
Prostitution-Assisting/Promoting	0	0	0	0
Weapon Law Violations	10	10	0	0
<b>Total Group A Offenses</b>	<b>2,506</b>	<b>667</b>	<b>66</b>	<b>0</b>



# Unicoi County Sheriff's Department

**2001 Population Estimate** **17,667**

No. of Municipal Police Depts. 1

**Offense Overview**

Offense Total 721

Number Cleared 231

Percent Cleared 32.0%

Group A Crimes per 100,000 population 4,081.1

**Arrest Overview**

Total Arrests 477

Adult Arrests 467

Juvenile Arrests 6

Unknown Age 4

Arrests per 100,000 population 2,699.9

Avg. number offenses/incident 1.08

Domestic Violence Victims		
Offense	Total	Arrests
Murder	0	0
Aggravated Assault	23	10
Simple Assault	59	29
Intimidation	24	6
Stalking	2	2
Forcible Rape	0	0
Forcible Sodomy	0	0
Sexual Assault w/Object	0	0
Forcible Fondling	0	0
Incest	4	1
Statutory Rape	0	0
Kidnapping/Abduction	1	1
<b>Total</b>	<b>113</b>	<b>49</b>

TIBRS Group B Arrests		
Offense	Adult	Juvenile
Bad Checks	4	0
Curfew/Vagrancy	0	0
Disorderly Conduct	3	0
DUI	55	0
Drunkenness	73	0
Family-Non Violent	10	3
Liquor Law Violation	6	0
Peeping Tom	0	0
Runaway	0	0
Trespass	1	0
All Other Offense	83	2
<b>Total Group B</b>	<b>235</b>	<b>5</b>

TIBRS Group A Offenses	Offenses		Arrests	
	Reported	Cleared	Adult	Juvenile
<b>Crimes Against Persons</b>				
Murder	0	0	0	0
Negligent Manslaughter	0	0	0	0
Kidnapping/Abduction	1	1	1	0
Forcible Rape	1	0	0	0
Forcible Sodomy	0	0	0	0
Sexual Assault w/Object	0	0	0	0
Forcible Fondling	2	0	0	0
Incest	4	1	1	0
Statutory Rape	1	1	1	0
Aggravated Assault	51	26	26	0
Simple Assault	111	56	54	0
Intimidation	79	23	22	0
Stalking	6	6	7	0
<b>Crimes Against Property</b>				
Arson	3	1	1	0
Bribery	0	0	0	0
Burglary	85	13	14	0
Counterfeiting/Forgery	0	0	0	0
Destruction/Damage/Vandalism	98	8	7	0
Embezzlement	0	0	0	0
Extortion/Blackmail	0	0	0	0
Fraud - False Pretenses	23	8	5	0
Fraud - Credit Card/ATM	2	1	2	0
Fraud - Impersonation	1	0	0	0
Fraud - Welfare	0	0	0	0
Fraud - Wire	0	0	0	0
Motor Vehicle Theft	21	5	3	0
Robbery	3	2	2	0
Stolen Property Offense	0	0	0	0
Theft - Pocket Picking	1	0	0	0
Theft - Purse Snatching	4	0	0	0
Theft - Shoplifting	0	0	0	0
Theft from Building	91	17	18	0
Theft from Coin Machine	6	0	0	0
Theft from Motor Vehicle	34	4	3	1
Theft of Motor Vehicle Parts	8	2	5	0
Theft - All Other Larceny	31	2	1	0
<b>Crimes Against Society</b>				
Drug/Narcotic Violations	48	48	56	0
Drug/Narcotic Equipment Violations	6	6	3	0
Gambling-Betting/Wagering	0	0	0	0
Gambling-Operating/Promoting	0	0	0	0
Gambling-Equipment Violation	0	0	0	0
Gambling-Sports Tampering	0	0	0	0
Pornography/Obscene Materials	0	0	0	0
Prostitution	0	0	0	0
Prostitution-Assisting/Promoting	0	0	0	0
Weapon Law Violations	0	0	0	0
<b>Total Group A Offenses</b>	<b>721</b>	<b>231</b>	<b>232</b>	<b>1</b>



# Union County Sheriff's Department

<b>2001 Population Estimate</b>	<b>17,808</b>
No. of Municipal Police Depts.	1
<b>Offense Overview</b>	
Offense Total	682
Number Cleared	269
Percent Cleared	39.4%
Group A Crimes per 100,000 population	3,829.7
<b>Arrest Overview</b>	
Total Arrests	668
Adult Arrests	597
Juvenile Arrests	70
Unknown Age	1
Arrests per 100,000 population	3,751.1
Avg. number offenses/incident	1.07

Domestic Violence Victims		
Offense	Total	Arrests
Murder	1	1
Aggravated Assault	16	15
Simple Assault	62	50
Intimidation	13	2
Stalking	0	0
Forcible Rape	1	1
Forcible Sodomy	0	0
Sexual Assault w/Object	0	0
Forcible Fondling	0	0
Incest	0	0
Statutory Rape	0	0
Kidnapping/Abduction	0	0
<b>Total</b>	<b>93</b>	<b>69</b>

TIBRS Group B Arrests		
Offense	Adult	Juvenile
Bad Checks	9	0
Curfew/Vagrancy	0	0
Disorderly Conduct	11	3
DUI	85	1
Drunkenness	105	12
Family-Non Violent	2	0
Liquor Law Violation	12	4
Peeping Tom	0	0
Runaway	0	14
Trespass	9	5
All Other Offense	131	0
<b>Total Group B</b>	<b>364</b>	<b>39</b>

TIBRS Group A Offenses	Offenses		Arrests	
	Reported	Cleared	Adult	Juvenile
<b>Crimes Against Persons</b>				
Murder	1	1	1	0
Negligent Manslaughter	0	0	0	0
Kidnapping/Abduction	0	0	0	0
Forcible Rape	1	1	1	0
Forcible Sodomy	0	0	0	0
Sexual Assault w/Object	0	0	0	0
Forcible Fondling	0	0	0	0
Incest	0	0	0	0
Statutory Rape	1	1	1	0
Aggravated Assault	51	35	35	4
Simple Assault	117	82	74	7
Intimidation	47	7	3	4
Stalking	0	0	1	0
<b>Crimes Against Property</b>				
Arson	0	0	0	0
Bribery	0	0	0	0
Burglary	162	12	12	5
Counterfeiting/Forgery	1	0	0	0
Destruction/Damage/Vandalism	38	5	2	1
Embezzlement	2	0	0	0
Extortion/Blackmail	0	0	0	0
Fraud - False Pretenses	0	0	0	0
Fraud - Credit Card/ATM	1	0	0	0
Fraud - Impersonation	0	0	0	0
Fraud - Welfare	0	0	0	0
Fraud - Wire	0	0	0	0
Motor Vehicle Theft	27	7	6	1
Robbery	2	0	0	0
Stolen Property Offense	0	0	0	0
Theft - Pocket Picking	0	0	0	0
Theft - Purse Snatching	0	0	0	0
Theft - Shoplifting	0	0	0	0
Theft from Building	5	0	0	0
Theft from Coin Machine	0	0	0	0
Theft from Motor Vehicle	31	1	1	0
Theft of Motor Vehicle Parts	10	0	0	0
Theft - All Other Larceny	73	5	6	0
<b>Crimes Against Society</b>				
Drug/Narcotic Violations	94	94	84	7
Drug/Narcotic Equipment Violations	15	15	3	2
Gambling-Betting/Wagering	0	0	0	0
Gambling-Operating/Promoting	0	0	0	0
Gambling-Equipment Violation	0	0	0	0
Gambling-Sports Tampering	0	0	0	0
Pornography/Obscene Materials	0	0	0	0
Prostitution	0	0	0	0
Prostitution-Assisting/Promoting	0	0	0	0
Weapon Law Violations	3	3	3	0
<b>Total Group A Offenses</b>	<b>682</b>	<b>269</b>	<b>233</b>	<b>31</b>





# Van Buren County Sheriff's Department

<b>2001 Population Estimate</b>	<b>5,508</b>
No. of Municipal Police Depts.	1
<b>Offense Overview</b>	
Offense Total	127
Number Cleared	62
Percent Cleared	48.8%
Group A Crimes per 100,000 population	2,305.7
<b>Arrest Overview</b>	
Total Arrests	191
Adult Arrests	189
Juvenile Arrests	0
Unknown Age	2
Arrests per 100,000 population	3,467.7
Avg. number offenses/incident	1.04

Domestic Violence Victims		
Offense	Total	Arrests
Murder	0	0
Aggravated Assault	3	2
Simple Assault	16	15
Intimidation	1	1
Stalking	0	0
Forcible Rape	1	0
Forcible Sodomy	0	0
Sexual Assault w/Object	0	0
Forcible Fondling	0	0
Incest	0	0
Statutory Rape	0	0
Kidnapping/Abduction	0	0
<b>Total</b>	<b>21</b>	<b>18</b>

TIBRS Group B Arrests		
Offense	Adult	Juvenile
Bad Checks	6	0
Curfew/Vagrancy	0	0
Disorderly Conduct	0	0
DUI	7	0
Drunkenness	3	0
Family-Non Violent	0	0
Liquor Law Violation	1	0
Peeping Tom	0	0
Runaway	0	0
Trespass	3	0
All Other Offense	125	0
<b>Total Group B</b>	<b>145</b>	<b>0</b>

TIBRS Group A Offenses	Offenses		Arrests	
	Reported	Cleared	Adult	Juvenile
<b>Crimes Against Persons</b>				
Murder	0	0	0	0
Negligent Manslaughter	0	0	0	0
Kidnapping/Abduction	0	0	0	0
Forcible Rape	1	1	0	0
Forcible Sodomy	0	0	0	0
Sexual Assault w/Object	0	0	0	0
Forcible Fondling	0	0	0	0
Incest	0	0	0	0
Statutory Rape	0	0	0	0
Aggravated Assault	6	6	4	0
Simple Assault	24	22	21	0
Intimidation	3	3	1	0
Stalking	1	1	1	0
<b>Crimes Against Property</b>				
Arson	0	0	0	0
Bribery	0	0	0	0
Burglary	14	1	0	0
Counterfeiting/Forgery	0	0	0	0
Destruction/Damage/Vandalism	18	6	2	0
Embezzlement	0	0	0	0
Extortion/Blackmail	0	0	0	0
Fraud - False Pretenses	1	1	0	0
Fraud - Credit Card/ATM	0	0	0	0
Fraud - Impersonation	0	0	0	0
Fraud - Welfare	0	0	0	0
Fraud - Wire	0	0	0	0
Motor Vehicle Theft	5	1	1	0
Robbery	0	0	0	0
Stolen Property Offense	0	0	0	0
Theft - Pocket Picking	0	0	0	0
Theft - Purse Snatching	0	0	0	0
Theft - Shoplifting	0	0	0	0
Theft from Building	28	5	4	0
Theft from Coin Machine	0	0	0	0
Theft from Motor Vehicle	5	1	0	0
Theft of Motor Vehicle Parts	4	0	0	0
Theft - All Other Larceny	4	1	1	0
<b>Crimes Against Society</b>				
Drug/Narcotic Violations	10	10	9	0
Drug/Narcotic Equipment Violations	1	1	0	0
Gambling-Betting/Wagering	0	0	0	0
Gambling-Operating/Promoting	0	0	0	0
Gambling-Equipment Violation	0	0	0	0
Gambling-Sports Tampering	0	0	0	0
Pornography/Obscene Materials	0	0	0	0
Prostitution	0	0	0	0
Prostitution-Assisting/Promoting	0	0	0	0
Weapon Law Violations	2	2	0	0
<b>Total Group A Offenses</b>	<b>127</b>	<b>62</b>	<b>44</b>	<b>0</b>



# Warren County Sheriff's Department

**2001 Population Estimate**                      **38,276**  
 No. of Municipal Police Depts.                      1

**Offense Overview**  
 Offense Total    997  
 Number Cleared    552  
 Percent Cleared    55.4%

Group A Crimes per 100,000  
 population    2,604.8

**Arrest Overview**  
 Total Arrests    2,001  
 Adult Arrests    1,726  
 Juvenile Arrests    275  
 Unknown Age    0

Arrests per 100,000 population                      5,227.8

Avg. number offenses/incident                      1.13

<b>Domestic Violence Victims</b>		
Offense	Total	Arrests
Murder	0	0
Aggravated Assault	16	14
Simple Assault	40	36
Intimidation	5	3
Stalking	4	4
Forcible Rape	0	0
Forcible Sodomy	0	0
Sexual Assault w/Object	0	0
Forcible Fondling	1	1
Incest	0	0
Statutory Rape	0	0
Kidnapping/Abduction	0	0
<b>Total</b>	<b>66</b>	<b>58</b>

<b>TIBRS Group B Arrests</b>		
Offense	Adult	Juvenile
Bad Checks	127	0
Curfew/Vagrancy	0	0
Disorderly Conduct	16	12
DUI	56	0
Drunkenness	46	9
Family-Non Violent	71	0
Liquor Law Violation	9	1
Peeping Tom	0	0
Runaway	0	7
Trespass	18	1
All Other Offense	918	177
<b>Total Group B</b>	<b>1,261</b>	<b>207</b>

<b>TIBRS Group A Offenses</b>	<b>Offenses</b>		<b>Arrests</b>	
	Reported	Cleared	Adult	Juvenile
<b>Crimes Against Persons</b>				
Murder	2	2	2	0
Negligent Manslaughter	0	0	0	0
Kidnapping/Abduction	0	0	0	0
Forcible Rape	1	1	1	0
Forcible Sodomy	0	0	0	0
Sexual Assault w/Object	0	0	0	0
Forcible Fondling	3	3	2	1
Incest	0	0	0	0
Statutory Rape	0	0	0	0
Aggravated Assault	54	52	41	4
Simple Assault	139	129	118	6
Intimidation	10	10	3	2
Stalking	12	12	11	1
<b>Crimes Against Property</b>				
Arson	4	4	2	0
Bribery	0	0	0	0
Burglary	121	23	20	11
Counterfeiting/Forgery	5	2	3	1
Destruction/Damage/Vandalism	132	31	18	7
Embezzlement	0	0	0	0
Extortion/Blackmail	0	0	0	0
Fraud - False Pretenses	6	3	2	0
Fraud - Credit Card/ATM	4	1	3	0
Fraud - Impersonation	7	7	6	1
Fraud - Welfare	0	0	0	0
Fraud - Wire	0	0	0	0
Motor Vehicle Theft	48	23	19	4
Robbery	2	1	1	1
Stolen Property Offense	1	1	2	0
Theft - Pocket Picking	0	0	0	0
Theft - Purse Snatching	0	0	0	0
Theft - Shoplifting	0	0	0	0
Theft from Building	81	12	14	2
Theft from Coin Machine	0	0	0	0
Theft from Motor Vehicle	39	3	3	2
Theft of Motor Vehicle Parts	26	3	2	2
Theft - All Other Larceny	83	12	15	0
<b>Crimes Against Society</b>				
Drug/Narcotic Violations	132	132	163	22
Drug/Narcotic Equipment Violations	75	75	7	0
Gambling-Betting/Wagering	0	0	0	0
Gambling-Operating/Promoting	0	0	0	0
Gambling-Equipment Violation	0	0	0	0
Gambling-Sports Tampering	0	0	0	0
Pornography/Obscene Materials	0	0	0	0
Prostitution	0	0	0	0
Prostitution-Assisting/Promoting	0	0	0	0
Weapon Law Violations	10	10	7	1
<b>Total Group A Offenses</b>	<b>997</b>	<b>552</b>	<b>465</b>	<b>68</b>



# Washington County Sheriff's Department

**2001 Population Estimate**                      **107,198**

No. of Municipal Police Depts.                      2

**Offense Overview**

Offense Total    3,119

Number Cleared                                        1,082

Percent Cleared                                        34.7%

Group A Crimes per 100,000  
population    2,909.6

**Arrest Overview**

Total Arrests    2,534

Adult Arrests    2,439

Juvenile Arrests                                        95

Unknown Age    0

Arrests per 100,000 population                      2,363.9

Avg. number offenses/incident                      1.19

<b>Domestic Violence Victims</b>		
Offense	Total	Arrests
Murder	0	0
Aggravated Assault	66	37
Simple Assault	350	195
Intimidation	209	42
Stalking	1	1
Forcible Rape	0	0
Forcible Sodomy	0	0
Sexual Assault w/Object	0	0
Forcible Fondling	2	0
Incest	0	0
Statutory Rape	0	0
Kidnapping/Abduction	3	1
<b>Total</b>	<b>631</b>	<b>276</b>

<b>TIBRS Group B Arrests</b>		
Offense	Adult	Juvenile
Bad Checks	1	0
Curfew/Vagrancy	0	0
Disorderly Conduct	11	3
DUI	180	2
Drunkenness	169	1
Family-Non Violent	1	0
Liquor Law Violation	1	0
Peeping Tom	0	0
Runaway	0	0
Trespass	19	1
All Other Offense	1,340	16
<b>Total Group B</b>	<b>1,722</b>	<b>23</b>

<b>TIBRS Group A Offenses</b>	<b>Offenses</b>		<b>Arrests</b>	
	<b>Reported</b>	<b>Cleared</b>	<b>Adult</b>	<b>Juvenile</b>
<b>Crimes Against Persons</b>				
Murder	0	0	0	0
Negligent Manslaughter	0	0	0	0
Kidnapping/Abduction	3	2	1	0
Forcible Rape	4	3	2	0
Forcible Sodomy	1	1	0	0
Sexual Assault w/Object	1	0	0	0
Forcible Fondling	9	2	0	0
Incest	0	0	0	0
Statutory Rape	3	3	2	0
Aggravated Assault	169	114	87	8
Simple Assault	618	368	279	13
Intimidation	539	142	79	8
Stalking	14	7	7	0
<b>Crimes Against Property</b>				
Arson	11	0	0	0
Bribery	0	0	0	0
Burglary	344	39	30	9
Counterfeiting/Forgery	19	11	5	0
Destruction/Damage/Vandalism	420	61	17	5
Embezzlement	0	0	0	0
Extortion/Blackmail	3	2	1	0
Fraud - False Pretenses	10	2	0	0
Fraud - Credit Card/ATM	22	2	1	0
Fraud - Impersonation	29	17	15	0
Fraud - Welfare	0	0	0	0
Fraud - Wire	0	0	0	0
Motor Vehicle Theft	97	17	14	1
Robbery	9	6	5	0
Stolen Property Offense	12	11	9	0
Theft - Pocket Picking	0	0	0	0
Theft - Purse Snatching	0	0	0	0
Theft - Shoplifting	1	1	1	0
Theft from Building	161	25	15	0
Theft from Coin Machine	7	1	3	0
Theft from Motor Vehicle	122	12	16	1
Theft of Motor Vehicle Parts	87	3	2	0
Theft - All Other Larceny	170	12	7	1
<b>Crimes Against Society</b>				
Drug/Narcotic Violations	137	127	94	19
Drug/Narcotic Equipment Violations	73	69	15	4
Gambling-Betting/Wagering	0	0	0	0
Gambling-Operating/Promoting	0	0	0	0
Gambling-Equipment Violation	0	0	0	0
Gambling-Sports Tampering	0	0	0	0
Pornography/Obscene Materials	1	1	1	0
Prostitution	0	0	0	0
Prostitution-Assisting/Promoting	0	0	0	0
Weapon Law Violations	23	21	9	3
<b>Total Group A Offenses</b>	<b>3,119</b>	<b>1,082</b>	<b>717</b>	<b>72</b>



# Wayne County Sheriff's Department

<b>2001 Population Estimate</b>	<b>16,842</b>
No. of Municipal Police Depts.	3
<b>Offense Overview</b>	
Offense Total	335
Number Cleared	57
Percent Cleared	17.0%
Group A Crimes per 100,000 population	
	1,989.1
<b>Arrest Overview</b>	
Total Arrests	134
Adult Arrests	134
Juvenile Arrests	0
Unknown Age	0
Arrests per 100,000 population	
	795.6
Avg. number offenses/incident	
	1.01

Domestic Violence Victims		
Offense	Total	Arrests
Murder	1	1
Aggravated Assault	4	4
Simple Assault	15	15
Intimidation	0	0
Stalking	0	0
Forcible Rape	0	0
Forcible Sodomy	0	0
Sexual Assault w/Object	0	0
Forcible Fondling	0	0
Incest	0	0
Statutory Rape	0	0
Kidnapping/Abduction	0	0
<b>Total</b>	<b>20</b>	<b>20</b>

TIBRS Group B Arrests		
Offense	Adult	Juvenile
Bad Checks	16	0
Curfew/Vagrancy	0	0
Disorderly Conduct	3	0
DUI	16	0
Drunkenness	30	0
Family-Non Violent	0	0
Liquor Law Violation	0	0
Peeping Tom	0	0
Runaway	0	0
Trespass	1	0
All Other Offense	4	0
<b>Total Group B</b>	<b>70</b>	<b>0</b>

TIBRS Group A Offenses	Offenses		Arrests	
	Reported	Cleared	Adult	Juvenile
<b>Crimes Against Persons</b>				
Murder	1	1	1	0
Negligent Manslaughter	0	0	0	0
Kidnapping/Abduction	0	0	0	0
Forcible Rape	1	1	1	0
Forcible Sodomy	0	0	0	0
Sexual Assault w/Object	0	0	0	0
Forcible Fondling	0	0	0	0
Incest	0	0	0	0
Statutory Rape	1	0	0	0
Aggravated Assault	36	12	13	0
Simple Assault	63	23	22	0
Intimidation	7	0	0	0
Stalking	1	1	1	0
<b>Crimes Against Property</b>				
Arson	1	0	0	0
Bribery	0	0	0	0
Burglary	65	1	1	0
Counterfeiting/Forgery	5	0	0	0
Destruction/Damage/Vandalism	40	0	0	0
Embezzlement	0	0	0	0
Extortion/Blackmail	0	0	0	0
Fraud - False Pretenses	1	0	0	0
Fraud - Credit Card/ATM	0	0	0	0
Fraud - Impersonation	2	1	1	0
Fraud - Welfare	0	0	0	0
Fraud - Wire	0	0	0	0
Motor Vehicle Theft	29	1	2	0
Robbery	0	0	0	0
Stolen Property Offense	1	1	1	0
Theft - Pocket Picking	1	0	0	0
Theft - Purse Snatching	0	0	0	0
Theft - Shoplifting	0	0	0	0
Theft from Building	1	0	0	0
Theft from Coin Machine	0	0	0	0
Theft from Motor Vehicle	11	0	0	0
Theft of Motor Vehicle Parts	5	0	0	0
Theft - All Other Larceny	45	2	2	0
<b>Crimes Against Society</b>				
Drug/Narcotic Violations	12	8	12	0
Drug/Narcotic Equipment Violations	5	4	6	0
Gambling-Betting/Wagering	0	0	0	0
Gambling-Operating/Promoting	0	0	0	0
Gambling-Equipment Violation	0	0	0	0
Gambling-Sports Tampering	0	0	0	0
Pornography/Obscene Materials	0	0	0	0
Prostitution	0	0	0	0
Prostitution-Assisting/Promoting	0	0	0	0
Weapon Law Violations	1	1	1	0
<b>Total Group A Offenses</b>	<b>335</b>	<b>57</b>	<b>64</b>	<b>0</b>



# Weakley County Sheriff's Department

**2001 Population Estimate** **34,895**

No. of Municipal Police Depts. 5

**Offense Overview**

Offense Total 524

Number Cleared 157

Percent Cleared 30.0%

Group A Crimes per 100,000 population 1,501.6

**Arrest Overview**

Total Arrests 1,059

Adult Arrests 1,044

Juvenile Arrests 12

Unknown Age 3

Arrests per 100,000 population 3,034.8

Avg. number offenses/incident 1.06

**Domestic Violence Victims**

Offense	Total	Arrests
Murder	0	0
Aggravated Assault	9	7
Simple Assault	56	42
Intimidation	1	1
Stalking	0	0
Forcible Rape	0	0
Forcible Sodomy	0	0
Sexual Assault w/Object	0	0
Forcible Fondling	6	1
Incest	0	0
Statutory Rape	0	0
Kidnapping/Abduction	1	1
<b>Total</b>	<b>73</b>	<b>52</b>

**TIBRS Group B Arrests**

Offense	Adult	Juvenile
Bad Checks	338	0
Curfew/Vagrancy	0	0
Disorderly Conduct	11	1
DUI	23	1
Drunkenness	27	0
Family-Non Violent	4	1
Liquor Law Violation	2	1
Peeping Tom	0	0
Runaway	0	0
Trespass	12	0
All Other Offense	463	2
<b>Total Group B</b>	<b>880</b>	<b>6</b>

TIBRS Group A Offenses	Offenses		Arrests	
	Reported	Cleared	Adult	Juvenile
<b>Crimes Against Persons</b>				
Murder	0	0	0	0
Negligent Manslaughter	0	0	0	0
Kidnapping/Abduction	2	1	2	0
Forcible Rape	4	0	2	0
Forcible Sodomy	0	0	0	0
Sexual Assault w/Object	0	0	0	0
Forcible Fondling	7	2	2	0
Incest	0	0	0	0
Statutory Rape	1	1	1	0
Aggravated Assault	20	15	11	2
Simple Assault	116	57	60	0
Intimidation	23	12	10	1
Stalking	0	0	0	0
<b>Crimes Against Property</b>				
Arson	4	0	0	0
Bribery	0	0	0	0
Burglary	58	6	7	0
Counterfeiting/Forgery	0	0	0	0
Destruction/Damage/Vandalism	92	2	2	0
Embezzlement	0	0	0	0
Extortion/Blackmail	0	0	0	0
Fraud - False Pretenses	8	5	5	0
Fraud - Credit Card/ATM	0	0	0	0
Fraud - Impersonation	1	1	0	0
Fraud - Welfare	0	0	0	0
Fraud - Wire	0	0	0	0
Motor Vehicle Theft	20	8	7	1
Robbery	3	1	1	0
Stolen Property Offense	0	0	0	0
Theft - Pocket Picking	0	0	0	0
Theft - Purse Snatching	0	0	0	0
Theft - Shoplifting	0	0	0	0
Theft from Building	45	2	3	0
Theft from Coin Machine	2	0	0	0
Theft from Motor Vehicle	13	0	0	0
Theft of Motor Vehicle Parts	15	3	8	0
Theft - All Other Larceny	44	2	2	2
<b>Crimes Against Society</b>				
Drug/Narcotic Violations	33	28	40	0
Drug/Narcotic Equipment Violations	12	10	0	0
Gambling-Betting/Wagering	0	0	0	0
Gambling-Operating/Promoting	0	0	0	0
Gambling-Equipment Violation	0	0	0	0
Gambling-Sports Tampering	0	0	0	0
Pornography/Obscene Materials	0	0	0	0
Prostitution	0	0	0	0
Prostitution-Assisting/Promoting	0	0	0	0
Weapon Law Violations	1	1	1	0
<b>Total Group A Offenses</b>	<b>524</b>	<b>157</b>	<b>164</b>	<b>6</b>



# White County Sheriff's Department

**2001 Population Estimate**                      **23,102**

No. of Municipal Police Depts.                      1

**Offense Overview**

Offense Total    1,028

Number Cleared    293

Percent Cleared    28.5%

Group A Crimes per 100,000  
population

4,449.8

**Arrest Overview**

Total Arrests    615

Adult Arrests    588

Juvenile Arrests    27

Unknown Age    0

Arrests per 100,000 population

2,662.1

Avg. number offenses/incident

1.14

**Domestic Violence Victims**

Offense	Total	Arrests
Murder	1	0
Aggravated Assault	36	14
Simple Assault	87	39
Intimidation	24	1
Stalking	3	0
Forcible Rape	0	0
Forcible Sodomy	0	0
Sexual Assault w/Object	0	0
Forcible Fondling	0	0
Incest	0	0
Statutory Rape	0	0
Kidnapping/Abduction	0	0
<b>Total</b>	<b>151</b>	<b>54</b>

**TIBRS Group B Arrests**

Offense	Adult	Juvenile
Bad Checks	138	0
Curfew/Vagrancy	0	0
Disorderly Conduct	6	1
DUI	55	0
Drunkenness	29	2
Family-Non Violent	1	0
Liquor Law Violation	7	0
Peeping Tom	0	0
Runaway	0	5
Trespass	1	0
All Other Offense	126	3
<b>Total Group B</b>	<b>363</b>	<b>11</b>

TIBRS Group A Offenses	Offenses		Arrests	
	Reported	Cleared	Adult	Juvenile
<b>Crimes Against Persons</b>				
Murder	2	2	2	0
Negligent Manslaughter	0	0	0	0
Kidnapping/Abduction	0	0	0	0
Forcible Rape	0	0	0	0
Forcible Sodomy	0	0	0	0
Sexual Assault w/Object	0	0	0	0
Forcible Fondling	2	2	2	0
Incest	0	0	0	0
Statutory Rape	0	0	0	0
Aggravated Assault	79	44	30	1
Simple Assault	164	73	63	2
Intimidation	67	8	6	0
Stalking	7	1	1	0
<b>Crimes Against Property</b>				
Arson	6	0	0	0
Bribery	0	0	0	0
Burglary	185	8	5	3
Counterfeiting/Forgery	5	0	0	0
Destruction/Damage/Vandalism	115	4	0	3
Embezzlement	0	0	0	0
Extortion/Blackmail	0	0	0	0
Fraud - False Pretenses	3	0	0	0
Fraud - Credit Card/ATM	3	0	0	0
Fraud - Impersonation	6	4	3	0
Fraud - Welfare	0	0	0	0
Fraud - Wire	0	0	0	0
Motor Vehicle Theft	32	1	1	0
Robbery	2	1	0	3
Stolen Property Offense	2	2	0	0
Theft - Pocket Picking	0	0	0	0
Theft - Purse Snatching	0	0	0	0
Theft - Shoplifting	2	1	0	1
Theft from Building	45	2	1	0
Theft from Coin Machine	2	0	0	0
Theft from Motor Vehicle	22	1	1	0
Theft of Motor Vehicle Parts	26	0	0	0
Theft - All Other Larceny	113	2	2	0
<b>Crimes Against Society</b>				
Drug/Narcotic Violations	61	61	63	2
Drug/Narcotic Equipment Violations	58	57	30	1
Gambling-Betting/Wagering	0	0	0	0
Gambling-Operating/Promoting	1	1	0	0
Gambling-Equipment Violation	2	2	2	0
Gambling-Sports Tampering	0	0	0	0
Pornography/Obscene Materials	0	0	0	0
Prostitution	0	0	0	0
Prostitution-Assisting/Promoting	0	0	0	0
Weapon Law Violations	16	16	13	0
<b>Total Group A Offenses</b>	<b>1,028</b>	<b>293</b>	<b>225</b>	<b>16</b>



# Williamson County Sheriff's Department

**2001 Population Estimate**                      **126,638**  
 No. of Municipal Police Depts.                      4

**Offense Overview**

Offense Total    1,624  
 Number Cleared    663  
 Percent Cleared    40.8%

Group A Crimes per 100,000  
 population    1,282.4

**Arrest Overview**

Total Arrests    1,772  
 Adult Arrests    1,591  
 Juvenile Arrests    180  
 Unknown Age    1

Arrests per 100,000 population                      1,399.3

Avg. number offenses/incident                      1.11

<b>Domestic Violence Victims</b>		
Offense	Total	Arrests
Murder	0	0
Aggravated Assault	16	10
Simple Assault	117	57
Intimidation	30	7
Stalking	0	0
Forcible Rape	0	0
Forcible Sodomy	0	0
Sexual Assault w/Object	0	0
Forcible Fondling	6	0
Incest	0	0
Statutory Rape	0	0
Kidnapping/Abduction	3	1
<b>Total</b>	<b>172</b>	<b>75</b>

<b>TIBRS Group B Arrests</b>		
Offense	Adult	Juvenile
Bad Checks	277	0
Curfew/Vagrancy	0	0
Disorderly Conduct	5	7
DUI	79	2
Drunkenness	23	2
Family-Non Violent	0	2
Liquor Law Violation	12	10
Peeping Tom	0	0
Runaway	0	18
Trespass	8	2
All Other Offense	875	7
<b>Total Group B</b>	<b>1,279</b>	<b>50</b>

<b>TIBRS Group A Offenses</b>	<b>Offenses</b>		<b>Arrests</b>	
	<b>Reported</b>	<b>Cleared</b>	<b>Adult</b>	<b>Juvenile</b>
<b>Crimes Against Persons</b>				
Murder	0	0	0	0
Negligent Manslaughter	0	0	0	0
Kidnapping/Abduction	5	5	3	0
Forcible Rape	5	3	0	0
Forcible Sodomy	0	0	0	0
Sexual Assault w/Object	0	0	0	0
Forcible Fondling	10	4	0	0
Incest	0	0	0	0
Statutory Rape	1	1	1	0
Aggravated Assault	35	29	19	2
Simple Assault	272	223	95	55
Intimidation	126	66	18	3
Stalking	4	2	0	0
<b>Crimes Against Property</b>				
Arson	5	1	1	0
Bribery	0	0	0	0
Burglary	158	28	19	6
Counterfeiting/Forgery	11	5	2	1
Destruction/Damage/Vandalism	329	45	14	6
Embezzlement	1	0	0	0
Extortion/Blackmail	0	0	0	0
Fraud - False Pretenses	22	13	9	0
Fraud - Credit Card/ATM	13	7	1	0
Fraud - Impersonation	16	10	8	2
Fraud - Welfare	0	0	0	0
Fraud - Wire	0	0	0	0
Motor Vehicle Theft	35	7	5	1
Robbery	0	0	0	0
Stolen Property Offense	1	1	1	0
Theft - Pocket Picking	0	0	0	0
Theft - Purse Snatching	0	0	0	0
Theft - Shoplifting	11	6	4	1
Theft from Building	119	37	8	13
Theft from Coin Machine	3	0	0	0
Theft from Motor Vehicle	64	9	3	0
Theft of Motor Vehicle Parts	36	2	0	0
Theft - All Other Larceny	199	21	8	2
<b>Crimes Against Society</b>				
Drug/Narcotic Violations	82	80	69	29
Drug/Narcotic Equipment Violations	46	44	16	5
Gambling-Betting/Wagering	0	0	0	0
Gambling-Operating/Promoting	0	0	0	0
Gambling-Equipment Violation	0	0	0	0
Gambling-Sports Tampering	0	0	0	0
Pornography/Obscene Materials	0	0	0	0
Prostitution	0	0	0	0
Prostitution-Assisting/Promoting	0	0	0	0
Weapon Law Violations	15	14	8	4
<b>Total Group A Offenses</b>	<b>1,624</b>	<b>663</b>	<b>312</b>	<b>130</b>



# Wilson County Sheriff's Department

**2001 Population Estimate**                      **88,809**  
 No. of Municipal Police Depts.                      3

**Offense Overview**  
 Offense Total    2,062  
 Number Cleared    535  
 Percent Cleared    25.9%

Group A Crimes per 100,000  
 population    2,321.8

**Arrest Overview**  
 Total Arrests    1,359  
 Adult Arrests    1,295  
 Juvenile Arrests    64  
 Unknown Age    0

Arrests per 100,000 population                      1,530.3

Avg. number offenses/incident                      1.06

<b>Domestic Violence Victims</b>		
Offense	Total	Arrests
Murder	0	0
Aggravated Assault	46	26
Simple Assault	157	77
Intimidation	60	21
Stalking	0	0
Forcible Rape	2	1
Forcible Sodomy	1	1
Sexual Assault w/Object	0	0
Forcible Fondling	2	0
Incest	2	1
Statutory Rape	1	1
Kidnapping/Abduction	0	0
<b>Total</b>	<b>271</b>	<b>128</b>

<b>TIBRS Group B Arrests</b>		
Offense	Adult	Juvenile
Bad Checks	228	0
Curfew/Vagrancy	0	0
Disorderly Conduct	2	3
DUI	22	0
Drunkenness	23	2
Family-Non Violent	52	0
Liquor Law Violation	0	0
Peeping Tom	0	0
Runaway	0	3
Trespass	11	5
All Other Offense	539	6
<b>Total Group B</b>	<b>877</b>	<b>19</b>

<b>TIBRS Group A Offenses</b>	<b>Offenses</b>		<b>Arrests</b>	
	Reported	Cleared	Adult	Juvenile
<b>Crimes Against Persons</b>				
Murder	2	1	1	0
Negligent Manslaughter	0	0	0	0
Kidnapping/Abduction	0	0	0	0
Forcible Rape	5	2	2	0
Forcible Sodomy	3	1	1	0
Sexual Assault w/Object	1	0	0	0
Forcible Fondling	9	8	1	0
Incest	2	1	0	1
Statutory Rape	3	3	3	0
Aggravated Assault	154	94	77	5
Simple Assault	277	143	117	4
Intimidation	210	57	49	3
Stalking	3	0	0	0
<b>Crimes Against Property</b>				
Arson	1	0	0	0
Bribery	0	0	0	0
Burglary	384	24	26	4
Counterfeiting/Forgery	12	1	1	0
Destruction/Damage/Vandalism	296	22	19	0
Embezzlement	4	0	0	0
Extortion/Blackmail	1	0	0	0
Fraud - False Pretenses	22	3	3	0
Fraud - Credit Card/ATM	8	0	0	0
Fraud - Impersonation	16	3	3	0
Fraud - Welfare	0	0	0	0
Fraud - Wire	0	0	0	0
Motor Vehicle Theft	89	16	12	1
Robbery	4	0	0	0
Stolen Property Offense	0	0	0	0
Theft - Pocket Picking	0	0	0	0
Theft - Purse Snatching	0	0	0	0
Theft - Shoplifting	4	1	1	0
Theft from Building	92	15	13	1
Theft from Coin Machine	0	0	0	0
Theft from Motor Vehicle	69	1	1	0
Theft of Motor Vehicle Parts	64	2	1	0
Theft - All Other Larceny	171	16	6	1
<b>Crimes Against Society</b>				
Drug/Narcotic Violations	125	93	71	23
Drug/Narcotic Equipment Violations	20	19	5	1
Gambling-Betting/Wagering	0	0	0	0
Gambling-Operating/Promoting	0	0	0	0
Gambling-Equipment Violation	0	0	0	0
Gambling-Sports Tampering	0	0	0	0
Pornography/Obscene Materials	0	0	0	0
Prostitution	0	0	0	0
Prostitution-Assisting/Promoting	0	0	0	0
Weapon Law Violations	11	9	5	1
<b>Total Group A Offenses</b>	<b>2,062</b>	<b>535</b>	<b>418</b>	<b>45</b>







**Municipal  
Police  
Departments**



**2002**



# Adamsville Police Department

<b>2001 Population Estimate</b>	<b>1,983</b>
<b>Offense Overview</b>	
Offense Total	53
Number Cleared	19
Percent Cleared	35.8%
Group A Crimes per 100,000 population	2,672.7
<b>Arrest Overview</b>	
Total Arrests	110
Adult Arrests	110
Juvenile Arrests	0
Unknown Age	0
Arrests per 100,000 population	5,547.2
Avg. number offenses/incident	1.00

<b>Domestic Violence Victims</b>		
Offense	Total	Arrests
Murder	0	0
Aggravated Assault	3	3
Simple Assault	2	2
Intimidation	0	0
Stalking	0	0
Forcible Rape	0	0
Forcible Sodomy	0	0
Sexual Assault w/Object	0	0
Forcible Fondling	0	0
Incest	0	0
Statutory Rape	0	0
Kidnapping/Abduction	0	0
<b>Total</b>	<b>5</b>	<b>5</b>

<b>TIBRS Group B Arrests</b>		
Offense	Adult	Juvenile
Bad Checks	0	0
Curfew/Vagrancy	0	0
Disorderly Conduct	0	0
DUI	30	0
Drunkenness	1	0
Family-Non Violent	5	0
Liquor Law Violation	7	0
Peeping Tom	0	0
Runaway	0	0
Trespass	1	0
All Other Offense	44	0
<b>Total Group B</b>	<b>88</b>	<b>0</b>

<b>TIBRS Group A Offenses</b>	<b>Offenses</b>		<b>Arrests</b>	
	<b>Reported</b>	<b>Cleared</b>	<b>Adult</b>	<b>Juvenile</b>
<b>Crimes Against Persons</b>				
Murder	0	0	0	0
Negligent Manslaughter	0	0	0	0
Kidnapping/Abduction	0	0	0	0
Forcible Rape	0	0	0	0
Forcible Sodomy	0	0	0	0
Sexual Assault w/Object	0	0	0	0
Forcible Fondling	3	2	2	0
Incest	0	0	0	0
Statutory Rape	0	0	0	0
Aggravated Assault	5	4	4	0
Simple Assault	6	4	4	0
Intimidation	0	0	0	0
Stalking	0	0	0	0
<b>Crimes Against Property</b>				
Arson	0	0	0	0
Bribery	0	0	0	0
Burglary	7	1	1	0
Counterfeiting/Forgery	0	0	0	0
Destruction/Damage/Vandalism	7	1	2	0
Embezzlement	0	0	0	0
Extortion/Blackmail	0	0	0	0
Fraud - False Pretenses	0	0	0	0
Fraud - Credit Card/ATM	0	0	0	0
Fraud - Impersonation	0	0	0	0
Fraud - Welfare	0	0	0	0
Fraud - Wire	0	0	0	0
Motor Vehicle Theft	1	0	0	0
Robbery	0	0	0	0
Stolen Property Offense	0	0	0	0
Theft - Pocket Picking	0	0	0	0
Theft - Purse Snatching	0	0	0	0
Theft - Shoplifting	0	0	0	0
Theft from Building	2	1	1	0
Theft from Coin Machine	0	0	0	0
Theft from Motor Vehicle	2	0	0	0
Theft of Motor Vehicle Parts	0	0	0	0
Theft - All Other Larceny	18	4	6	0
<b>Crimes Against Society</b>				
Drug/Narcotic Violations	2	2	2	0
Drug/Narcotic Equipment Violations	0	0	0	0
Gambling-Betting/Wagering	0	0	0	0
Gambling-Operating/Promoting	0	0	0	0
Gambling-Equipment Violation	0	0	0	0
Gambling-Sports Tampering	0	0	0	0
Pornography/Obscene Materials	0	0	0	0
Prostitution	0	0	0	0
Prostitution-Assisting/Promoting	0	0	0	0
Weapon Law Violations	0	0	0	0
<b>Total Group A Offenses</b>	<b>53</b>	<b>19</b>	<b>22</b>	<b>0</b>



# Alamo Police Department

<b>2001 Population Estimate</b>	<b>2,392</b>
<b>Offense Overview</b>	
Offense Total	230
Number Cleared	111
Percent Cleared	48.3%

Group A Crimes per 100,000 population	9,615.4
---------------------------------------	---------

<b>Arrest Overview</b>	
Total Arrests	148
Adult Arrests	130
Juvenile Arrests	6
Unknown Age	12

Arrests per 100,000 population	6,187.3
--------------------------------	---------

Avg. number offenses/incident	1.12
-------------------------------	------

<b>Domestic Violence Victims</b>		
Offense	Total	Arrests
Murder	0	0
Aggravated Assault	5	5
Simple Assault	21	21
Intimidation	1	1
Stalking	0	0
Forcible Rape	0	0
Forcible Sodomy	0	0
Sexual Assault w/Object	0	0
Forcible Fondling	0	0
Incest	0	0
Statutory Rape	0	0
Kidnapping/Abduction	0	0
<b>Total</b>	<b>27</b>	<b>27</b>

<b>TIBRS Group B Arrests</b>		
Offense	Adult	Juvenile
Bad Checks	0	0
Curfew/Vagrancy	0	0
Disorderly Conduct	6	1
DUI	7	0
Drunkenness	16	0
Family-Non Violent	1	1
Liquor Law Violation	2	0
Peeping Tom	0	0
Runaway	0	0
Trespass	0	0
All Other Offense	7	1
<b>Total Group B</b>	<b>39</b>	<b>3</b>

<b>TIBRS Group A Offenses</b>	<b>Offenses</b>		<b>Arrests</b>	
	Reported	Cleared	Adult	Juvenile
<b>Crimes Against Persons</b>				
Murder	0	0	0	0
Negligent Manslaughter	0	0	0	0
Kidnapping/Abduction	0	0	0	0
Forcible Rape	1	0	0	0
Forcible Sodomy	0	0	0	0
Sexual Assault w/Object	0	0	0	0
Forcible Fondling	1	0	0	0
Incest	0	0	0	0
Statutory Rape	1	1	1	0
Aggravated Assault	18	13	9	0
Simple Assault	48	42	33	2
Intimidation	14	5	4	1
Stalking	0	0	0	0
<b>Crimes Against Property</b>				
Arson	0	0	0	0
Bribery	0	0	0	0
Burglary	26	8	13	0
Counterfeiting/Forgery	12	6	3	0
Destruction/Damage/Vandalism	29	3	2	0
Embezzlement	2	0	0	0
Extortion/Blackmail	0	0	0	0
Fraud - False Pretenses	6	5	5	0
Fraud - Credit Card/ATM	2	2	2	0
Fraud - Impersonation	0	0	0	0
Fraud - Welfare	1	1	1	0
Fraud - Wire	0	0	0	0
Motor Vehicle Theft	5	0	0	0
Robbery	5	3	5	0
Stolen Property Offense	2	1	0	0
Theft - Pocket Picking	0	0	0	0
Theft - Purse Snatching	1	0	0	0
Theft - Shoplifting	1	1	2	0
Theft from Building	6	2	2	0
Theft from Coin Machine	1	0	0	0
Theft from Motor Vehicle	15	3	2	0
Theft of Motor Vehicle Parts	6	0	0	0
Theft - All Other Larceny	11	1	0	0
<b>Crimes Against Society</b>				
Drug/Narcotic Violations	9	8	5	0
Drug/Narcotic Equipment Violations	4	4	1	0
Gambling-Betting/Wagering	0	0	0	0
Gambling-Operating/Promoting	0	0	0	0
Gambling-Equipment Violation	0	0	0	0
Gambling-Sports Tampering	0	0	0	0
Pornography/Obscene Materials	0	0	0	0
Prostitution	0	0	0	0
Prostitution-Assisting/Promoting	0	0	0	0
Weapon Law Violations	3	2	1	0
<b>Total Group A Offenses</b>	<b>230</b>	<b>111</b>	<b>91</b>	<b>3</b>



# Alcoa Police Department

<b>2001 Population Estimate</b>	<b>7,734</b>
<b>Offense Overview</b>	
Offense Total	1,583
Number Cleared	494
Percent Cleared	31.2%
Group A Crimes per 100,000 population	20,468.1
<b>Arrest Overview</b>	
Total Arrests	806
Adult Arrests	721
Juvenile Arrests	85
Unknown Age	0
Arrests per 100,000 population	10,421.5
Avg. number offenses/incident	1.17

<b>Domestic Violence Victims</b>		
Offense	Total	Arrests
Murder	0	0
Aggravated Assault	15	4
Simple Assault	65	22
Intimidation	7	1
Stalking	0	0
Forcible Rape	2	0
Forcible Sodomy	0	0
Sexual Assault w/Object	0	0
Forcible Fondling	0	0
Incest	0	0
Statutory Rape	0	0
Kidnapping/Abduction	0	0
<b>Total</b>	<b>89</b>	<b>27</b>

<b>TIBRS Group B Arrests</b>		
Offense	Adult	Juvenile
Bad Checks	0	0
Curfew/Vagrancy	0	0
Disorderly Conduct	20	0
DUI	113	0
Drunkenness	156	0
Family-Non Violent	0	0
Liquor Law Violation	18	1
Peeping Tom	0	0
Runaway	0	0
Trespass	0	0
All Other Offense	38	76
<b>Total Group B</b>	<b>345</b>	<b>77</b>

<b>TIBRS Group A Offenses</b>	<b>Offenses</b>		<b>Arrests</b>	
	<b>Reported</b>	<b>Cleared</b>	<b>Adult</b>	<b>Juvenile</b>
<b>Crimes Against Persons</b>				
Murder	1	1	1	0
Negligent Manslaughter	0	0	0	0
Kidnapping/Abduction	5	0	0	0
Forcible Rape	8	2	4	0
Forcible Sodomy	0	0	0	0
Sexual Assault w/Object	0	0	0	0
Forcible Fondling	11	2	0	0
Incest	0	0	0	0
Statutory Rape	1	1	1	0
Aggravated Assault	59	24	12	0
Simple Assault	197	83	63	0
Intimidation	34	3	1	0
Stalking	0	0	0	0
<b>Crimes Against Property</b>				
Arson	1	0	0	0
Bribery	0	0	0	0
Burglary	103	8	6	1
Counterfeiting/Forgery	48	13	8	0
Destruction/Damage/Vandalism	180	20	6	0
Embezzlement	9	3	0	0
Extortion/Blackmail	0	0	0	0
Fraud - False Pretenses	51	18	3	0
Fraud - Credit Card/ATM	31	3	3	0
Fraud - Impersonation	20	12	6	0
Fraud - Welfare	1	1	0	0
Fraud - Wire	1	1	0	0
Motor Vehicle Theft	57	4	4	0
Robbery	27	13	10	0
Stolen Property Offense	0	0	0	0
Theft - Pocket Picking	0	0	0	0
Theft - Purse Snatching	3	1	0	0
Theft - Shoplifting	138	102	105	7
Theft from Building	117	6	7	0
Theft from Coin Machine	25	1	0	0
Theft from Motor Vehicle	122	1	0	0
Theft of Motor Vehicle Parts	64	5	1	0
Theft - All Other Larceny	89	5	7	0
<b>Crimes Against Society</b>				
Drug/Narcotic Violations	107	97	96	0
Drug/Narcotic Equipment Violations	59	51	21	0
Gambling-Betting/Wagering	0	0	0	0
Gambling-Operating/Promoting	0	0	0	0
Gambling-Equipment Violation	0	0	0	0
Gambling-Sports Tampering	0	0	0	0
Pornography/Obscene Materials	0	0	0	0
Prostitution	0	0	0	0
Prostitution-Assisting/Promoting	0	0	0	0
Weapon Law Violations	14	13	11	0
<b>Total Group A Offenses</b>	<b>1,583</b>	<b>494</b>	<b>376</b>	<b>8</b>



# Alexandria Police Department

**2001 Population Estimate**                      **814**

**Offense Overview**

Offense Total                                      121  
 Number Cleared                                75  
 Percent Cleared                                62.0%

Group A Crimes per 100,000  
 population                                      14,864.9

**Arrest Overview**

Total Arrests                                    74  
 Adult Arrests                                    69  
 Juvenile Arrests                                5  
 Unknown Age                                    0

Arrests per 100,000 population            9,090.9

Avg. number offenses/incident            1.06

**Domestic Violence Victims**

Offense	Total	Arrests
Murder	0	0
Aggravated Assault	0	0
Simple Assault	4	2
Intimidation	5	0
Stalking	1	0
Forcible Rape	0	0
Forcible Sodomy	0	0
Sexual Assault w/Object	0	0
Forcible Fondling	0	0
Incest	0	0
Statutory Rape	0	0
Kidnapping/Abduction	0	0
<b>Total</b>	<b>10</b>	<b>2</b>

**TIBRS Group B Arrests**

Offense	Adult	Juvenile
Bad Checks	0	0
Curfew/Vagrancy	0	0
Disorderly Conduct	1	0
DUI	5	0
Drunkenness	1	0
Family-Non Violent	0	0
Liquor Law Violation	0	0
Peeping Tom	0	0
Runaway	0	1
Trespass	1	0
All Other Offense	19	0
<b>Total Group B</b>	<b>27</b>	<b>1</b>

TIBRS Group A Offenses	Offenses		Arrests	
	Reported	Cleared	Adult	Juvenile
<b>Crimes Against Persons</b>				
Murder	0	0	0	0
Negligent Manslaughter	0	0	0	0
Kidnapping/Abduction	0	0	0	0
Forcible Rape	0	0	0	0
Forcible Sodomy	0	0	0	0
Sexual Assault w/Object	0	0	0	0
Forcible Fondling	0	0	0	0
Incest	0	0	0	0
Statutory Rape	0	0	0	0
Aggravated Assault	6	6	4	1
Simple Assault	15	13	9	0
Intimidation	23	16	1	0
Stalking	2	2	1	0
<b>Crimes Against Property</b>				
Arson	0	0	0	0
Bribery	0	0	0	0
Burglary	3	0	0	0
Counterfeiting/Forgery	2	1	1	0
Destruction/Damage/Vandalism	19	9	4	0
Embezzlement	0	0	0	0
Extortion/Blackmail	0	0	0	0
Fraud - False Pretenses	4	4	3	0
Fraud - Credit Card/ATM	1	1	0	0
Fraud - Impersonation	1	0	0	0
Fraud - Welfare	0	0	0	0
Fraud - Wire	0	0	0	0
Motor Vehicle Theft	2	1	1	0
Robbery	0	0	0	0
Stolen Property Offense	0	0	0	0
Theft - Pocket Picking	0	0	0	0
Theft - Purse Snatching	0	0	0	0
Theft - Shoplifting	1	1	0	1
Theft from Building	20	12	9	1
Theft from Coin Machine	3	1	2	0
Theft from Motor Vehicle	2	0	0	0
Theft of Motor Vehicle Parts	5	0	0	0
Theft - All Other Larceny	1	0	0	0
<b>Crimes Against Society</b>				
Drug/Narcotic Violations	9	8	7	1
Drug/Narcotic Equipment Violations	2	0	0	0
Gambling-Betting/Wagering	0	0	0	0
Gambling-Operating/Promoting	0	0	0	0
Gambling-Equipment Violation	0	0	0	0
Gambling-Sports Tampering	0	0	0	0
Pornography/Obscene Materials	0	0	0	0
Prostitution	0	0	0	0
Prostitution-Assisting/Promoting	0	0	0	0
Weapon Law Violations	0	0	0	0
<b>Total Group A Offenses</b>	<b>121</b>	<b>75</b>	<b>42</b>	<b>4</b>



# Algood Police Department

<b>2001 Population Estimate</b>	<b>2,942</b>
<b>Offense Overview</b>	
Offense Total	101
Number Cleared	61
Percent Cleared	60.4%
Group A Crimes per 100,000 population	3,433.0
<b>Arrest Overview</b>	
Total Arrests	181
Adult Arrests	173
Juvenile Arrests	7
Unknown Age	1
Arrests per 100,000 population	6,152.3
Avg. number offenses/incident	1.11

<b>Domestic Violence Victims</b>		
Offense	Total	Arrests
Murder	0	0
Aggravated Assault	1	1
Simple Assault	7	5
Intimidation	0	0
Stalking	0	0
Forcible Rape	0	0
Forcible Sodomy	0	0
Sexual Assault w/Object	0	0
Forcible Fondling	0	0
Incest	0	0
Statutory Rape	0	0
Kidnapping/Abduction	0	0
<b>Total</b>	<b>8</b>	<b>6</b>

<b>TIBRS Group B Arrests</b>		
Offense	Adult	Juvenile
Bad Checks	0	0
Curfew/Vagrancy	0	0
Disorderly Conduct	2	0
DUI	61	0
Drunkenness	16	0
Family-Non Violent	2	1
Liquor Law Violation	16	3
Peeping Tom	0	0
Runaway	0	0
Trespass	3	0
All Other Offense	14	1
<b>Total Group B</b>	<b>114</b>	<b>5</b>

<b>TIBRS Group A Offenses</b>	<b>Offenses</b>		<b>Arrests</b>	
	<b>Reported</b>	<b>Cleared</b>	<b>Adult</b>	<b>Juvenile</b>
<b>Crimes Against Persons</b>				
Murder	0	0	0	0
Negligent Manslaughter	0	0	0	0
Kidnapping/Abduction	0	0	0	0
Forcible Rape	0	0	0	0
Forcible Sodomy	0	0	0	0
Sexual Assault w/Object	0	0	0	0
Forcible Fondling	0	0	0	0
Incest	0	0	0	0
Statutory Rape	0	0	0	0
Aggravated Assault	1	1	2	0
Simple Assault	13	10	9	0
Intimidation	1	1	1	0
Stalking	0	0	0	0
<b>Crimes Against Property</b>				
Arson	0	0	0	0
Bribery	0	0	0	0
Burglary	10	0	0	0
Counterfeiting/Forgery	3	1	1	0
Destruction/Damage/Vandalism	11	2	0	2
Embezzlement	0	0	0	0
Extortion/Blackmail	0	0	0	0
Fraud - False Pretenses	0	0	0	0
Fraud - Credit Card/ATM	1	0	0	0
Fraud - Impersonation	1	1	1	0
Fraud - Welfare	0	0	0	0
Fraud - Wire	0	0	0	0
Motor Vehicle Theft	2	0	0	0
Robbery	0	0	0	0
Stolen Property Offense	1	1	1	0
Theft - Pocket Picking	0	0	0	0
Theft - Purse Snatching	0	0	0	0
Theft - Shoplifting	5	1	1	0
Theft from Building	4	0	0	0
Theft from Coin Machine	0	0	0	0
Theft from Motor Vehicle	2	0	0	0
Theft of Motor Vehicle Parts	0	0	0	0
Theft - All Other Larceny	4	1	1	0
<b>Crimes Against Society</b>				
Drug/Narcotic Violations	27	27	33	0
Drug/Narcotic Equipment Violations	12	12	7	0
Gambling-Betting/Wagering	0	0	0	0
Gambling-Operating/Promoting	0	0	0	0
Gambling-Equipment Violation	0	0	0	0
Gambling-Sports Tampering	0	0	0	0
Pornography/Obscene Materials	0	0	0	0
Prostitution	0	0	0	0
Prostitution-Assisting/Promoting	0	0	0	0
Weapon Law Violations	3	3	2	0
<b>Total Group A Offenses</b>	<b>101</b>	<b>61</b>	<b>59</b>	<b>2</b>



# Ardmore Police Department

<b>2001 Population Estimate</b>	<b>1,082</b>
<b>Offense Overview</b>	
Offense Total	201
Number Cleared	55
Percent Cleared	27.4%

Group A Crimes per 100,000 population	18,576.7
---------------------------------------	----------

<b>Arrest Overview</b>	
Total Arrests	187
Adult Arrests	171
Juvenile Arrests	13
Unknown Age	3

Arrests per 100,000 population	17,282.8
--------------------------------	----------

Avg. number offenses/incident	1.18
-------------------------------	------

<b>Domestic Violence Victims</b>		
Offense	Total	Arrests
Murder	0	0
Aggravated Assault	3	0
Simple Assault	3	1
Intimidation	5	1
Stalking	0	0
Forcible Rape	0	0
Forcible Sodomy	0	0
Sexual Assault w/Object	0	0
Forcible Fondling	0	0
Incest	0	0
Statutory Rape	0	0
Kidnapping/Abduction	0	0
<b>Total</b>	<b>11</b>	<b>2</b>

<b>TIBRS Group B Arrests</b>		
Offense	Adult	Juvenile
Bad Checks	0	0
Curfew/Vagrancy	5	0
Disorderly Conduct	19	0
DUI	72	0
Drunkness	0	0
Family-Non Violent	29	0
Liquor Law Violation	8	3
Peeping Tom	0	0
Runaway	0	0
Trespass	3	0
All Other Offense	20	8
<b>Total Group B</b>	<b>156</b>	<b>11</b>

<b>TIBRS Group A Offenses</b>	<b>Offenses</b>		<b>Arrests</b>	
	Reported	Cleared	Adult	Juvenile
<b>Crimes Against Persons</b>				
Murder	1	1	1	0
Negligent Manslaughter	0	0	0	0
Kidnapping/Abduction	1	0	0	0
Forcible Rape	0	0	0	0
Forcible Sodomy	0	0	0	0
Sexual Assault w/Object	0	0	0	0
Forcible Fondling	0	0	0	0
Incest	0	0	0	0
Statutory Rape	0	0	0	0
Aggravated Assault	12	5	1	0
Simple Assault	9	3	1	0
Intimidation	13	1	1	0
Stalking	0	0	0	0
<b>Crimes Against Property</b>				
Arson	0	0	0	0
Bribery	0	0	0	0
Burglary	12	0	0	0
Counterfeiting/Forgery	12	3	0	0
Destruction/Damage/Vandalism	42	4	1	0
Embezzlement	0	0	0	0
Extortion/Blackmail	0	0	0	0
Fraud - False Pretenses	17	5	2	0
Fraud - Credit Card/ATM	4	1	0	0
Fraud - Impersonation	2	2	1	0
Fraud - Welfare	0	0	0	0
Fraud - Wire	1	0	0	0
Motor Vehicle Theft	4	3	0	0
Robbery	0	0	0	0
Stolen Property Offense	0	0	0	0
Theft - Pocket Picking	2	0	0	0
Theft - Purse Snatching	0	0	0	0
Theft - Shoplifting	6	1	0	0
Theft from Building	5	0	0	0
Theft from Coin Machine	0	0	0	0
Theft from Motor Vehicle	8	0	0	0
Theft of Motor Vehicle Parts	6	0	0	0
Theft - All Other Larceny	14	0	0	0
<b>Crimes Against Society</b>				
Drug/Narcotic Violations	19	17	4	2
Drug/Narcotic Equipment Violations	4	4	0	0
Gambling-Betting/Wagering	0	0	0	0
Gambling-Operating/Promoting	0	0	0	0
Gambling-Equipment Violation	0	0	0	0
Gambling-Sports Tampering	0	0	0	0
Pornography/Obscene Materials	0	0	0	0
Prostitution	1	0	0	0
Prostitution-Assisting/Promoting	0	0	0	0
Weapon Law Violations	6	5	3	0
<b>Total Group A Offenses</b>	<b>201</b>	<b>55</b>	<b>15</b>	<b>2</b>





# Ashland City Police Department

**2001 Population Estimate**                      **3,641**  
**Offense Overview**  
 Offense Total                                      477  
 Number Cleared                                  183  
 Percent Cleared                                  38.4%

Group A Crimes per 100,000  
 population                                      13,100.8

**Arrest Overview**  
 Total Arrests                                      404  
 Adult Arrests                                      367  
 Juvenile Arrests                                  37  
 Unknown Age                                      0

Arrests per 100,000 population              11,095.9

Avg. number offenses/incident                1.16

Domestic Violence Victims		
Offense	Total	Arrests
Murder	0	0
Aggravated Assault	2	2
Simple Assault	23	19
Intimidation	10	2
Stalking	0	0
Forcible Rape	0	0
Forcible Sodomy	0	0
Sexual Assault w/Object	0	0
Forcible Fondling	0	0
Incest	0	0
Statutory Rape	0	0
Kidnapping/Abduction	0	0
<b>Total</b>	<b>35</b>	<b>23</b>

TIBRS Group B Arrests		
Offense	Adult	Juvenile
Bad Checks	51	0
Curfew/Vagrancy	0	0
Disorderly Conduct	2	0
DUI	5	0
Drunkenness	3	0
Family-Non Violent	0	0
Liquor Law Violation	16	6
Peeping Tom	0	0
Runaway	0	1
Trespass	1	1
All Other Offense	151	3
<b>Total Group B</b>	<b>229</b>	<b>11</b>

TIBRS Group A Offenses	Offenses		Arrests	
	Reported	Cleared	Adult	Juvenile
<b>Crimes Against Persons</b>				
Murder	0	0	0	0
Negligent Manslaughter	0	0	0	0
Kidnapping/Abduction	0	0	0	0
Forcible Rape	3	1	1	0
Forcible Sodomy	1	1	0	0
Sexual Assault w/Object	0	0	0	0
Forcible Fondling	0	0	0	0
Incest	0	0	0	0
Statutory Rape	0	0	0	0
Aggravated Assault	6	6	4	1
Simple Assault	63	48	39	4
Intimidation	27	8	5	0
Stalking	0	0	0	0
<b>Crimes Against Property</b>				
Arson	0	0	0	0
Bribery	0	0	0	0
Burglary	36	11	8	6
Counterfeiting/Forgery	19	8	3	1
Destruction/Damage/Vandalism	96	13	5	2
Embezzlement	0	0	0	0
Extortion/Blackmail	0	0	0	0
Fraud - False Pretenses	16	6	5	0
Fraud - Credit Card/ATM	6	5	1	0
Fraud - Impersonation	0	0	0	0
Fraud - Welfare	0	0	0	0
Fraud - Wire	0	0	0	0
Motor Vehicle Theft	20	5	4	0
Robbery	1	0	0	0
Stolen Property Offense	0	0	0	0
Theft - Pocket Picking	0	0	0	0
Theft - Purse Snatching	0	0	0	0
Theft - Shoplifting	33	28	24	7
Theft from Building	34	8	11	2
Theft from Coin Machine	1	1	1	0
Theft from Motor Vehicle	51	9	6	2
Theft of Motor Vehicle Parts	8	0	0	0
Theft - All Other Larceny	39	8	8	0
<b>Crimes Against Society</b>				
Drug/Narcotic Violations	11	11	13	1
Drug/Narcotic Equipment Violations	5	5	0	0
Gambling-Betting/Wagering	0	0	0	0
Gambling-Operating/Promoting	0	0	0	0
Gambling-Equipment Violation	0	0	0	0
Gambling-Sports Tampering	0	0	0	0
Pornography/Obscene Materials	0	0	0	0
Prostitution	0	0	0	0
Prostitution-Assisting/Promoting	0	0	0	0
Weapon Law Violations	1	1	0	0
<b>Total Group A Offenses</b>	<b>477</b>	<b>183</b>	<b>138</b>	<b>26</b>



# Athens Police Department

<b>2001 Population Estimate</b>	<b>13,220</b>
<b>Offense Overview</b>	
Offense Total	2,756
Number Cleared	783
Percent Cleared	28.4%
Group A Crimes per 100,000 population	20,847.2

<b>Arrest Overview</b>	
Total Arrests	841
Adult Arrests	754
Juvenile Arrests	87
Unknown Age	0
Arrests per 100,000 population	6,361.6
Avg. number offenses/incident	1.23

<b>Domestic Violence Victims</b>		
Offense	Total	Arrests
Murder	0	0
Aggravated Assault	48	15
Simple Assault	190	40
Intimidation	32	0
Stalking	1	0
Forcible Rape	1	0
Forcible Sodomy	1	0
Sexual Assault w/Object	0	0
Forcible Fondling	4	2
Incest	0	0
Statutory Rape	0	0
Kidnapping/Abduction	0	0
<b>Total</b>	<b>277</b>	<b>57</b>

<b>TIBRS Group B Arrests</b>		
Offense	Adult	Juvenile
Bad Checks	15	0
Curfew/Vagrancy	0	9
Disorderly Conduct	9	0
DUI	61	1
Drunkenness	70	0
Family-Non Violent	3	0
Liquor Law Violation	18	6
Peeping Tom	0	0
Runaway	0	2
Trespass	14	0
All Other Offense	68	7
<b>Total Group B</b>	<b>258</b>	<b>25</b>

<b>TIBRS Group A Offenses</b>	<b>Offenses</b>		<b>Arrests</b>	
	Reported	Cleared	Adult	Juvenile
<b>Crimes Against Persons</b>				
Murder	0	0	0	0
Negligent Manslaughter	0	0	0	0
Kidnapping/Abduction	2	0	0	0
Forcible Rape	7	1	0	0
Forcible Sodomy	3	0	0	0
Sexual Assault w/Object	0	0	0	0
Forcible Fondling	14	6	5	0
Incest	0	0	0	0
Statutory Rape	2	1	1	0
Aggravated Assault	185	65	35	1
Simple Assault	449	173	88	5
Intimidation	172	16	8	0
Stalking	7	3	2	0
<b>Crimes Against Property</b>				
Arson	2	2	1	4
Bribery	0	0	0	0
Burglary	210	16	13	6
Counterfeiting/Forgery	163	56	22	1
Destruction/Damage/Vandalism	266	34	24	6
Embezzlement	29	13	11	1
Extortion/Blackmail	0	0	0	0
Fraud - False Pretenses	226	71	34	1
Fraud - Credit Card/ATM	45	15	5	0
Fraud - Impersonation	14	13	11	0
Fraud - Welfare	0	0	0	0
Fraud - Wire	0	0	0	0
Motor Vehicle Theft	69	7	2	3
Robbery	18	11	13	2
Stolen Property Offense	5	4	4	2
Theft - Pocket Picking	0	0	0	0
Theft - Purse Snatching	0	0	0	0
Theft - Shoplifting	134	81	77	18
Theft from Building	155	15	13	4
Theft from Coin Machine	5	1	0	0
Theft from Motor Vehicle	121	5	3	0
Theft of Motor Vehicle Parts	67	3	3	0
Theft - All Other Larceny	212	10	8	0
<b>Crimes Against Society</b>				
Drug/Narcotic Violations	97	90	91	6
Drug/Narcotic Equipment Violations	56	53	13	1
Gambling-Betting/Wagering	0	0	0	0
Gambling-Operating/Promoting	0	0	0	0
Gambling-Equipment Violation	0	0	0	0
Gambling-Sports Tampering	0	0	0	0
Pornography/Obscene Materials	1	0	0	0
Prostitution	0	0	0	0
Prostitution-Assisting/Promoting	0	0	0	0
Weapon Law Violations	20	18	9	1
<b>Total Group A Offenses</b>	<b>2,756</b>	<b>783</b>	<b>496</b>	<b>62</b>



# Atoka Police Department

<b>2001 Population Estimate</b>	<b>3,440</b>
<b>Offense Overview</b>	
Offense Total	234
Number Cleared	82
Percent Cleared	35.0%

Group A Crimes per 100,000 population	6,802.3
---------------------------------------	---------

<b>Arrest Overview</b>	
Total Arrests	139
Adult Arrests	102
Juvenile Arrests	37
Unknown Age	0

Arrests per 100,000 population	4,040.7
--------------------------------	---------

Avg. number offenses/incident	1.02
-------------------------------	------

<b>Domestic Violence Victims</b>		
Offense	Total	Arrests
Murder	0	0
Aggravated Assault	0	0
Simple Assault	19	16
Intimidation	2	0
Stalking	0	0
Forcible Rape	0	0
Forcible Sodomy	0	0
Sexual Assault w/Object	0	0
Forcible Fondling	0	0
Incest	0	0
Statutory Rape	0	0
Kidnapping/Abduction	0	0
<b>Total</b>	<b>21</b>	<b>16</b>

<b>TIBRS Group B Arrests</b>		
Offense	Adult	Juvenile
Bad Checks	0	0
Curfew/Vagrancy	0	7
Disorderly Conduct	2	1
DUI	17	0
Drunkenness	11	5
Family-Non Violent	0	0
Liquor Law Violation	2	0
Peeping Tom	0	0
Runaway	0	2
Trespass	0	0
All Other Offense	0	0
<b>Total Group B</b>	<b>32</b>	<b>15</b>

<b>TIBRS Group A Offenses</b>	<b>Offenses</b>		<b>Arrests</b>	
	<b>Reported</b>	<b>Cleared</b>	<b>Adult</b>	<b>Juvenile</b>
<b>Crimes Against Persons</b>				
Murder	0	0	0	0
Negligent Manslaughter	0	0	0	0
Kidnapping/Abduction	0	0	0	0
Forcible Rape	0	0	0	0
Forcible Sodomy	0	0	0	0
Sexual Assault w/Object	0	0	0	0
Forcible Fondling	1	1	0	2
Incest	0	0	0	0
Statutory Rape	0	0	0	0
Aggravated Assault	1	1	0	0
Simple Assault	44	26	22	5
Intimidation	12	1	0	1
Stalking	0	0	0	0
<b>Crimes Against Property</b>				
Arson	0	0	0	0
Bribery	0	0	0	0
Burglary	7	3	4	1
Counterfeiting/Forgery	5	2	2	0
Destruction/Damage/Vandalism	33	5	3	4
Embezzlement	0	0	0	0
Extortion/Blackmail	0	0	0	0
Fraud - False Pretenses	3	1	0	0
Fraud - Credit Card/ATM	0	0	0	0
Fraud - Impersonation	7	4	3	1
Fraud - Welfare	0	0	0	0
Fraud - Wire	0	0	0	0
Motor Vehicle Theft	6	0	0	0
Robbery	0	0	0	0
Stolen Property Offense	0	0	0	0
Theft - Pocket Picking	0	0	0	0
Theft - Purse Snatching	1	0	0	0
Theft - Shoplifting	2	2	1	2
Theft from Building	10	2	2	0
Theft from Coin Machine	0	0	0	0
Theft from Motor Vehicle	20	0	0	0
Theft of Motor Vehicle Parts	3	0	0	0
Theft - All Other Larceny	49	5	4	5
<b>Crimes Against Society</b>				
Drug/Narcotic Violations	22	21	21	1
Drug/Narcotic Equipment Violations	8	8	8	0
Gambling-Betting/Wagering	0	0	0	0
Gambling-Operating/Promoting	0	0	0	0
Gambling-Equipment Violation	0	0	0	0
Gambling-Sports Tampering	0	0	0	0
Pornography/Obscene Materials	0	0	0	0
Prostitution	0	0	0	0
Prostitution-Assisting/Promoting	0	0	0	0
Weapon Law Violations	0	0	0	0
<b>Total Group A Offenses</b>	<b>234</b>	<b>82</b>	<b>70</b>	<b>22</b>



# Baileyton Police Department

<b>2001 Population Estimate</b>	<b>504</b>
<b>Offense Overview</b>	
Offense Total	38
Number Cleared	4
Percent Cleared	10.5%

Group A Crimes per 100,000 population	7,539.7
---------------------------------------	---------

<b>Arrest Overview</b>	
Total Arrests	9
Adult Arrests	8
Juvenile Arrests	1
Unknown Age	0

Arrests per 100,000 population	1,785.7
--------------------------------	---------

Avg. number offenses/incident	1.09
-------------------------------	------

<b>Domestic Violence Victims</b>		
Offense	Total	Arrests
Murder	0	0
Aggravated Assault	0	0
Simple Assault	0	0
Intimidation	0	0
Stalking	0	0
Forcible Rape	0	0
Forcible Sodomy	0	0
Sexual Assault w/Object	0	0
Forcible Fondling	0	0
Incest	0	0
Statutory Rape	0	0
Kidnapping/Abduction	0	0
<b>Total</b>	<b>0</b>	<b>0</b>

<b>TIBRS Group B Arrests</b>		
Offense	Adult	Juvenile
Bad Checks	0	0
Curfew/Vagrancy	0	0
Disorderly Conduct	0	0
DUI	1	1
Drunkenness	3	0
Family-Non Violent	0	0
Liquor Law Violation	1	0
Peeping Tom	0	0
Runaway	0	0
Trespass	0	0
All Other Offense	2	0
<b>Total Group B</b>	<b>7</b>	<b>1</b>

<b>TIBRS Group A Offenses</b>	<b>Offenses</b>		<b>Arrests</b>	
	Reported	Cleared	Adult	Juvenile
<b>Crimes Against Persons</b>				
Murder	0	0	0	0
Negligent Manslaughter	0	0	0	0
Kidnapping/Abduction	0	0	0	0
Forcible Rape	0	0	0	0
Forcible Sodomy	0	0	0	0
Sexual Assault w/Object	0	0	0	0
Forcible Fondling	0	0	0	0
Incest	0	0	0	0
Statutory Rape	0	0	0	0
Aggravated Assault	0	0	0	0
Simple Assault	4	0	0	0
Intimidation	0	0	0	0
Stalking	0	0	0	0
<b>Crimes Against Property</b>				
Arson	0	0	0	0
Bribery	0	0	0	0
Burglary	3	0	0	0
Counterfeiting/Forgery	2	1	0	0
Destruction/Damage/Vandalism	3	0	0	0
Embezzlement	1	0	0	0
Extortion/Blackmail	0	0	0	0
Fraud - False Pretenses	0	0	0	0
Fraud - Credit Card/ATM	0	0	0	0
Fraud - Impersonation	1	0	0	0
Fraud - Welfare	0	0	0	0
Fraud - Wire	0	0	0	0
Motor Vehicle Theft	4	0	0	0
Robbery	0	0	0	0
Stolen Property Offense	0	0	0	0
Theft - Pocket Picking	0	0	0	0
Theft - Purse Snatching	0	0	0	0
Theft - Shoplifting	3	0	0	0
Theft from Building	4	0	0	0
Theft from Coin Machine	0	0	0	0
Theft from Motor Vehicle	1	0	0	0
Theft of Motor Vehicle Parts	3	0	0	0
Theft - All Other Larceny	6	0	0	0
<b>Crimes Against Society</b>				
Drug/Narcotic Violations	2	2	1	0
Drug/Narcotic Equipment Violations	0	0	0	0
Gambling-Betting/Wagering	0	0	0	0
Gambling-Operating/Promoting	0	0	0	0
Gambling-Equipment Violation	0	0	0	0
Gambling-Sports Tampering	0	0	0	0
Pornography/Obscene Materials	0	0	0	0
Prostitution	0	0	0	0
Prostitution-Assisting/Promoting	0	0	0	0
Weapon Law Violations	1	1	0	0
<b>Total Group A Offenses</b>	<b>38</b>	<b>4</b>	<b>1</b>	<b>0</b>



# Bartlett Police Department

<b>2001 Population Estimate</b>	<b>40,543</b>
<b>Offense Overview</b>	
Offense Total	1,444
Number Cleared	262
Percent Cleared	18.1%

Group A Crimes per 100,000 population	3,561.7
---------------------------------------	---------

<b>Arrest Overview</b>	
Total Arrests	233
Adult Arrests	197
Juvenile Arrests	34
Unknown Age	2

Arrests per 100,000 population	574.7
--------------------------------	-------

Avg. number offenses/incident	1.08
-------------------------------	------

<b>Domestic Violence Victims</b>		
Offense	Total	Arrests
Murder	0	0
Aggravated Assault	6	3
Simple Assault	68	17
Intimidation	22	1
Stalking	0	0
Forcible Rape	1	0
Forcible Sodomy	0	0
Sexual Assault w/Object	0	0
Forcible Fondling	0	0
Incest	1	0
Statutory Rape	0	0
Kidnapping/Abduction	0	0
<b>Total</b>	<b>98</b>	<b>21</b>

<b>TIBRS Group B Arrests</b>		
Offense	Adult	Juvenile
Bad Checks	0	0
Curfew/Vagrancy	0	0
Disorderly Conduct	2	0
DUI	19	1
Drunkenness	11	0
Family-Non Violent	4	0
Liquor Law Violation	1	1
Peeping Tom	0	0
Runaway	0	5
Trespass	0	0
All Other Offense	0	0
<b>Total Group B</b>	<b>37</b>	<b>7</b>

<b>TIBRS Group A Offenses</b>	<b>Offenses</b>		<b>Arrests</b>	
	<b>Reported</b>	<b>Cleared</b>	<b>Adult</b>	<b>Juvenile</b>
<b>Crimes Against Persons</b>				
Murder	0	0	0	0
Negligent Manslaughter	0	0	0	0
Kidnapping/Abduction	0	0	0	0
Forcible Rape	4	1	0	0
Forcible Sodomy	0	0	0	0
Sexual Assault w/Object	0	0	0	0
Forcible Fondling	4	1	0	1
Incest	1	0	0	0
Statutory Rape	0	0	0	0
Aggravated Assault	27	12	7	0
Simple Assault	150	42	21	3
Intimidation	139	5	3	0
Stalking	3	0	0	0
<b>Crimes Against Property</b>				
Arson	3	0	0	0
Bribery	0	0	0	0
Burglary	103	3	2	1
Counterfeiting/Forgery	30	7	7	0
Destruction/Damage/Vandalism	214	5	4	2
Embezzlement	7	2	0	0
Extortion/Blackmail	0	0	0	0
Fraud - False Pretenses	33	3	1	0
Fraud - Credit Card/ATM	38	3	1	0
Fraud - Impersonation	21	4	3	0
Fraud - Welfare	0	0	0	0
Fraud - Wire	1	0	0	0
Motor Vehicle Theft	47	2	2	0
Robbery	9	2	2	0
Stolen Property Offense	0	0	0	0
Theft - Pocket Picking	1	0	0	0
Theft - Purse Snatching	1	0	0	0
Theft - Shoplifting	137	92	59	17
Theft from Building	38	2	3	0
Theft from Coin Machine	1	0	0	0
Theft from Motor Vehicle	161	6	4	0
Theft of Motor Vehicle Parts	17	1	1	0
Theft - All Other Larceny	194	11	8	1
<b>Crimes Against Society</b>				
Drug/Narcotic Violations	43	42	25	1
Drug/Narcotic Equipment Violations	16	15	7	1
Gambling-Betting/Wagering	0	0	0	0
Gambling-Operating/Promoting	0	0	0	0
Gambling-Equipment Violation	0	0	0	0
Gambling-Sports Tampering	0	0	0	0
Pornography/Obscene Materials	0	0	0	0
Prostitution	0	0	0	0
Prostitution-Assisting/Promoting	0	0	0	0
Weapon Law Violations	1	1	0	0
<b>Total Group A Offenses</b>	<b>1,444</b>	<b>262</b>	<b>160</b>	<b>27</b>



# Baxter Police Department

<b>2001 Population Estimate</b>	<b>1,279</b>
<b>Offense Overview</b>	
Offense Total	77
Number Cleared	18
Percent Cleared	23.4%

Group A Crimes per 100,000 population	6,020.3
---------------------------------------	---------

<b>Arrest Overview</b>	
Total Arrests	78
Adult Arrests	68
Juvenile Arrests	8
Unknown Age	2

Arrests per 100,000 population	6,098.5
--------------------------------	---------

Avg. number offenses/incident	1.00
-------------------------------	------

## Domestic Violence Victims

Offense	Total	Arrests
Murder	0	0
Aggravated Assault	2	2
Simple Assault	4	2
Intimidation	0	0
Stalking	0	0
Forcible Rape	0	0
Forcible Sodomy	0	0
Sexual Assault w/Object	0	0
Forcible Fondling	0	0
Incest	0	0
Statutory Rape	0	0
Kidnapping/Abduction	0	0
<b>Total</b>	<b>6</b>	<b>4</b>

## TIBRS Group B Arrests

Offense	Adult	Juvenile
Bad Checks	0	0
Curfew/Vagrancy	0	0
Disorderly Conduct	1	1
DUI	13	0
Drunkenness	13	1
Family-Non Violent	0	0
Liquor Law Violation	1	0
Peeping Tom	0	0
Runaway	0	0
Trespass	1	0
All Other Offense	26	1
<b>Total Group B</b>	<b>55</b>	<b>3</b>

TIBRS Group A Offenses	Offenses		Arrests	
	Reported	Cleared	Adult	Juvenile
<b>Crimes Against Persons</b>				
Murder	0	0	0	0
Negligent Manslaughter	0	0	0	0
Kidnapping/Abduction	0	0	0	0
Forcible Rape	0	0	0	0
Forcible Sodomy	0	0	0	0
Sexual Assault w/Object	0	0	0	0
Forcible Fondling	0	0	0	0
Incest	0	0	0	0
Statutory Rape	0	0	0	0
Aggravated Assault	3	3	1	1
Simple Assault	13	5	5	0
Intimidation	0	0	0	0
Stalking	0	0	0	0
<b>Crimes Against Property</b>				
Arson	0	0	0	0
Bribery	0	0	0	0
Burglary	3	2	1	0
Counterfeiting/Forgery	1	0	0	0
Destruction/Damage/Vandalism	15	1	0	1
Embezzlement	0	0	0	0
Extortion/Blackmail	0	0	0	0
Fraud - False Pretenses	1	0	0	0
Fraud - Credit Card/ATM	0	0	0	0
Fraud - Impersonation	0	0	0	0
Fraud - Welfare	0	0	0	0
Fraud - Wire	0	0	0	0
Motor Vehicle Theft	4	0	0	0
Robbery	0	0	0	0
Stolen Property Offense	0	0	1	1
Theft - Pocket Picking	0	0	0	0
Theft - Purse Snatching	0	0	0	0
Theft - Shoplifting	0	0	0	0
Theft from Building	10	0	0	0
Theft from Coin Machine	1	0	0	0
Theft from Motor Vehicle	10	2	1	0
Theft of Motor Vehicle Parts	6	1	2	1
Theft - All Other Larceny	6	0	0	0
<b>Crimes Against Society</b>				
Drug/Narcotic Violations	3	3	1	1
Drug/Narcotic Equipment Violations	1	1	1	0
Gambling-Betting/Wagering	0	0	0	0
Gambling-Operating/Promoting	0	0	0	0
Gambling-Equipment Violation	0	0	0	0
Gambling-Sports Tampering	0	0	0	0
Pornography/Obscene Materials	0	0	0	0
Prostitution	0	0	0	0
Prostitution-Assisting/Promoting	0	0	0	0
Weapon Law Violations	0	0	0	0
<b>Total Group A Offenses</b>	<b>77</b>	<b>18</b>	<b>13</b>	<b>5</b>



# Bean Station Police Department

<b>2001 Population Estimate</b>	<b>2,493</b>
<b>Offense Overview</b>	
Offense Total	443
Number Cleared	253
Percent Cleared	57.1%

Group A Crimes per 100,000 population	17,769.8
---------------------------------------	----------

<b>Arrest Overview</b>	
Total Arrests	307
Adult Arrests	285
Juvenile Arrests	22
Unknown Age	0

Arrests per 100,000 population	12,314.5
--------------------------------	----------

Avg. number offenses/incident	1.23
-------------------------------	------

<b>Domestic Violence Victims</b>		
Offense	Total	Arrests
Murder	0	0
Aggravated Assault	9	7
Simple Assault	20	8
Intimidation	5	2
Stalking	0	0
Forcible Rape	0	0
Forcible Sodomy	0	0
Sexual Assault w/Object	0	0
Forcible Fondling	0	0
Incest	0	0
Statutory Rape	0	0
Kidnapping/Abduction	0	0
<b>Total</b>	<b>34</b>	<b>17</b>

<b>TIBRS Group B Arrests</b>		
Offense	Adult	Juvenile
Bad Checks	0	1
Curfew/Vagrancy	0	0
Disorderly Conduct	0	0
DUI	49	1
Drunkenness	32	1
Family-Non Violent	1	0
Liquor Law Violation	2	0
Peeping Tom	0	0
Runaway	0	0
Trespass	0	0
All Other Offense	27	5
<b>Total Group B</b>	<b>111</b>	<b>8</b>

<b>TIBRS Group A Offenses</b>	<b>Offenses</b>		<b>Arrests</b>	
	<b>Reported</b>	<b>Cleared</b>	<b>Adult</b>	<b>Juvenile</b>
<b>Crimes Against Persons</b>				
Murder	0	0	0	0
Negligent Manslaughter	0	0	0	0
Kidnapping/Abduction	0	0	0	0
Forcible Rape	0	0	0	0
Forcible Sodomy	0	0	0	0
Sexual Assault w/Object	0	0	0	0
Forcible Fondling	1	0	0	0
Incest	0	0	0	0
Statutory Rape	0	0	0	0
Aggravated Assault	17	14	13	1
Simple Assault	60	37	28	1
Intimidation	10	2	2	0
Stalking	0	0	1	0
<b>Crimes Against Property</b>				
Arson	0	0	0	0
Bribery	0	0	0	0
Burglary	27	3	3	0
Counterfeiting/Forgery	14	3	3	0
Destruction/Damage/Vandalism	44	5	3	0
Embezzlement	0	0	0	0
Extortion/Blackmail	0	0	0	0
Fraud - False Pretenses	2	1	0	0
Fraud - Credit Card/ATM	4	3	2	1
Fraud - Impersonation	4	4	4	0
Fraud - Welfare	0	0	0	0
Fraud - Wire	0	0	0	0
Motor Vehicle Theft	12	2	1	2
Robbery	0	0	0	0
Stolen Property Offense	0	0	0	0
Theft - Pocket Picking	1	0	0	0
Theft - Purse Snatching	0	0	0	0
Theft - Shoplifting	5	1	1	0
Theft from Building	12	3	2	1
Theft from Coin Machine	0	0	0	0
Theft from Motor Vehicle	13	1	1	1
Theft of Motor Vehicle Parts	9	2	2	1
Theft - All Other Larceny	45	9	6	0
<b>Crimes Against Society</b>				
Drug/Narcotic Violations	88	88	88	4
Drug/Narcotic Equipment Violations	48	48	1	0
Gambling-Betting/Wagering	0	0	0	0
Gambling-Operating/Promoting	0	0	0	0
Gambling-Equipment Violation	0	0	0	0
Gambling-Sports Tampering	0	0	0	0
Pornography/Obscene Materials	0	0	0	0
Prostitution	0	0	0	0
Prostitution-Assisting/Promoting	0	0	0	0
Weapon Law Violations	27	27	13	2
<b>Total Group A Offenses</b>	<b>443</b>	<b>253</b>	<b>174</b>	<b>14</b>



# Belle Meade Police Department

<b>2001 Population Estimate</b>	<b>2,943</b>
<b>Offense Overview</b>	
Offense Total	97
Number Cleared	10
Percent Cleared	10.3%
Group A Crimes per 100,000 population	3,296.0
<b>Arrest Overview</b>	
Total Arrests	44
Adult Arrests	35
Juvenile Arrests	9
Unknown Age	0
Arrests per 100,000 population	1,495.1
Avg. number offenses/incident	1.09

Domestic Violence Victims		
Offense	Total	Arrests
Murder	0	0
Aggravated Assault	0	0
Simple Assault	2	1
Intimidation	2	0
Stalking	0	0
Forcible Rape	0	0
Forcible Sodomy	0	0
Sexual Assault w/Object	0	0
Forcible Fondling	0	0
Incest	0	0
Statutory Rape	0	0
Kidnapping/Abduction	0	0
<b>Total</b>	<b>4</b>	<b>1</b>

TIBRS Group B Arrests		
Offense	Adult	Juvenile
Bad Checks	0	0
Curfew/Vagrancy	0	3
Disorderly Conduct	0	0
DUI	14	0
Drunkenness	2	0
Family-Non Violent	0	0
Liquor Law Violation	4	5
Peeping Tom	0	0
Runaway	0	0
Trespass	0	0
All Other Offense	6	0
<b>Total Group B</b>	<b>26</b>	<b>8</b>

TIBRS Group A Offenses	Offenses		Arrests	
	Reported	Cleared	Adult	Juvenile
<b>Crimes Against Persons</b>				
Murder	0	0	0	0
Negligent Manslaughter	0	0	0	0
Kidnapping/Abduction	0	0	0	0
Forcible Rape	1	0	0	0
Forcible Sodomy	0	0	0	0
Sexual Assault w/Object	0	0	0	0
Forcible Fondling	0	0	0	0
Incest	0	0	0	0
Statutory Rape	0	0	0	0
Aggravated Assault	0	0	0	0
Simple Assault	2	1	1	0
Intimidation	7	0	0	0
Stalking	0	0	0	0
<b>Crimes Against Property</b>				
Arson	0	0	0	0
Bribery	0	0	0	0
Burglary	5	0	0	0
Counterfeiting/Forgery	1	0	0	0
Destruction/Damage/Vandalism	18	0	0	0
Embezzlement	0	0	0	0
Extortion/Blackmail	0	0	0	0
Fraud - False Pretenses	1	0	0	0
Fraud - Credit Card/ATM	1	0	0	0
Fraud - Impersonation	2	1	1	0
Fraud - Welfare	0	0	0	0
Fraud - Wire	0	0	0	0
Motor Vehicle Theft	2	0	0	0
Robbery	0	0	0	0
Stolen Property Offense	0	0	0	0
Theft - Pocket Picking	0	0	0	0
Theft - Purse Snatching	0	0	0	0
Theft - Shoplifting	0	0	0	0
Theft from Building	17	0	0	0
Theft from Coin Machine	0	0	0	0
Theft from Motor Vehicle	18	0	0	0
Theft of Motor Vehicle Parts	0	0	0	0
Theft - All Other Larceny	14	0	0	0
<b>Crimes Against Society</b>				
Drug/Narcotic Violations	3	3	4	1
Drug/Narcotic Equipment Violations	4	4	2	0
Gambling-Betting/Wagering	0	0	0	0
Gambling-Operating/Promoting	0	0	0	0
Gambling-Equipment Violation	0	0	0	0
Gambling-Sports Tampering	0	0	0	0
Pornography/Obscene Materials	0	0	0	0
Prostitution	0	0	0	0
Prostitution-Assisting/Promoting	0	0	0	0
Weapon Law Violations	1	1	1	0
<b>Total Group A Offenses</b>	<b>97</b>	<b>10</b>	<b>9</b>	<b>1</b>





# Bells Police Department

<b>2001 Population Estimate</b>	<b>2,171</b>
<b>Offense Overview</b>	
Offense Total	173
Number Cleared	67
Percent Cleared	38.7%
Group A Crimes per 100,000 population	7,968.7
<b>Arrest Overview</b>	
Total Arrests	83
Adult Arrests	77
Juvenile Arrests	5
Unknown Age	1
Arrests per 100,000 population	3,823.1
Avg. number offenses/incident	1.17

<b>Domestic Violence Victims</b>		
Offense	Total	Arrests
Murder	0	0
Aggravated Assault	0	0
Simple Assault	5	4
Intimidation	0	0
Stalking	0	0
Forcible Rape	0	0
Forcible Sodomy	0	0
Sexual Assault w/Object	0	0
Forcible Fondling	0	0
Incest	0	0
Statutory Rape	0	0
Kidnapping/Abduction	0	0
<b>Total</b>	<b>5</b>	<b>4</b>

<b>TIBRS Group B Arrests</b>		
Offense	Adult	Juvenile
Bad Checks	0	0
Curfew/Vagrancy	0	0
Disorderly Conduct	4	0
DUI	11	0
Drunkenness	17	0
Family-Non Violent	0	0
Liquor Law Violation	1	0
Peeping Tom	0	0
Runaway	0	1
Trespass	0	0
All Other Offense	2	1
<b>Total Group B</b>	<b>35</b>	<b>2</b>

<b>TIBRS Group A Offenses</b>	<b>Offenses</b>		<b>Arrests</b>	
	<b>Reported</b>	<b>Cleared</b>	<b>Adult</b>	<b>Juvenile</b>
<b>Crimes Against Persons</b>				
Murder	0	0	0	0
Negligent Manslaughter	0	0	0	0
Kidnapping/Abduction	0	0	0	0
Forcible Rape	1	1	1	0
Forcible Sodomy	0	0	0	0
Sexual Assault w/Object	0	0	0	0
Forcible Fondling	1	1	1	0
Incest	0	0	0	0
Statutory Rape	0	0	0	0
Aggravated Assault	10	5	3	0
Simple Assault	30	17	12	0
Intimidation	15	3	3	0
Stalking	0	0	0	0
<b>Crimes Against Property</b>				
Arson	0	0	0	0
Bribery	0	0	0	0
Burglary	17	1	0	0
Counterfeiting/Forgery	14	10	10	0
Destruction/Damage/Vandalism	32	7	1	1
Embezzlement	0	0	0	0
Extortion/Blackmail	0	0	0	0
Fraud - False Pretenses	6	5	1	0
Fraud - Credit Card/ATM	0	0	0	0
Fraud - Impersonation	1	1	0	0
Fraud - Welfare	0	0	0	0
Fraud - Wire	0	0	0	0
Motor Vehicle Theft	8	1	0	1
Robbery	0	0	0	0
Stolen Property Offense	0	0	0	0
Theft - Pocket Picking	0	0	0	0
Theft - Purse Snatching	0	0	0	0
Theft - Shoplifting	4	4	3	1
Theft from Building	7	2	1	0
Theft from Coin Machine	0	0	0	0
Theft from Motor Vehicle	8	1	1	0
Theft of Motor Vehicle Parts	1	0	0	0
Theft - All Other Larceny	9	0	0	0
<b>Crimes Against Society</b>				
Drug/Narcotic Violations	5	5	4	0
Drug/Narcotic Equipment Violations	0	0	0	0
Gambling-Betting/Wagering	0	0	0	0
Gambling-Operating/Promoting	0	0	0	0
Gambling-Equipment Violation	0	0	0	0
Gambling-Sports Tampering	0	0	0	0
Pornography/Obscene Materials	0	0	0	0
Prostitution	0	0	0	0
Prostitution-Assisting/Promoting	0	0	0	0
Weapon Law Violations	4	3	1	0
<b>Total Group A Offenses</b>	<b>173</b>	<b>67</b>	<b>42</b>	<b>3</b>



# Benton Police Department

**2001 Population Estimate**                      1,138

**Offense Overview**

Offense Total                                      131  
 Number Cleared                                26  
 Percent Cleared                                19.8%

Group A Crimes per 100,000  
 population                                      11,511.4

**Arrest Overview**

Total Arrests                                    76  
 Adult Arrests                                    70  
 Juvenile Arrests                                0  
 Unknown Age                                    6

Arrests per 100,000 population            6,678.4

Avg. number offenses/incident              1.02

**Domestic Violence Victims**

Offense	Total	Arrests
Murder	0	0
Aggravated Assault	1	1
Simple Assault	3	2
Intimidation	0	0
Stalking	0	0
Forcible Rape	0	0
Forcible Sodomy	0	0
Sexual Assault w/Object	0	0
Forcible Fondling	0	0
Incest	0	0
Statutory Rape	0	0
Kidnapping/Abduction	0	0
<b>Total</b>	<b>4</b>	<b>3</b>

**TIBRS Group B Arrests**

Offense	Adult	Juvenile
Bad Checks	2	0
Curfew/Vagrancy	0	0
Disorderly Conduct	4	0
DUI	7	0
Drunkenness	14	0
Family-Non Violent	0	0
Liquor Law Violation	3	0
Peeping Tom	0	0
Runaway	0	0
Trespass	1	0
All Other Offense	19	0
<b>Total Group B</b>	<b>50</b>	<b>0</b>

TIBRS Group A Offenses	Offenses		Arrests	
	Reported	Cleared	Adult	Juvenile
<b>Crimes Against Persons</b>				
Murder	0	0	0	0
Negligent Manslaughter	0	0	0	0
Kidnapping/Abduction	0	0	0	0
Forcible Rape	0	0	0	0
Forcible Sodomy	0	0	0	0
Sexual Assault w/Object	0	0	0	0
Forcible Fondling	0	0	0	0
Incest	0	0	0	0
Statutory Rape	0	0	0	0
Aggravated Assault	6	1	1	0
Simple Assault	14	4	4	0
Intimidation	14	1	1	0
Stalking	1	1	1	0
<b>Crimes Against Property</b>				
Arson	0	0	0	0
Bribery	0	0	0	0
Burglary	5	1	0	0
Counterfeiting/Forgery	5	1	0	0
Destruction/Damage/Vandalism	22	1	0	0
Embezzlement	0	0	0	0
Extortion/Blackmail	0	0	0	0
Fraud - False Pretenses	1	0	0	0
Fraud - Credit Card/ATM	0	0	0	0
Fraud - Impersonation	2	1	0	0
Fraud - Welfare	0	0	0	0
Fraud - Wire	0	0	0	0
Motor Vehicle Theft	0	0	0	0
Robbery	2	1	0	0
Stolen Property Offense	0	0	0	0
Theft - Pocket Picking	0	0	0	0
Theft - Purse Snatching	1	0	0	0
Theft - Shoplifting	5	1	1	0
Theft from Building	7	0	0	0
Theft from Coin Machine	0	0	0	0
Theft from Motor Vehicle	12	0	0	0
Theft of Motor Vehicle Parts	2	0	0	0
Theft - All Other Larceny	15	0	0	0
<b>Crimes Against Society</b>				
Drug/Narcotic Violations	10	7	6	0
Drug/Narcotic Equipment Violations	5	4	4	0
Gambling-Betting/Wagering	0	0	0	0
Gambling-Operating/Promoting	0	0	0	0
Gambling-Equipment Violation	0	0	0	0
Gambling-Sports Tampering	0	0	0	0
Pornography/Obscene Materials	0	0	0	0
Prostitution	0	0	0	0
Prostitution-Assisting/Promoting	0	0	0	0
Weapon Law Violations	2	2	2	0
<b>Total Group A Offenses</b>	<b>131</b>	<b>26</b>	<b>20</b>	<b>0</b>



# Berry Hill Police Department

<b>2001 Population Estimate</b>	<b>674</b>
<b>Offense Overview</b>	
Offense Total	225
Number Cleared	43
Percent Cleared	19.1%
Group A Crimes per 100,000 population	33,382.8

<b>Arrest Overview</b>	
Total Arrests	194
Adult Arrests	185
Juvenile Arrests	9
Unknown Age	0
Arrests per 100,000 population	28,783.4
Avg. number offenses/incident	1.10

Domestic Violence Victims		
Offense	Total	Arrests
Murder	0	0
Aggravated Assault	1	1
Simple Assault	3	0
Intimidation	2	0
Stalking	0	0
Forcible Rape	0	0
Forcible Sodomy	0	0
Sexual Assault w/Object	0	0
Forcible Fondling	0	0
Incest	0	0
Statutory Rape	0	0
Kidnapping/Abduction	0	0
<b>Total</b>	<b>6</b>	<b>1</b>

TIBRS Group B Arrests		
Offense	Adult	Juvenile
Bad Checks	0	0
Curfew/Vagrancy	0	0
Disorderly Conduct	5	0
DUI	10	0
Drunkenness	3	0
Family-Non Violent	0	0
Liquor Law Violation	1	1
Peeping Tom	0	0
Runaway	0	0
Trespass	4	0
All Other Offense	131	7
<b>Total Group B</b>	<b>154</b>	<b>8</b>

TIBRS Group A Offenses	Offenses		Arrests	
	Reported	Cleared	Adult	Juvenile
<b>Crimes Against Persons</b>				
Murder	0	0	0	0
Negligent Manslaughter	0	0	0	0
Kidnapping/Abduction	1	1	1	0
Forcible Rape	0	0	0	0
Forcible Sodomy	0	0	0	0
Sexual Assault w/Object	0	0	0	0
Forcible Fondling	1	0	0	0
Incest	0	0	0	0
Statutory Rape	0	0	0	0
Aggravated Assault	6	1	3	0
Simple Assault	16	7	2	0
Intimidation	14	4	1	0
Stalking	0	0	0	0
<b>Crimes Against Property</b>				
Arson	1	0	0	0
Bribery	0	0	0	0
Burglary	14	0	0	0
Counterfeiting/Forgery	7	1	0	0
Destruction/Damage/Vandalism	41	1	1	0
Embezzlement	2	0	0	0
Extortion/Blackmail	1	0	0	0
Fraud - False Pretenses	8	3	1	0
Fraud - Credit Card/ATM	1	0	0	0
Fraud - Impersonation	0	0	0	0
Fraud - Welfare	0	0	0	0
Fraud - Wire	0	0	0	0
Motor Vehicle Theft	13	0	0	0
Robbery	5	0	0	0
Stolen Property Offense	1	0	0	0
Theft - Pocket Picking	0	0	0	0
Theft - Purse Snatching	2	0	0	0
Theft - Shoplifting	27	9	7	0
Theft from Building	8	0	0	0
Theft from Coin Machine	1	0	0	0
Theft from Motor Vehicle	16	0	0	0
Theft of Motor Vehicle Parts	1	0	0	0
Theft - All Other Larceny	16	0	5	0
<b>Crimes Against Society</b>				
Drug/Narcotic Violations	10	8	5	1
Drug/Narcotic Equipment Violations	10	6	1	0
Gambling-Betting/Wagering	0	0	0	0
Gambling-Operating/Promoting	0	0	0	0
Gambling-Equipment Violation	1	1	1	0
Gambling-Sports Tampering	0	0	0	0
Pornography/Obscene Materials	0	0	0	0
Prostitution	0	0	0	0
Prostitution-Assisting/Promoting	0	0	0	0
Weapon Law Violations	1	1	3	0
<b>Total Group A Offenses</b>	<b>225</b>	<b>43</b>	<b>31</b>	<b>1</b>



# Big Sandy Police Department

<b>2001 Population Estimate</b>	<b>518</b>
<b>Offense Overview</b>	
Offense Total	28
Number Cleared	13
Percent Cleared	46.4%

Group A Crimes per 100,000 population	5,405.4
---------------------------------------	---------

<b>Arrest Overview</b>	
Total Arrests	21
Adult Arrests	19
Juvenile Arrests	1
Unknown Age	1

Arrests per 100,000 population	4,054.1
--------------------------------	---------

Avg. number offenses/incident	1.17
-------------------------------	------

<b>Domestic Violence Victims</b>		
Offense	Total	Arrests
Murder	0	0
Aggravated Assault	1	2
Simple Assault	1	1
Intimidation	0	0
Stalking	0	0
Forcible Rape	0	0
Forcible Sodomy	0	0
Sexual Assault w/Object	0	0
Forcible Fondling	0	0
Incest	0	0
Statutory Rape	0	0
Kidnapping/Abduction	0	0
<b>Total</b>	<b>2</b>	<b>3</b>

<b>TIBRS Group B Arrests</b>		
Offense	Adult	Juvenile
Bad Checks	0	0
Curfew/Vagrancy	0	0
Disorderly Conduct	0	0
DUI	4	0
Drunkenness	0	0
Family-Non Violent	0	0
Liquor Law Violation	4	0
Peeping Tom	0	0
Runaway	0	0
Trespass	1	0
All Other Offense	1	0
<b>Total Group B</b>	<b>10</b>	<b>0</b>

<b>TIBRS Group A Offenses</b>	<b>Offenses</b>		<b>Arrests</b>	
	<b>Reported</b>	<b>Cleared</b>	<b>Adult</b>	<b>Juvenile</b>
<b>Crimes Against Persons</b>				
Murder	0	0	0	0
Negligent Manslaughter	0	0	0	0
Kidnapping/Abduction	0	0	0	0
Forcible Rape	0	0	0	0
Forcible Sodomy	0	0	0	0
Sexual Assault w/Object	0	0	0	0
Forcible Fondling	0	0	0	0
Incest	0	0	0	0
Statutory Rape	0	0	0	0
Aggravated Assault	2	2	3	0
Simple Assault	1	1	1	0
Intimidation	0	0	0	0
Stalking	0	0	0	0
<b>Crimes Against Property</b>				
Arson	0	0	0	0
Bribery	0	0	0	0
Burglary	9	0	0	0
Counterfeiting/Forgery	0	0	0	0
Destruction/Damage/Vandalism	4	1	1	0
Embezzlement	0	0	0	0
Extortion/Blackmail	0	0	0	0
Fraud - False Pretenses	0	0	0	0
Fraud - Credit Card/ATM	0	0	0	0
Fraud - Impersonation	0	0	0	0
Fraud - Welfare	0	0	0	0
Fraud - Wire	0	0	0	0
Motor Vehicle Theft	0	0	0	0
Robbery	0	0	0	0
Stolen Property Offense	0	0	0	0
Theft - Pocket Picking	0	0	0	0
Theft - Purse Snatching	0	0	0	0
Theft - Shoplifting	0	0	0	0
Theft from Building	2	0	0	0
Theft from Coin Machine	0	0	0	0
Theft from Motor Vehicle	0	0	0	0
Theft of Motor Vehicle Parts	1	0	0	0
Theft - All Other Larceny	1	1	0	0
<b>Crimes Against Society</b>				
Drug/Narcotic Violations	5	5	3	1
Drug/Narcotic Equipment Violations	3	3	1	0
Gambling-Betting/Wagering	0	0	0	0
Gambling-Operating/Promoting	0	0	0	0
Gambling-Equipment Violation	0	0	0	0
Gambling-Sports Tampering	0	0	0	0
Pornography/Obscene Materials	0	0	0	0
Prostitution	0	0	0	0
Prostitution-Assisting/Promoting	0	0	0	0
Weapon Law Violations	0	0	0	0
<b>Total Group A Offenses</b>	<b>28</b>	<b>13</b>	<b>9</b>	<b>1</b>



# Blaine Police Department

<b>2001 Population Estimate</b>	<b>1,585</b>
<b>Offense Overview</b>	
Offense Total	57
Number Cleared	25
Percent Cleared	43.9%
Group A Crimes per 100,000 population	3,596.2

<b>Arrest Overview</b>	
Total Arrests	38
Adult Arrests	37
Juvenile Arrests	1
Unknown Age	0
Arrests per 100,000 population	2,397.5
Avg. number offenses/incident	1.21

<b>Domestic Violence Victims</b>		
Offense	Total	Arrests
Murder	0	0
Aggravated Assault	1	0
Simple Assault	2	0
Intimidation	0	0
Stalking	0	0
Forcible Rape	0	0
Forcible Sodomy	0	0
Sexual Assault w/Object	0	0
Forcible Fondling	0	0
Incest	0	0
Statutory Rape	0	0
Kidnapping/Abduction	0	0
<b>Total</b>	<b>3</b>	<b>0</b>

<b>TIBRS Group B Arrests</b>		
Offense	Adult	Juvenile
Bad Checks	0	0
Curfew/Vagrancy	0	0
Disorderly Conduct	0	0
DUI	9	0
Drunkenness	10	0
Family-Non Violent	0	0
Liquor Law Violation	0	0
Peeping Tom	0	0
Runaway	0	0
Trespass	0	0
All Other Offense	1	0
<b>Total Group B</b>	<b>20</b>	<b>0</b>

<b>TIBRS Group A Offenses</b>	<b>Offenses</b>		<b>Arrests</b>	
	Reported	Cleared	Adult	Juvenile
<b>Crimes Against Persons</b>				
Murder	0	0	0	0
Negligent Manslaughter	0	0	0	0
Kidnapping/Abduction	1	0	0	0
Forcible Rape	0	0	0	0
Forcible Sodomy	0	0	0	0
Sexual Assault w/Object	0	0	0	0
Forcible Fondling	0	0	0	0
Incest	0	0	0	0
Statutory Rape	0	0	0	0
Aggravated Assault	2	0	0	0
Simple Assault	5	1	1	0
Intimidation	3	3	1	0
Stalking	0	0	0	0
<b>Crimes Against Property</b>				
Arson	0	0	0	0
Bribery	0	0	0	0
Burglary	6	1	0	1
Counterfeiting/Forgery	0	0	0	0
Destruction/Damage/Vandalism	11	2	1	0
Embezzlement	0	0	0	0
Extortion/Blackmail	0	0	0	0
Fraud - False Pretenses	0	0	0	0
Fraud - Credit Card/ATM	0	0	0	0
Fraud - Impersonation	0	0	0	0
Fraud - Welfare	0	0	0	0
Fraud - Wire	0	0	0	0
Motor Vehicle Theft	0	0	0	0
Robbery	0	0	0	0
Stolen Property Offense	0	0	0	0
Theft - Pocket Picking	0	0	0	0
Theft - Purse Snatching	0	0	0	0
Theft - Shoplifting	1	1	1	0
Theft from Building	2	0	0	0
Theft from Coin Machine	0	0	0	0
Theft from Motor Vehicle	3	0	0	0
Theft of Motor Vehicle Parts	0	0	0	0
Theft - All Other Larceny	6	0	0	0
<b>Crimes Against Society</b>				
Drug/Narcotic Violations	11	11	11	0
Drug/Narcotic Equipment Violations	5	5	2	0
Gambling-Betting/Wagering	0	0	0	0
Gambling-Operating/Promoting	0	0	0	0
Gambling-Equipment Violation	0	0	0	0
Gambling-Sports Tampering	0	0	0	0
Pornography/Obscene Materials	0	0	0	0
Prostitution	0	0	0	0
Prostitution-Assisting/Promoting	0	0	0	0
Weapon Law Violations	1	1	0	0
<b>Total Group A Offenses</b>	<b>57</b>	<b>25</b>	<b>17</b>	<b>1</b>



# Bluff City Police Department

<b>2001 Population Estimate</b>	<b>1,559</b>
<b>Offense Overview</b>	
Offense Total	107
Number Cleared	64
Percent Cleared	59.8%

Group A Crimes per 100,000 population	6,863.4
---------------------------------------	---------

<b>Arrest Overview</b>	
Total Arrests	133
Adult Arrests	130
Juvenile Arrests	3
Unknown Age	0

Arrests per 100,000 population	8,531.1
--------------------------------	---------

Avg. number offenses/incident	1.07
-------------------------------	------

<b>Domestic Violence Victims</b>		
Offense	Total	Arrests
Murder	0	0
Aggravated Assault	0	0
Simple Assault	8	8
Intimidation	0	0
Stalking	0	0
Forcible Rape	0	0
Forcible Sodomy	0	0
Sexual Assault w/Object	0	0
Forcible Fondling	0	0
Incest	0	0
Statutory Rape	0	0
Kidnapping/Abduction	0	0
<b>Total</b>	<b>8</b>	<b>8</b>

<b>TIBRS Group B Arrests</b>		
Offense	Adult	Juvenile
Bad Checks	0	0
Curfew/Vagrancy	0	0
Disorderly Conduct	3	0
DUI	55	0
Drunkness	7	0
Family-Non Violent	0	0
Liquor Law Violation	9	0
Peeping Tom	0	0
Runaway	0	0
Trespass	0	0
All Other Offense	4	0
<b>Total Group B</b>	<b>78</b>	<b>0</b>

<b>TIBRS Group A Offenses</b>	<b>Offenses</b>		<b>Arrests</b>	
	Reported	Cleared	Adult	Juvenile
<b>Crimes Against Persons</b>				
Murder	0	0	0	0
Negligent Manslaughter	0	0	0	0
Kidnapping/Abduction	1	1	1	0
Forcible Rape	0	0	0	0
Forcible Sodomy	0	0	0	0
Sexual Assault w/Object	0	0	0	0
Forcible Fondling	1	1	0	0
Incest	0	0	0	0
Statutory Rape	0	0	0	0
Aggravated Assault	4	4	2	0
Simple Assault	24	22	18	1
Intimidation	4	3	0	0
Stalking	0	0	0	0
<b>Crimes Against Property</b>				
Arson	0	0	0	0
Bribery	0	0	0	0
Burglary	8	1	1	0
Counterfeiting/Forgery	8	4	3	0
Destruction/Damage/Vandalism	11	3	3	0
Embezzlement	0	0	0	0
Extortion/Blackmail	0	0	0	0
Fraud - False Pretenses	1	1	0	0
Fraud - Credit Card/ATM	1	0	0	0
Fraud - Impersonation	2	2	2	0
Fraud - Welfare	0	0	0	0
Fraud - Wire	0	0	0	0
Motor Vehicle Theft	2	1	0	1
Robbery	2	1	2	0
Stolen Property Offense	0	0	0	0
Theft - Pocket Picking	0	0	0	0
Theft - Purse Snatching	0	0	0	0
Theft - Shoplifting	2	2	2	0
Theft from Building	10	1	0	0
Theft from Coin Machine	0	0	0	0
Theft from Motor Vehicle	5	0	0	0
Theft of Motor Vehicle Parts	0	0	0	0
Theft - All Other Larceny	6	2	3	0
<b>Crimes Against Society</b>				
Drug/Narcotic Violations	13	13	14	0
Drug/Narcotic Equipment Violations	1	1	1	0
Gambling-Betting/Wagering	0	0	0	0
Gambling-Operating/Promoting	0	0	0	0
Gambling-Equipment Violation	0	0	0	0
Gambling-Sports Tampering	0	0	0	0
Pornography/Obscene Materials	0	0	0	0
Prostitution	0	0	0	0
Prostitution-Assisting/Promoting	0	0	0	0
Weapon Law Violations	1	1	0	1
<b>Total Group A Offenses</b>	<b>107</b>	<b>64</b>	<b>52</b>	<b>3</b>



# Bolivar Police Department

<b>2001 Population Estimate</b>	<b>5,802</b>
<b>Offense Overview</b>	
Offense Total	1,196
Number Cleared	440
Percent Cleared	36.8%

Group A Crimes per 100,000 population	20,613.6
---------------------------------------	----------

<b>Arrest Overview</b>	
Total Arrests	541
Adult Arrests	421
Juvenile Arrests	120
Unknown Age	0

Arrests per 100,000 population	9,324.4
--------------------------------	---------

Avg. number offenses/incident	1.27
-------------------------------	------

<b>Domestic Violence Victims</b>		
Offense	Total	Arrests
Murder	0	0
Aggravated Assault	16	11
Simple Assault	39	28
Intimidation	1	1
Stalking	0	0
Forcible Rape	0	0
Forcible Sodomy	0	0
Sexual Assault w/Object	0	0
Forcible Fondling	1	1
Incest	0	0
Statutory Rape	0	0
Kidnapping/Abduction	2	1
<b>Total</b>	<b>59</b>	<b>42</b>

<b>TIBRS Group B Arrests</b>		
Offense	Adult	Juvenile
Bad Checks	0	0
Curfew/Vagrancy	0	26
Disorderly Conduct	13	3
DUI	47	0
Drunkenness	17	0
Family-Non Violent	2	0
Liquor Law Violation	14	4
Peeping Tom	0	0
Runaway	0	1
Trespass	2	0
All Other Offense	26	2
<b>Total Group B</b>	<b>121</b>	<b>36</b>

<b>TIBRS Group A Offenses</b>	<b>Offenses</b>		<b>Arrests</b>	
	Reported	Cleared	Adult	Juvenile
<b>Crimes Against Persons</b>				
Murder	1	1	1	0
Negligent Manslaughter	0	0	0	0
Kidnapping/Abduction	2	2	1	0
Forcible Rape	3	1	1	0
Forcible Sodomy	2	1	0	1
Sexual Assault w/Object	0	0	0	0
Forcible Fondling	1	1	0	1
Incest	0	0	0	0
Statutory Rape	0	0	0	0
Aggravated Assault	69	51	32	11
Simple Assault	150	100	70	19
Intimidation	32	12	10	0
Stalking	0	0	0	0
<b>Crimes Against Property</b>				
Arson	6	3	1	3
Bribery	0	0	0	0
Burglary	159	17	12	8
Counterfeiting/Forgery	36	8	7	0
Destruction/Damage/Vandalism	204	48	19	6
Embezzlement	9	6	9	0
Extortion/Blackmail	0	0	0	0
Fraud - False Pretenses	31	6	2	0
Fraud - Credit Card/ATM	3	1	1	0
Fraud - Impersonation	0	0	0	0
Fraud - Welfare	0	0	0	0
Fraud - Wire	0	0	0	0
Motor Vehicle Theft	40	10	7	4
Robbery	7	0	0	0
Stolen Property Offense	7	3	2	0
Theft - Pocket Picking	0	0	0	0
Theft - Purse Snatching	2	0	0	0
Theft - Shoplifting	52	40	35	11
Theft from Building	24	2	1	1
Theft from Coin Machine	3	0	0	0
Theft from Motor Vehicle	86	4	2	2
Theft of Motor Vehicle Parts	24	3	6	0
Theft - All Other Larceny	127	13	10	0
<b>Crimes Against Society</b>				
Drug/Narcotic Violations	66	61	59	15
Drug/Narcotic Equipment Violations	27	27	6	0
Gambling-Betting/Wagering	0	0	0	0
Gambling-Operating/Promoting	0	0	0	0
Gambling-Equipment Violation	0	0	0	0
Gambling-Sports Tampering	0	0	0	0
Pornography/Obscene Materials	0	0	0	0
Prostitution	0	0	0	0
Prostitution-Assisting/Promoting	0	0	0	0
Weapon Law Violations	23	19	6	2
<b>Total Group A Offenses</b>	<b>1,196</b>	<b>440</b>	<b>300</b>	<b>84</b>



# Bradford Police Department

<b>2001 Population Estimate</b>	<b>1,113</b>
<b>Offense Overview</b>	
Offense Total	31
Number Cleared	5
Percent Cleared	16.1%

Group A Crimes per 100,000 population	2,785.3
---------------------------------------	---------

<b>Arrest Overview</b>	
Total Arrests	9
Adult Arrests	8
Juvenile Arrests	1
Unknown Age	0

Arrests per 100,000 population	808.6
--------------------------------	-------

Avg. number offenses/incident	1.03
-------------------------------	------

### Domestic Violence Victims

Offense	Total	Arrests
Murder	0	0
Aggravated Assault	0	0
Simple Assault	2	1
Intimidation	3	0
Stalking	0	0
Forcible Rape	0	0
Forcible Sodomy	0	0
Sexual Assault w/Object	0	0
Forcible Fondling	0	0
Incest	0	0
Statutory Rape	1	0
Kidnapping/Abduction	1	1
<b>Total</b>	<b>7</b>	<b>2</b>

### TIBRS Group B Arrests

Offense	Adult	Juvenile
Bad Checks	0	0
Curfew/Vagrancy	0	0
Disorderly Conduct	1	0
DUI	4	0
Drunkenness	1	0
Family-Non Violent	0	0
Liquor Law Violation	0	0
Peeping Tom	0	0
Runaway	0	0
Trespass	0	0
All Other Offense	0	0
<b>Total Group B</b>	<b>6</b>	<b>0</b>

TIBRS Group A Offenses	Offenses		Arrests	
	Reported	Cleared	Adult	Juvenile
<b>Crimes Against Persons</b>				
Murder	0	0	0	0
Negligent Manslaughter	0	0	0	0
Kidnapping/Abduction	1	1	1	0
Forcible Rape	0	0	0	0
Forcible Sodomy	0	0	0	0
Sexual Assault w/Object	0	0	0	0
Forcible Fondling	0	0	0	0
Incest	0	0	0	0
Statutory Rape	1	0	0	0
Aggravated Assault	0	0	0	0
Simple Assault	5	3	1	1
Intimidation	7	0	0	0
Stalking	1	0	0	0
<b>Crimes Against Property</b>				
Arson	0	0	0	0
Bribery	0	0	0	0
Burglary	3	1	0	0
Counterfeiting/Forgery	0	0	0	0
Destruction/Damage/Vandalism	6	0	0	0
Embezzlement	0	0	0	0
Extortion/Blackmail	0	0	0	0
Fraud - False Pretenses	1	0	0	0
Fraud - Credit Card/ATM	1	0	0	0
Fraud - Impersonation	0	0	0	0
Fraud - Welfare	0	0	0	0
Fraud - Wire	0	0	0	0
Motor Vehicle Theft	1	0	0	0
Robbery	0	0	0	0
Stolen Property Offense	0	0	0	0
Theft - Pocket Picking	0	0	0	0
Theft - Purse Snatching	0	0	0	0
Theft - Shoplifting	0	0	0	0
Theft from Building	1	0	0	0
Theft from Coin Machine	0	0	0	0
Theft from Motor Vehicle	0	0	0	0
Theft of Motor Vehicle Parts	0	0	0	0
Theft - All Other Larceny	3	0	0	0
<b>Crimes Against Society</b>				
Drug/Narcotic Violations	0	0	0	0
Drug/Narcotic Equipment Violations	0	0	0	0
Gambling-Betting/Wagering	0	0	0	0
Gambling-Operating/Promoting	0	0	0	0
Gambling-Equipment Violation	0	0	0	0
Gambling-Sports Tampering	0	0	0	0
Pornography/Obscene Materials	0	0	0	0
Prostitution	0	0	0	0
Prostitution-Assisting/Promoting	0	0	0	0
Weapon Law Violations	0	0	0	0
<b>Total Group A Offenses</b>	<b>31</b>	<b>5</b>	<b>2</b>	<b>1</b>





# Brentwood Police Department

<b>2001 Population Estimate</b>	<b>23,445</b>
<b>Offense Overview</b>	
Offense Total	1,049
Number Cleared	293
Percent Cleared	27.9%
Group A Crimes per 100,000 population	4,474.3

<b>Arrest Overview</b>	
Total Arrests	311
Adult Arrests	276
Juvenile Arrests	35
Unknown Age	0
Arrests per 100,000 population	1,326.5
Avg. number offenses/incident	1.08

Domestic Violence Victims		
Offense	Total	Arrests
Murder	0	0
Aggravated Assault	1	1
Simple Assault	18	13
Intimidation	2	1
Stalking	0	0
Forcible Rape	0	0
Forcible Sodomy	0	0
Sexual Assault w/Object	0	0
Forcible Fondling	0	0
Incest	0	0
Statutory Rape	0	0
Kidnapping/Abduction	0	0
<b>Total</b>	<b>21</b>	<b>15</b>

TIBRS Group B Arrests		
Offense	Adult	Juvenile
Bad Checks	1	0
Curfew/Vagrancy	0	0
Disorderly Conduct	0	0
DUI	34	1
Drunkenness	8	1
Family-Non Violent	0	0
Liquor Law Violation	10	2
Peeping Tom	0	0
Runaway	0	2
Trespass	0	0
All Other Offense	11	4
<b>Total Group B</b>	<b>64</b>	<b>10</b>

TIBRS Group A Offenses	Offenses		Arrests	
	Reported	Cleared	Adult	Juvenile
<b>Crimes Against Persons</b>				
Murder	1	0	0	0
Negligent Manslaughter	0	0	0	0
Kidnapping/Abduction	0	0	0	0
Forcible Rape	1	1	2	0
Forcible Sodomy	0	0	0	0
Sexual Assault w/Object	3	1	1	0
Forcible Fondling	4	1	0	0
Incest	0	0	0	0
Statutory Rape	0	0	0	0
Aggravated Assault	9	2	2	0
Simple Assault	56	23	16	6
Intimidation	3	2	2	0
Stalking	0	0	0	0
<b>Crimes Against Property</b>				
Arson	7	1	1	0
Bribery	0	0	0	0
Burglary	68	4	6	0
Counterfeiting/Forgery	30	12	6	0
Destruction/Damage/Vandalism	128	8	3	2
Embezzlement	5	4	2	0
Extortion/Blackmail	0	0	0	0
Fraud - False Pretenses	51	15	7	1
Fraud - Credit Card/ATM	24	3	1	0
Fraud - Impersonation	1	1	0	0
Fraud - Welfare	0	0	0	0
Fraud - Wire	0	0	0	0
Motor Vehicle Theft	12	1	4	0
Robbery	5	1	1	0
Stolen Property Offense	0	0	0	0
Theft - Pocket Picking	0	0	0	0
Theft - Purse Snatching	6	0	0	0
Theft - Shoplifting	59	40	33	8
Theft from Building	87	7	3	1
Theft from Coin Machine	5	0	0	0
Theft from Motor Vehicle	102	7	6	0
Theft of Motor Vehicle Parts	8	0	0	0
Theft - All Other Larceny	197	17	22	0
<b>Crimes Against Society</b>				
Drug/Narcotic Violations	99	79	66	7
Drug/Narcotic Equipment Violations	73	58	25	0
Gambling-Betting/Wagering	0	0	0	0
Gambling-Operating/Promoting	0	0	0	0
Gambling-Equipment Violation	0	0	0	0
Gambling-Sports Tampering	0	0	0	0
Pornography/Obscene Materials	0	0	0	0
Prostitution	0	0	0	0
Prostitution-Assisting/Promoting	0	0	0	0
Weapon Law Violations	5	5	3	0
<b>Total Group A Offenses</b>	<b>1,049</b>	<b>293</b>	<b>212</b>	<b>25</b>



# Brighton Police Department

<b>2001 Population Estimate</b>	<b>1,719</b>
<b>Offense Overview</b>	
Offense Total	110
Number Cleared	19
Percent Cleared	17.3%
Group A Crimes per 100,000 population	6,399.1
<b>Arrest Overview</b>	
Total Arrests	28
Adult Arrests	10
Juvenile Arrests	13
Unknown Age	5
Arrests per 100,000 population	1,628.9
Avg. number offenses/incident	1.02

Domestic Violence Victims		
Offense	Total	Arrests
Murder	0	0
Aggravated Assault	0	0
Simple Assault	0	0
Intimidation	0	0
Stalking	0	0
Forcible Rape	0	0
Forcible Sodomy	0	0
Sexual Assault w/Object	0	0
Forcible Fondling	0	0
Incest	0	0
Statutory Rape	0	0
Kidnapping/Abduction	0	0
<b>Total</b>	<b>0</b>	<b>0</b>

TIBRS Group B Arrests		
Offense	Adult	Juvenile
Bad Checks	0	0
Curfew/Vagrancy	0	0
Disorderly Conduct	0	0
DUI	2	0
Drunkness	1	0
Family-Non Violent	1	0
Liquor Law Violation	1	2
Peeping Tom	0	0
Runaway	0	0
Trespass	1	0
All Other Offense	0	0
<b>Total Group B</b>	<b>6</b>	<b>2</b>

TIBRS Group A Offenses	Offenses		Arrests	
	Reported	Cleared	Adult	Juvenile
<b>Crimes Against Persons</b>				
Murder	0	0	0	0
Negligent Manslaughter	0	0	0	0
Kidnapping/Abduction	0	0	0	0
Forcible Rape	0	0	0	0
Forcible Sodomy	0	0	0	0
Sexual Assault w/Object	0	0	0	0
Forcible Fondling	2	1	0	1
Incest	0	0	0	0
Statutory Rape	0	0	0	0
Aggravated Assault	2	1	0	1
Simple Assault	13	5	2	1
Intimidation	10	0	0	0
Stalking	0	0	0	0
<b>Crimes Against Property</b>				
Arson	0	0	0	0
Bribery	0	0	0	0
Burglary	19	1	1	0
Counterfeiting/Forgery	1	0	0	0
Destruction/Damage/Vandalism	16	0	0	0
Embezzlement	0	0	0	0
Extortion/Blackmail	0	0	0	0
Fraud - False Pretenses	1	0	0	0
Fraud - Credit Card/ATM	2	0	0	0
Fraud - Impersonation	1	0	0	0
Fraud - Welfare	0	0	0	0
Fraud - Wire	0	0	0	0
Motor Vehicle Theft	5	0	0	0
Robbery	2	0	0	0
Stolen Property Offense	0	0	0	0
Theft - Pocket Picking	2	2	0	2
Theft - Purse Snatching	0	0	0	0
Theft - Shoplifting	0	0	0	0
Theft from Building	6	0	0	0
Theft from Coin Machine	0	0	0	0
Theft from Motor Vehicle	6	1	0	0
Theft of Motor Vehicle Parts	4	0	0	0
Theft - All Other Larceny	10	0	0	0
<b>Crimes Against Society</b>				
Drug/Narcotic Violations	6	6	1	4
Drug/Narcotic Equipment Violations	0	0	0	0
Gambling-Betting/Wagering	0	0	0	0
Gambling-Operating/Promoting	0	0	0	0
Gambling-Equipment Violation	0	0	0	0
Gambling-Sports Tampering	0	0	0	0
Pornography/Obscene Materials	0	0	0	0
Prostitution	0	0	0	0
Prostitution-Assisting/Promoting	0	0	0	0
Weapon Law Violations	2	2	0	2
<b>Total Group A Offenses</b>	<b>110</b>	<b>19</b>	<b>4</b>	<b>11</b>



# Bristol Police Department

<b>2001 Population Estimate</b>	<b>24,821</b>
<b>Offense Overview</b>	
Offense Total	3,266
Number Cleared	793
Percent Cleared	24.3%
Group A Crimes per 100,000 population	13,158.2
<b>Arrest Overview</b>	
Total Arrests	1,253
Adult Arrests	907
Juvenile Arrests	346
Unknown Age	0
Arrests per 100,000 population	5,048.1
Avg. number offenses/incident	1.15

<b>Domestic Violence Victims</b>		
Offense	Total	Arrests
Murder	0	0
Aggravated Assault	24	15
Simple Assault	165	85
Intimidation	12	4
Stalking	0	0
Forcible Rape	2	1
Forcible Sodomy	0	0
Sexual Assault w/Object	0	0
Forcible Fondling	3	3
Incest	0	0
Statutory Rape	0	0
Kidnapping/Abduction	3	2
<b>Total</b>	<b>209</b>	<b>110</b>

<b>TIBRS Group B Arrests</b>		
Offense	Adult	Juvenile
Bad Checks	0	0
Curfew/Vagrancy	0	32
Disorderly Conduct	29	18
DUI	152	2
Drunkenness	160	1
Family-Non Violent	5	0
Liquor Law Violation	65	29
Peeping Tom	0	0
Runaway	0	56
Trespass	12	3
All Other Offense	47	69
<b>Total Group B</b>	<b>470</b>	<b>210</b>

<b>TIBRS Group A Offenses</b>	<b>Offenses</b>		<b>Arrests</b>	
	<b>Reported</b>	<b>Cleared</b>	<b>Adult</b>	<b>Juvenile</b>
<b>Crimes Against Persons</b>				
Murder	1	1	3	0
Negligent Manslaughter	0	0	0	0
Kidnapping/Abduction	4	4	2	0
Forcible Rape	4	3	1	0
Forcible Sodomy	0	0	0	0
Sexual Assault w/Object	1	1	0	1
Forcible Fondling	21	21	1	20
Incest	0	0	0	0
Statutory Rape	0	0	0	0
Aggravated Assault	103	61	38	5
Simple Assault	583	230	141	29
Intimidation	87	16	8	4
Stalking	5	0	0	0
<b>Crimes Against Property</b>				
Arson	2	0	0	0
Bribery	0	0	0	0
Burglary	188	18	11	3
Counterfeiting/Forgery	111	23	6	0
Destruction/Damage/Vandalism	597	69	31	8
Embezzlement	21	4	2	0
Extortion/Blackmail	1	0	0	0
Fraud - False Pretenses	140	25	8	0
Fraud - Credit Card/ATM	12	1	0	0
Fraud - Impersonation	13	7	2	0
Fraud - Welfare	0	0	0	0
Fraud - Wire	0	0	0	0
Motor Vehicle Theft	81	7	8	2
Robbery	13	3	6	0
Stolen Property Offense	4	3	4	0
Theft - Pocket Picking	2	0	0	0
Theft - Purse Snatching	2	0	0	0
Theft - Shoplifting	92	64	43	21
Theft from Building	127	12	4	5
Theft from Coin Machine	14	1	1	0
Theft from Motor Vehicle	216	6	3	1
Theft of Motor Vehicle Parts	197	8	6	2
Theft - All Other Larceny	450	41	15	8
<b>Crimes Against Society</b>				
Drug/Narcotic Violations	88	82	66	19
Drug/Narcotic Equipment Violations	74	71	20	8
Gambling-Betting/Wagering	0	0	0	0
Gambling-Operating/Promoting	4	3	4	0
Gambling-Equipment Violation	0	0	0	0
Gambling-Sports Tampering	0	0	0	0
Pornography/Obscene Materials	0	0	0	0
Prostitution	0	0	0	0
Prostitution-Assisting/Promoting	0	0	0	0
Weapon Law Violations	8	8	3	0
<b>Total Group A Offenses</b>	<b>3,266</b>	<b>793</b>	<b>437</b>	<b>136</b>



# Brownsville Police Department

<b>2001 Population Estimate</b>	<b>10,748</b>
<b>Offense Overview</b>	
Offense Total	1,770
Number Cleared	786
Percent Cleared	44.4%
Group A Crimes per 100,000 population	16,468.2
<b>Arrest Overview</b>	
Total Arrests	833
Adult Arrests	722
Juvenile Arrests	111
Unknown Age	0
Arrests per 100,000 population	7,750.3
Avg. number offenses/incident	1.19

<b>Domestic Violence Victims</b>		
Offense	Total	Arrests
Murder	0	0
Aggravated Assault	38	29
Simple Assault	84	61
Intimidation	2	1
Stalking	0	0
Forcible Rape	1	1
Forcible Sodomy	0	0
Sexual Assault w/Object	0	0
Forcible Fondling	1	1
Incest	0	0
Statutory Rape	0	0
Kidnapping/Abduction	3	0
<b>Total</b>	<b>129</b>	<b>93</b>

<b>TIBRS Group B Arrests</b>		
Offense	Adult	Juvenile
Bad Checks	0	0
Curfew/Vagrancy	0	0
Disorderly Conduct	8	10
DUI	76	0
Drunkenness	19	0
Family-Non Violent	5	0
Liquor Law Violation	8	1
Peeping Tom	0	0
Runaway	0	3
Trespass	0	0
All Other Offense	28	6
<b>Total Group B</b>	<b>144</b>	<b>20</b>

<b>TIBRS Group A Offenses</b>	<b>Offenses</b>		<b>Arrests</b>	
	<b>Reported</b>	<b>Cleared</b>	<b>Adult</b>	<b>Juvenile</b>
<b>Crimes Against Persons</b>				
Murder	0	0	1	0
Negligent Manslaughter	0	0	0	0
Kidnapping/Abduction	6	6	2	0
Forcible Rape	10	3	3	0
Forcible Sodomy	0	0	0	0
Sexual Assault w/Object	0	0	0	0
Forcible Fondling	9	4	2	0
Incest	0	0	0	0
Statutory Rape	4	3	2	0
Aggravated Assault	146	101	86	4
Simple Assault	259	148	136	14
Intimidation	63	18	13	1
Stalking	3	2	3	0
<b>Crimes Against Property</b>				
Arson	1	1	0	0
Bribery	0	0	0	0
Burglary	128	18	20	3
Counterfeiting/Forgery	84	36	17	0
Destruction/Damage/Vandalism	200	31	9	7
Embezzlement	0	0	0	0
Extortion/Blackmail	0	0	0	0
Fraud - False Pretenses	71	49	17	0
Fraud - Credit Card/ATM	5	1	1	0
Fraud - Impersonation	25	17	9	0
Fraud - Welfare	0	0	0	0
Fraud - Wire	0	0	0	0
Motor Vehicle Theft	42	9	11	4
Robbery	23	5	3	2
Stolen Property Offense	5	4	1	0
Theft - Pocket Picking	0	0	0	0
Theft - Purse Snatching	1	0	0	0
Theft - Shoplifting	55	43	21	22
Theft from Building	50	12	11	3
Theft from Coin Machine	0	0	0	0
Theft from Motor Vehicle	48	6	2	3
Theft of Motor Vehicle Parts	40	0	1	0
Theft - All Other Larceny	182	22	19	7
<b>Crimes Against Society</b>				
Drug/Narcotic Violations	196	141	133	16
Drug/Narcotic Equipment Violations	78	74	38	1
Gambling-Betting/Wagering	0	0	0	0
Gambling-Operating/Promoting	0	0	0	0
Gambling-Equipment Violation	0	0	0	0
Gambling-Sports Tampering	0	0	0	0
Pornography/Obscene Materials	1	0	0	0
Prostitution	1	1	1	0
Prostitution-Assisting/Promoting	2	2	0	0
Weapon Law Violations	32	29	16	4
<b>Total Group A Offenses</b>	<b>1,770</b>	<b>786</b>	<b>578</b>	<b>91</b>



# Bruceton Police Department

<b>2001 Population Estimate</b>	<b>1,554</b>
<b>Offense Overview</b>	
Offense Total	79
Number Cleared	54
Percent Cleared	68.4%

Group A Crimes per 100,000 population	5,083.7
---------------------------------------	---------

<b>Arrest Overview</b>	
Total Arrests	84
Adult Arrests	80
Juvenile Arrests	4
Unknown Age	0

Arrests per 100,000 population	5,405.4
--------------------------------	---------

Avg. number offenses/incident	1.23
-------------------------------	------

<b>Domestic Violence Victims</b>		
Offense	Total	Arrests
Murder	0	0
Aggravated Assault	0	0
Simple Assault	9	7
Intimidation	1	0
Stalking	0	0
Forcible Rape	0	0
Forcible Sodomy	0	0
Sexual Assault w/Object	0	0
Forcible Fondling	0	0
Incest	0	0
Statutory Rape	1	1
Kidnapping/Abduction	0	0
<b>Total</b>	<b>11</b>	<b>8</b>

<b>TIBRS Group B Arrests</b>		
Offense	Adult	Juvenile
Bad Checks	0	0
Curfew/Vagrancy	0	0
Disorderly Conduct	0	0
DUI	6	0
Drunkenness	10	0
Family-Non Violent	0	0
Liquor Law Violation	14	0
Peeping Tom	0	0
Runaway	0	0
Trespass	0	0
All Other Offense	2	0
<b>Total Group B</b>	<b>32</b>	<b>0</b>

<b>TIBRS Group A Offenses</b>	<b>Offenses</b>		<b>Arrests</b>	
	<b>Reported</b>	<b>Cleared</b>	<b>Adult</b>	<b>Juvenile</b>
<b>Crimes Against Persons</b>				
Murder	0	0	0	0
Negligent Manslaughter	0	0	0	0
Kidnapping/Abduction	0	0	0	0
Forcible Rape	0	0	0	0
Forcible Sodomy	0	0	0	0
Sexual Assault w/Object	0	0	0	0
Forcible Fondling	0	0	0	0
Incest	0	0	0	0
Statutory Rape	1	1	1	0
Aggravated Assault	3	3	2	1
Simple Assault	18	15	13	0
Intimidation	3	1	0	0
Stalking	0	0	0	0
<b>Crimes Against Property</b>				
Arson	1	1	0	0
Bribery	0	0	0	0
Burglary	6	2	1	2
Counterfeiting/Forgery	0	0	0	0
Destruction/Damage/Vandalism	13	5	1	0
Embezzlement	0	0	0	0
Extortion/Blackmail	0	0	0	0
Fraud - False Pretenses	0	0	0	0
Fraud - Credit Card/ATM	0	0	0	0
Fraud - Impersonation	0	0	0	0
Fraud - Welfare	0	0	0	0
Fraud - Wire	0	0	0	0
Motor Vehicle Theft	2	2	2	0
Robbery	0	0	0	0
Stolen Property Offense	0	0	0	0
Theft - Pocket Picking	0	0	0	0
Theft - Purse Snatching	0	0	0	0
Theft - Shoplifting	0	0	0	0
Theft from Building	1	0	0	0
Theft from Coin Machine	0	0	0	0
Theft from Motor Vehicle	1	0	0	0
Theft of Motor Vehicle Parts	1	1	1	0
Theft - All Other Larceny	9	3	4	0
<b>Crimes Against Society</b>				
Drug/Narcotic Violations	11	11	20	1
Drug/Narcotic Equipment Violations	8	8	3	0
Gambling-Betting/Wagering	0	0	0	0
Gambling-Operating/Promoting	0	0	0	0
Gambling-Equipment Violation	0	0	0	0
Gambling-Sports Tampering	0	0	0	0
Pornography/Obscene Materials	0	0	0	0
Prostitution	0	0	0	0
Prostitution-Assisting/Promoting	0	0	0	0
Weapon Law Violations	1	1	0	0
<b>Total Group A Offenses</b>	<b>79</b>	<b>54</b>	<b>48</b>	<b>4</b>



# Burns Police Department

<b>2001 Population Estimate</b>	<b>1,366</b>
<b>Offense Overview</b>	
Offense Total	79
Number Cleared	17
Percent Cleared	21.5%

Group A Crimes per 100,000 population	5,783.3
---------------------------------------	---------

<b>Arrest Overview</b>	
Total Arrests	36
Adult Arrests	31
Juvenile Arrests	4
Unknown Age	1

Arrests per 100,000 population	2,635.4
--------------------------------	---------

Avg. number offenses/incident	1.06
-------------------------------	------

<b>Domestic Violence Victims</b>		
Offense	Total	Arrests
Murder	0	0
Aggravated Assault	0	0
Simple Assault	5	2
Intimidation	0	0
Stalking	0	0
Forcible Rape	0	0
Forcible Sodomy	0	0
Sexual Assault w/Object	0	0
Forcible Fondling	0	0
Incest	0	0
Statutory Rape	0	0
Kidnapping/Abduction	0	0
<b>Total</b>	<b>5</b>	<b>2</b>

<b>TIBRS Group B Arrests</b>		
Offense	Adult	Juvenile
Bad Checks	0	0
Curfew/Vagrancy	0	0
Disorderly Conduct	0	0
DUI	2	1
Drunkness	4	0
Family-Non Violent	0	0
Liquor Law Violation	2	2
Peeping Tom	0	0
Runaway	0	0
Trespass	1	0
All Other Offense	8	1
<b>Total Group B</b>	<b>17</b>	<b>4</b>

<b>TIBRS Group A Offenses</b>	<b>Offenses</b>		<b>Arrests</b>	
	<b>Reported</b>	<b>Cleared</b>	<b>Adult</b>	<b>Juvenile</b>
<b>Crimes Against Persons</b>				
Murder	0	0	0	0
Negligent Manslaughter	0	0	0	0
Kidnapping/Abduction	0	0	0	0
Forcible Rape	1	0	0	0
Forcible Sodomy	0	0	0	0
Sexual Assault w/Object	0	0	0	0
Forcible Fondling	0	0	0	0
Incest	0	0	0	0
Statutory Rape	1	0	0	0
Aggravated Assault	0	0	0	0
Simple Assault	14	4	4	0
Intimidation	4	1	1	0
Stalking	0	0	0	0
<b>Crimes Against Property</b>				
Arson	0	0	0	0
Bribery	0	0	0	0
Burglary	9	1	1	0
Counterfeiting/Forgery	0	0	0	0
Destruction/Damage/Vandalism	13	0	0	0
Embezzlement	0	0	0	0
Extortion/Blackmail	0	0	0	0
Fraud - False Pretenses	1	0	0	0
Fraud - Credit Card/ATM	0	0	0	0
Fraud - Impersonation	0	0	0	0
Fraud - Welfare	0	0	0	0
Fraud - Wire	0	0	0	0
Motor Vehicle Theft	1	0	0	0
Robbery	0	0	0	0
Stolen Property Offense	0	0	0	0
Theft - Pocket Picking	0	0	0	0
Theft - Purse Snatching	0	0	0	0
Theft - Shoplifting	3	1	1	0
Theft from Building	2	0	0	0
Theft from Coin Machine	0	0	0	0
Theft from Motor Vehicle	4	0	0	0
Theft of Motor Vehicle Parts	1	0	0	0
Theft - All Other Larceny	15	0	0	0
<b>Crimes Against Society</b>				
Drug/Narcotic Violations	4	4	3	0
Drug/Narcotic Equipment Violations	6	6	4	0
Gambling-Betting/Wagering	0	0	0	0
Gambling-Operating/Promoting	0	0	0	0
Gambling-Equipment Violation	0	0	0	0
Gambling-Sports Tampering	0	0	0	0
Pornography/Obscene Materials	0	0	0	0
Prostitution	0	0	0	0
Prostitution-Assisting/Promoting	0	0	0	0
Weapon Law Violations	0	0	0	0
<b>Total Group A Offenses</b>	<b>79</b>	<b>17</b>	<b>14</b>	<b>0</b>



# Calhoun Police Department

<b>2001 Population Estimate</b>	<b>496</b>
<b>Offense Overview</b>	
Offense Total	32
Number Cleared	28
Percent Cleared	87.5%
Group A Crimes per 100,000 population	6,451.6

<b>Arrest Overview</b>	
Total Arrests	30
Adult Arrests	27
Juvenile Arrests	2
Unknown Age	1
Arrests per 100,000 population	6,048.4
Avg. number offenses/incident	1.45

Domestic Violence Victims		
Offense	Total	Arrests
Murder	0	0
Aggravated Assault	1	1
Simple Assault	0	0
Intimidation	0	0
Stalking	0	0
Forcible Rape	0	0
Forcible Sodomy	0	0
Sexual Assault w/Object	0	0
Forcible Fondling	0	0
Incest	0	0
Statutory Rape	0	0
Kidnapping/Abduction	0	0
<b>Total</b>	<b>1</b>	<b>1</b>

TIBRS Group B Arrests		
Offense	Adult	Juvenile
Bad Checks	0	0
Curfew/Vagrancy	0	0
Disorderly Conduct	0	0
DUI	12	0
Drunkenness	1	0
Family-Non Violent	0	1
Liquor Law Violation	0	0
Peeping Tom	0	0
Runaway	0	0
Trespass	0	0
All Other Offense	1	0
<b>Total Group B</b>	<b>14</b>	<b>1</b>

TIBRS Group A Offenses	Offenses		Arrests	
	Reported	Cleared	Adult	Juvenile
<b>Crimes Against Persons</b>				
Murder	0	0	0	0
Negligent Manslaughter	0	0	0	0
Kidnapping/Abduction	0	0	0	0
Forcible Rape	0	0	0	0
Forcible Sodomy	0	0	0	0
Sexual Assault w/Object	0	0	0	0
Forcible Fondling	0	0	0	0
Incest	0	0	0	0
Statutory Rape	0	0	0	0
Aggravated Assault	1	1	0	1
Simple Assault	1	0	0	0
Intimidation	0	0	0	0
Stalking	0	0	0	0
<b>Crimes Against Property</b>				
Arson	0	0	0	0
Bribery	0	0	0	0
Burglary	1	0	0	0
Counterfeiting/Forgery	0	0	0	0
Destruction/Damage/Vandalism	1	0	0	0
Embezzlement	0	0	0	0
Extortion/Blackmail	0	0	0	0
Fraud - False Pretenses	1	1	0	0
Fraud - Credit Card/ATM	0	0	0	0
Fraud - Impersonation	0	0	0	0
Fraud - Welfare	0	0	0	0
Fraud - Wire	0	0	0	0
Motor Vehicle Theft	0	0	0	0
Robbery	0	0	0	0
Stolen Property Offense	0	0	0	0
Theft - Pocket Picking	0	0	0	0
Theft - Purse Snatching	0	0	0	0
Theft - Shoplifting	0	0	0	0
Theft from Building	0	0	0	0
Theft from Coin Machine	0	0	0	0
Theft from Motor Vehicle	0	0	0	0
Theft of Motor Vehicle Parts	0	0	0	0
Theft - All Other Larceny	2	1	0	0
<b>Crimes Against Society</b>				
Drug/Narcotic Violations	13	13	9	0
Drug/Narcotic Equipment Violations	7	7	1	0
Gambling-Betting/Wagering	0	0	0	0
Gambling-Operating/Promoting	0	0	0	0
Gambling-Equipment Violation	0	0	0	0
Gambling-Sports Tampering	0	0	0	0
Pornography/Obscene Materials	0	0	0	0
Prostitution	0	0	0	0
Prostitution-Assisting/Promoting	0	0	0	0
Weapon Law Violations	5	5	3	0
<b>Total Group A Offenses</b>	<b>32</b>	<b>28</b>	<b>13</b>	<b>1</b>



# Camden Police Department

<b>2001 Population Estimate</b>	<b>3,828</b>
<b>Offense Overview</b>	
Offense Total	278
Number Cleared	98
Percent Cleared	35.3%
Group A Crimes per 100,000 population	7,262.3
<b>Arrest Overview</b>	
Total Arrests	152
Adult Arrests	136
Juvenile Arrests	13
Unknown Age	3
Arrests per 100,000 population	3,970.7
Avg. number offenses/incident	1.04

Domestic Violence Victims		
Offense	Total	Arrests
Murder	0	0
Aggravated Assault	3	2
Simple Assault	10	9
Intimidation	0	0
Stalking	1	0
Forcible Rape	0	0
Forcible Sodomy	0	0
Sexual Assault w/Object	0	0
Forcible Fondling	0	0
Incest	1	1
Statutory Rape	0	0
Kidnapping/Abduction	0	0
<b>Total</b>	<b>15</b>	<b>12</b>

TIBRS Group B Arrests		
Offense	Adult	Juvenile
Bad Checks	0	0
Curfew/Vagrancy	0	0
Disorderly Conduct	3	1
DUI	28	3
Drunkenness	4	0
Family-Non Violent	1	0
Liquor Law Violation	3	0
Peeping Tom	0	0
Runaway	0	1
Trespass	5	1
All Other Offense	17	1
<b>Total Group B</b>	<b>61</b>	<b>7</b>

TIBRS Group A Offenses	Offenses		Arrests	
	Reported	Cleared	Adult	Juvenile
<b>Crimes Against Persons</b>				
Murder	0	0	0	0
Negligent Manslaughter	0	0	0	0
Kidnapping/Abduction	0	0	0	0
Forcible Rape	0	0	0	0
Forcible Sodomy	0	0	0	0
Sexual Assault w/Object	0	0	0	0
Forcible Fondling	0	0	0	0
Incest	1	1	1	0
Statutory Rape	0	0	0	0
Aggravated Assault	9	8	7	0
Simple Assault	39	20	19	0
Intimidation	15	2	1	2
Stalking	3	0	0	0
<b>Crimes Against Property</b>				
Arson	0	0	0	0
Bribery	0	0	0	0
Burglary	21	0	0	0
Counterfeiting/Forgery	6	0	0	0
Destruction/Damage/Vandalism	52	3	2	1
Embezzlement	1	1	0	0
Extortion/Blackmail	0	0	0	0
Fraud - False Pretenses	3	0	0	0
Fraud - Credit Card/ATM	2	1	1	0
Fraud - Impersonation	0	0	0	0
Fraud - Welfare	0	0	0	0
Fraud - Wire	1	0	0	0
Motor Vehicle Theft	8	2	1	0
Robbery	1	0	0	0
Stolen Property Offense	0	0	0	0
Theft - Pocket Picking	1	0	0	0
Theft - Purse Snatching	2	0	0	0
Theft - Shoplifting	15	13	11	1
Theft from Building	22	1	3	0
Theft from Coin Machine	0	0	0	0
Theft from Motor Vehicle	13	1	0	0
Theft of Motor Vehicle Parts	2	0	0	0
Theft - All Other Larceny	15	1	1	0
<b>Crimes Against Society</b>				
Drug/Narcotic Violations	34	33	23	2
Drug/Narcotic Equipment Violations	8	7	2	0
Gambling-Betting/Wagering	0	0	0	0
Gambling-Operating/Promoting	0	0	0	0
Gambling-Equipment Violation	0	0	0	0
Gambling-Sports Tampering	0	0	0	0
Pornography/Obscene Materials	0	0	0	0
Prostitution	0	0	0	0
Prostitution-Assisting/Promoting	0	0	0	0
Weapon Law Violations	4	4	3	0
<b>Total Group A Offenses</b>	<b>278</b>	<b>98</b>	<b>75</b>	<b>6</b>





# Carthage Police Department

<b>2001 Population Estimate</b>	<b>2,251</b>
<b>Offense Overview</b>	
Offense Total	269
Number Cleared	111
Percent Cleared	41.3%
Group A Crimes per 100,000 population	11,950.2
<b>Arrest Overview</b>	
Total Arrests	142
Adult Arrests	111
Juvenile Arrests	22
Unknown Age	9
Arrests per 100,000 population	6,308.3
Avg. number offenses/incident	1.18

Domestic Violence Victims		
Offense	Total	Arrests
Murder	0	0
Aggravated Assault	4	3
Simple Assault	12	11
Intimidation	0	0
Stalking	0	0
Forcible Rape	0	0
Forcible Sodomy	0	0
Sexual Assault w/Object	0	0
Forcible Fondling	0	0
Incest	0	0
Statutory Rape	0	0
Kidnapping/Abduction	0	0
<b>Total</b>	<b>16</b>	<b>14</b>

TIBRS Group B Arrests		
Offense	Adult	Juvenile
Bad Checks	0	0
Curfew/Vagrancy	0	0
Disorderly Conduct	4	3
DUI	9	0
Drunkenness	25	1
Family-Non Violent	0	0
Liquor Law Violation	5	2
Peeping Tom	0	0
Runaway	0	3
Trespass	0	0
All Other Offense	3	0
<b>Total Group B</b>	<b>46</b>	<b>9</b>

TIBRS Group A Offenses	Offenses		Arrests	
	Reported	Cleared	Adult	Juvenile
<b>Crimes Against Persons</b>				
Murder	0	0	0	0
Negligent Manslaughter	0	0	0	0
Kidnapping/Abduction	0	0	0	0
Forcible Rape	2	0	0	0
Forcible Sodomy	0	0	0	0
Sexual Assault w/Object	0	0	0	0
Forcible Fondling	0	0	0	0
Incest	0	0	0	0
Statutory Rape	0	0	0	0
Aggravated Assault	17	10	8	2
Simple Assault	27	18	17	1
Intimidation	1	0	2	0
Stalking	0	0	0	0
<b>Crimes Against Property</b>				
Arson	2	0	0	0
Bribery	0	0	0	0
Burglary	27	7	1	5
Counterfeiting/Forgery	25	19	7	1
Destruction/Damage/Vandalism	36	5	2	2
Embezzlement	4	3	2	1
Extortion/Blackmail	0	0	0	0
Fraud - False Pretenses	24	19	1	0
Fraud - Credit Card/ATM	1	0	0	0
Fraud - Impersonation	2	1	1	0
Fraud - Welfare	0	0	0	0
Fraud - Wire	0	0	0	0
Motor Vehicle Theft	2	2	2	0
Robbery	2	1	1	0
Stolen Property Offense	1	1	0	0
Theft - Pocket Picking	0	0	0	0
Theft - Purse Snatching	0	0	0	0
Theft - Shoplifting	4	4	5	0
Theft from Building	20	3	3	1
Theft from Coin Machine	4	0	0	0
Theft from Motor Vehicle	22	1	1	0
Theft of Motor Vehicle Parts	17	1	1	0
Theft - All Other Larceny	14	1	0	0
<b>Crimes Against Society</b>				
Drug/Narcotic Violations	8	8	9	0
Drug/Narcotic Equipment Violations	5	5	0	0
Gambling-Betting/Wagering	0	0	0	0
Gambling-Operating/Promoting	0	0	0	0
Gambling-Equipment Violation	0	0	0	0
Gambling-Sports Tampering	0	0	0	0
Pornography/Obscene Materials	0	0	0	0
Prostitution	0	0	0	0
Prostitution-Assisting/Promoting	0	0	0	0
Weapon Law Violations	2	2	2	0
<b>Total Group A Offenses</b>	<b>269</b>	<b>111</b>	<b>65</b>	<b>13</b>



# Caryville Police Department

<b>2001 Population Estimate</b>	<b>2,258</b>
<b>Offense Overview</b>	
Offense Total	209
Number Cleared	47
Percent Cleared	22.5%
Group A Crimes per 100,000 population	9,256.0
<b>Arrest Overview</b>	
Total Arrests	78
Adult Arrests	75
Juvenile Arrests	3
Unknown Age	0
Arrests per 100,000 population	3,454.4
Avg. number offenses/incident	1.06

Domestic Violence Victims		
Offense	Total	Arrests
Murder	0	0
Aggravated Assault	2	2
Simple Assault	15	9
Intimidation	7	0
Stalking	0	0
Forcible Rape	0	0
Forcible Sodomy	0	0
Sexual Assault w/Object	0	0
Forcible Fondling	0	0
Incest	0	0
Statutory Rape	0	0
Kidnapping/Abduction	0	0
<b>Total</b>	<b>24</b>	<b>11</b>

TIBRS Group B Arrests		
Offense	Adult	Juvenile
Bad Checks	0	0
Curfew/Vagrancy	0	0
Disorderly Conduct	3	1
DUI	7	0
Drunkness	19	0
Family-Non Violent	0	0
Liquor Law Violation	0	0
Peeping Tom	0	0
Runaway	0	0
Trespass	1	0
All Other Offense	7	0
<b>Total Group B</b>	<b>37</b>	<b>1</b>

TIBRS Group A Offenses	Offenses		Arrests	
	Reported	Cleared	Adult	Juvenile
<b>Crimes Against Persons</b>				
Murder	0	0	0	0
Negligent Manslaughter	0	0	0	0
Kidnapping/Abduction	0	0	0	0
Forcible Rape	1	1	1	0
Forcible Sodomy	0	0	0	0
Sexual Assault w/Object	0	0	0	0
Forcible Fondling	0	0	0	0
Incest	0	0	0	0
Statutory Rape	0	0	0	0
Aggravated Assault	6	5	5	0
Simple Assault	35	21	19	1
Intimidation	12	5	1	0
Stalking	0	0	0	0
<b>Crimes Against Property</b>				
Arson	2	0	0	0
Bribery	0	0	0	0
Burglary	21	1	1	0
Counterfeiting/Forgery	1	0	0	0
Destruction/Damage/Vandalism	35	3	1	1
Embezzlement	0	0	0	0
Extortion/Blackmail	0	0	0	0
Fraud - False Pretenses	4	1	1	0
Fraud - Credit Card/ATM	0	0	0	0
Fraud - Impersonation	0	0	0	0
Fraud - Welfare	0	0	0	0
Fraud - Wire	0	0	0	0
Motor Vehicle Theft	9	0	0	0
Robbery	1	0	0	0
Stolen Property Offense	1	1	1	0
Theft - Pocket Picking	0	0	0	0
Theft - Purse Snatching	0	0	0	0
Theft - Shoplifting	2	2	2	0
Theft from Building	19	0	0	0
Theft from Coin Machine	2	0	0	0
Theft from Motor Vehicle	21	3	3	0
Theft of Motor Vehicle Parts	2	0	0	0
Theft - All Other Larceny	32	1	1	0
<b>Crimes Against Society</b>				
Drug/Narcotic Violations	2	2	2	0
Drug/Narcotic Equipment Violations	1	1	0	0
Gambling-Betting/Wagering	0	0	0	0
Gambling-Operating/Promoting	0	0	0	0
Gambling-Equipment Violation	0	0	0	0
Gambling-Sports Tampering	0	0	0	0
Pornography/Obscene Materials	0	0	0	0
Prostitution	0	0	0	0
Prostitution-Assisting/Promoting	0	0	0	0
Weapon Law Violations	0	0	0	0
<b>Total Group A Offenses</b>	<b>209</b>	<b>47</b>	<b>38</b>	<b>2</b>



# Celina Police Department

<b>2001 Population Estimate</b>	<b>1,379</b>
<b>Offense Overview</b>	
Offense Total	90
Number Cleared	41
Percent Cleared	45.6%
Group A Crimes per 100,000 population	6,526.5
<b>Arrest Overview</b>	
Total Arrests	155
Adult Arrests	155
Juvenile Arrests	0
Unknown Age	0
Arrests per 100,000 population	11,240.0
Avg. number offenses/incident	1.13

Domestic Violence Victims		
Offense	Total	Arrests
Murder	0	0
Aggravated Assault	2	2
Simple Assault	3	2
Intimidation	0	0
Stalking	0	0
Forcible Rape	0	0
Forcible Sodomy	0	0
Sexual Assault w/Object	0	0
Forcible Fondling	0	0
Incest	0	0
Statutory Rape	0	0
Kidnapping/Abduction	0	0
<b>Total</b>	<b>5</b>	<b>4</b>

TIBRS Group B Arrests		
Offense	Adult	Juvenile
Bad Checks	7	0
Curfew/Vagrancy	0	0
Disorderly Conduct	2	0
DUI	14	0
Drunkness	32	0
Family-Non Violent	0	0
Liquor Law Violation	0	0
Peeping Tom	0	0
Runaway	0	0
Trespass	3	0
All Other Offense	61	0
<b>Total Group B</b>	<b>119</b>	<b>0</b>

TIBRS Group A Offenses	Offenses		Arrests	
	Reported	Cleared	Adult	Juvenile
<b>Crimes Against Persons</b>				
Murder	0	0	0	0
Negligent Manslaughter	0	0	0	0
Kidnapping/Abduction	0	0	0	0
Forcible Rape	0	0	0	0
Forcible Sodomy	0	0	0	0
Sexual Assault w/Object	0	0	0	0
Forcible Fondling	0	0	0	0
Incest	0	0	0	0
Statutory Rape	0	0	0	0
Aggravated Assault	6	6	5	0
Simple Assault	10	9	8	0
Intimidation	3	1	1	0
Stalking	1	1	2	0
<b>Crimes Against Property</b>				
Arson	0	0	0	0
Bribery	0	0	0	0
Burglary	10	2	0	0
Counterfeiting/Forgery	2	1	3	0
Destruction/Damage/Vandalism	16	0	0	0
Embezzlement	0	0	0	0
Extortion/Blackmail	0	0	0	0
Fraud - False Pretenses	1	1	1	0
Fraud - Credit Card/ATM	0	0	0	0
Fraud - Impersonation	1	0	0	0
Fraud - Welfare	0	0	0	0
Fraud - Wire	0	0	0	0
Motor Vehicle Theft	0	0	0	0
Robbery	0	0	0	0
Stolen Property Offense	0	0	0	0
Theft - Pocket Picking	1	0	0	0
Theft - Purse Snatching	0	0	0	0
Theft - Shoplifting	6	6	6	0
Theft from Building	14	3	3	0
Theft from Coin Machine	0	0	0	0
Theft from Motor Vehicle	7	1	1	0
Theft of Motor Vehicle Parts	0	0	0	0
Theft - All Other Larceny	3	1	1	0
<b>Crimes Against Society</b>				
Drug/Narcotic Violations	6	6	4	0
Drug/Narcotic Equipment Violations	1	1	0	0
Gambling-Betting/Wagering	0	0	0	0
Gambling-Operating/Promoting	0	0	0	0
Gambling-Equipment Violation	0	0	0	0
Gambling-Sports Tampering	0	0	0	0
Pornography/Obscene Materials	0	0	0	0
Prostitution	0	0	0	0
Prostitution-Assisting/Promoting	0	0	0	0
Weapon Law Violations	2	2	1	0
<b>Total Group A Offenses</b>	<b>90</b>	<b>41</b>	<b>36</b>	<b>0</b>



# Centerville Police Department

<b>2001 Population Estimate</b>	<b>3,793</b>
<b>Offense Overview</b>	
Offense Total	337
Number Cleared	91
Percent Cleared	27.0%
Group A Crimes per 100,000 population	8,884.8
<b>Arrest Overview</b>	
Total Arrests	137
Adult Arrests	109
Juvenile Arrests	28
Unknown Age	0
Arrests per 100,000 population	3,611.9
Avg. number offenses/incident	1.10

Domestic Violence Victims		
Offense	Total	Arrests
Murder	0	0
Aggravated Assault	2	2
Simple Assault	24	10
Intimidation	7	1
Stalking	2	1
Forcible Rape	0	0
Forcible Sodomy	0	0
Sexual Assault w/Object	0	0
Forcible Fondling	0	0
Incest	1	0
Statutory Rape	0	0
Kidnapping/Abduction	0	0
<b>Total</b>	<b>36</b>	<b>14</b>

TIBRS Group B Arrests		
Offense	Adult	Juvenile
Bad Checks	2	0
Curfew/Vagrancy	0	0
Disorderly Conduct	9	4
DUI	15	0
Drunkenness	5	0
Family-Non Violent	0	0
Liquor Law Violation	0	0
Peeping Tom	0	0
Runaway	0	0
Trespass	3	0
All Other Offense	13	1
<b>Total Group B</b>	<b>47</b>	<b>5</b>

TIBRS Group A Offenses	Offenses		Arrests	
	Reported	Cleared	Adult	Juvenile
<b>Crimes Against Persons</b>				
Murder	0	0	0	0
Negligent Manslaughter	0	0	0	0
Kidnapping/Abduction	2	1	0	0
Forcible Rape	1	0	0	0
Forcible Sodomy	0	0	0	0
Sexual Assault w/Object	0	0	0	0
Forcible Fondling	1	0	0	0
Incest	1	0	0	0
Statutory Rape	1	0	0	0
Aggravated Assault	14	8	7	2
Simple Assault	67	39	28	4
Intimidation	17	6	5	0
Stalking	7	2	1	1
<b>Crimes Against Property</b>				
Arson	5	0	0	0
Bribery	0	0	0	0
Burglary	32	2	2	0
Counterfeiting/Forgery	16	1	0	0
Destruction/Damage/Vandalism	75	7	4	1
Embezzlement	0	0	0	0
Extortion/Blackmail	0	0	0	0
Fraud - False Pretenses	2	2	2	0
Fraud - Credit Card/ATM	0	0	0	0
Fraud - Impersonation	4	0	0	0
Fraud - Welfare	0	0	0	0
Fraud - Wire	0	0	0	0
Motor Vehicle Theft	4	1	1	0
Robbery	1	0	0	0
Stolen Property Offense	0	0	0	0
Theft - Pocket Picking	4	0	0	0
Theft - Purse Snatching	1	0	0	0
Theft - Shoplifting	8	5	4	2
Theft from Building	25	3	2	1
Theft from Coin Machine	9	2	3	3
Theft from Motor Vehicle	13	0	0	0
Theft of Motor Vehicle Parts	5	0	0	0
Theft - All Other Larceny	8	1	1	0
<b>Crimes Against Society</b>				
Drug/Narcotic Violations	7	6	0	6
Drug/Narcotic Equipment Violations	2	2	1	0
Gambling-Betting/Wagering	0	0	0	0
Gambling-Operating/Promoting	0	0	0	0
Gambling-Equipment Violation	0	0	0	0
Gambling-Sports Tampering	0	0	0	0
Pornography/Obscene Materials	0	0	0	0
Prostitution	0	0	0	0
Prostitution-Assisting/Promoting	0	0	0	0
Weapon Law Violations	5	3	1	3
<b>Total Group A Offenses</b>	<b>337</b>	<b>91</b>	<b>62</b>	<b>23</b>



# Chapel Hill Police Department

<b>2001 Population Estimate</b>	<b>943</b>
<b>Offense Overview</b>	
Offense Total	6
Number Cleared	4
Percent Cleared	66.7%
Group A Crimes per 100,000 population	636.3
<b>Arrest Overview</b>	
Total Arrests	20
Adult Arrests	17
Juvenile Arrests	0
Unknown Age	3
Arrests per 100,000 population	2,120.9
Avg. number offenses/incident	1.00

Domestic Violence Victims		
Offense	Total	Arrests
Murder	0	0
Aggravated Assault	0	0
Simple Assault	0	0
Intimidation	0	0
Stalking	0	0
Forcible Rape	0	0
Forcible Sodomy	0	0
Sexual Assault w/Object	0	0
Forcible Fondling	0	0
Incest	0	0
Statutory Rape	0	0
Kidnapping/Abduction	0	0
<b>Total</b>	<b>0</b>	<b>0</b>

TIBRS Group B Arrests		
Offense	Adult	Juvenile
Bad Checks	0	0
Curfew/Vagrancy	0	0
Disorderly Conduct	1	0
DUI	8	0
Drunkenness	1	0
Family-Non Violent	0	0
Liquor Law Violation	0	0
Peeping Tom	0	0
Runaway	0	0
Trespass	0	0
All Other Offense	6	0
<b>Total Group B</b>	<b>16</b>	<b>0</b>

TIBRS Group A Offenses	Offenses		Arrests	
	Reported	Cleared	Adult	Juvenile
<b>Crimes Against Persons</b>				
Murder	0	0	0	0
Negligent Manslaughter	0	0	0	0
Kidnapping/Abduction	0	0	0	0
Forcible Rape	0	0	0	0
Forcible Sodomy	0	0	0	0
Sexual Assault w/Object	0	0	0	0
Forcible Fondling	0	0	0	0
Incest	0	0	0	0
Statutory Rape	0	0	0	0
Aggravated Assault	2	2	1	0
Simple Assault	1	0	0	0
Intimidation	0	0	0	0
Stalking	0	0	0	0
<b>Crimes Against Property</b>				
Arson	0	0	0	0
Bribery	0	0	0	0
Burglary	1	0	0	0
Counterfeiting/Forgery	1	1	0	0
Destruction/Damage/Vandalism	0	0	0	0
Embezzlement	0	0	0	0
Extortion/Blackmail	0	0	0	0
Fraud - False Pretenses	0	0	0	0
Fraud - Credit Card/ATM	0	0	0	0
Fraud - Impersonation	0	0	0	0
Fraud - Welfare	0	0	0	0
Fraud - Wire	0	0	0	0
Motor Vehicle Theft	0	0	0	0
Robbery	0	0	0	0
Stolen Property Offense	0	0	0	0
Theft - Pocket Picking	0	0	0	0
Theft - Purse Snatching	0	0	0	0
Theft - Shoplifting	0	0	0	0
Theft from Building	0	0	0	0
Theft from Coin Machine	0	0	0	0
Theft from Motor Vehicle	0	0	0	0
Theft of Motor Vehicle Parts	0	0	0	0
Theft - All Other Larceny	0	0	0	0
<b>Crimes Against Society</b>				
Drug/Narcotic Violations	1	1	0	0
Drug/Narcotic Equipment Violations	0	0	0	0
Gambling-Betting/Wagering	0	0	0	0
Gambling-Operating/Promoting	0	0	0	0
Gambling-Equipment Violation	0	0	0	0
Gambling-Sports Tampering	0	0	0	0
Pornography/Obscene Materials	0	0	0	0
Prostitution	0	0	0	0
Prostitution-Assisting/Promoting	0	0	0	0
Weapon Law Violations	0	0	0	0
<b>Total Group A Offenses</b>	<b>6</b>	<b>4</b>	<b>1</b>	<b>0</b>



# Charleston Police Department

**2001 Population Estimate**                      **630**

**Offense Overview**

Offense Total                                      45  
 Number Cleared                                17  
 Percent Cleared                                37.8%

Group A Crimes per 100,000  
 population                                      7,142.9

**Arrest Overview**

Total Arrests                                    22  
 Adult Arrests                                    19  
 Juvenile Arrests                                1  
 Unknown Age                                    2

Arrests per 100,000 population            3,492.1

Avg. number offenses/incident              1.18

**Domestic Violence Victims**

Offense	Total	Arrests
Murder	0	0
Aggravated Assault	0	0
Simple Assault	3	3
Intimidation	1	0
Stalking	0	0
Forcible Rape	0	0
Forcible Sodomy	0	0
Sexual Assault w/Object	0	0
Forcible Fondling	0	0
Incest	0	0
Statutory Rape	0	0
Kidnapping/Abduction	0	0
<b>Total</b>	<b>4</b>	<b>3</b>

**TIBRS Group B Arrests**

Offense	Adult	Juvenile
Bad Checks	0	0
Curfew/Vagrancy	0	0
Disorderly Conduct	0	0
DUI	6	0
Drunkenness	1	0
Family-Non Violent	0	1
Liquor Law Violation	0	0
Peeping Tom	0	0
Runaway	0	0
Trespass	0	0
All Other Offense	0	0
<b>Total Group B</b>	<b>7</b>	<b>1</b>

TIBRS Group A Offenses	Offenses		Arrests	
	Reported	Cleared	Adult	Juvenile
<b>Crimes Against Persons</b>				
Murder	1	0	0	0
Negligent Manslaughter	0	0	0	0
Kidnapping/Abduction	0	0	0	0
Forcible Rape	0	0	0	0
Forcible Sodomy	0	0	0	0
Sexual Assault w/Object	0	0	0	0
Forcible Fondling	0	0	0	0
Incest	0	0	0	0
Statutory Rape	0	0	0	0
Aggravated Assault	1	1	1	0
Simple Assault	5	4	3	0
Intimidation	4	1	0	0
Stalking	0	0	0	0
<b>Crimes Against Property</b>				
Arson	0	0	0	0
Bribery	0	0	0	0
Burglary	4	0	0	0
Counterfeiting/Forgery	0	0	0	0
Destruction/Damage/Vandalism	3	1	0	0
Embezzlement	0	0	0	0
Extortion/Blackmail	0	0	0	0
Fraud - False Pretenses	0	0	0	0
Fraud - Credit Card/ATM	0	0	0	0
Fraud - Impersonation	0	0	0	0
Fraud - Welfare	0	0	0	0
Fraud - Wire	0	0	0	0
Motor Vehicle Theft	1	1	0	0
Robbery	0	0	0	0
Stolen Property Offense	0	0	0	0
Theft - Pocket Picking	0	0	0	0
Theft - Purse Snatching	0	0	0	0
Theft - Shoplifting	5	0	0	0
Theft from Building	0	0	0	0
Theft from Coin Machine	0	0	0	0
Theft from Motor Vehicle	1	0	0	0
Theft of Motor Vehicle Parts	0	0	0	0
Theft - All Other Larceny	11	0	0	0
<b>Crimes Against Society</b>				
Drug/Narcotic Violations	5	5	7	0
Drug/Narcotic Equipment Violations	3	3	0	0
Gambling-Betting/Wagering	0	0	0	0
Gambling-Operating/Promoting	0	0	0	0
Gambling-Equipment Violation	0	0	0	0
Gambling-Sports Tampering	0	0	0	0
Pornography/Obscene Materials	0	0	0	0
Prostitution	0	0	0	0
Prostitution-Assisting/Promoting	0	0	0	0
Weapon Law Violations	1	1	1	0
<b>Total Group A Offenses</b>	<b>45</b>	<b>17</b>	<b>12</b>	<b>0</b>



# Chattanooga Police Department

<b>2001 Population Estimate</b>	<b>155,554</b>
<b>Offense Overview</b>	
Offense Total	27,712
Number Cleared	6,299
Percent Cleared	22.7%

Group A Crimes per 100,000 population	17,815.0
---------------------------------------	----------

<b>Arrest Overview</b>	
Total Arrests	6,681
Adult Arrests	5,827
Juvenile Arrests	791
Unknown Age	63

Arrests per 100,000 population	4,295.0
--------------------------------	---------

Avg. number offenses/incident	1.13
-------------------------------	------

<b>Domestic Violence Victims</b>		
Offense	Total	Arrests
Murder	2	2
Aggravated Assault	301	182
Simple Assault	792	347
Intimidation	240	24
Stalking	11	5
Forcible Rape	17	3
Forcible Sodomy	8	1
Sexual Assault w/Object	0	0
Forcible Fondling	18	1
Incest	0	0
Statutory Rape	1	0
Kidnapping/Abduction	22	5
<b>Total</b>	<b>1,412</b>	<b>570</b>

<b>TIBRS Group B Arrests</b>		
Offense	Adult	Juvenile
Bad Checks	1	0
Curfew/Vagrancy	0	0
Disorderly Conduct	104	7
DUI	1,088	2
Drunkness	0	0
Family-Non Violent	0	0
Liquor Law Violation	0	0
Peeping Tom	0	0
Runaway	0	0
Trespass	76	5
All Other Offense	23	5
<b>Total Group B</b>	<b>1,292</b>	<b>19</b>

<b>TIBRS Group A Offenses</b>	<b>Offenses</b>		<b>Arrests</b>	
	<b>Reported</b>	<b>Cleared</b>	<b>Adult</b>	<b>Juvenile</b>
<b>Crimes Against Persons</b>				
Murder	24	17	16	1
Negligent Manslaughter	0	0	0	0
Kidnapping/Abduction	40	15	7	0
Forcible Rape	114	43	28	8
Forcible Sodomy	17	6	1	3
Sexual Assault w/Object	1	0	0	0
Forcible Fondling	91	36	16	8
Incest	0	0	0	0
Statutory Rape	24	14	9	0
Aggravated Assault	1,647	842	606	63
Simple Assault	3,280	1,460	957	184
Intimidation	1,584	243	76	10
Stalking	35	11	6	1
<b>Crimes Against Property</b>				
Arson	73	19	9	8
Bribery	1	1	1	0
Burglary	2,587	154	120	47
Counterfeiting/Forgery	301	61	37	0
Destruction/Damage/Vandalism	3,441	221	73	11
Embezzlement	109	34	20	1
Extortion/Blackmail	4	0	0	0
Fraud - False Pretenses	767	91	58	0
Fraud - Credit Card/ATM	102	21	17	2
Fraud - Impersonation	107	49	24	3
Fraud - Welfare	3	0	0	0
Fraud - Wire	10	0	0	0
Motor Vehicle Theft	1,379	181	148	23
Robbery	627	85	77	25
Stolen Property Offense	0	0	0	0
Theft - Pocket Picking	36	2	2	0
Theft - Purse Snatching	37	4	2	0
Theft - Shoplifting	1,573	904	761	259
Theft from Building	890	48	28	11
Theft from Coin Machine	62	9	10	0
Theft from Motor Vehicle	2,457	70	55	11
Theft of Motor Vehicle Parts	1,511	23	14	3
Theft - All Other Larceny	3,137	209	134	22
<b>Crimes Against Society</b>				
Drug/Narcotic Violations	1,027	861	859	53
Drug/Narcotic Equipment Violations	365	336	180	2
Gambling-Betting/Wagering	0	0	0	0
Gambling-Operating/Promoting	16	13	15	0
Gambling-Equipment Violation	0	0	0	0
Gambling-Sports Tampering	0	0	0	0
Pornography/Obscene Materials	11	3	0	0
Prostitution	65	65	68	0
Prostitution-Assisting/Promoting	19	19	18	0
Weapon Law Violations	138	129	83	13
<b>Total Group A Offenses</b>	<b>27,712</b>	<b>6,299</b>	<b>4,535</b>	<b>772</b>



# Church Hill Police Department

<b>2001 Population Estimate</b>	<b>5,916</b>
<b>Offense Overview</b>	
Offense Total	333
Number Cleared	138
Percent Cleared	41.4%
Group A Crimes per 100,000 population	5,628.8
<b>Arrest Overview</b>	
Total Arrests	159
Adult Arrests	121
Juvenile Arrests	38
Unknown Age	0
Arrests per 100,000 population	2,687.6
Avg. number offenses/incident	1.18

Domestic Violence Victims		
Offense	Total	Arrests
Murder	0	0
Aggravated Assault	4	3
Simple Assault	29	18
Intimidation	0	0
Stalking	0	0
Forcible Rape	0	0
Forcible Sodomy	0	0
Sexual Assault w/Object	0	0
Forcible Fondling	0	0
Incest	0	0
Statutory Rape	0	0
Kidnapping/Abduction	0	0
<b>Total</b>	<b>33</b>	<b>21</b>

TIBRS Group B Arrests		
Offense	Adult	Juvenile
Bad Checks	0	0
Curfew/Vagrancy	0	1
Disorderly Conduct	1	0
DUI	21	0
Drunkenness	23	4
Family-Non Violent	0	0
Liquor Law Violation	0	5
Peeping Tom	0	0
Runaway	0	1
Trespass	0	2
All Other Offense	10	7
<b>Total Group B</b>	<b>55</b>	<b>20</b>

TIBRS Group A Offenses	Offenses		Arrests	
	Reported	Cleared	Adult	Juvenile
<b>Crimes Against Persons</b>				
Murder	0	0	0	0
Negligent Manslaughter	0	0	0	0
Kidnapping/Abduction	0	0	0	0
Forcible Rape	0	0	0	0
Forcible Sodomy	0	0	0	0
Sexual Assault w/Object	0	0	0	0
Forcible Fondling	2	2	1	0
Incest	0	0	0	0
Statutory Rape	0	0	0	0
Aggravated Assault	15	13	9	1
Simple Assault	53	38	23	5
Intimidation	2	2	0	0
Stalking	1	0	0	0
<b>Crimes Against Property</b>				
Arson	0	0	0	0
Bribery	0	0	0	0
Burglary	37	6	4	0
Counterfeiting/Forgery	9	2	0	1
Destruction/Damage/Vandalism	54	15	2	2
Embezzlement	2	1	0	0
Extortion/Blackmail	0	0	0	0
Fraud - False Pretenses	11	3	1	0
Fraud - Credit Card/ATM	1	1	0	0
Fraud - Impersonation	2	2	1	0
Fraud - Welfare	0	0	0	0
Fraud - Wire	0	0	0	0
Motor Vehicle Theft	4	2	2	0
Robbery	2	1	1	1
Stolen Property Offense	0	0	0	0
Theft - Pocket Picking	0	0	0	0
Theft - Purse Snatching	0	0	0	0
Theft - Shoplifting	11	8	4	2
Theft from Building	30	5	0	0
Theft from Coin Machine	0	0	0	0
Theft from Motor Vehicle	22	4	1	0
Theft of Motor Vehicle Parts	19	4	2	1
Theft - All Other Larceny	31	4	1	0
<b>Crimes Against Society</b>				
Drug/Narcotic Violations	18	18	12	4
Drug/Narcotic Equipment Violations	6	6	2	0
Gambling-Betting/Wagering	0	0	0	0
Gambling-Operating/Promoting	0	0	0	0
Gambling-Equipment Violation	0	0	0	0
Gambling-Sports Tampering	0	0	0	0
Pornography/Obscene Materials	0	0	0	0
Prostitution	0	0	0	0
Prostitution-Assisting/Promoting	0	0	0	0
Weapon Law Violations	1	1	0	1
<b>Total Group A Offenses</b>	<b>333</b>	<b>138</b>	<b>66</b>	<b>18</b>





# Clarksburg Police Department

<b>2001 Population Estimate</b>	<b>285</b>
<b>Offense Overview</b>	
Offense Total	2
Number Cleared	0
Percent Cleared	0.0%
Group A Crimes per 100,000 population	701.8
<b>Arrest Overview</b>	
Total Arrests	3
Adult Arrests	3
Juvenile Arrests	0
Unknown Age	0
Arrests per 100,000 population	1,052.6
Avg. number offenses/incident	1.00

Domestic Violence Victims		
Offense	Total	Arrests
Murder	0	0
Aggravated Assault	0	0
Simple Assault	0	0
Intimidation	0	0
Stalking	0	0
Forcible Rape	0	0
Forcible Sodomy	0	0
Sexual Assault w/Object	0	0
Forcible Fondling	0	0
Incest	0	0
Statutory Rape	0	0
Kidnapping/Abduction	0	0
<b>Total</b>	<b>0</b>	<b>0</b>

TIBRS Group B Arrests		
Offense	Adult	Juvenile
Bad Checks	0	0
Curfew/Vagrancy	0	0
Disorderly Conduct	0	0
DUI	2	0
Drunkenness	0	0
Family-Non Violent	0	0
Liquor Law Violation	1	0
Peeping Tom	0	0
Runaway	0	0
Trespass	0	0
All Other Offense	0	0
<b>Total Group B</b>	<b>3</b>	<b>0</b>

TIBRS Group A Offenses	Offenses		Arrests	
	Reported	Cleared	Adult	Juvenile
<b>Crimes Against Persons</b>				
Murder	0	0	0	0
Negligent Manslaughter	0	0	0	0
Kidnapping/Abduction	0	0	0	0
Forcible Rape	0	0	0	0
Forcible Sodomy	0	0	0	0
Sexual Assault w/Object	0	0	0	0
Forcible Fondling	0	0	0	0
Incest	0	0	0	0
Statutory Rape	0	0	0	0
Aggravated Assault	0	0	0	0
Simple Assault	0	0	0	0
Intimidation	0	0	0	0
Stalking	0	0	0	0
<b>Crimes Against Property</b>				
Arson	0	0	0	0
Bribery	0	0	0	0
Burglary	0	0	0	0
Counterfeiting/Forgery	0	0	0	0
Destruction/Damage/Vandalism	1	0	0	0
Embezzlement	0	0	0	0
Extortion/Blackmail	0	0	0	0
Fraud - False Pretenses	0	0	0	0
Fraud - Credit Card/ATM	0	0	0	0
Fraud - Impersonation	0	0	0	0
Fraud - Welfare	0	0	0	0
Fraud - Wire	0	0	0	0
Motor Vehicle Theft	0	0	0	0
Robbery	0	0	0	0
Stolen Property Offense	0	0	0	0
Theft - Pocket Picking	0	0	0	0
Theft - Purse Snatching	0	0	0	0
Theft - Shoplifting	0	0	0	0
Theft from Building	0	0	0	0
Theft from Coin Machine	0	0	0	0
Theft from Motor Vehicle	0	0	0	0
Theft of Motor Vehicle Parts	0	0	0	0
Theft - All Other Larceny	0	0	0	0
<b>Crimes Against Society</b>				
Drug/Narcotic Violations	0	0	0	0
Drug/Narcotic Equipment Violations	0	0	0	0
Gambling-Betting/Wagering	0	0	0	0
Gambling-Operating/Promoting	0	0	0	0
Gambling-Equipment Violation	0	0	0	0
Gambling-Sports Tampering	0	0	0	0
Pornography/Obscene Materials	0	0	0	0
Prostitution	0	0	0	0
Prostitution-Assisting/Promoting	0	0	0	0
Weapon Law Violations	1	0	0	0
<b>Total Group A Offenses</b>	<b>2</b>	<b>0</b>	<b>0</b>	<b>0</b>



# Clarksville Police Department

<b>2001 Population Estimate</b>	<b>103,455</b>
<b>Offense Overview</b>	
Offense Total	11,807
Number Cleared	2,280
Percent Cleared	19.3%
Group A Crimes per 100,000 population	11,412.7
<b>Arrest Overview</b>	
Total Arrests	3,388
Adult Arrests	3,094
Juvenile Arrests	287
Unknown Age	7
Arrests per 100,000 population	3,274.9
Avg. number offenses/incident	1.10

Domestic Violence Victims		
Offense	Total	Arrests
Murder	1	1
Aggravated Assault	112	58
Simple Assault	718	269
Intimidation	18	0
Stalking	11	1
Forcible Rape	8	1
Forcible Sodomy	2	1
Sexual Assault w/Object	3	0
Forcible Fondling	8	0
Incest	1	0
Statutory Rape	1	0
Kidnapping/Abduction	3	1
<b>Total</b>	<b>886</b>	<b>332</b>

TIBRS Group B Arrests		
Offense	Adult	Juvenile
Bad Checks	0	0
Curfew/Vagrancy	0	0
Disorderly Conduct	76	0
DUI	466	3
Drunkenness	388	3
Family-Non Violent	0	0
Liquor Law Violation	41	16
Peeping Tom	0	0
Runaway	0	3
Trespass	74	6
All Other Offense	250	24
<b>Total Group B</b>	<b>1,295</b>	<b>55</b>

TIBRS Group A Offenses	Offenses		Arrests	
	Reported	Cleared	Adult	Juvenile
<b>Crimes Against Persons</b>				
Murder	6	5	5	0
Negligent Manslaughter	0	0	0	0
Kidnapping/Abduction	6	4	1	0
Forcible Rape	44	5	1	0
Forcible Sodomy	2	1	0	1
Sexual Assault w/Object	12	1	2	0
Forcible Fondling	51	8	3	1
Incest	1	0	0	0
Statutory Rape	15	6	6	0
Aggravated Assault	456	198	148	13
Simple Assault	1,905	471	428	24
Intimidation	199	4	3	1
Stalking	36	4	3	0
<b>Crimes Against Property</b>				
Arson	20	2	0	2
Bribery	4	1	1	0
Burglary	768	93	72	30
Counterfeiting/Forgery	455	72	43	3
Destruction/Damage/Vandalism	1,549	53	27	18
Embezzlement	13	2	2	0
Extortion/Blackmail	0	0	0	0
Fraud - False Pretenses	210	21	1	0
Fraud - Credit Card/ATM	215	13	10	0
Fraud - Impersonation	172	93	72	4
Fraud - Welfare	0	0	0	0
Fraud - Wire	0	0	0	0
Motor Vehicle Theft	274	31	15	6
Robbery	81	14	12	1
Stolen Property Offense	23	4	1	0
Theft - Pocket Picking	1	0	0	0
Theft - Purse Snatching	12	2	2	0
Theft - Shoplifting	394	250	230	45
Theft from Building	311	29	19	3
Theft from Coin Machine	12	0	0	0
Theft from Motor Vehicle	603	31	22	7
Theft of Motor Vehicle Parts	303	20	7	11
Theft - All Other Larceny	2,747	59	64	7
<b>Crimes Against Society</b>				
Drug/Narcotic Violations	494	419	424	47
Drug/Narcotic Equipment Violations	344	302	137	2
Gambling-Betting/Wagering	3	3	1	1
Gambling-Operating/Promoting	0	0	0	0
Gambling-Equipment Violation	0	0	0	0
Gambling-Sports Tampering	0	0	0	0
Pornography/Obscene Materials	3	0	0	0
Prostitution	8	7	6	0
Prostitution-Assisting/Promoting	2	2	1	0
Weapon Law Violations	53	50	30	5
<b>Total Group A Offenses</b>	<b>11,807</b>	<b>2,280</b>	<b>1,799</b>	<b>232</b>



# Cleveland Police Department

<b>2001 Population Estimate</b>	<b>37,192</b>
<b>Offense Overview</b>	
Offense Total	4,619
Number Cleared	1,469
Percent Cleared	31.8%
Group A Crimes per 100,000 population	12,419.3
<b>Arrest Overview</b>	
Total Arrests	2,487
Adult Arrests	2,287
Juvenile Arrests	200
Unknown Age	0
Arrests per 100,000 population	6,686.9
Avg. number offenses/incident	1.13

<b>Domestic Violence Victims</b>		
Offense	Total	Arrests
Murder	0	0
Aggravated Assault	62	25
Simple Assault	162	62
Intimidation	39	0
Stalking	0	0
Forcible Rape	1	0
Forcible Sodomy	0	0
Sexual Assault w/Object	1	0
Forcible Fondling	4	0
Incest	2	0
Statutory Rape	0	0
Kidnapping/Abduction	3	0
<b>Total</b>	<b>274</b>	<b>87</b>

<b>TIBRS Group B Arrests</b>		
Offense	Adult	Juvenile
Bad Checks	5	0
Curfew/Vagrancy	0	0
Disorderly Conduct	73	20
DUI	307	1
Drunkenness	320	2
Family-Non Violent	1	0
Liquor Law Violation	108	14
Peeping Tom	0	0
Runaway	0	0
Trespass	62	3
All Other Offense	350	3
<b>Total Group B</b>	<b>1,226</b>	<b>43</b>

<b>TIBRS Group A Offenses</b>	<b>Offenses</b>		<b>Arrests</b>	
	<b>Reported</b>	<b>Cleared</b>	<b>Adult</b>	<b>Juvenile</b>
<b>Crimes Against Persons</b>				
Murder	3	2	2	0
Negligent Manslaughter	0	0	0	0
Kidnapping/Abduction	4	0	0	0
Forcible Rape	29	13	5	0
Forcible Sodomy	2	0	0	0
Sexual Assault w/Object	3	0	0	0
Forcible Fondling	22	6	3	0
Incest	2	1	0	0
Statutory Rape	3	2	1	0
Aggravated Assault	213	102	73	7
Simple Assault	462	194	147	16
Intimidation	170	9	4	0
Stalking	1	1	1	0
<b>Crimes Against Property</b>				
Arson	5	2	2	0
Bribery	1	0	0	0
Burglary	344	41	15	7
Counterfeiting/Forgery	90	32	21	0
Destruction/Damage/Vandalism	641	41	8	9
Embezzlement	51	20	11	0
Extortion/Blackmail	1	0	0	0
Fraud - False Pretenses	182	47	22	3
Fraud - Credit Card/ATM	25	6	1	0
Fraud - Impersonation	24	19	15	0
Fraud - Welfare	0	0	0	0
Fraud - Wire	2	0	0	0
Motor Vehicle Theft	110	12	7	3
Robbery	28	10	8	0
Stolen Property Offense	33	22	1	0
Theft - Pocket Picking	2	0	0	0
Theft - Purse Snatching	1	0	0	0
Theft - Shoplifting	433	306	292	93
Theft from Building	295	39	13	0
Theft from Coin Machine	13	1	0	0
Theft from Motor Vehicle	328	12	6	1
Theft of Motor Vehicle Parts	164	13	8	0
Theft - All Other Larceny	422	14	9	3
<b>Crimes Against Society</b>				
Drug/Narcotic Violations	310	305	316	10
Drug/Narcotic Equipment Violations	170	167	45	4
Gambling-Betting/Wagering	1	1	2	0
Gambling-Operating/Promoting	0	0	0	0
Gambling-Equipment Violation	1	1	1	0
Gambling-Sports Tampering	0	0	0	0
Pornography/Obscene Materials	0	0	0	0
Prostitution	0	0	0	0
Prostitution-Assisting/Promoting	0	0	0	0
Weapon Law Violations	28	28	22	1
<b>Total Group A Offenses</b>	<b>4,619</b>	<b>1,469</b>	<b>1,061</b>	<b>157</b>



# Clifton Police Department

<b>2001 Population Estimate</b>	<b>2,699</b>
<b>Offense Overview</b>	
Offense Total	46
Number Cleared	21
Percent Cleared	45.7%

Group A Crimes per 100,000 population	1,704.3
---------------------------------------	---------

<b>Arrest Overview</b>	
Total Arrests	36
Adult Arrests	35
Juvenile Arrests	1
Unknown Age	0

Arrests per 100,000 population	1,333.8
--------------------------------	---------

Avg. number offenses/incident	1.07
-------------------------------	------

### Domestic Violence Victims

Offense	Total	Arrests
Murder	0	0
Aggravated Assault	0	0
Simple Assault	1	0
Intimidation	0	0
Stalking	0	0
Forcible Rape	0	0
Forcible Sodomy	0	0
Sexual Assault w/Object	0	0
Forcible Fondling	0	0
Incest	0	0
Statutory Rape	0	0
Kidnapping/Abduction	0	0
<b>Total</b>	<b>1</b>	<b>0</b>

### TIBRS Group B Arrests

Offense	Adult	Juvenile
Bad Checks	0	0
Curfew/Vagrancy	0	0
Disorderly Conduct	4	0
DUI	6	0
Drunkness	3	0
Family-Non Violent	0	0
Liquor Law Violation	0	0
Peeping Tom	0	0
Runaway	0	0
Trespass	0	0
All Other Offense	4	1
<b>Total Group B</b>	<b>17</b>	<b>1</b>

TIBRS Group A Offenses	Offenses		Arrests	
	Reported	Cleared	Adult	Juvenile
<b>Crimes Against Persons</b>				
Murder	0	0	0	0
Negligent Manslaughter	0	0	0	0
Kidnapping/Abduction	0	0	0	0
Forcible Rape	0	0	0	0
Forcible Sodomy	0	0	0	0
Sexual Assault w/Object	0	0	0	0
Forcible Fondling	0	0	0	0
Incest	0	0	0	0
Statutory Rape	0	0	0	0
Aggravated Assault	4	3	3	0
Simple Assault	9	2	2	0
Intimidation	0	0	0	0
Stalking	0	0	0	0
<b>Crimes Against Property</b>				
Arson	0	0	0	0
Bribery	0	0	0	0
Burglary	1	0	0	0
Counterfeiting/Forgery	1	1	1	0
Destruction/Damage/Vandalism	8	0	0	0
Embezzlement	0	0	0	0
Extortion/Blackmail	0	0	0	0
Fraud - False Pretenses	1	0	0	0
Fraud - Credit Card/ATM	0	0	0	0
Fraud - Impersonation	0	0	0	0
Fraud - Welfare	0	0	0	0
Fraud - Wire	0	0	0	0
Motor Vehicle Theft	0	0	0	0
Robbery	0	0	0	0
Stolen Property Offense	0	0	0	0
Theft - Pocket Picking	0	0	0	0
Theft - Purse Snatching	0	0	0	0
Theft - Shoplifting	1	1	1	0
Theft from Building	2	0	0	0
Theft from Coin Machine	0	0	0	0
Theft from Motor Vehicle	2	0	0	0
Theft of Motor Vehicle Parts	1	0	0	0
Theft - All Other Larceny	3	1	1	0
<b>Crimes Against Society</b>				
Drug/Narcotic Violations	7	7	7	0
Drug/Narcotic Equipment Violations	2	2	1	0
Gambling-Betting/Wagering	0	0	0	0
Gambling-Operating/Promoting	0	0	0	0
Gambling-Equipment Violation	0	0	0	0
Gambling-Sports Tampering	0	0	0	0
Pornography/Obscene Materials	0	0	0	0
Prostitution	0	0	0	0
Prostitution-Assisting/Promoting	0	0	0	0
Weapon Law Violations	4	4	2	0
<b>Total Group A Offenses</b>	<b>46</b>	<b>21</b>	<b>18</b>	<b>0</b>



# Clinton Police Department

<b>2001 Population Estimate</b>	<b>9,409</b>
<b>Offense Overview</b>	
Offense Total	1,279
Number Cleared	450
Percent Cleared	35.2%
Group A Crimes per 100,000 population	13,593.4

<b>Arrest Overview</b>	
Total Arrests	659
Adult Arrests	583
Juvenile Arrests	76
Unknown Age	0
Arrests per 100,000 population	7,003.9
Avg. number offenses/incident	1.19

<b>Domestic Violence Victims</b>		
Offense	Total	Arrests
Murder	0	0
Aggravated Assault	7	4
Simple Assault	69	37
Intimidation	19	0
Stalking	0	0
Forcible Rape	0	0
Forcible Sodomy	0	0
Sexual Assault w/Object	0	0
Forcible Fondling	0	0
Incest	0	0
Statutory Rape	0	0
Kidnapping/Abduction	1	1
<b>Total</b>	<b>96</b>	<b>42</b>

<b>TIBRS Group B Arrests</b>		
Offense	Adult	Juvenile
Bad Checks	1	0
Curfew/Vagrancy	0	0
Disorderly Conduct	11	6
DUI	81	2
Drunkenness	71	2
Family-Non Violent	1	0
Liquor Law Violation	15	7
Peeping Tom	0	0
Runaway	0	6
Trespass	12	1
All Other Offense	91	6
<b>Total Group B</b>	<b>283</b>	<b>30</b>

<b>TIBRS Group A Offenses</b>	<b>Offenses</b>		<b>Arrests</b>	
	Reported	Cleared	Adult	Juvenile
<b>Crimes Against Persons</b>				
Murder	0	0	0	0
Negligent Manslaughter	0	0	0	0
Kidnapping/Abduction	2	2	0	0
Forcible Rape	1	0	0	0
Forcible Sodomy	0	0	0	0
Sexual Assault w/Object	0	0	0	0
Forcible Fondling	3	1	0	1
Incest	0	0	0	0
Statutory Rape	0	0	0	0
Aggravated Assault	36	25	10	3
Simple Assault	187	103	69	12
Intimidation	84	5	2	0
Stalking	1	0	0	0
<b>Crimes Against Property</b>				
Arson	4	1	1	0
Bribery	0	0	0	0
Burglary	98	9	11	0
Counterfeiting/Forgery	55	4	2	1
Destruction/Damage/Vandalism	150	22	13	9
Embezzlement	15	2	2	0
Extortion/Blackmail	0	0	0	0
Fraud - False Pretenses	73	9	8	0
Fraud - Credit Card/ATM	8	0	0	0
Fraud - Impersonation	17	16	11	1
Fraud - Welfare	0	0	0	0
Fraud - Wire	0	0	0	0
Motor Vehicle Theft	22	2	1	1
Robbery	2	0	0	0
Stolen Property Offense	3	3	1	0
Theft - Pocket Picking	0	0	0	0
Theft - Purse Snatching	0	0	0	0
Theft - Shoplifting	37	14	11	5
Theft from Building	62	6	4	1
Theft from Coin Machine	7	1	0	0
Theft from Motor Vehicle	52	3	3	0
Theft of Motor Vehicle Parts	36	1	0	0
Theft - All Other Larceny	104	7	4	4
<b>Crimes Against Society</b>				
Drug/Narcotic Violations	130	127	130	6
Drug/Narcotic Equipment Violations	80	77	13	0
Gambling-Betting/Wagering	0	0	0	0
Gambling-Operating/Promoting	0	0	0	0
Gambling-Equipment Violation	0	0	0	0
Gambling-Sports Tampering	0	0	0	0
Pornography/Obscene Materials	0	0	0	0
Prostitution	0	0	0	0
Prostitution-Assisting/Promoting	0	0	0	0
Weapon Law Violations	10	10	4	2
<b>Total Group A Offenses</b>	<b>1,279</b>	<b>450</b>	<b>300</b>	<b>46</b>



# Collegedale Police Department

<b>2001 Population Estimate</b>	<b>6,514</b>
<b>Offense Overview</b>	
Offense Total	347
Number Cleared	94
Percent Cleared	27.1%
Group A Crimes per 100,000 population	5,327.0
<b>Arrest Overview</b>	
Total Arrests	166
Adult Arrests	139
Juvenile Arrests	27
Unknown Age	0
Arrests per 100,000 population	2,548.4
Avg. number offenses/incident	1.07

Domestic Violence Victims		
Offense	Total	Arrests
Murder	0	0
Aggravated Assault	1	1
Simple Assault	7	5
Intimidation	5	1
Stalking	0	0
Forcible Rape	0	0
Forcible Sodomy	0	0
Sexual Assault w/Object	0	0
Forcible Fondling	0	0
Incest	2	1
Statutory Rape	0	0
Kidnapping/Abduction	0	0
<b>Total</b>	<b>15</b>	<b>8</b>

TIBRS Group B Arrests		
Offense	Adult	Juvenile
Bad Checks	6	0
Curfew/Vagrancy	0	0
Disorderly Conduct	1	0
DUI	24	2
Drunkenness	5	0
Family-Non Violent	0	0
Liquor Law Violation	12	4
Peeping Tom	0	0
Runaway	0	2
Trespass	2	0
All Other Offense	30	1
<b>Total Group B</b>	<b>80</b>	<b>9</b>

TIBRS Group A Offenses	Offenses		Arrests	
	Reported	Cleared	Adult	Juvenile
<b>Crimes Against Persons</b>				
Murder	0	0	0	0
Negligent Manslaughter	0	0	0	0
Kidnapping/Abduction	0	0	0	0
Forcible Rape	0	0	0	0
Forcible Sodomy	0	0	0	0
Sexual Assault w/Object	0	0	0	0
Forcible Fondling	3	1	0	0
Incest	2	1	1	0
Statutory Rape	0	0	0	0
Aggravated Assault	11	5	3	2
Simple Assault	31	20	14	2
Intimidation	36	5	3	0
Stalking	7	1	1	0
<b>Crimes Against Property</b>				
Arson	0	0	0	0
Bribery	0	0	0	0
Burglary	22	4	2	1
Counterfeiting/Forgery	4	1	1	0
Destruction/Damage/Vandalism	35	5	2	4
Embezzlement	4	3	3	0
Extortion/Blackmail	1	0	0	0
Fraud - False Pretenses	7	3	3	0
Fraud - Credit Card/ATM	2	0	0	0
Fraud - Impersonation	6	4	2	1
Fraud - Welfare	0	0	0	0
Fraud - Wire	1	0	0	0
Motor Vehicle Theft	6	1	1	0
Robbery	1	1	1	0
Stolen Property Offense	0	0	0	0
Theft - Pocket Picking	0	0	0	0
Theft - Purse Snatching	1	0	0	0
Theft - Shoplifting	6	2	1	0
Theft from Building	32	3	2	0
Theft from Coin Machine	8	0	0	0
Theft from Motor Vehicle	16	2	1	0
Theft of Motor Vehicle Parts	3	0	0	0
Theft - All Other Larceny	69	1	1	0
<b>Crimes Against Society</b>				
Drug/Narcotic Violations	18	16	11	7
Drug/Narcotic Equipment Violations	10	10	4	1
Gambling-Betting/Wagering	0	0	0	0
Gambling-Operating/Promoting	0	0	0	0
Gambling-Equipment Violation	0	0	0	0
Gambling-Sports Tampering	0	0	0	0
Pornography/Obscene Materials	0	0	0	0
Prostitution	0	0	0	0
Prostitution-Assisting/Promoting	0	0	0	0
Weapon Law Violations	5	5	2	0
<b>Total Group A Offenses</b>	<b>347</b>	<b>94</b>	<b>59</b>	<b>18</b>



# Collierville Police Department

<b>2001 Population Estimate</b>	<b>32,824</b>
<b>Offense Overview</b>	
Offense Total	1,848
Number Cleared	1,098
Percent Cleared	59.4%
Group A Crimes per 100,000 population	5,630.0
<b>Arrest Overview</b>	
Total Arrests	1,695
Adult Arrests	1,422
Juvenile Arrests	273
Unknown Age	0
Arrests per 100,000 population	5,163.9
Avg. number offenses/incident	1.13

<b>Domestic Violence Victims</b>		
Offense	Total	Arrests
Murder	0	0
Aggravated Assault	15	10
Simple Assault	91	65
Intimidation	17	4
Stalking	0	0
Forcible Rape	0	0
Forcible Sodomy	2	0
Sexual Assault w/Object	0	0
Forcible Fondling	0	0
Incest	0	0
Statutory Rape	0	0
Kidnapping/Abduction	1	1
<b>Total</b>	<b>126</b>	<b>80</b>

<b>TIBRS Group B Arrests</b>		
Offense	Adult	Juvenile
Bad Checks	14	0
Curfew/Vagrancy	0	41
Disorderly Conduct	14	6
DUI	312	6
Drunkenness	117	6
Family-Non Violent	0	0
Liquor Law Violation	30	40
Peeping Tom	0	1
Runaway	0	8
Trespass	3	3
All Other Offense	265	4
<b>Total Group B</b>	<b>755</b>	<b>115</b>

<b>TIBRS Group A Offenses</b>	<b>Offenses</b>		<b>Arrests</b>	
	<b>Reported</b>	<b>Cleared</b>	<b>Adult</b>	<b>Juvenile</b>
<b>Crimes Against Persons</b>				
Murder	0	0	0	0
Negligent Manslaughter	0	0	0	0
Kidnapping/Abduction	1	1	1	0
Forcible Rape	2	1	0	1
Forcible Sodomy	3	1	1	0
Sexual Assault w/Object	0	0	0	0
Forcible Fondling	2	1	0	1
Incest	0	0	0	0
Statutory Rape	1	1	1	0
Aggravated Assault	46	38	25	2
Simple Assault	190	178	86	35
Intimidation	116	69	22	2
Stalking	2	1	2	0
<b>Crimes Against Property</b>				
Arson	5	4	0	5
Bribery	0	0	0	0
Burglary	63	14	9	3
Counterfeiting/Forgery	63	38	28	1
Destruction/Damage/Vandalism	265	66	15	30
Embezzlement	23	13	9	1
Extortion/Blackmail	0	0	0	0
Fraud - False Pretenses	37	16	14	1
Fraud - Credit Card/ATM	15	5	1	2
Fraud - Impersonation	18	14	10	1
Fraud - Welfare	0	0	0	0
Fraud - Wire	0	0	0	0
Motor Vehicle Theft	53	12	11	4
Robbery	8	5	2	3
Stolen Property Offense	0	0	0	0
Theft - Pocket Picking	9	3	1	1
Theft - Purse Snatching	0	0	0	0
Theft - Shoplifting	101	85	72	15
Theft from Building	135	29	9	1
Theft from Coin Machine	1	0	0	0
Theft from Motor Vehicle	89	15	7	1
Theft of Motor Vehicle Parts	50	9	4	0
Theft - All Other Larceny	89	21	6	0
<b>Crimes Against Society</b>				
Drug/Narcotic Violations	267	265	290	41
Drug/Narcotic Equipment Violations	160	159	19	1
Gambling-Betting/Wagering	0	0	0	0
Gambling-Operating/Promoting	0	0	0	0
Gambling-Equipment Violation	0	0	0	0
Gambling-Sports Tampering	0	0	0	0
Pornography/Obscene Materials	0	0	0	0
Prostitution	1	1	2	1
Prostitution-Assisting/Promoting	0	0	0	0
Weapon Law Violations	33	33	20	5
<b>Total Group A Offenses</b>	<b>1,848</b>	<b>1,098</b>	<b>667</b>	<b>158</b>



# Collinwood Police Department

<b>2001 Population Estimate</b>	<b>1,024</b>
<b>Offense Overview</b>	
Offense Total	60
Number Cleared	18
Percent Cleared	30.0%
Group A Crimes per 100,000 population	5,859.4
<b>Arrest Overview</b>	
Total Arrests	60
Adult Arrests	60
Juvenile Arrests	0
Unknown Age	0
Arrests per 100,000 population	5,859.4
Avg. number offenses/incident	1.02

Domestic Violence Victims		
Offense	Total	Arrests
Murder	0	0
Aggravated Assault	2	2
Simple Assault	1	1
Intimidation	0	0
Stalking	0	0
Forcible Rape	0	0
Forcible Sodomy	0	0
Sexual Assault w/Object	0	0
Forcible Fondling	0	0
Incest	0	0
Statutory Rape	0	0
Kidnapping/Abduction	0	0
<b>Total</b>	<b>3</b>	<b>3</b>

TIBRS Group B Arrests		
Offense	Adult	Juvenile
Bad Checks	1	0
Curfew/Vagrancy	0	0
Disorderly Conduct	0	0
DUI	13	0
Drunkenness	11	0
Family-Non Violent	0	0
Liquor Law Violation	0	0
Peeping Tom	0	0
Runaway	0	0
Trespass	1	0
All Other Offense	12	0
<b>Total Group B</b>	<b>38</b>	<b>0</b>

TIBRS Group A Offenses	Offenses		Arrests	
	Reported	Cleared	Adult	Juvenile
<b>Crimes Against Persons</b>				
Murder	0	0	0	0
Negligent Manslaughter	0	0	0	0
Kidnapping/Abduction	0	0	0	0
Forcible Rape	0	0	0	0
Forcible Sodomy	0	0	0	0
Sexual Assault w/Object	0	0	0	0
Forcible Fondling	0	0	0	0
Incest	0	0	0	0
Statutory Rape	0	0	0	0
Aggravated Assault	3	3	3	0
Simple Assault	11	2	2	0
Intimidation	0	0	0	0
Stalking	1	0	0	0
<b>Crimes Against Property</b>				
Arson	0	0	0	0
Bribery	0	0	0	0
Burglary	9	2	3	0
Counterfeiting/Forgery	3	1	1	0
Destruction/Damage/Vandalism	11	0	0	0
Embezzlement	0	0	0	0
Extortion/Blackmail	0	0	0	0
Fraud - False Pretenses	4	0	0	0
Fraud - Credit Card/ATM	0	0	0	0
Fraud - Impersonation	0	0	0	0
Fraud - Welfare	0	0	0	0
Fraud - Wire	0	0	0	0
Motor Vehicle Theft	2	1	1	0
Robbery	0	0	0	0
Stolen Property Offense	0	0	0	0
Theft - Pocket Picking	0	0	0	0
Theft - Purse Snatching	0	0	0	0
Theft - Shoplifting	0	0	0	0
Theft from Building	1	0	0	0
Theft from Coin Machine	0	0	0	0
Theft from Motor Vehicle	1	0	0	0
Theft of Motor Vehicle Parts	1	0	0	0
Theft - All Other Larceny	3	0	0	0
<b>Crimes Against Society</b>				
Drug/Narcotic Violations	9	8	11	0
Drug/Narcotic Equipment Violations	1	1	1	0
Gambling-Betting/Wagering	0	0	0	0
Gambling-Operating/Promoting	0	0	0	0
Gambling-Equipment Violation	0	0	0	0
Gambling-Sports Tampering	0	0	0	0
Pornography/Obscene Materials	0	0	0	0
Prostitution	0	0	0	0
Prostitution-Assisting/Promoting	0	0	0	0
Weapon Law Violations	0	0	0	0
<b>Total Group A Offenses</b>	<b>60</b>	<b>18</b>	<b>22</b>	<b>0</b>





# Columbia Police Department

<b>2001 Population Estimate</b>	<b>33,055</b>
<b>Offense Overview</b>	
Offense Total	4,612
Number Cleared	1,030
Percent Cleared	22.3%

Group A Crimes per 100,000 population	13,952.5
---------------------------------------	----------

<b>Arrest Overview</b>	
Total Arrests	1,703
Adult Arrests	1,394
Juvenile Arrests	309
Unknown Age	0

Arrests per 100,000 population	5,152.0
--------------------------------	---------

Avg. number offenses/incident	1.15
-------------------------------	------

<b>Domestic Violence Victims</b>		
Offense	Total	Arrests
Murder	1	0
Aggravated Assault	57	26
Simple Assault	357	76
Intimidation	31	1
Stalking	0	0
Forcible Rape	1	0
Forcible Sodomy	0	0
Sexual Assault w/Object	0	0
Forcible Fondling	1	0
Incest	0	0
Statutory Rape	0	0
Kidnapping/Abduction	0	0
<b>Total</b>	<b>448</b>	<b>103</b>

<b>TIBRS Group B Arrests</b>		
Offense	Adult	Juvenile
Bad Checks	1	0
Curfew/Vagrancy	2	55
Disorderly Conduct	20	5
DUI	201	3
Drunkenness	239	0
Family-Non Violent	0	0
Liquor Law Violation	80	54
Peeping Tom	0	0
Runaway	0	17
Trespass	7	1
All Other Offense	118	28
<b>Total Group B</b>	<b>668</b>	<b>163</b>

<b>TIBRS Group A Offenses</b>	<b>Offenses</b>		<b>Arrests</b>	
	<b>Reported</b>	<b>Cleared</b>	<b>Adult</b>	<b>Juvenile</b>
<b>Crimes Against Persons</b>				
Murder	1	1	0	0
Negligent Manslaughter	0	0	0	0
Kidnapping/Abduction	5	2	1	0
Forcible Rape	10	3	1	0
Forcible Sodomy	1	0	0	0
Sexual Assault w/Object	1	1	1	0
Forcible Fondling	6	1	1	0
Incest	0	0	0	0
Statutory Rape	2	0	0	0
Aggravated Assault	282	112	76	7
Simple Assault	1,044	222	145	12
Intimidation	148	12	3	0
Stalking	0	0	0	0
<b>Crimes Against Property</b>				
Arson	10	3	2	3
Bribery	0	0	0	0
Burglary	472	37	28	6
Counterfeiting/Forgery	64	11	10	0
Destruction/Damage/Vandalism	411	27	8	1
Embezzlement	10	3	1	0
Extortion/Blackmail	0	0	0	0
Fraud - False Pretenses	63	18	19	3
Fraud - Credit Card/ATM	41	5	5	0
Fraud - Impersonation	27	20	15	1
Fraud - Welfare	0	0	0	0
Fraud - Wire	0	0	0	0
Motor Vehicle Theft	104	8	6	4
Robbery	57	9	8	2
Stolen Property Offense	11	9	7	1
Theft - Pocket Picking	1	0	0	0
Theft - Purse Snatching	3	1	2	0
Theft - Shoplifting	243	147	107	69
Theft from Building	252	14	10	0
Theft from Coin Machine	17	2	1	0
Theft from Motor Vehicle	284	14	12	0
Theft of Motor Vehicle Parts	239	11	9	1
Theft - All Other Larceny	473	27	11	1
<b>Crimes Against Society</b>				
Drug/Narcotic Violations	217	203	183	27
Drug/Narcotic Equipment Violations	80	77	36	7
Gambling-Betting/Wagering	0	0	0	0
Gambling-Operating/Promoting	0	0	0	0
Gambling-Equipment Violation	0	0	0	0
Gambling-Sports Tampering	0	0	0	0
Pornography/Obscene Materials	0	0	0	0
Prostitution	4	4	4	0
Prostitution-Assisting/Promoting	1	0	0	0
Weapon Law Violations	28	26	14	1
<b>Total Group A Offenses</b>	<b>4,612</b>	<b>1,030</b>	<b>726</b>	<b>146</b>



# Cookeville Police Department

<b>2001 Population Estimate</b>	<b>25,065</b>
<b>Offense Overview</b>	
Offense Total	2,915
Number Cleared	889
Percent Cleared	30.5%

Group A Crimes per 100,000 population	11,629.8
---------------------------------------	----------

<b>Arrest Overview</b>	
Total Arrests	2,570
Adult Arrests	2,263
Juvenile Arrests	305
Unknown Age	2

Arrests per 100,000 population	10,253.3
--------------------------------	----------

Avg. number offenses/incident	1.10
-------------------------------	------

<b>Domestic Violence Victims</b>		
Offense	Total	Arrests
Murder	1	0
Aggravated Assault	14	9
Simple Assault	105	96
Intimidation	12	5
Stalking	0	0
Forcible Rape	0	0
Forcible Sodomy	1	0
Sexual Assault w/Object	0	0
Forcible Fondling	4	2
Incest	0	0
Statutory Rape	0	0
Kidnapping/Abduction	1	1
<b>Total</b>	<b>138</b>	<b>113</b>

<b>TIBRS Group B Arrests</b>		
Offense	Adult	Juvenile
Bad Checks	4	0
Curfew/Vagrancy	3	50
Disorderly Conduct	56	11
DUI	308	2
Drunkenness	541	3
Family-Non Violent	7	1
Liquor Law Violation	153	30
Peeping Tom	1	0
Runaway	0	59
Trespass	7	2
All Other Offense	353	35
<b>Total Group B</b>	<b>1,433</b>	<b>193</b>

<b>TIBRS Group A Offenses</b>	<b>Offenses</b>		<b>Arrests</b>	
	<b>Reported</b>	<b>Cleared</b>	<b>Adult</b>	<b>Juvenile</b>
<b>Crimes Against Persons</b>				
Murder	2	2	1	0
Negligent Manslaughter	2	2	2	0
Kidnapping/Abduction	4	2	2	0
Forcible Rape	6	4	4	0
Forcible Sodomy	1	1	0	0
Sexual Assault w/Object	0	0	0	0
Forcible Fondling	14	7	5	1
Incest	0	0	0	0
Statutory Rape	2	1	1	0
Aggravated Assault	51	37	41	4
Simple Assault	324	224	215	7
Intimidation	92	20	16	0
Stalking	11	2	2	0
<b>Crimes Against Property</b>				
Arson	8	4	3	2
Bribery	0	0	0	0
Burglary	211	24	22	3
Counterfeiting/Forgery	93	26	27	1
Destruction/Damage/Vandalism	580	24	11	2
Embezzlement	6	4	6	0
Extortion/Blackmail	1	0	0	0
Fraud - False Pretenses	47	10	9	0
Fraud - Credit Card/ATM	29	3	1	0
Fraud - Impersonation	12	5	5	0
Fraud - Welfare	0	0	0	0
Fraud - Wire	25	15	16	0
Motor Vehicle Theft	83	21	15	4
Robbery	23	11	14	1
Stolen Property Offense	6	6	10	1
Theft - Pocket Picking	1	0	0	0
Theft - Purse Snatching	5	2	1	0
Theft - Shoplifting	175	160	132	57
Theft from Building	118	18	16	0
Theft from Coin Machine	23	0	0	0
Theft from Motor Vehicle	363	13	9	3
Theft of Motor Vehicle Parts	35	0	0	0
Theft - All Other Larceny	348	34	44	2
<b>Crimes Against Society</b>				
Drug/Narcotic Violations	126	126	147	20
Drug/Narcotic Equipment Violations	72	68	42	4
Gambling-Betting/Wagering	0	0	0	0
Gambling-Operating/Promoting	2	2	3	0
Gambling-Equipment Violation	3	3	3	0
Gambling-Sports Tampering	0	0	0	0
Pornography/Obscene Materials	1	0	0	0
Prostitution	0	0	0	0
Prostitution-Assisting/Promoting	0	0	0	0
Weapon Law Violations	10	8	5	0
<b>Total Group A Offenses</b>	<b>2,915</b>	<b>889</b>	<b>830</b>	<b>112</b>



# Coopertown Police Department

<b>2001 Population Estimate</b>	<b>3,027</b>
<b>Offense Overview</b>	
Offense Total	79
Number Cleared	11
Percent Cleared	13.9%
Group A Crimes per 100,000 population	2,609.8

<b>Arrest Overview</b>	
Total Arrests	15
Adult Arrests	15
Juvenile Arrests	0
Unknown Age	0
Arrests per 100,000 population	495.5
Avg. number offenses/incident	1.06

Domestic Violence Victims		
Offense	Total	Arrests
Murder	0	0
Aggravated Assault	2	2
Simple Assault	5	3
Intimidation	2	0
Stalking	0	0
Forcible Rape	0	0
Forcible Sodomy	0	0
Sexual Assault w/Object	0	0
Forcible Fondling	0	0
Incest	0	0
Statutory Rape	0	0
Kidnapping/Abduction	0	0
<b>Total</b>	<b>9</b>	<b>5</b>

TIBRS Group B Arrests		
Offense	Adult	Juvenile
Bad Checks	0	0
Curfew/Vagrancy	0	0
Disorderly Conduct	0	0
DUI	2	0
Drunkenness	0	0
Family-Non Violent	0	0
Liquor Law Violation	0	0
Peeping Tom	0	0
Runaway	0	0
Trespass	0	0
All Other Offense	3	0
<b>Total Group B</b>	<b>5</b>	<b>0</b>

TIBRS Group A Offenses	Offenses		Arrests	
	Reported	Cleared	Adult	Juvenile
<b>Crimes Against Persons</b>				
Murder	0	0	0	0
Negligent Manslaughter	0	0	0	0
Kidnapping/Abduction	0	0	0	0
Forcible Rape	0	0	0	0
Forcible Sodomy	0	0	0	0
Sexual Assault w/Object	0	0	0	0
Forcible Fondling	0	0	0	0
Incest	0	0	0	0
Statutory Rape	0	0	0	0
Aggravated Assault	5	2	2	0
Simple Assault	14	8	8	0
Intimidation	5	0	0	0
Stalking	0	0	0	0
<b>Crimes Against Property</b>				
Arson	0	0	0	0
Bribery	0	0	0	0
Burglary	21	0	0	0
Counterfeiting/Forgery	1	0	0	0
Destruction/Damage/Vandalism	15	0	0	0
Embezzlement	0	0	0	0
Extortion/Blackmail	0	0	0	0
Fraud - False Pretenses	0	0	0	0
Fraud - Credit Card/ATM	0	0	0	0
Fraud - Impersonation	0	0	0	0
Fraud - Welfare	0	0	0	0
Fraud - Wire	0	0	0	0
Motor Vehicle Theft	5	0	0	0
Robbery	1	0	0	0
Stolen Property Offense	1	1	0	0
Theft - Pocket Picking	0	0	0	0
Theft - Purse Snatching	0	0	0	0
Theft - Shoplifting	0	0	0	0
Theft from Building	1	0	0	0
Theft from Coin Machine	0	0	0	0
Theft from Motor Vehicle	4	0	0	0
Theft of Motor Vehicle Parts	0	0	0	0
Theft - All Other Larceny	6	0	0	0
<b>Crimes Against Society</b>				
Drug/Narcotic Violations	0	0	0	0
Drug/Narcotic Equipment Violations	0	0	0	0
Gambling-Betting/Wagering	0	0	0	0
Gambling-Operating/Promoting	0	0	0	0
Gambling-Equipment Violation	0	0	0	0
Gambling-Sports Tampering	0	0	0	0
Pornography/Obscene Materials	0	0	0	0
Prostitution	0	0	0	0
Prostitution-Assisting/Promoting	0	0	0	0
Weapon Law Violations	0	0	0	0
<b>Total Group A Offenses</b>	<b>79</b>	<b>11</b>	<b>10</b>	<b>0</b>



# Copperhill Police Department

<b>2001 Population Estimate</b>	<b>511</b>
<b>Offense Overview</b>	
Offense Total	36
Number Cleared	14
Percent Cleared	38.9%

Group A Crimes per 100,000 population	7,045.0
---------------------------------------	---------

<b>Arrest Overview</b>	
Total Arrests	30
Adult Arrests	30
Juvenile Arrests	0
Unknown Age	0

Arrests per 100,000 population	5,870.8
--------------------------------	---------

Avg. number offenses/incident	1.06
-------------------------------	------

<b>Domestic Violence Victims</b>		
Offense	Total	Arrests
Murder	0	0
Aggravated Assault	0	0
Simple Assault	0	0
Intimidation	0	0
Stalking	0	0
Forcible Rape	0	0
Forcible Sodomy	0	0
Sexual Assault w/Object	0	0
Forcible Fondling	0	0
Incest	0	0
Statutory Rape	0	0
Kidnapping/Abduction	0	0
<b>Total</b>	<b>0</b>	<b>0</b>

<b>TIBRS Group B Arrests</b>		
Offense	Adult	Juvenile
Bad Checks	0	0
Curfew/Vagrancy	0	0
Disorderly Conduct	1	0
DUI	6	0
Drunkness	4	0
Family-Non Violent	0	0
Liquor Law Violation	0	0
Peeping Tom	0	0
Runaway	0	0
Trespass	0	0
All Other Offense	8	0
<b>Total Group B</b>	<b>19</b>	<b>0</b>

<b>TIBRS Group A Offenses</b>	<b>Offenses</b>		<b>Arrests</b>	
	Reported	Cleared	Adult	Juvenile
<b>Crimes Against Persons</b>				
Murder	0	0	0	0
Negligent Manslaughter	0	0	0	0
Kidnapping/Abduction	0	0	0	0
Forcible Rape	0	0	0	0
Forcible Sodomy	0	0	0	0
Sexual Assault w/Object	0	0	0	0
Forcible Fondling	0	0	0	0
Incest	0	0	0	0
Statutory Rape	0	0	0	0
Aggravated Assault	3	2	1	0
Simple Assault	1	0	0	0
Intimidation	1	1	1	0
Stalking	0	0	0	0
<b>Crimes Against Property</b>				
Arson	0	0	0	0
Bribery	0	0	0	0
Burglary	5	0	0	0
Counterfeiting/Forgery	1	0	0	0
Destruction/Damage/Vandalism	7	2	1	0
Embezzlement	0	0	0	0
Extortion/Blackmail	0	0	0	0
Fraud - False Pretenses	0	0	0	0
Fraud - Credit Card/ATM	0	0	0	0
Fraud - Impersonation	0	0	0	0
Fraud - Welfare	0	0	0	0
Fraud - Wire	0	0	0	0
Motor Vehicle Theft	1	0	0	0
Robbery	0	0	0	0
Stolen Property Offense	0	0	0	0
Theft - Pocket Picking	0	0	0	0
Theft - Purse Snatching	0	0	0	0
Theft - Shoplifting	0	0	0	0
Theft from Building	1	0	0	0
Theft from Coin Machine	1	0	0	0
Theft from Motor Vehicle	2	0	0	0
Theft of Motor Vehicle Parts	2	0	0	0
Theft - All Other Larceny	4	2	2	0
<b>Crimes Against Society</b>				
Drug/Narcotic Violations	7	7	6	0
Drug/Narcotic Equipment Violations	0	0	0	0
Gambling-Betting/Wagering	0	0	0	0
Gambling-Operating/Promoting	0	0	0	0
Gambling-Equipment Violation	0	0	0	0
Gambling-Sports Tampering	0	0	0	0
Pornography/Obscene Materials	0	0	0	0
Prostitution	0	0	0	0
Prostitution-Assisting/Promoting	0	0	0	0
Weapon Law Violations	0	0	0	0
<b>Total Group A Offenses</b>	<b>36</b>	<b>14</b>	<b>11</b>	<b>0</b>



# Cornersville Police Department

**2001 Population Estimate** **962**

**Offense Overview**

Offense Total 63  
 Number Cleared 38  
 Percent Cleared 60.3%

Group A Crimes per 100,000 population 6,548.9

**Arrest Overview**

Total Arrests 44  
 Adult Arrests 41  
 Juvenile Arrests 1  
 Unknown Age 2

Arrests per 100,000 population 4,573.8

Avg. number offenses/incident 1.26

**Domestic Violence Victims**

Offense	Total	Arrests
Murder	0	0
Aggravated Assault	2	2
Simple Assault	9	7
Intimidation	2	0
Stalking	0	0
Forcible Rape	0	0
Forcible Sodomy	0	0
Sexual Assault w/Object	0	0
Forcible Fondling	0	0
Incest	0	0
Statutory Rape	0	0
Kidnapping/Abduction	0	0
<b>Total</b>	<b>13</b>	<b>9</b>

**TIBRS Group B Arrests**

Offense	Adult	Juvenile
Bad Checks	0	0
Curfew/Vagrancy	0	0
Disorderly Conduct	0	0
DUI	14	0
Drunkenness	5	0
Family-Non Violent	0	0
Liquor Law Violation	0	0
Peeping Tom	0	0
Runaway	0	0
Trespass	0	0
All Other Offense	1	0
<b>Total Group B</b>	<b>20</b>	<b>0</b>

TIBRS Group A Offenses	Offenses		Arrests	
	Reported	Cleared	Adult	Juvenile
<b>Crimes Against Persons</b>				
Murder	0	0	0	0
Negligent Manslaughter	0	0	0	0
Kidnapping/Abduction	0	0	0	0
Forcible Rape	1	0	0	0
Forcible Sodomy	0	0	0	0
Sexual Assault w/Object	0	0	0	0
Forcible Fondling	0	0	0	0
Incest	0	0	0	0
Statutory Rape	0	0	0	0
Aggravated Assault	4	4	3	1
Simple Assault	11	10	6	0
Intimidation	4	4	0	0
Stalking	0	0	0	0
<b>Crimes Against Property</b>				
Arson	0	0	0	0
Bribery	0	0	0	0
Burglary	6	0	0	0
Counterfeiting/Forgery	0	0	0	0
Destruction/Damage/Vandalism	8	1	0	0
Embezzlement	0	0	0	0
Extortion/Blackmail	0	0	0	0
Fraud - False Pretenses	0	0	0	0
Fraud - Credit Card/ATM	0	0	0	0
Fraud - Impersonation	0	0	0	0
Fraud - Welfare	0	0	0	0
Fraud - Wire	0	0	0	0
Motor Vehicle Theft	0	0	0	0
Robbery	0	0	0	0
Stolen Property Offense	0	0	0	0
Theft - Pocket Picking	0	0	0	0
Theft - Purse Snatching	0	0	0	0
Theft - Shoplifting	0	0	0	0
Theft from Building	0	0	0	0
Theft from Coin Machine	0	0	0	0
Theft from Motor Vehicle	1	0	0	0
Theft of Motor Vehicle Parts	6	1	1	0
Theft - All Other Larceny	4	0	0	0
<b>Crimes Against Society</b>				
Drug/Narcotic Violations	11	11	10	0
Drug/Narcotic Equipment Violations	5	5	0	0
Gambling-Betting/Wagering	0	0	0	0
Gambling-Operating/Promoting	0	0	0	0
Gambling-Equipment Violation	0	0	0	0
Gambling-Sports Tampering	0	0	0	0
Pornography/Obscene Materials	0	0	0	0
Prostitution	0	0	0	0
Prostitution-Assisting/Promoting	0	0	0	0
Weapon Law Violations	2	2	1	0
<b>Total Group A Offenses</b>	<b>63</b>	<b>38</b>	<b>21</b>	<b>1</b>



# Covington Police Department

<b>2001 Population Estimate</b>	<b>8,463</b>
<b>Offense Overview</b>	
Offense Total	1,445
Number Cleared	426
Percent Cleared	29.5%
Group A Crimes per 100,000 population	17,074.3
<b>Arrest Overview</b>	
Total Arrests	633
Adult Arrests	535
Juvenile Arrests	91
Unknown Age	7
Arrests per 100,000 population	7,479.6
Avg. number offenses/incident	1.06

Domestic Violence Victims		
Offense	Total	Arrests
Murder	0	0
Aggravated Assault	3	3
Simple Assault	16	12
Intimidation	3	0
Stalking	0	0
Forcible Rape	0	0
Forcible Sodomy	0	0
Sexual Assault w/Object	0	0
Forcible Fondling	0	0
Incest	0	0
Statutory Rape	0	0
Kidnapping/Abduction	0	0
<b>Total</b>	<b>22</b>	<b>15</b>

TIBRS Group B Arrests		
Offense	Adult	Juvenile
Bad Checks	0	0
Curfew/Vagrancy	0	5
Disorderly Conduct	35	9
DUI	66	0
Drunkenness	49	3
Family-Non Violent	2	0
Liquor Law Violation	2	2
Peeping Tom	0	0
Runaway	0	1
Trespass	16	1
All Other Offense	2	0
<b>Total Group B</b>	<b>172</b>	<b>21</b>

TIBRS Group A Offenses	Offenses		Arrests	
	Reported	Cleared	Adult	Juvenile
<b>Crimes Against Persons</b>				
Murder	2	1	2	0
Negligent Manslaughter	0	0	0	0
Kidnapping/Abduction	1	0	0	0
Forcible Rape	5	1	1	0
Forcible Sodomy	0	0	0	0
Sexual Assault w/Object	0	0	0	0
Forcible Fondling	4	0	0	0
Incest	0	0	0	0
Statutory Rape	1	1	1	0
Aggravated Assault	68	36	34	0
Simple Assault	251	103	97	9
Intimidation	89	5	1	3
Stalking	1	0	0	0
<b>Crimes Against Property</b>				
Arson	2	0	0	0
Bribery	0	0	0	0
Burglary	134	20	25	6
Counterfeiting/Forgery	42	20	18	1
Destruction/Damage/Vandalism	191	16	10	7
Embezzlement	2	0	0	0
Extortion/Blackmail	0	0	0	0
Fraud - False Pretenses	21	11	9	0
Fraud - Credit Card/ATM	3	0	0	0
Fraud - Impersonation	1	1	1	4
Fraud - Welfare	0	0	0	0
Fraud - Wire	0	0	0	0
Motor Vehicle Theft	33	5	4	1
Robbery	29	8	8	2
Stolen Property Offense	1	1	1	0
Theft - Pocket Picking	0	0	0	0
Theft - Purse Snatching	2	1	0	0
Theft - Shoplifting	88	53	40	18
Theft from Building	121	15	13	0
Theft from Coin Machine	4	0	0	0
Theft from Motor Vehicle	116	13	3	2
Theft of Motor Vehicle Parts	26	0	0	0
Theft - All Other Larceny	85	8	6	3
<b>Crimes Against Society</b>				
Drug/Narcotic Violations	101	87	78	11
Drug/Narcotic Equipment Violations	10	10	5	0
Gambling-Betting/Wagering	0	0	0	0
Gambling-Operating/Promoting	0	0	0	0
Gambling-Equipment Violation	0	0	0	0
Gambling-Sports Tampering	0	0	0	0
Pornography/Obscene Materials	0	0	0	0
Prostitution	0	0	0	0
Prostitution-Assisting/Promoting	0	0	0	0
Weapon Law Violations	11	10	6	3
<b>Total Group A Offenses</b>	<b>1,445</b>	<b>426</b>	<b>363</b>	<b>70</b>



# Cowan Police Department

<b>2001 Population Estimate</b>	<b>1,770</b>
<b>Offense Overview</b>	
Offense Total	132
Number Cleared	35
Percent Cleared	26.5%
Group A Crimes per 100,000 population	7,457.6

<b>Arrest Overview</b>	
Total Arrests	70
Adult Arrests	65
Juvenile Arrests	3
Unknown Age	2
Arrests per 100,000 population	3,954.8
Avg. number offenses/incident	1.05

<b>Domestic Violence Victims</b>		
Offense	Total	Arrests
Murder	0	0
Aggravated Assault	1	1
Simple Assault	5	4
Intimidation	0	0
Stalking	2	1
Forcible Rape	0	0
Forcible Sodomy	0	0
Sexual Assault w/Object	0	0
Forcible Fondling	0	0
Incest	1	1
Statutory Rape	0	0
Kidnapping/Abduction	0	0
<b>Total</b>	<b>9</b>	<b>7</b>

<b>TIBRS Group B Arrests</b>		
Offense	Adult	Juvenile
Bad Checks	0	0
Curfew/Vagrancy	0	0
Disorderly Conduct	2	0
DUI	11	0
Drunkenness	6	0
Family-Non Violent	0	0
Liquor Law Violation	0	0
Peeping Tom	0	0
Runaway	0	0
Trespass	5	3
All Other Offense	13	0
<b>Total Group B</b>	<b>37</b>	<b>3</b>

<b>TIBRS Group A Offenses</b>	<b>Offenses</b>		<b>Arrests</b>	
	<b>Reported</b>	<b>Cleared</b>	<b>Adult</b>	<b>Juvenile</b>
<b>Crimes Against Persons</b>				
Murder	0	0	0	0
Negligent Manslaughter	0	0	0	0
Kidnapping/Abduction	0	0	0	0
Forcible Rape	2	2	1	0
Forcible Sodomy	0	0	0	0
Sexual Assault w/Object	0	0	0	0
Forcible Fondling	0	0	0	0
Incest	1	1	1	0
Statutory Rape	0	0	0	0
Aggravated Assault	3	2	2	0
Simple Assault	24	17	12	0
Intimidation	4	0	0	0
Stalking	2	2	1	0
<b>Crimes Against Property</b>				
Arson	1	0	0	0
Bribery	0	0	0	0
Burglary	17	0	0	0
Counterfeiting/Forgery	0	0	0	0
Destruction/Damage/Vandalism	16	0	0	0
Embezzlement	0	0	0	0
Extortion/Blackmail	0	0	0	0
Fraud - False Pretenses	0	0	0	0
Fraud - Credit Card/ATM	0	0	0	0
Fraud - Impersonation	0	0	0	0
Fraud - Welfare	0	0	0	0
Fraud - Wire	0	0	0	0
Motor Vehicle Theft	8	0	0	0
Robbery	1	1	1	0
Stolen Property Offense	0	0	0	0
Theft - Pocket Picking	0	0	0	0
Theft - Purse Snatching	0	0	0	0
Theft - Shoplifting	1	0	0	0
Theft from Building	1	0	0	0
Theft from Coin Machine	0	0	0	0
Theft from Motor Vehicle	17	1	1	0
Theft of Motor Vehicle Parts	8	0	0	0
Theft - All Other Larceny	17	0	0	0
<b>Crimes Against Society</b>				
Drug/Narcotic Violations	8	8	8	0
Drug/Narcotic Equipment Violations	0	0	0	0
Gambling-Betting/Wagering	0	0	0	0
Gambling-Operating/Promoting	0	0	0	0
Gambling-Equipment Violation	0	0	0	0
Gambling-Sports Tampering	0	0	0	0
Pornography/Obscene Materials	0	0	0	0
Prostitution	0	0	0	0
Prostitution-Assisting/Promoting	0	0	0	0
Weapon Law Violations	1	1	1	0
<b>Total Group A Offenses</b>	<b>132</b>	<b>35</b>	<b>28</b>	<b>0</b>



# Cross Plains Police Department

<b>2001 Population Estimate</b>	<b>1,381</b>
<b>Offense Overview</b>	
Offense Total	58
Number Cleared	9
Percent Cleared	15.5%

Group A Crimes per 100,000 population	4,199.9
---------------------------------------	---------

<b>Arrest Overview</b>	
Total Arrests	16
Adult Arrests	15
Juvenile Arrests	1
Unknown Age	0

Arrests per 100,000 population	1,158.6
--------------------------------	---------

Avg. number offenses/incident	1.00
-------------------------------	------

<b>Domestic Violence Victims</b>		
Offense	Total	Arrests
Murder	0	0
Aggravated Assault	0	0
Simple Assault	1	1
Intimidation	0	0
Stalking	0	0
Forcible Rape	0	0
Forcible Sodomy	0	0
Sexual Assault w/Object	0	0
Forcible Fondling	0	0
Incest	0	0
Statutory Rape	0	0
Kidnapping/Abduction	0	0
<b>Total</b>	<b>1</b>	<b>1</b>

<b>TIBRS Group B Arrests</b>		
Offense	Adult	Juvenile
Bad Checks	0	0
Curfew/Vagrancy	0	0
Disorderly Conduct	0	0
DUI	1	0
Drunkness	2	0
Family-Non Violent	0	0
Liquor Law Violation	0	0
Peeping Tom	0	0
Runaway	0	0
Trespass	0	0
All Other Offense	2	0
<b>Total Group B</b>	<b>5</b>	<b>0</b>

<b>TIBRS Group A Offenses</b>	<b>Offenses</b>		<b>Arrests</b>	
	<b>Reported</b>	<b>Cleared</b>	<b>Adult</b>	<b>Juvenile</b>
<b>Crimes Against Persons</b>				
Murder	0	0	0	0
Negligent Manslaughter	0	0	0	0
Kidnapping/Abduction	0	0	0	0
Forcible Rape	0	0	0	0
Forcible Sodomy	0	0	0	0
Sexual Assault w/Object	0	0	0	0
Forcible Fondling	0	0	0	0
Incest	0	0	0	0
Statutory Rape	1	1	1	0
Aggravated Assault	1	0	0	0
Simple Assault	13	1	1	0
Intimidation	4	0	0	0
Stalking	0	0	0	0
<b>Crimes Against Property</b>				
Arson	0	0	0	0
Bribery	0	0	0	0
Burglary	6	2	4	0
Counterfeiting/Forgery	0	0	0	0
Destruction/Damage/Vandalism	5	0	0	0
Embezzlement	1	0	0	0
Extortion/Blackmail	0	0	0	0
Fraud - False Pretenses	1	1	1	0
Fraud - Credit Card/ATM	0	0	0	0
Fraud - Impersonation	0	0	0	0
Fraud - Welfare	0	0	0	0
Fraud - Wire	0	0	0	0
Motor Vehicle Theft	2	0	0	0
Robbery	0	0	0	0
Stolen Property Offense	0	0	0	0
Theft - Pocket Picking	0	0	0	0
Theft - Purse Snatching	0	0	0	0
Theft - Shoplifting	1	0	0	0
Theft from Building	3	0	0	0
Theft from Coin Machine	0	0	0	0
Theft from Motor Vehicle	1	0	0	0
Theft of Motor Vehicle Parts	0	0	0	0
Theft - All Other Larceny	19	4	3	1
<b>Crimes Against Society</b>				
Drug/Narcotic Violations	0	0	0	0
Drug/Narcotic Equipment Violations	0	0	0	0
Gambling-Betting/Wagering	0	0	0	0
Gambling-Operating/Promoting	0	0	0	0
Gambling-Equipment Violation	0	0	0	0
Gambling-Sports Tampering	0	0	0	0
Pornography/Obscene Materials	0	0	0	0
Prostitution	0	0	0	0
Prostitution-Assisting/Promoting	0	0	0	0
Weapon Law Violations	0	0	0	0
<b>Total Group A Offenses</b>	<b>58</b>	<b>9</b>	<b>10</b>	<b>1</b>





# Crossville Police Department

**2001 Population Estimate** **8,981**

**Offense Overview**

Offense Total 2,322  
 Number Cleared 925  
 Percent Cleared 39.8%

Group A Crimes per 100,000 population 25,854.6

**Arrest Overview**

Total Arrests 1,348  
 Adult Arrests 1,150  
 Juvenile Arrests 198  
 Unknown Age 0

Arrests per 100,000 population 15,009.5

Avg. number offenses/incident 1.30

**Domestic Violence Victims**

Offense	Total	Arrests
Murder	0	0
Aggravated Assault	21	12
Simple Assault	98	55
Intimidation	6	1
Stalking	0	0
Forcible Rape	0	0
Forcible Sodomy	0	0
Sexual Assault w/Object	0	0
Forcible Fondling	1	0
Incest	0	0
Statutory Rape	0	0
Kidnapping/Abduction	7	0
<b>Total</b>	<b>133</b>	<b>68</b>

**TIBRS Group B Arrests**

Offense	Adult	Juvenile
Bad Checks	0	0
Curfew/Vagrancy	0	0
Disorderly Conduct	26	16
DUI	145	0
Drunkenness	120	1
Family-Non Violent	1	0
Liquor Law Violation	75	31
Peeping Tom	0	0
Runaway	0	11
Trespass	8	2
All Other Offense	96	35
<b>Total Group B</b>	<b>471</b>	<b>96</b>

TIBRS Group A Offenses	Offenses		Arrests	
	Reported	Cleared	Adult	Juvenile
<b>Crimes Against Persons</b>				
Murder	0	0	0	0
Negligent Manslaughter	0	0	0	0
Kidnapping/Abduction	9	0	0	0
Forcible Rape	3	0	0	0
Forcible Sodomy	0	0	0	0
Sexual Assault w/Object	0	0	0	0
Forcible Fondling	4	1	1	0
Incest	0	0	0	0
Statutory Rape	2	0	0	0
Aggravated Assault	79	51	38	10
Simple Assault	310	199	144	26
Intimidation	49	9	5	0
Stalking	0	0	0	0
<b>Crimes Against Property</b>				
Arson	2	1	0	1
Bribery	0	0	0	0
Burglary	175	21	20	2
Counterfeiting/Forgery	94	15	10	0
Destruction/Damage/Vandalism	207	25	12	2
Embezzlement	7	0	1	0
Extortion/Blackmail	0	0	0	0
Fraud - False Pretenses	92	12	2	0
Fraud - Credit Card/ATM	13	2	2	0
Fraud - Impersonation	41	11	5	0
Fraud - Welfare	0	0	0	0
Fraud - Wire	1	0	0	0
Motor Vehicle Theft	76	22	16	3
Robbery	7	1	1	0
Stolen Property Offense	3	3	4	0
Theft - Pocket Picking	0	0	0	0
Theft - Purse Snatching	0	0	0	0
Theft - Shoplifting	103	76	72	26
Theft from Building	143	7	7	2
Theft from Coin Machine	15	0	0	0
Theft from Motor Vehicle	153	7	4	2
Theft of Motor Vehicle Parts	81	6	6	0
Theft - All Other Larceny	192	11	11	1
<b>Crimes Against Society</b>				
Drug/Narcotic Violations	250	238	259	22
Drug/Narcotic Equipment Violations	150	148	26	2
Gambling-Betting/Wagering	0	0	0	0
Gambling-Operating/Promoting	0	0	0	0
Gambling-Equipment Violation	4	4	5	0
Gambling-Sports Tampering	0	0	0	0
Pornography/Obscene Materials	0	0	0	0
Prostitution	1	1	2	0
Prostitution-Assisting/Promoting	0	0	0	0
Weapon Law Violations	56	54	26	3
<b>Total Group A Offenses</b>	<b>2,322</b>	<b>925</b>	<b>679</b>	<b>102</b>



# Crump Police Department

<b>2001 Population Estimate</b>	<b>1,521</b>
<b>Offense Overview</b>	
Offense Total	98
Number Cleared	32
Percent Cleared	32.7%
Group A Crimes per 100,000 population	6,443.1
<b>Arrest Overview</b>	
Total Arrests	65
Adult Arrests	62
Juvenile Arrests	3
Unknown Age	0
Arrests per 100,000 population	4,273.5
Avg. number offenses/incident	1.07

Domestic Violence Victims		
Offense	Total	Arrests
Murder	0	0
Aggravated Assault	1	1
Simple Assault	2	3
Intimidation	0	0
Stalking	0	0
Forcible Rape	0	0
Forcible Sodomy	0	0
Sexual Assault w/Object	0	0
Forcible Fondling	0	0
Incest	0	0
Statutory Rape	0	0
Kidnapping/Abduction	0	0
<b>Total</b>	<b>3</b>	<b>4</b>

TIBRS Group B Arrests		
Offense	Adult	Juvenile
Bad Checks	0	0
Curfew/Vagrancy	0	0
Disorderly Conduct	1	0
DUI	13	0
Drunkenness	5	0
Family-Non Violent	1	0
Liquor Law Violation	9	1
Peeping Tom	0	0
Runaway	0	0
Trespass	0	0
All Other Offense	0	0
<b>Total Group B</b>	<b>29</b>	<b>1</b>

TIBRS Group A Offenses	Offenses		Arrests	
	Reported	Cleared	Adult	Juvenile
<b>Crimes Against Persons</b>				
Murder	0	0	0	0
Negligent Manslaughter	0	0	0	0
Kidnapping/Abduction	1	0	0	0
Forcible Rape	0	0	0	0
Forcible Sodomy	0	0	0	0
Sexual Assault w/Object	0	0	0	0
Forcible Fondling	0	0	0	0
Incest	0	0	0	0
Statutory Rape	0	0	0	0
Aggravated Assault	4	2	2	0
Simple Assault	9	6	7	0
Intimidation	3	2	1	0
Stalking	0	0	0	0
<b>Crimes Against Property</b>				
Arson	0	0	0	0
Bribery	0	0	0	0
Burglary	18	1	2	0
Counterfeiting/Forgery	0	0	0	0
Destruction/Damage/Vandalism	11	2	1	0
Embezzlement	0	0	0	0
Extortion/Blackmail	0	0	0	0
Fraud - False Pretenses	2	1	0	0
Fraud - Credit Card/ATM	0	0	0	0
Fraud - Impersonation	0	0	0	0
Fraud - Welfare	0	0	0	0
Fraud - Wire	0	0	0	0
Motor Vehicle Theft	6	1	2	2
Robbery	3	2	6	0
Stolen Property Offense	0	0	0	0
Theft - Pocket Picking	0	0	0	0
Theft - Purse Snatching	0	0	0	0
Theft - Shoplifting	0	0	1	0
Theft from Building	3	0	0	0
Theft from Coin Machine	0	0	0	0
Theft from Motor Vehicle	8	0	0	0
Theft of Motor Vehicle Parts	4	0	0	0
Theft - All Other Larceny	13	2	2	0
<b>Crimes Against Society</b>				
Drug/Narcotic Violations	8	8	8	0
Drug/Narcotic Equipment Violations	3	3	0	0
Gambling-Betting/Wagering	0	0	0	0
Gambling-Operating/Promoting	0	0	0	0
Gambling-Equipment Violation	0	0	0	0
Gambling-Sports Tampering	0	0	0	0
Pornography/Obscene Materials	0	0	0	0
Prostitution	0	0	0	0
Prostitution-Assisting/Promoting	0	0	0	0
Weapon Law Violations	2	2	1	0
<b>Total Group A Offenses</b>	<b>98</b>	<b>32</b>	<b>33</b>	<b>2</b>



# Cumberland City Police Department

<b>2001 Population Estimate</b>	<b>316</b>
<b>Offense Overview</b>	
Offense Total	15
Number Cleared	14
Percent Cleared	93.3%
Group A Crimes per 100,000 population	4,746.8
<b>Arrest Overview</b>	
Total Arrests	27
Adult Arrests	27
Juvenile Arrests	0
Unknown Age	0
Arrests per 100,000 population	8,544.3
Avg. number offenses/incident	1.33

Domestic Violence Victims		
Offense	Total	Arrests
Murder	0	0
Aggravated Assault	0	0
Simple Assault	1	1
Intimidation	0	0
Stalking	0	0
Forcible Rape	0	0
Forcible Sodomy	0	0
Sexual Assault w/Object	0	0
Forcible Fondling	0	0
Incest	0	0
Statutory Rape	0	0
Kidnapping/Abduction	0	0
<b>Total</b>	<b>1</b>	<b>1</b>

TIBRS Group B Arrests		
Offense	Adult	Juvenile
Bad Checks	0	0
Curfew/Vagrancy	0	0
Disorderly Conduct	0	0
DUI	6	0
Drunkenness	7	0
Family-Non Violent	0	0
Liquor Law Violation	0	0
Peeping Tom	0	0
Runaway	0	0
Trespass	0	0
All Other Offense	4	0
<b>Total Group B</b>	<b>17</b>	<b>0</b>

TIBRS Group A Offenses	Offenses		Arrests	
	Reported	Cleared	Adult	Juvenile
<b>Crimes Against Persons</b>				
Murder	0	0	0	0
Negligent Manslaughter	0	0	0	0
Kidnapping/Abduction	0	0	0	0
Forcible Rape	0	0	0	0
Forcible Sodomy	0	0	0	0
Sexual Assault w/Object	0	0	0	0
Forcible Fondling	0	0	0	0
Incest	0	0	0	0
Statutory Rape	0	0	0	0
Aggravated Assault	0	0	0	0
Simple Assault	2	2	2	0
Intimidation	0	0	0	0
Stalking	0	0	0	0
<b>Crimes Against Property</b>				
Arson	0	0	0	0
Bribery	0	0	0	0
Burglary	0	0	0	0
Counterfeiting/Forgery	0	0	0	0
Destruction/Damage/Vandalism	0	0	0	0
Embezzlement	0	0	0	0
Extortion/Blackmail	0	0	0	0
Fraud - False Pretenses	0	0	0	0
Fraud - Credit Card/ATM	0	0	0	0
Fraud - Impersonation	0	0	0	0
Fraud - Welfare	0	0	0	0
Fraud - Wire	0	0	0	0
Motor Vehicle Theft	0	0	0	0
Robbery	0	0	0	0
Stolen Property Offense	0	0	0	0
Theft - Pocket Picking	0	0	0	0
Theft - Purse Snatching	0	0	0	0
Theft - Shoplifting	0	0	0	0
Theft from Building	1	0	0	0
Theft from Coin Machine	0	0	0	0
Theft from Motor Vehicle	0	0	0	0
Theft of Motor Vehicle Parts	0	0	0	0
Theft - All Other Larceny	0	0	0	0
<b>Crimes Against Society</b>				
Drug/Narcotic Violations	6	6	7	0
Drug/Narcotic Equipment Violations	6	6	1	0
Gambling-Betting/Wagering	0	0	0	0
Gambling-Operating/Promoting	0	0	0	0
Gambling-Equipment Violation	0	0	0	0
Gambling-Sports Tampering	0	0	0	0
Pornography/Obscene Materials	0	0	0	0
Prostitution	0	0	0	0
Prostitution-Assisting/Promoting	0	0	0	0
Weapon Law Violations	0	0	0	0
<b>Total Group A Offenses</b>	<b>15</b>	<b>14</b>	<b>10</b>	<b>0</b>



# Cumberland Gap Police Department

<b>2001 Population Estimate</b>	<b>204</b>
<b>Offense Overview</b>	
Offense Total	11
Number Cleared	4
Percent Cleared	36.4%

Group A Crimes per 100,000 population	5,392.2
---------------------------------------	---------

<b>Arrest Overview</b>	
Total Arrests	4
Adult Arrests	4
Juvenile Arrests	0
Unknown Age	0

Arrests per 100,000 population	1,960.8
--------------------------------	---------

Avg. number offenses/incident	1.00
-------------------------------	------

### Domestic Violence Victims

Offense	Total	Arrests
Murder	0	0
Aggravated Assault	0	0
Simple Assault	0	0
Intimidation	0	0
Stalking	0	0
Forcible Rape	0	0
Forcible Sodomy	0	0
Sexual Assault w/Object	0	0
Forcible Fondling	0	0
Incest	0	0
Statutory Rape	0	0
Kidnapping/Abduction	0	0
<b>Total</b>	<b>0</b>	<b>0</b>

### TIBRS Group B Arrests

Offense	Adult	Juvenile
Bad Checks	0	0
Curfew/Vagrancy	0	0
Disorderly Conduct	0	0
DUI	0	0
Drunkenness	0	0
Family-Non Violent	0	0
Liquor Law Violation	0	0
Peeping Tom	0	0
Runaway	0	0
Trespass	0	0
All Other Offense	1	0
<b>Total Group B</b>	<b>1</b>	<b>0</b>

TIBRS Group A Offenses	Offenses		Arrests	
	Reported	Cleared	Adult	Juvenile
<b>Crimes Against Persons</b>				
Murder	0	0	0	0
Negligent Manslaughter	0	0	0	0
Kidnapping/Abduction	0	0	0	0
Forcible Rape	0	0	0	0
Forcible Sodomy	0	0	0	0
Sexual Assault w/Object	0	0	0	0
Forcible Fondling	0	0	0	0
Incest	0	0	0	0
Statutory Rape	0	0	0	0
Aggravated Assault	1	1	1	0
Simple Assault	1	1	0	0
Intimidation	0	0	0	0
Stalking	0	0	0	0
<b>Crimes Against Property</b>				
Arson	0	0	0	0
Bribery	0	0	0	0
Burglary	0	0	0	0
Counterfeiting/Forgery	0	0	0	0
Destruction/Damage/Vandalism	4	1	1	0
Embezzlement	0	0	0	0
Extortion/Blackmail	0	0	0	0
Fraud - False Pretenses	0	0	0	0
Fraud - Credit Card/ATM	1	0	0	0
Fraud - Impersonation	0	0	0	0
Fraud - Welfare	0	0	0	0
Fraud - Wire	0	0	0	0
Motor Vehicle Theft	0	0	1	0
Robbery	0	0	0	0
Stolen Property Offense	0	0	0	0
Theft - Pocket Picking	0	0	0	0
Theft - Purse Snatching	0	0	0	0
Theft - Shoplifting	0	0	0	0
Theft from Building	0	0	0	0
Theft from Coin Machine	0	0	0	0
Theft from Motor Vehicle	1	1	0	0
Theft of Motor Vehicle Parts	0	0	0	0
Theft - All Other Larceny	3	0	0	0
<b>Crimes Against Society</b>				
Drug/Narcotic Violations	0	0	0	0
Drug/Narcotic Equipment Violations	0	0	0	0
Gambling-Betting/Wagering	0	0	0	0
Gambling-Operating/Promoting	0	0	0	0
Gambling-Equipment Violation	0	0	0	0
Gambling-Sports Tampering	0	0	0	0
Pornography/Obscene Materials	0	0	0	0
Prostitution	0	0	0	0
Prostitution-Assisting/Promoting	0	0	0	0
Weapon Law Violations	0	0	0	0
<b>Total Group A Offenses</b>	<b>11</b>	<b>4</b>	<b>3</b>	<b>0</b>



# Dandridge Police Department

<b>2001 Population Estimate</b>	<b>2,078</b>
<b>Offense Overview</b>	
Offense Total	248
Number Cleared	93
Percent Cleared	37.5%
Group A Crimes per 100,000 population	11,934.6
<b>Arrest Overview</b>	
Total Arrests	129
Adult Arrests	120
Juvenile Arrests	9
Unknown Age	0
Arrests per 100,000 population	6,207.9
Avg. number offenses/incident	1.11

<b>Domestic Violence Victims</b>		
Offense	Total	Arrests
Murder	0	0
Aggravated Assault	0	0
Simple Assault	16	8
Intimidation	1	0
Stalking	1	0
Forcible Rape	1	1
Forcible Sodomy	0	0
Sexual Assault w/Object	0	0
Forcible Fondling	1	0
Incest	0	0
Statutory Rape	0	0
Kidnapping/Abduction	0	0
<b>Total</b>	<b>20</b>	<b>9</b>

<b>TIBRS Group B Arrests</b>		
Offense	Adult	Juvenile
Bad Checks	0	0
Curfew/Vagrancy	0	0
Disorderly Conduct	0	0
DUI	24	0
Drunkenness	29	0
Family-Non Violent	0	0
Liquor Law Violation	5	0
Peeping Tom	0	0
Runaway	0	1
Trespass	1	0
All Other Offense	4	1
<b>Total Group B</b>	<b>63</b>	<b>2</b>

<b>TIBRS Group A Offenses</b>	<b>Offenses</b>		<b>Arrests</b>	
	<b>Reported</b>	<b>Cleared</b>	<b>Adult</b>	<b>Juvenile</b>
<b>Crimes Against Persons</b>				
Murder	0	0	0	0
Negligent Manslaughter	0	0	0	0
Kidnapping/Abduction	0	0	0	0
Forcible Rape	2	2	0	1
Forcible Sodomy	0	0	0	0
Sexual Assault w/Object	0	0	0	0
Forcible Fondling	3	1	0	0
Incest	0	0	0	0
Statutory Rape	0	0	0	0
Aggravated Assault	2	2	2	0
Simple Assault	27	23	11	2
Intimidation	2	2	0	0
Stalking	0	0	0	0
<b>Crimes Against Property</b>				
Arson	1	0	0	0
Bribery	0	0	0	0
Burglary	15	7	7	0
Counterfeiting/Forgery	6	3	2	0
Destruction/Damage/Vandalism	31	2	0	0
Embezzlement	2	1	1	0
Extortion/Blackmail	0	0	0	0
Fraud - False Pretenses	8	2	2	0
Fraud - Credit Card/ATM	1	0	0	0
Fraud - Impersonation	0	0	0	0
Fraud - Welfare	0	0	0	0
Fraud - Wire	0	0	0	0
Motor Vehicle Theft	7	0	0	0
Robbery	0	0	0	0
Stolen Property Offense	0	0	0	0
Theft - Pocket Picking	0	0	0	0
Theft - Purse Snatching	0	0	0	0
Theft - Shoplifting	2	1	1	0
Theft from Building	21	8	4	1
Theft from Coin Machine	4	0	0	0
Theft from Motor Vehicle	14	0	0	0
Theft of Motor Vehicle Parts	6	1	1	0
Theft - All Other Larceny	61	5	2	0
<b>Crimes Against Society</b>				
Drug/Narcotic Violations	23	23	20	3
Drug/Narcotic Equipment Violations	6	6	1	0
Gambling-Betting/Wagering	0	0	0	0
Gambling-Operating/Promoting	0	0	0	0
Gambling-Equipment Violation	0	0	0	0
Gambling-Sports Tampering	0	0	0	0
Pornography/Obscene Materials	0	0	0	0
Prostitution	0	0	0	0
Prostitution-Assisting/Promoting	0	0	0	0
Weapon Law Violations	4	4	3	0
<b>Total Group A Offenses</b>	<b>248</b>	<b>93</b>	<b>57</b>	<b>7</b>



# Dayton Police Department

<b>2001 Population Estimate</b>	<b>6,180</b>
<b>Offense Overview</b>	
Offense Total	551
Number Cleared	186
Percent Cleared	33.8%
Group A Crimes per 100,000 population	8,915.9
<b>Arrest Overview</b>	
Total Arrests	427
Adult Arrests	407
Juvenile Arrests	20
Unknown Age	0
Arrests per 100,000 population	6,909.4
Avg. number offenses/incident	1.07

Domestic Violence Victims		
Offense	Total	Arrests
Murder	0	0
Aggravated Assault	4	2
Simple Assault	25	19
Intimidation	13	2
Stalking	0	0
Forcible Rape	0	0
Forcible Sodomy	0	0
Sexual Assault w/Object	0	0
Forcible Fondling	1	0
Incest	0	0
Statutory Rape	0	0
Kidnapping/Abduction	0	0
<b>Total</b>	<b>43</b>	<b>23</b>

TIBRS Group B Arrests		
Offense	Adult	Juvenile
Bad Checks	0	0
Curfew/Vagrancy	0	0
Disorderly Conduct	18	6
DUI	65	0
Drunkenness	129	0
Family-Non Violent	1	0
Liquor Law Violation	43	1
Peeping Tom	0	0
Runaway	0	1
Trespass	5	0
All Other Offense	4	1
<b>Total Group B</b>	<b>265</b>	<b>9</b>

TIBRS Group A Offenses	Offenses		Arrests	
	Reported	Cleared	Adult	Juvenile
<b>Crimes Against Persons</b>				
Murder	0	0	0	0
Negligent Manslaughter	0	0	0	0
Kidnapping/Abduction	1	0	0	0
Forcible Rape	1	0	0	0
Forcible Sodomy	0	0	0	0
Sexual Assault w/Object	0	0	0	0
Forcible Fondling	1	0	0	0
Incest	0	0	0	0
Statutory Rape	0	0	0	0
Aggravated Assault	13	5	4	0
Simple Assault	93	47	32	3
Intimidation	30	11	3	0
Stalking	1	0	0	0
<b>Crimes Against Property</b>				
Arson	0	0	0	0
Bribery	0	0	0	0
Burglary	41	9	10	1
Counterfeiting/Forgery	7	3	1	0
Destruction/Damage/Vandalism	94	12	2	0
Embezzlement	5	1	0	0
Extortion/Blackmail	0	0	0	0
Fraud - False Pretenses	7	4	4	0
Fraud - Credit Card/ATM	0	0	0	0
Fraud - Impersonation	2	2	1	0
Fraud - Welfare	0	0	0	0
Fraud - Wire	0	0	0	0
Motor Vehicle Theft	8	1	0	0
Robbery	6	2	2	0
Stolen Property Offense	0	0	0	0
Theft - Pocket Picking	0	0	0	0
Theft - Purse Snatching	1	0	0	0
Theft - Shoplifting	42	29	16	5
Theft from Building	41	6	6	0
Theft from Coin Machine	7	1	0	2
Theft from Motor Vehicle	28	3	3	0
Theft of Motor Vehicle Parts	16	2	1	0
Theft - All Other Larceny	62	4	4	0
<b>Crimes Against Society</b>				
Drug/Narcotic Violations	35	35	42	0
Drug/Narcotic Equipment Violations	6	6	8	0
Gambling-Betting/Wagering	0	0	0	0
Gambling-Operating/Promoting	0	0	0	0
Gambling-Equipment Violation	0	0	0	0
Gambling-Sports Tampering	0	0	0	0
Pornography/Obscene Materials	0	0	0	0
Prostitution	0	0	0	0
Prostitution-Assisting/Promoting	0	0	0	0
Weapon Law Violations	3	3	3	0
<b>Total Group A Offenses</b>	<b>551</b>	<b>186</b>	<b>142</b>	<b>11</b>



# Decatur Police Department

<b>2001 Population Estimate</b>	<b>1,395</b>
<b>Offense Overview</b>	
Offense Total	88
Number Cleared	19
Percent Cleared	21.6%
Group A Crimes per 100,000 population	6,308.2

<b>Arrest Overview</b>	
Total Arrests	33
Adult Arrests	32
Juvenile Arrests	1
Unknown Age	0
Arrests per 100,000 population	2,365.6
Avg. number offenses/incident	1.17

<b>Domestic Violence Victims</b>		
Offense	Total	Arrests
Murder	0	0
Aggravated Assault	1	1
Simple Assault	4	3
Intimidation	0	0
Stalking	0	0
Forcible Rape	0	0
Forcible Sodomy	0	0
Sexual Assault w/Object	0	0
Forcible Fondling	0	0
Incest	0	0
Statutory Rape	0	0
Kidnapping/Abduction	0	0
<b>Total</b>	<b>5</b>	<b>4</b>

<b>TIBRS Group B Arrests</b>		
Offense	Adult	Juvenile
Bad Checks	0	0
Curfew/Vagrancy	0	0
Disorderly Conduct	0	0
DUI	9	0
Drunkenness	8	0
Family-Non Violent	0	0
Liquor Law Violation	0	0
Peeping Tom	0	0
Runaway	0	0
Trespass	0	0
All Other Offense	0	0
<b>Total Group B</b>	<b>17</b>	<b>0</b>

<b>TIBRS Group A Offenses</b>	<b>Offenses</b>		<b>Arrests</b>	
	<b>Reported</b>	<b>Cleared</b>	<b>Adult</b>	<b>Juvenile</b>
<b>Crimes Against Persons</b>				
Murder	0	0	0	0
Negligent Manslaughter	0	0	0	0
Kidnapping/Abduction	0	0	0	0
Forcible Rape	1	0	0	0
Forcible Sodomy	0	0	0	0
Sexual Assault w/Object	0	0	0	0
Forcible Fondling	0	0	0	0
Incest	0	0	0	0
Statutory Rape	0	0	0	0
Aggravated Assault	2	1	1	0
Simple Assault	20	10	9	0
Intimidation	4	0	0	0
Stalking	0	0	0	0
<b>Crimes Against Property</b>				
Arson	0	0	0	0
Bribery	0	0	0	0
Burglary	6	0	0	0
Counterfeiting/Forgery	0	0	0	0
Destruction/Damage/Vandalism	16	1	1	0
Embezzlement	0	0	0	0
Extortion/Blackmail	0	0	0	0
Fraud - False Pretenses	2	1	0	0
Fraud - Credit Card/ATM	0	0	0	0
Fraud - Impersonation	0	0	0	0
Fraud - Welfare	0	0	0	0
Fraud - Wire	0	0	0	0
Motor Vehicle Theft	1	1	1	0
Robbery	0	0	0	0
Stolen Property Offense	0	0	0	0
Theft - Pocket Picking	0	0	0	0
Theft - Purse Snatching	0	0	0	0
Theft - Shoplifting	5	1	1	0
Theft from Building	4	1	0	0
Theft from Coin Machine	1	0	0	0
Theft from Motor Vehicle	7	1	0	1
Theft of Motor Vehicle Parts	7	1	1	0
Theft - All Other Larceny	11	0	0	0
<b>Crimes Against Society</b>				
Drug/Narcotic Violations	1	1	1	0
Drug/Narcotic Equipment Violations	0	0	0	0
Gambling-Betting/Wagering	0	0	0	0
Gambling-Operating/Promoting	0	0	0	0
Gambling-Equipment Violation	0	0	0	0
Gambling-Sports Tampering	0	0	0	0
Pornography/Obscene Materials	0	0	0	0
Prostitution	0	0	0	0
Prostitution-Assisting/Promoting	0	0	0	0
Weapon Law Violations	0	0	0	0
<b>Total Group A Offenses</b>	<b>88</b>	<b>19</b>	<b>15</b>	<b>1</b>



# Decaturville Police Department

**2001 Population Estimate** 859

**Offense Overview**

Offense Total 10  
 Number Cleared 7  
 Percent Cleared 70.0%

Group A Crimes per 100,000 population 1,164.1

**Arrest Overview**

Total Arrests 12  
 Adult Arrests 12  
 Juvenile Arrests 0  
 Unknown Age 0

Arrests per 100,000 population 1,397.0

Avg. number offenses/incident 1.11

**Domestic Violence Victims**

Offense	Total	Arrests
Murder	0	0
Aggravated Assault	0	0
Simple Assault	2	2
Intimidation	0	0
Stalking	0	0
Forcible Rape	0	0
Forcible Sodomy	0	0
Sexual Assault w/Object	0	0
Forcible Fondling	0	0
Incest	0	0
Statutory Rape	0	0
Kidnapping/Abduction	0	0
<b>Total</b>	<b>2</b>	<b>2</b>

**TIBRS Group B Arrests**

Offense	Adult	Juvenile
Bad Checks	0	0
Curfew/Vagrancy	0	0
Disorderly Conduct	0	0
DUI	2	0
Drunkenness	1	0
Family-Non Violent	0	0
Liquor Law Violation	0	0
Peeping Tom	0	0
Runaway	0	0
Trespass	0	0
All Other Offense	0	0
<b>Total Group B</b>	<b>3</b>	<b>0</b>

TIBRS Group A Offenses	Offenses		Arrests	
	Reported	Cleared	Adult	Juvenile
<b>Crimes Against Persons</b>				
Murder	0	0	0	0
Negligent Manslaughter	0	0	0	0
Kidnapping/Abduction	0	0	0	0
Forcible Rape	0	0	0	0
Forcible Sodomy	0	0	0	0
Sexual Assault w/Object	0	0	0	0
Forcible Fondling	0	0	0	0
Incest	0	0	0	0
Statutory Rape	0	0	0	0
Aggravated Assault	2	2	1	0
Simple Assault	3	3	3	0
Intimidation	1	0	0	0
Stalking	0	0	0	0
<b>Crimes Against Property</b>				
Arson	0	0	0	0
Bribery	0	0	0	0
Burglary	3	1	3	0
Counterfeiting/Forgery	1	1	2	0
Destruction/Damage/Vandalism	0	0	0	0
Embezzlement	0	0	0	0
Extortion/Blackmail	0	0	0	0
Fraud - False Pretenses	0	0	0	0
Fraud - Credit Card/ATM	0	0	0	0
Fraud - Impersonation	0	0	0	0
Fraud - Welfare	0	0	0	0
Fraud - Wire	0	0	0	0
Motor Vehicle Theft	0	0	0	0
Robbery	0	0	0	0
Stolen Property Offense	0	0	0	0
Theft - Pocket Picking	0	0	0	0
Theft - Purse Snatching	0	0	0	0
Theft - Shoplifting	0	0	0	0
Theft from Building	0	0	0	0
Theft from Coin Machine	0	0	0	0
Theft from Motor Vehicle	0	0	0	0
Theft of Motor Vehicle Parts	0	0	0	0
Theft - All Other Larceny	0	0	0	0
<b>Crimes Against Society</b>				
Drug/Narcotic Violations	0	0	0	0
Drug/Narcotic Equipment Violations	0	0	0	0
Gambling-Betting/Wagering	0	0	0	0
Gambling-Operating/Promoting	0	0	0	0
Gambling-Equipment Violation	0	0	0	0
Gambling-Sports Tampering	0	0	0	0
Pornography/Obscene Materials	0	0	0	0
Prostitution	0	0	0	0
Prostitution-Assisting/Promoting	0	0	0	0
Weapon Law Violations	0	0	0	0
<b>Total Group A Offenses</b>	<b>10</b>	<b>7</b>	<b>9</b>	<b>0</b>





# Decherd Police Department

<b>2001 Population Estimate</b>	<b>2,246</b>
<b>Offense Overview</b>	
Offense Total	290
Number Cleared	115
Percent Cleared	39.7%
Group A Crimes per 100,000 population	12,911.8

<b>Arrest Overview</b>	
Total Arrests	165
Adult Arrests	148
Juvenile Arrests	16
Unknown Age	1
Arrests per 100,000 population	7,346.4
Avg. number offenses/incident	1.15

Domestic Violence Victims		
Offense	Total	Arrests
Murder	0	0
Aggravated Assault	2	2
Simple Assault	15	12
Intimidation	6	0
Stalking	0	0
Forcible Rape	0	0
Forcible Sodomy	0	0
Sexual Assault w/Object	0	0
Forcible Fondling	0	0
Incest	0	0
Statutory Rape	0	0
Kidnapping/Abduction	0	0
<b>Total</b>	<b>23</b>	<b>14</b>

TIBRS Group B Arrests		
Offense	Adult	Juvenile
Bad Checks	0	0
Curfew/Vagrancy	0	0
Disorderly Conduct	0	0
DUI	29	0
Drunkenness	17	0
Family-Non Violent	2	0
Liquor Law Violation	8	3
Peeping Tom	0	0
Runaway	0	2
Trespass	0	0
All Other Offense	11	1
<b>Total Group B</b>	<b>67</b>	<b>6</b>

TIBRS Group A Offenses	Offenses		Arrests	
	Reported	Cleared	Adult	Juvenile
<b>Crimes Against Persons</b>				
Murder	0	0	0	0
Negligent Manslaughter	0	0	0	0
Kidnapping/Abduction	0	0	0	0
Forcible Rape	0	0	0	0
Forcible Sodomy	0	0	0	0
Sexual Assault w/Object	0	0	0	0
Forcible Fondling	1	1	1	0
Incest	0	0	0	0
Statutory Rape	0	0	0	0
Aggravated Assault	14	10	9	0
Simple Assault	45	27	19	2
Intimidation	29	1	1	0
Stalking	5	1	0	0
<b>Crimes Against Property</b>				
Arson	0	0	0	0
Bribery	0	0	0	0
Burglary	40	7	6	0
Counterfeiting/Forgery	1	0	0	0
Destruction/Damage/Vandalism	34	8	3	1
Embezzlement	0	0	0	0
Extortion/Blackmail	0	0	0	0
Fraud - False Pretenses	3	0	0	0
Fraud - Credit Card/ATM	2	0	0	0
Fraud - Impersonation	3	3	2	0
Fraud - Welfare	0	0	0	0
Fraud - Wire	0	0	0	0
Motor Vehicle Theft	6	1	0	1
Robbery	3	2	2	0
Stolen Property Offense	0	0	0	0
Theft - Pocket Picking	0	0	0	0
Theft - Purse Snatching	0	0	0	0
Theft - Shoplifting	15	8	8	2
Theft from Building	10	2	0	0
Theft from Coin Machine	1	0	0	0
Theft from Motor Vehicle	11	0	0	0
Theft of Motor Vehicle Parts	10	1	0	0
Theft - All Other Larceny	8	0	1	0
<b>Crimes Against Society</b>				
Drug/Narcotic Violations	28	24	21	4
Drug/Narcotic Equipment Violations	19	17	6	0
Gambling-Betting/Wagering	0	0	0	0
Gambling-Operating/Promoting	0	0	0	0
Gambling-Equipment Violation	0	0	0	0
Gambling-Sports Tampering	0	0	0	0
Pornography/Obscene Materials	0	0	0	0
Prostitution	0	0	0	0
Prostitution-Assisting/Promoting	0	0	0	0
Weapon Law Violations	2	2	2	0
<b>Total Group A Offenses</b>	<b>290</b>	<b>115</b>	<b>81</b>	<b>10</b>



# Dickson Police Department

**2001 Population Estimate** 12,244

**Offense Overview**

Offense Total 2,482  
 Number Cleared 1,124  
 Percent Cleared 45.3%

Group A Crimes per 100,000 population 20,271.2

**Arrest Overview**

Total Arrests 1,167  
 Adult Arrests 1,078  
 Juvenile Arrests 89  
 Unknown Age 0

Arrests per 100,000 population 9,531.2

Avg. number offenses/incident 1.09

**Domestic Violence Victims**

Offense	Total	Arrests
Murder	0	0
Aggravated Assault	23	12
Simple Assault	243	92
Intimidation	90	6
Stalking	3	1
Forcible Rape	3	0
Forcible Sodomy	1	0
Sexual Assault w/Object	0	0
Forcible Fondling	1	0
Incest	1	0
Statutory Rape	1	1
Kidnapping/Abduction	6	3
<b>Total</b>	<b>372</b>	<b>115</b>

**TIBRS Group B Arrests**

Offense	Adult	Juvenile
Bad Checks	0	0
Curfew/Vagrancy	0	1
Disorderly Conduct	11	2
DUI	132	4
Drunkenness	43	1
Family-Non Violent	2	0
Liquor Law Violation	2	12
Peeping Tom	0	0
Runaway	0	0
Trespass	16	0
All Other Offense	333	4
<b>Total Group B</b>	<b>539</b>	<b>24</b>

TIBRS Group A Offenses	Offenses		Arrests	
	Reported	Cleared	Adult	Juvenile
<b>Crimes Against Persons</b>				
Murder	0	0	0	0
Negligent Manslaughter	0	0	0	0
Kidnapping/Abduction	9	7	4	0
Forcible Rape	11	4	1	0
Forcible Sodomy	2	0	0	0
Sexual Assault w/Object	0	0	0	0
Forcible Fondling	10	2	0	0
Incest	1	1	0	0
Statutory Rape	5	4	2	0
Aggravated Assault	59	47	29	0
Simple Assault	517	382	162	12
Intimidation	295	152	21	1
Stalking	8	7	4	0
<b>Crimes Against Property</b>				
Arson	2	0	0	0
Bribery	0	0	0	0
Burglary	103	21	14	2
Counterfeiting/Forgery	95	36	24	0
Destruction/Damage/Vandalism	339	65	14	0
Embezzlement	17	8	5	0
Extortion/Blackmail	1	0	0	0
Fraud - False Pretenses	81	60	47	3
Fraud - Credit Card/ATM	7	2	2	0
Fraud - Impersonation	43	23	9	3
Fraud - Welfare	0	0	0	0
Fraud - Wire	0	0	0	0
Motor Vehicle Theft	59	16	10	2
Robbery	8	6	5	0
Stolen Property Offense	10	5	3	0
Theft - Pocket Picking	2	2	0	0
Theft - Purse Snatching	3	0	0	0
Theft - Shoplifting	117	94	74	33
Theft from Building	51	13	7	0
Theft from Coin Machine	14	0	1	0
Theft from Motor Vehicle	53	14	20	0
Theft of Motor Vehicle Parts	68	9	8	0
Theft - All Other Larceny	412	71	34	0
<b>Crimes Against Society</b>				
Drug/Narcotic Violations	58	53	37	8
Drug/Narcotic Equipment Violations	15	14	0	0
Gambling-Betting/Wagering	0	0	0	0
Gambling-Operating/Promoting	0	0	0	0
Gambling-Equipment Violation	0	0	0	0
Gambling-Sports Tampering	0	0	0	0
Pornography/Obscene Materials	1	0	0	0
Prostitution	0	0	0	0
Prostitution-Assisting/Promoting	0	0	0	0
Weapon Law Violations	6	6	2	1
<b>Total Group A Offenses</b>	<b>2,482</b>	<b>1,124</b>	<b>539</b>	<b>65</b>



# Dover Police Department

<b>2001 Population Estimate</b>	<b>1,442</b>
<b>Offense Overview</b>	
Offense Total	38
Number Cleared	19
Percent Cleared	50.0%
Group A Crimes per 100,000 population	2,635.2
<b>Arrest Overview</b>	
Total Arrests	46
Adult Arrests	37
Juvenile Arrests	9
Unknown Age	0
Arrests per 100,000 population	3,190.0
Avg. number offenses/incident	1.12

<b>Domestic Violence Victims</b>		
Offense	Total	Arrests
Murder	0	0
Aggravated Assault	0	0
Simple Assault	3	3
Intimidation	1	0
Stalking	0	0
Forcible Rape	0	0
Forcible Sodomy	0	0
Sexual Assault w/Object	0	0
Forcible Fondling	0	0
Incest	0	0
Statutory Rape	0	0
Kidnapping/Abduction	0	0
<b>Total</b>	<b>4</b>	<b>3</b>

<b>TIBRS Group B Arrests</b>		
Offense	Adult	Juvenile
Bad Checks	0	0
Curfew/Vagrancy	0	0
Disorderly Conduct	1	0
DUI	15	0
Drunkenness	5	1
Family-Non Violent	0	0
Liquor Law Violation	5	1
Peeping Tom	0	0
Runaway	0	1
Trespass	0	0
All Other Offense	0	0
<b>Total Group B</b>	<b>26</b>	<b>3</b>

<b>TIBRS Group A Offenses</b>	<b>Offenses</b>		<b>Arrests</b>	
	<b>Reported</b>	<b>Cleared</b>	<b>Adult</b>	<b>Juvenile</b>
<b>Crimes Against Persons</b>				
Murder	0	0	0	0
Negligent Manslaughter	0	0	0	0
Kidnapping/Abduction	0	0	0	0
Forcible Rape	1	1	1	0
Forcible Sodomy	0	0	0	0
Sexual Assault w/Object	0	0	0	0
Forcible Fondling	0	0	0	0
Incest	0	0	0	0
Statutory Rape	0	0	0	0
Aggravated Assault	1	1	0	1
Simple Assault	7	5	4	1
Intimidation	1	0	0	0
Stalking	1	0	0	0
<b>Crimes Against Property</b>				
Arson	0	0	0	0
Bribery	0	0	0	0
Burglary	2	0	0	0
Counterfeiting/Forgery	1	0	0	0
Destruction/Damage/Vandalism	5	1	1	0
Embezzlement	0	0	0	0
Extortion/Blackmail	0	0	0	0
Fraud - False Pretenses	1	0	0	0
Fraud - Credit Card/ATM	0	0	0	0
Fraud - Impersonation	1	1	1	0
Fraud - Welfare	0	0	0	0
Fraud - Wire	0	0	0	0
Motor Vehicle Theft	1	1	1	0
Robbery	0	0	0	0
Stolen Property Offense	0	0	0	0
Theft - Pocket Picking	0	0	0	0
Theft - Purse Snatching	0	0	0	0
Theft - Shoplifting	1	1	1	0
Theft from Building	3	0	0	0
Theft from Coin Machine	2	0	0	0
Theft from Motor Vehicle	2	1	1	0
Theft of Motor Vehicle Parts	0	0	0	0
Theft - All Other Larceny	1	0	0	0
<b>Crimes Against Society</b>				
Drug/Narcotic Violations	4	4	1	3
Drug/Narcotic Equipment Violations	3	3	0	1
Gambling-Betting/Wagering	0	0	0	0
Gambling-Operating/Promoting	0	0	0	0
Gambling-Equipment Violation	0	0	0	0
Gambling-Sports Tampering	0	0	0	0
Pornography/Obscene Materials	0	0	0	0
Prostitution	0	0	0	0
Prostitution-Assisting/Promoting	0	0	0	0
Weapon Law Violations	0	0	0	0
<b>Total Group A Offenses</b>	<b>38</b>	<b>19</b>	<b>11</b>	<b>6</b>



# Dresden Police Department

<b>2001 Population Estimate</b>	<b>2,855</b>
<b>Offense Overview</b>	
Offense Total	268
Number Cleared	103
Percent Cleared	38.4%
Group A Crimes per 100,000 population	9,387.0
<b>Arrest Overview</b>	
Total Arrests	154
Adult Arrests	138
Juvenile Arrests	16
Unknown Age	0
Arrests per 100,000 population	5,394.0
Avg. number offenses/incident	1.20

Domestic Violence Victims		
Offense	Total	Arrests
Murder	0	0
Aggravated Assault	0	0
Simple Assault	17	12
Intimidation	1	0
Stalking	1	0
Forcible Rape	0	0
Forcible Sodomy	0	0
Sexual Assault w/Object	0	0
Forcible Fondling	0	0
Incest	0	0
Statutory Rape	0	0
Kidnapping/Abduction	0	0
<b>Total</b>	<b>19</b>	<b>12</b>

TIBRS Group B Arrests		
Offense	Adult	Juvenile
Bad Checks	0	0
Curfew/Vagrancy	0	0
Disorderly Conduct	2	1
DUI	15	0
Drunkenness	18	0
Family-Non Violent	3	0
Liquor Law Violation	2	1
Peeping Tom	0	0
Runaway	0	1
Trespass	2	0
All Other Offense	17	2
<b>Total Group B</b>	<b>59</b>	<b>5</b>

TIBRS Group A Offenses	Offenses		Arrests	
	Reported	Cleared	Adult	Juvenile
<b>Crimes Against Persons</b>				
Murder	0	0	0	0
Negligent Manslaughter	0	0	0	0
Kidnapping/Abduction	1	1	0	1
Forcible Rape	0	0	0	0
Forcible Sodomy	0	0	0	0
Sexual Assault w/Object	1	1	0	0
Forcible Fondling	0	0	0	0
Incest	0	0	0	0
Statutory Rape	0	0	0	0
Aggravated Assault	2	0	0	0
Simple Assault	50	26	20	2
Intimidation	10	0	0	0
Stalking	5	0	1	0
<b>Crimes Against Property</b>				
Arson	1	1	0	1
Bribery	0	0	0	0
Burglary	23	4	4	0
Counterfeiting/Forgery	17	5	6	0
Destruction/Damage/Vandalism	27	3	3	3
Embezzlement	1	0	0	0
Extortion/Blackmail	0	0	0	0
Fraud - False Pretenses	24	6	0	0
Fraud - Credit Card/ATM	0	0	0	0
Fraud - Impersonation	1	0	0	0
Fraud - Welfare	0	0	0	0
Fraud - Wire	0	0	0	0
Motor Vehicle Theft	1	0	2	0
Robbery	1	1	0	0
Stolen Property Offense	2	2	4	0
Theft - Pocket Picking	0	0	0	0
Theft - Purse Snatching	0	0	0	0
Theft - Shoplifting	5	3	1	0
Theft from Building	2	1	0	1
Theft from Coin Machine	3	0	0	0
Theft from Motor Vehicle	18	7	1	0
Theft of Motor Vehicle Parts	14	2	0	0
Theft - All Other Larceny	21	2	2	0
<b>Crimes Against Society</b>				
Drug/Narcotic Violations	26	26	33	3
Drug/Narcotic Equipment Violations	10	10	0	0
Gambling-Betting/Wagering	0	0	0	0
Gambling-Operating/Promoting	0	0	0	0
Gambling-Equipment Violation	0	0	0	0
Gambling-Sports Tampering	0	0	0	0
Pornography/Obscene Materials	0	0	0	0
Prostitution	0	0	0	0
Prostitution-Assisting/Promoting	0	0	0	0
Weapon Law Violations	2	2	2	0
<b>Total Group A Offenses</b>	<b>268</b>	<b>103</b>	<b>79</b>	<b>11</b>



# Dunlap Police Department

<b>2001 Population Estimate</b>	<b>4,173</b>
<b>Offense Overview</b>	
Offense Total	404
Number Cleared	140
Percent Cleared	34.7%
Group A Crimes per 100,000 population	9,681.3

<b>Arrest Overview</b>	
Total Arrests	314
Adult Arrests	238
Juvenile Arrests	55
Unknown Age	21
Arrests per 100,000 population	7,524.6
Avg. number offenses/incident	1.01

Domestic Violence Victims		
Offense	Total	Arrests
Murder	0	0
Aggravated Assault	3	2
Simple Assault	4	3
Intimidation	1	0
Stalking	0	0
Forcible Rape	0	0
Forcible Sodomy	0	0
Sexual Assault w/Object	0	0
Forcible Fondling	0	0
Incest	1	0
Statutory Rape	0	0
Kidnapping/Abduction	0	0
<b>Total</b>	<b>9</b>	<b>5</b>

TIBRS Group B Arrests		
Offense	Adult	Juvenile
Bad Checks	0	0
Curfew/Vagrancy	0	11
Disorderly Conduct	16	3
DUI	24	1
Drunkenness	35	0
Family-Non Violent	0	0
Liquor Law Violation	18	10
Peeping Tom	0	0
Runaway	0	1
Trespass	4	0
All Other Offense	29	6
<b>Total Group B</b>	<b>126</b>	<b>32</b>

TIBRS Group A Offenses	Offenses		Arrests	
	Reported	Cleared	Adult	Juvenile
<b>Crimes Against Persons</b>				
Murder	0	0	0	0
Negligent Manslaughter	0	0	0	0
Kidnapping/Abduction	0	0	0	0
Forcible Rape	1	0	0	0
Forcible Sodomy	0	0	0	0
Sexual Assault w/Object	0	0	0	0
Forcible Fondling	0	0	0	0
Incest	1	0	0	0
Statutory Rape	0	0	0	0
Aggravated Assault	16	13	9	1
Simple Assault	47	32	31	2
Intimidation	8	3	2	0
Stalking	4	1	1	0
<b>Crimes Against Property</b>				
Arson	1	0	0	0
Bribery	0	0	0	0
Burglary	24	4	3	1
Counterfeiting/Forgery	1	0	0	0
Destruction/Damage/Vandalism	78	8	7	1
Embezzlement	0	0	0	0
Extortion/Blackmail	0	0	0	0
Fraud - False Pretenses	1	0	0	0
Fraud - Credit Card/ATM	1	0	0	0
Fraud - Impersonation	2	0	0	0
Fraud - Welfare	0	0	0	0
Fraud - Wire	0	0	0	0
Motor Vehicle Theft	26	3	2	0
Robbery	0	0	0	0
Stolen Property Offense	0	0	0	0
Theft - Pocket Picking	0	0	0	0
Theft - Purse Snatching	0	0	0	0
Theft - Shoplifting	6	1	1	0
Theft from Building	39	10	6	6
Theft from Coin Machine	1	0	0	0
Theft from Motor Vehicle	37	2	2	0
Theft of Motor Vehicle Parts	9	0	0	0
Theft - All Other Larceny	40	5	5	0
<b>Crimes Against Society</b>				
Drug/Narcotic Violations	30	30	23	6
Drug/Narcotic Equipment Violations	23	20	14	5
Gambling-Betting/Wagering	0	0	0	0
Gambling-Operating/Promoting	0	0	0	0
Gambling-Equipment Violation	0	0	0	0
Gambling-Sports Tampering	0	0	0	0
Pornography/Obscene Materials	0	0	0	0
Prostitution	0	0	0	0
Prostitution-Assisting/Promoting	0	0	0	0
Weapon Law Violations	8	8	6	1
<b>Total Group A Offenses</b>	<b>404</b>	<b>140</b>	<b>112</b>	<b>23</b>



# Dyer Police Department

<b>2001 Population Estimate</b>	<b>2,406</b>
<b>Offense Overview</b>	
Offense Total	82
Number Cleared	43
Percent Cleared	52.4%
Group A Crimes per 100,000 population	3,408.1
<b>Arrest Overview</b>	
Total Arrests	59
Adult Arrests	58
Juvenile Arrests	1
Unknown Age	0
Arrests per 100,000 population	2,452.2
Avg. number offenses/incident	1.21

Domestic Violence Victims		
Offense	Total	Arrests
Murder	0	0
Aggravated Assault	1	1
Simple Assault	3	1
Intimidation	1	0
Stalking	0	0
Forcible Rape	0	0
Forcible Sodomy	0	0
Sexual Assault w/Object	0	0
Forcible Fondling	0	0
Incest	0	0
Statutory Rape	0	0
Kidnapping/Abduction	0	0
<b>Total</b>	<b>5</b>	<b>2</b>

TIBRS Group B Arrests		
Offense	Adult	Juvenile
Bad Checks	12	0
Curfew/Vagrancy	0	0
Disorderly Conduct	3	0
DUI	5	0
Drunkness	3	0
Family-Non Violent	1	0
Liquor Law Violation	0	0
Peeping Tom	0	0
Runaway	0	0
Trespass	0	0
All Other Offense	1	0
<b>Total Group B</b>	<b>25</b>	<b>0</b>

TIBRS Group A Offenses	Offenses		Arrests	
	Reported	Cleared	Adult	Juvenile
<b>Crimes Against Persons</b>				
Murder	0	0	0	0
Negligent Manslaughter	0	0	0	0
Kidnapping/Abduction	0	0	0	0
Forcible Rape	1	1	1	0
Forcible Sodomy	0	0	0	0
Sexual Assault w/Object	0	0	0	0
Forcible Fondling	0	0	0	0
Incest	0	0	0	0
Statutory Rape	1	1	0	0
Aggravated Assault	3	2	2	0
Simple Assault	10	5	2	0
Intimidation	5	0	0	0
Stalking	1	0	0	0
<b>Crimes Against Property</b>				
Arson	0	0	0	0
Bribery	0	0	0	0
Burglary	3	0	0	0
Counterfeiting/Forgery	0	0	0	0
Destruction/Damage/Vandalism	3	0	0	0
Embezzlement	0	0	0	0
Extortion/Blackmail	0	0	0	0
Fraud - False Pretenses	0	0	0	0
Fraud - Credit Card/ATM	0	0	0	0
Fraud - Impersonation	0	0	0	0
Fraud - Welfare	0	0	0	0
Fraud - Wire	0	0	0	0
Motor Vehicle Theft	4	0	0	0
Robbery	0	0	0	0
Stolen Property Offense	0	0	0	0
Theft - Pocket Picking	0	0	0	0
Theft - Purse Snatching	0	0	0	0
Theft - Shoplifting	2	2	2	0
Theft from Building	12	1	0	1
Theft from Coin Machine	0	0	0	0
Theft from Motor Vehicle	1	0	0	0
Theft of Motor Vehicle Parts	1	0	0	0
Theft - All Other Larceny	5	1	2	0
<b>Crimes Against Society</b>				
Drug/Narcotic Violations	19	19	22	0
Drug/Narcotic Equipment Violations	9	9	0	0
Gambling-Betting/Wagering	0	0	0	0
Gambling-Operating/Promoting	0	0	0	0
Gambling-Equipment Violation	0	0	0	0
Gambling-Sports Tampering	0	0	0	0
Pornography/Obscene Materials	0	0	0	0
Prostitution	0	0	0	0
Prostitution-Assisting/Promoting	0	0	0	0
Weapon Law Violations	2	2	2	0
<b>Total Group A Offenses</b>	<b>82</b>	<b>43</b>	<b>33</b>	<b>1</b>



# Dyersburg Police Department

<b>2001 Population Estimate</b>	<b>17,452</b>
<b>Offense Overview</b>	
Offense Total	3,462
Number Cleared	1,033
Percent Cleared	29.8%
Group A Crimes per 100,000 population	19,837.3
<b>Arrest Overview</b>	
Total Arrests	1,408
Adult Arrests	1,182
Juvenile Arrests	226
Unknown Age	0
Arrests per 100,000 population	8,067.8
Avg. number offenses/incident	1.14

<b>Domestic Violence Victims</b>		
Offense	Total	Arrests
Murder	0	0
Aggravated Assault	50	26
Simple Assault	259	140
Intimidation	46	14
Stalking	7	0
Forcible Rape	2	1
Forcible Sodomy	0	0
Sexual Assault w/Object	0	0
Forcible Fondling	10	1
Incest	0	0
Statutory Rape	0	0
Kidnapping/Abduction	7	4
<b>Total</b>	<b>381</b>	<b>186</b>

<b>TIBRS Group B Arrests</b>		
Offense	Adult	Juvenile
Bad Checks	0	0
Curfew/Vagrancy	33	0
Disorderly Conduct	24	13
DUI	99	1
Drunkenness	121	4
Family-Non Violent	0	0
Liquor Law Violation	34	4
Peeping Tom	0	0
Runaway	0	23
Trespass	15	1
All Other Offense	129	12
<b>Total Group B</b>	<b>455</b>	<b>58</b>

<b>TIBRS Group A Offenses</b>	<b>Offenses</b>		<b>Arrests</b>	
	<b>Reported</b>	<b>Cleared</b>	<b>Adult</b>	<b>Juvenile</b>
<b>Crimes Against Persons</b>				
Murder	0	0	0	0
Negligent Manslaughter	0	0	0	0
Kidnapping/Abduction	23	13	12	0
Forcible Rape	14	3	1	0
Forcible Sodomy	2	1	1	0
Sexual Assault w/Object	0	0	0	0
Forcible Fondling	32	8	2	1
Incest	0	0	0	0
Statutory Rape	6	1	0	0
Aggravated Assault	192	105	76	16
Simple Assault	799	350	252	34
Intimidation	285	50	38	0
Stalking	39	7	6	0
<b>Crimes Against Property</b>				
Arson	3	1	1	0
Bribery	0	0	0	0
Burglary	206	36	22	8
Counterfeiting/Forgery	43	13	11	1
Destruction/Damage/Vandalism	428	57	18	13
Embezzlement	5	3	5	0
Extortion/Blackmail	0	0	0	0
Fraud - False Pretenses	32	11	5	0
Fraud - Credit Card/ATM	13	1	0	0
Fraud - Impersonation	15	7	5	1
Fraud - Welfare	0	0	0	0
Fraud - Wire	0	0	0	0
Motor Vehicle Theft	71	14	8	9
Robbery	24	12	14	0
Stolen Property Offense	0	0	0	0
Theft - Pocket Picking	0	0	0	0
Theft - Purse Snatching	1	0	0	0
Theft - Shoplifting	167	104	88	45
Theft from Building	99	16	3	9
Theft from Coin Machine	5	1	2	0
Theft from Motor Vehicle	142	10	8	2
Theft of Motor Vehicle Parts	148	7	6	0
Theft - All Other Larceny	392	37	23	8
<b>Crimes Against Society</b>				
Drug/Narcotic Violations	207	107	105	18
Drug/Narcotic Equipment Violations	40	34	7	0
Gambling-Betting/Wagering	0	0	0	0
Gambling-Operating/Promoting	0	0	0	0
Gambling-Equipment Violation	0	0	0	0
Gambling-Sports Tampering	0	0	0	0
Pornography/Obscene Materials	1	0	0	0
Prostitution	0	0	0	0
Prostitution-Assisting/Promoting	0	0	0	0
Weapon Law Violations	28	24	8	3
<b>Total Group A Offenses</b>	<b>3,462</b>	<b>1,033</b>	<b>727</b>	<b>168</b>



# Eagleville Police Department

**2001 Population Estimate**                      **464**

**Offense Overview**

Offense Total                                      10  
 Number Cleared                                3  
 Percent Cleared                                30.0%

Group A Crimes per 100,000  
 population                                      2,155.2

**Arrest Overview**

Total Arrests                                    1  
 Adult Arrests                                    1  
 Juvenile Arrests                                0  
 Unknown Age                                    0

Arrests per 100,000 population            215.5

Avg. number offenses/incident            1.00

Domestic Violence Victims		
Offense	Total	Arrests
Murder	0	0
Aggravated Assault	1	0
Simple Assault	0	0
Intimidation	0	0
Stalking	0	0
Forcible Rape	0	0
Forcible Sodomy	0	0
Sexual Assault w/Object	0	0
Forcible Fondling	0	0
Incest	0	0
Statutory Rape	0	0
Kidnapping/Abduction	0	0
<b>Total</b>	<b>1</b>	<b>0</b>

TIBRS Group B Arrests		
Offense	Adult	Juvenile
Bad Checks	0	0
Curfew/Vagrancy	0	0
Disorderly Conduct	0	0
DUI	0	0
Drunkenness	0	0
Family-Non Violent	0	0
Liquor Law Violation	0	0
Peeping Tom	0	0
Runaway	0	0
Trespass	0	0
All Other Offense	0	0
<b>Total Group B</b>	<b>0</b>	<b>0</b>

TIBRS Group A Offenses	Offenses		Arrests	
	Reported	Cleared	Adult	Juvenile
<b>Crimes Against Persons</b>				
Murder	0	0	0	0
Negligent Manslaughter	0	0	0	0
Kidnapping/Abduction	0	0	0	0
Forcible Rape	0	0	0	0
Forcible Sodomy	0	0	0	0
Sexual Assault w/Object	0	0	0	0
Forcible Fondling	0	0	0	0
Incest	0	0	0	0
Statutory Rape	0	0	0	0
Aggravated Assault	2	1	0	0
Simple Assault	1	1	0	0
Intimidation	0	0	0	0
Stalking	0	0	0	0
<b>Crimes Against Property</b>				
Arson	0	0	0	0
Bribery	0	0	0	0
Burglary	1	0	0	0
Counterfeiting/Forgery	1	0	0	0
Destruction/Damage/Vandalism	0	0	0	0
Embezzlement	0	0	0	0
Extortion/Blackmail	0	0	0	0
Fraud - False Pretenses	0	0	0	0
Fraud - Credit Card/ATM	0	0	0	0
Fraud - Impersonation	0	0	0	0
Fraud - Welfare	0	0	0	0
Fraud - Wire	0	0	0	0
Motor Vehicle Theft	0	0	0	0
Robbery	0	0	0	0
Stolen Property Offense	0	0	0	0
Theft - Pocket Picking	0	0	0	0
Theft - Purse Snatching	0	0	0	0
Theft - Shoplifting	0	0	0	0
Theft from Building	2	0	0	0
Theft from Coin Machine	0	0	0	0
Theft from Motor Vehicle	0	0	0	0
Theft of Motor Vehicle Parts	1	0	0	0
Theft - All Other Larceny	2	1	1	0
<b>Crimes Against Society</b>				
Drug/Narcotic Violations	0	0	0	0
Drug/Narcotic Equipment Violations	0	0	0	0
Gambling-Betting/Wagering	0	0	0	0
Gambling-Operating/Promoting	0	0	0	0
Gambling-Equipment Violation	0	0	0	0
Gambling-Sports Tampering	0	0	0	0
Pornography/Obscene Materials	0	0	0	0
Prostitution	0	0	0	0
Prostitution-Assisting/Promoting	0	0	0	0
Weapon Law Violations	0	0	0	0
<b>Total Group A Offenses</b>	<b>10</b>	<b>3</b>	<b>1</b>	<b>0</b>





# East Ridge Police Department

<b>2001 Population Estimate</b>	<b>20,640</b>
<b>Offense Overview</b>	
Offense Total	2,647
Number Cleared	833
Percent Cleared	31.5%
Group A Crimes per 100,000 population	12,824.6
<b>Arrest Overview</b>	
Total Arrests	1,252
Adult Arrests	1,132
Juvenile Arrests	117
Unknown Age	3
Arrests per 100,000 population	6,065.9
Avg. number offenses/incident	1.14

<b>Domestic Violence Victims</b>		
Offense	Total	Arrests
Murder	0	0
Aggravated Assault	19	10
Simple Assault	100	48
Intimidation	58	2
Stalking	0	0
Forcible Rape	1	0
Forcible Sodomy	0	0
Sexual Assault w/Object	0	0
Forcible Fondling	3	0
Incest	1	0
Statutory Rape	0	0
Kidnapping/Abduction	1	1
<b>Total</b>	<b>183</b>	<b>61</b>

<b>TIBRS Group B Arrests</b>		
Offense	Adult	Juvenile
Bad Checks	37	1
Curfew/Vagrancy	0	2
Disorderly Conduct	25	18
DUI	170	3
Drunkenness	76	2
Family-Non Violent	0	0
Liquor Law Violation	38	4
Peeping Tom	0	0
Runaway	0	11
Trespass	3	1
All Other Offense	298	10
<b>Total Group B</b>	<b>647</b>	<b>52</b>

<b>TIBRS Group A Offenses</b>	<b>Offenses</b>		<b>Arrests</b>	
	Reported	Cleared	Adult	Juvenile
<b>Crimes Against Persons</b>				
Murder	0	0	0	0
Negligent Manslaughter	0	0	0	0
Kidnapping/Abduction	1	1	1	0
Forcible Rape	6	5	2	0
Forcible Sodomy	1	0	0	0
Sexual Assault w/Object	1	0	0	0
Forcible Fondling	15	13	1	0
Incest	1	1	0	0
Statutory Rape	4	3	0	0
Aggravated Assault	78	54	35	3
Simple Assault	322	200	108	8
Intimidation	269	49	4	0
Stalking	2	0	0	0
<b>Crimes Against Property</b>				
Arson	6	1	0	1
Bribery	0	0	0	0
Burglary	224	24	16	3
Counterfeiting/Forgery	81	29	20	0
Destruction/Damage/Vandalism	271	24	6	2
Embezzlement	15	9	5	1
Extortion/Blackmail	0	0	0	0
Fraud - False Pretenses	71	22	5	0
Fraud - Credit Card/ATM	21	3	1	0
Fraud - Impersonation	8	0	4	0
Fraud - Welfare	0	0	0	0
Fraud - Wire	2	0	0	0
Motor Vehicle Theft	87	12	11	2
Robbery	17	5	4	1
Stolen Property Offense	3	3	2	0
Theft - Pocket Picking	0	0	0	0
Theft - Purse Snatching	2	1	0	0
Theft - Shoplifting	136	73	60	9
Theft from Building	97	7	1	0
Theft from Coin Machine	14	1	1	0
Theft from Motor Vehicle	238	10	5	4
Theft of Motor Vehicle Parts	128	6	1	0
Theft - All Other Larceny	283	50	18	7
<b>Crimes Against Society</b>				
Drug/Narcotic Violations	141	131	133	21
Drug/Narcotic Equipment Violations	81	78	28	2
Gambling-Betting/Wagering	0	0	0	0
Gambling-Operating/Promoting	1	1	2	0
Gambling-Equipment Violation	1	1	1	0
Gambling-Sports Tampering	0	0	0	0
Pornography/Obscene Materials	0	0	0	0
Prostitution	1	1	0	0
Prostitution-Assisting/Promoting	0	0	0	0
Weapon Law Violations	18	15	10	1
<b>Total Group A Offenses</b>	<b>2,647</b>	<b>833</b>	<b>485</b>	<b>65</b>



# Elizabethton Police Department

<b>2001 Population Estimate</b>	<b>13,372</b>
<b>Offense Overview</b>	
Offense Total	1,860
Number Cleared	511
Percent Cleared	27.5%
Group A Crimes per 100,000 population	13,909.7
<b>Arrest Overview</b>	
Total Arrests	739
Adult Arrests	602
Juvenile Arrests	137
Unknown Age	0
Arrests per 100,000 population	5,526.5
Avg. number offenses/incident	1.19

Domestic Violence Victims		
Offense	Total	Arrests
Murder	0	0
Aggravated Assault	13	9
Simple Assault	86	29
Intimidation	20	0
Stalking	6	0
Forcible Rape	0	0
Forcible Sodomy	0	0
Sexual Assault w/Object	0	0
Forcible Fondling	0	0
Incest	0	0
Statutory Rape	0	0
Kidnapping/Abduction	0	0
<b>Total</b>	<b>125</b>	<b>38</b>

TIBRS Group B Arrests		
Offense	Adult	Juvenile
Bad Checks	4	0
Curfew/Vagrancy	0	0
Disorderly Conduct	4	6
DUI	88	4
Drunkenness	88	0
Family-Non Violent	15	0
Liquor Law Violation	18	10
Peeping Tom	0	0
Runaway	0	7
Trespass	15	2
All Other Offense	62	3
<b>Total Group B</b>	<b>294</b>	<b>32</b>

TIBRS Group A Offenses	Offenses		Arrests	
	Reported	Cleared	Adult	Juvenile
<b>Crimes Against Persons</b>				
Murder	0	0	0	0
Negligent Manslaughter	0	0	0	0
Kidnapping/Abduction	4	0	0	0
Forcible Rape	7	3	1	0
Forcible Sodomy	1	1	1	0
Sexual Assault w/Object	1	1	0	2
Forcible Fondling	12	6	3	0
Incest	0	0	0	0
Statutory Rape	2	2	2	0
Aggravated Assault	63	36	20	2
Simple Assault	258	99	53	7
Intimidation	167	15	5	2
Stalking	21	4	3	0
<b>Crimes Against Property</b>				
Arson	3	1	0	1
Bribery	0	0	0	0
Burglary	137	10	3	4
Counterfeiting/Forgery	64	20	17	0
Destruction/Damage/Vandalism	304	29	8	9
Embezzlement	6	1	1	0
Extortion/Blackmail	0	0	0	0
Fraud - False Pretenses	26	8	4	0
Fraud - Credit Card/ATM	5	0	0	0
Fraud - Impersonation	16	11	7	1
Fraud - Welfare	0	0	0	0
Fraud - Wire	1	0	0	0
Motor Vehicle Theft	35	7	3	1
Robbery	1	0	0	0
Stolen Property Offense	5	5	1	0
Theft - Pocket Picking	1	0	0	0
Theft - Purse Snatching	0	0	0	0
Theft - Shoplifting	142	123	91	68
Theft from Building	60	6	3	2
Theft from Coin Machine	14	0	0	0
Theft from Motor Vehicle	118	11	6	2
Theft of Motor Vehicle Parts	102	6	2	0
Theft - All Other Larceny	178	21	14	2
<b>Crimes Against Society</b>				
Drug/Narcotic Violations	55	42	37	2
Drug/Narcotic Equipment Violations	46	38	18	0
Gambling-Betting/Wagering	0	0	0	0
Gambling-Operating/Promoting	0	0	0	0
Gambling-Equipment Violation	0	0	0	0
Gambling-Sports Tampering	0	0	0	0
Pornography/Obscene Materials	0	0	0	0
Prostitution	0	0	0	0
Prostitution-Assisting/Promoting	0	0	0	0
Weapon Law Violations	5	5	5	0
<b>Total Group A Offenses</b>	<b>1,860</b>	<b>511</b>	<b>308</b>	<b>105</b>



# Elkton Police Department

<b>2001 Population Estimate</b>	<b>510</b>
<b>Offense Overview</b>	
Offense Total	6
Number Cleared	2
Percent Cleared	33.3%
Group A Crimes per 100,000 population	1,176.5
<b>Arrest Overview</b>	
Total Arrests	4
Adult Arrests	4
Juvenile Arrests	0
Unknown Age	0
Arrests per 100,000 population	784.3
Avg. number offenses/incident	1.00

Domestic Violence Victims		
Offense	Total	Arrests
Murder	0	0
Aggravated Assault	0	0
Simple Assault	0	0
Intimidation	0	0
Stalking	0	0
Forcible Rape	0	0
Forcible Sodomy	0	0
Sexual Assault w/Object	0	0
Forcible Fondling	0	0
Incest	0	0
Statutory Rape	0	0
Kidnapping/Abduction	0	0
<b>Total</b>	<b>0</b>	<b>0</b>

TIBRS Group B Arrests		
Offense	Adult	Juvenile
Bad Checks	0	0
Curfew/Vagrancy	0	0
Disorderly Conduct	1	0
DUI	1	0
Drunkenness	0	0
Family-Non Violent	0	0
Liquor Law Violation	0	0
Peeping Tom	0	0
Runaway	0	0
Trespass	0	0
All Other Offense	0	0
<b>Total Group B</b>	<b>2</b>	<b>0</b>

TIBRS Group A Offenses	Offenses		Arrests	
	Reported	Cleared	Adult	Juvenile
<b>Crimes Against Persons</b>				
Murder	0	0	0	0
Negligent Manslaughter	0	0	0	0
Kidnapping/Abduction	0	0	0	0
Forcible Rape	0	0	0	0
Forcible Sodomy	0	0	0	0
Sexual Assault w/Object	0	0	0	0
Forcible Fondling	0	0	0	0
Incest	0	0	0	0
Statutory Rape	0	0	0	0
Aggravated Assault	0	0	0	0
Simple Assault	0	0	0	0
Intimidation	0	0	0	0
Stalking	0	0	0	0
<b>Crimes Against Property</b>				
Arson	0	0	0	0
Bribery	0	0	0	0
Burglary	0	0	0	0
Counterfeiting/Forgery	2	0	0	0
Destruction/Damage/Vandalism	2	1	1	0
Embezzlement	0	0	0	0
Extortion/Blackmail	0	0	0	0
Fraud - False Pretenses	0	0	0	0
Fraud - Credit Card/ATM	0	0	0	0
Fraud - Impersonation	0	0	0	0
Fraud - Welfare	0	0	0	0
Fraud - Wire	0	0	0	0
Motor Vehicle Theft	0	0	0	0
Robbery	0	0	0	0
Stolen Property Offense	0	0	0	0
Theft - Pocket Picking	0	0	0	0
Theft - Purse Snatching	0	0	0	0
Theft - Shoplifting	0	0	0	0
Theft from Building	0	0	0	0
Theft from Coin Machine	0	0	0	0
Theft from Motor Vehicle	0	0	0	0
Theft of Motor Vehicle Parts	1	0	0	0
Theft - All Other Larceny	0	0	0	0
<b>Crimes Against Society</b>				
Drug/Narcotic Violations	1	1	1	0
Drug/Narcotic Equipment Violations	0	0	0	0
Gambling-Betting/Wagering	0	0	0	0
Gambling-Operating/Promoting	0	0	0	0
Gambling-Equipment Violation	0	0	0	0
Gambling-Sports Tampering	0	0	0	0
Pornography/Obscene Materials	0	0	0	0
Prostitution	0	0	0	0
Prostitution-Assisting/Promoting	0	0	0	0
Weapon Law Violations	0	0	0	0
<b>Total Group A Offenses</b>	<b>6</b>	<b>2</b>	<b>2</b>	<b>0</b>



# Englewood Police Department

<b>2001 Population Estimate</b>	<b>1,590</b>
<b>Offense Overview</b>	
Offense Total	109
Number Cleared	24
Percent Cleared	22.0%
Group A Crimes per 100,000 population	6,855.3
<b>Arrest Overview</b>	
Total Arrests	40
Adult Arrests	39
Juvenile Arrests	1
Unknown Age	0
Arrests per 100,000 population	2,515.7
Avg. number offenses/incident	1.07

Domestic Violence Victims		
Offense	Total	Arrests
Murder	0	0
Aggravated Assault	1	0
Simple Assault	9	4
Intimidation	2	0
Stalking	0	0
Forcible Rape	0	0
Forcible Sodomy	0	0
Sexual Assault w/Object	0	0
Forcible Fondling	0	0
Incest	0	0
Statutory Rape	0	0
Kidnapping/Abduction	0	0
<b>Total</b>	<b>12</b>	<b>4</b>

TIBRS Group B Arrests		
Offense	Adult	Juvenile
Bad Checks	0	0
Curfew/Vagrancy	0	0
Disorderly Conduct	1	0
DUI	12	0
Drunkness	7	0
Family-Non Violent	1	1
Liquor Law Violation	0	0
Peeping Tom	0	0
Runaway	0	0
Trespass	2	0
All Other Offense	1	0
<b>Total Group B</b>	<b>24</b>	<b>1</b>

TIBRS Group A Offenses	Offenses		Arrests	
	Reported	Cleared	Adult	Juvenile
<b>Crimes Against Persons</b>				
Murder	1	1	0	0
Negligent Manslaughter	0	0	0	0
Kidnapping/Abduction	0	0	0	0
Forcible Rape	0	0	0	0
Forcible Sodomy	0	0	0	0
Sexual Assault w/Object	0	0	0	0
Forcible Fondling	1	0	0	0
Incest	0	0	0	0
Statutory Rape	0	0	0	0
Aggravated Assault	4	0	0	0
Simple Assault	15	6	5	0
Intimidation	5	0	0	0
Stalking	0	0	0	0
<b>Crimes Against Property</b>				
Arson	2	1	0	0
Bribery	0	0	0	0
Burglary	17	0	0	0
Counterfeiting/Forgery	0	0	0	0
Destruction/Damage/Vandalism	19	3	1	0
Embezzlement	0	0	0	0
Extortion/Blackmail	0	0	0	0
Fraud - False Pretenses	0	0	0	0
Fraud - Credit Card/ATM	0	0	0	0
Fraud - Impersonation	0	0	0	0
Fraud - Welfare	0	0	0	0
Fraud - Wire	0	0	0	0
Motor Vehicle Theft	3	0	0	0
Robbery	0	0	0	0
Stolen Property Offense	0	0	0	0
Theft - Pocket Picking	0	0	0	0
Theft - Purse Snatching	0	0	0	0
Theft - Shoplifting	3	1	1	0
Theft from Building	1	0	0	0
Theft from Coin Machine	1	0	0	0
Theft from Motor Vehicle	9	0	0	0
Theft of Motor Vehicle Parts	1	0	0	0
Theft - All Other Larceny	15	0	0	0
<b>Crimes Against Society</b>				
Drug/Narcotic Violations	7	7	6	0
Drug/Narcotic Equipment Violations	4	4	1	0
Gambling-Betting/Wagering	0	0	0	0
Gambling-Operating/Promoting	0	0	0	0
Gambling-Equipment Violation	0	0	0	0
Gambling-Sports Tampering	0	0	0	0
Pornography/Obscene Materials	0	0	0	0
Prostitution	0	0	0	0
Prostitution-Assisting/Promoting	0	0	0	0
Weapon Law Violations	1	1	1	0
<b>Total Group A Offenses</b>	<b>109</b>	<b>24</b>	<b>15</b>	<b>0</b>



# Erin Police Department

<b>2001 Population Estimate</b>	<b>1,490</b>
<b>Offense Overview</b>	
Offense Total	123
Number Cleared	59
Percent Cleared	48.0%
Group A Crimes per 100,000 population	8,255.0

<b>Arrest Overview</b>	
Total Arrests	115
Adult Arrests	106
Juvenile Arrests	9
Unknown Age	0
Arrests per 100,000 population	7,718.1
Avg. number offenses/incident	1.07

Domestic Violence Victims		
Offense	Total	Arrests
Murder	0	0
Aggravated Assault	1	0
Simple Assault	8	8
Intimidation	2	2
Stalking	0	0
Forcible Rape	0	0
Forcible Sodomy	0	0
Sexual Assault w/Object	0	0
Forcible Fondling	0	0
Incest	0	0
Statutory Rape	0	0
Kidnapping/Abduction	0	0
<b>Total</b>	<b>11</b>	<b>10</b>

TIBRS Group B Arrests		
Offense	Adult	Juvenile
Bad Checks	0	0
Curfew/Vagrancy	0	0
Disorderly Conduct	7	0
DUI	20	0
Drunkenness	11	1
Family-Non Violent	4	0
Liquor Law Violation	3	1
Peeping Tom	0	0
Runaway	0	0
Trespass	2	0
All Other Offense	8	0
<b>Total Group B</b>	<b>55</b>	<b>2</b>

TIBRS Group A Offenses	Offenses		Arrests	
	Reported	Cleared	Adult	Juvenile
<b>Crimes Against Persons</b>				
Murder	0	0	0	0
Negligent Manslaughter	0	0	0	0
Kidnapping/Abduction	0	0	0	0
Forcible Rape	0	0	0	0
Forcible Sodomy	0	0	0	0
Sexual Assault w/Object	0	0	0	0
Forcible Fondling	1	1	0	0
Incest	0	0	0	0
Statutory Rape	0	0	0	0
Aggravated Assault	6	6	3	1
Simple Assault	23	19	17	2
Intimidation	9	7	7	0
Stalking	1	1	1	0
<b>Crimes Against Property</b>				
Arson	0	0	0	0
Bribery	0	0	0	0
Burglary	13	3	1	2
Counterfeiting/Forgery	3	3	3	0
Destruction/Damage/Vandalism	14	5	2	0
Embezzlement	0	0	0	0
Extortion/Blackmail	0	0	0	0
Fraud - False Pretenses	0	0	0	0
Fraud - Credit Card/ATM	0	0	0	0
Fraud - Impersonation	0	0	0	0
Fraud - Welfare	0	0	0	0
Fraud - Wire	0	0	0	0
Motor Vehicle Theft	5	0	0	0
Robbery	0	0	0	0
Stolen Property Offense	0	0	0	0
Theft - Pocket Picking	0	0	0	0
Theft - Purse Snatching	1	1	0	2
Theft - Shoplifting	3	2	3	0
Theft from Building	12	1	1	0
Theft from Coin Machine	4	0	0	0
Theft from Motor Vehicle	5	0	0	0
Theft of Motor Vehicle Parts	3	0	0	0
Theft - All Other Larceny	12	2	1	0
<b>Crimes Against Society</b>				
Drug/Narcotic Violations	6	6	9	0
Drug/Narcotic Equipment Violations	1	1	1	0
Gambling-Betting/Wagering	0	0	0	0
Gambling-Operating/Promoting	0	0	0	0
Gambling-Equipment Violation	0	0	0	0
Gambling-Sports Tampering	0	0	0	0
Pornography/Obscene Materials	0	0	0	0
Prostitution	0	0	0	0
Prostitution-Assisting/Promoting	0	0	0	0
Weapon Law Violations	1	1	2	0
<b>Total Group A Offenses</b>	<b>123</b>	<b>59</b>	<b>51</b>	<b>7</b>



# Erwin Police Department

<b>2001 Population Estimate</b>	<b>5,610</b>
<b>Offense Overview</b>	
Offense Total	383
Number Cleared	80
Percent Cleared	20.9%
Group A Crimes per 100,000 population	6,827.1
<b>Arrest Overview</b>	
Total Arrests	220
Adult Arrests	204
Juvenile Arrests	15
Unknown Age	1
Arrests per 100,000 population	3,921.6
Avg. number offenses/incident	1.06

Domestic Violence Victims		
Offense	Total	Arrests
Murder	0	0
Aggravated Assault	2	1
Simple Assault	18	11
Intimidation	7	6
Stalking	0	0
Forcible Rape	0	0
Forcible Sodomy	0	0
Sexual Assault w/Object	0	0
Forcible Fondling	0	0
Incest	0	0
Statutory Rape	0	0
Kidnapping/Abduction	0	0
<b>Total</b>	<b>27</b>	<b>18</b>

TIBRS Group B Arrests		
Offense	Adult	Juvenile
Bad Checks	0	0
Curfew/Vagrancy	0	4
Disorderly Conduct	9	1
DUI	43	1
Drunkness	66	0
Family-Non Violent	0	0
Liquor Law Violation	7	4
Peeping Tom	0	0
Runaway	0	1
Trespass	4	3
All Other Offense	3	0
<b>Total Group B</b>	<b>132</b>	<b>14</b>

TIBRS Group A Offenses	Offenses		Arrests	
	Reported	Cleared	Adult	Juvenile
<b>Crimes Against Persons</b>				
Murder	0	0	0	0
Negligent Manslaughter	0	0	0	0
Kidnapping/Abduction	0	0	0	0
Forcible Rape	0	0	0	0
Forcible Sodomy	0	0	0	0
Sexual Assault w/Object	0	0	0	0
Forcible Fondling	0	0	0	0
Incest	0	0	0	0
Statutory Rape	0	0	0	0
Aggravated Assault	9	4	5	0
Simple Assault	47	29	24	1
Intimidation	11	8	8	0
Stalking	3	0	0	0
<b>Crimes Against Property</b>				
Arson	0	0	0	0
Bribery	0	0	0	0
Burglary	50	7	5	0
Counterfeiting/Forgery	12	0	0	0
Destruction/Damage/Vandalism	54	2	1	0
Embezzlement	8	3	4	0
Extortion/Blackmail	0	0	0	0
Fraud - False Pretenses	3	1	1	0
Fraud - Credit Card/ATM	1	1	1	0
Fraud - Impersonation	1	0	0	0
Fraud - Welfare	0	0	0	0
Fraud - Wire	0	0	0	0
Motor Vehicle Theft	9	3	4	0
Robbery	2	1	1	0
Stolen Property Offense	0	0	0	0
Theft - Pocket Picking	1	0	0	0
Theft - Purse Snatching	0	0	0	0
Theft - Shoplifting	4	1	1	0
Theft from Building	38	0	0	0
Theft from Coin Machine	3	0	0	0
Theft from Motor Vehicle	29	4	4	0
Theft of Motor Vehicle Parts	13	0	0	0
Theft - All Other Larceny	71	3	3	0
<b>Crimes Against Society</b>				
Drug/Narcotic Violations	11	11	9	0
Drug/Narcotic Equipment Violations	2	2	1	0
Gambling-Betting/Wagering	0	0	0	0
Gambling-Operating/Promoting	0	0	0	0
Gambling-Equipment Violation	0	0	0	0
Gambling-Sports Tampering	0	0	0	0
Pornography/Obscene Materials	1	0	0	0
Prostitution	0	0	0	0
Prostitution-Assisting/Promoting	0	0	0	0
Weapon Law Violations	0	0	0	0
<b>Total Group A Offenses</b>	<b>383</b>	<b>80</b>	<b>72</b>	<b>1</b>



# Estill Springs Police Department

<b>2001 Population Estimate</b>	<b>2,152</b>
<b>Offense Overview</b>	
Offense Total	140
Number Cleared	39
Percent Cleared	27.9%
Group A Crimes per 100,000 population	6,505.6
<b>Arrest Overview</b>	
Total Arrests	84
Adult Arrests	77
Juvenile Arrests	7
Unknown Age	0
Arrests per 100,000 population	3,903.3
Avg. number offenses/incident	1.07

Domestic Violence Victims		
Offense	Total	Arrests
Murder	0	0
Aggravated Assault	2	2
Simple Assault	5	5
Intimidation	0	0
Stalking	0	0
Forcible Rape	0	0
Forcible Sodomy	0	0
Sexual Assault w/Object	0	0
Forcible Fondling	0	0
Incest	0	0
Statutory Rape	0	0
Kidnapping/Abduction	0	0
<b>Total</b>	<b>7</b>	<b>7</b>

TIBRS Group B Arrests		
Offense	Adult	Juvenile
Bad Checks	0	0
Curfew/Vagrancy	0	0
Disorderly Conduct	0	0
DUI	28	1
Drunkenness	10	0
Family-Non Violent	0	0
Liquor Law Violation	2	2
Peeping Tom	0	0
Runaway	0	0
Trespass	1	4
All Other Offense	2	0
<b>Total Group B</b>	<b>43</b>	<b>7</b>

TIBRS Group A Offenses	Offenses		Arrests	
	Reported	Cleared	Adult	Juvenile
<b>Crimes Against Persons</b>				
Murder	0	0	0	0
Negligent Manslaughter	0	0	0	0
Kidnapping/Abduction	0	0	0	0
Forcible Rape	0	0	0	0
Forcible Sodomy	0	0	0	0
Sexual Assault w/Object	0	0	0	0
Forcible Fondling	0	0	0	0
Incest	0	0	0	0
Statutory Rape	0	0	0	0
Aggravated Assault	7	5	2	0
Simple Assault	13	7	7	0
Intimidation	21	1	0	0
Stalking	1	0	0	0
<b>Crimes Against Property</b>				
Arson	1	0	0	0
Bribery	0	0	0	0
Burglary	9	0	0	0
Counterfeiting/Forgery	0	0	0	0
Destruction/Damage/Vandalism	18	1	1	0
Embezzlement	0	0	0	0
Extortion/Blackmail	0	0	0	0
Fraud - False Pretenses	2	0	0	0
Fraud - Credit Card/ATM	0	0	0	0
Fraud - Impersonation	0	0	0	0
Fraud - Welfare	0	0	0	0
Fraud - Wire	0	0	0	0
Motor Vehicle Theft	3	0	0	0
Robbery	0	0	0	0
Stolen Property Offense	0	0	0	0
Theft - Pocket Picking	0	0	0	0
Theft - Purse Snatching	0	0	0	0
Theft - Shoplifting	0	0	0	0
Theft from Building	2	0	0	0
Theft from Coin Machine	0	0	0	0
Theft from Motor Vehicle	4	0	0	0
Theft of Motor Vehicle Parts	4	0	0	0
Theft - All Other Larceny	32	2	2	0
<b>Crimes Against Society</b>				
Drug/Narcotic Violations	17	17	20	0
Drug/Narcotic Equipment Violations	6	6	2	0
Gambling-Betting/Wagering	0	0	0	0
Gambling-Operating/Promoting	0	0	0	0
Gambling-Equipment Violation	0	0	0	0
Gambling-Sports Tampering	0	0	0	0
Pornography/Obscene Materials	0	0	0	0
Prostitution	0	0	0	0
Prostitution-Assisting/Promoting	0	0	0	0
Weapon Law Violations	0	0	0	0
<b>Total Group A Offenses</b>	<b>140</b>	<b>39</b>	<b>34</b>	<b>0</b>



# Ethridge Police Department

**2001 Population Estimate**                      **536**

**Offense Overview**

Offense Total                                      26  
 Number Cleared                                3  
 Percent Cleared                                11.5%

Group A Crimes per 100,000  
 population                                      4,850.7

**Arrest Overview**

Total Arrests                                    3  
 Adult Arrests                                    3  
 Juvenile Arrests                                0  
 Unknown Age                                    0

Arrests per 100,000 population            559.7

Avg. number offenses/incident            1.04

**Domestic Violence Victims**

Offense	Total	Arrests
Murder	0	0
Aggravated Assault	1	1
Simple Assault	3	1
Intimidation	0	0
Stalking	0	0
Forcible Rape	0	0
Forcible Sodomy	0	0
Sexual Assault w/Object	0	0
Forcible Fondling	0	0
Incest	0	0
Statutory Rape	0	0
Kidnapping/Abduction	0	0
<b>Total</b>	<b>4</b>	<b>2</b>

**TIBRS Group B Arrests**

Offense	Adult	Juvenile
Bad Checks	0	0
Curfew/Vagrancy	0	0
Disorderly Conduct	0	0
DUI	0	0
Drunkness	0	0
Family-Non Violent	0	0
Liquor Law Violation	0	0
Peeping Tom	0	0
Runaway	0	0
Trespass	0	0
All Other Offense	0	0
<b>Total Group B</b>	<b>0</b>	<b>0</b>

TIBRS Group A Offenses	Offenses		Arrests	
	Reported	Cleared	Adult	Juvenile
<b>Crimes Against Persons</b>				
Murder	0	0	0	0
Negligent Manslaughter	0	0	0	0
Kidnapping/Abduction	0	0	0	0
Forcible Rape	0	0	0	0
Forcible Sodomy	0	0	0	0
Sexual Assault w/Object	0	0	0	0
Forcible Fondling	0	0	0	0
Incest	0	0	0	0
Statutory Rape	0	0	0	0
Aggravated Assault	3	1	1	0
Simple Assault	6	1	1	0
Intimidation	0	0	0	0
Stalking	0	0	0	0
<b>Crimes Against Property</b>				
Arson	0	0	0	0
Bribery	0	0	0	0
Burglary	2	0	0	0
Counterfeiting/Forgery	0	0	0	0
Destruction/Damage/Vandalism	4	0	0	0
Embezzlement	0	0	0	0
Extortion/Blackmail	0	0	0	0
Fraud - False Pretenses	0	0	0	0
Fraud - Credit Card/ATM	0	0	0	0
Fraud - Impersonation	0	0	0	0
Fraud - Welfare	0	0	0	0
Fraud - Wire	0	0	0	0
Motor Vehicle Theft	0	0	0	0
Robbery	0	0	0	0
Stolen Property Offense	0	0	0	0
Theft - Pocket Picking	0	0	0	0
Theft - Purse Snatching	0	0	0	0
Theft - Shoplifting	0	0	0	0
Theft from Building	6	0	0	0
Theft from Coin Machine	0	0	0	0
Theft from Motor Vehicle	0	0	0	0
Theft of Motor Vehicle Parts	1	0	0	0
Theft - All Other Larceny	2	0	0	0
<b>Crimes Against Society</b>				
Drug/Narcotic Violations	1	0	0	0
Drug/Narcotic Equipment Violations	0	0	0	0
Gambling-Betting/Wagering	0	0	0	0
Gambling-Operating/Promoting	0	0	0	0
Gambling-Equipment Violation	0	0	0	0
Gambling-Sports Tampering	0	0	0	0
Pornography/Obscene Materials	0	0	0	0
Prostitution	0	0	0	0
Prostitution-Assisting/Promoting	0	0	0	0
Weapon Law Violations	1	1	1	0
<b>Total Group A Offenses</b>	<b>26</b>	<b>3</b>	<b>3</b>	<b>0</b>





# Etowah Police Department

<b>2001 Population Estimate</b>	<b>3,663</b>
<b>Offense Overview</b>	
Offense Total	659
Number Cleared	155
Percent Cleared	23.5%
Group A Crimes per 100,000 population	17,990.7

<b>Arrest Overview</b>	
Total Arrests	153
Adult Arrests	150
Juvenile Arrests	2
Unknown Age	1
Arrests per 100,000 population	4,176.9
Avg. number offenses/incident	1.18

Domestic Violence Victims		
Offense	Total	Arrests
Murder	0	0
Aggravated Assault	6	5
Simple Assault	47	13
Intimidation	44	1
Stalking	0	0
Forcible Rape	1	0
Forcible Sodomy	0	0
Sexual Assault w/Object	0	0
Forcible Fondling	0	0
Incest	1	0
Statutory Rape	0	0
Kidnapping/Abduction	0	0
<b>Total</b>	<b>99</b>	<b>19</b>

TIBRS Group B Arrests		
Offense	Adult	Juvenile
Bad Checks	0	0
Curfew/Vagrancy	0	0
Disorderly Conduct	3	1
DUI	31	0
Drunkenness	14	0
Family-Non Violent	1	0
Liquor Law Violation	1	0
Peeping Tom	0	0
Runaway	0	0
Trespass	1	0
All Other Offense	34	0
<b>Total Group B</b>	<b>85</b>	<b>1</b>

TIBRS Group A Offenses	Offenses		Arrests	
	Reported	Cleared	Adult	Juvenile
<b>Crimes Against Persons</b>				
Murder	0	0	0	0
Negligent Manslaughter	0	0	0	0
Kidnapping/Abduction	0	0	0	0
Forcible Rape	2	1	0	0
Forcible Sodomy	0	0	0	0
Sexual Assault w/Object	0	0	0	0
Forcible Fondling	6	2	0	0
Incest	1	1	0	0
Statutory Rape	0	0	0	0
Aggravated Assault	39	13	6	0
Simple Assault	102	30	19	1
Intimidation	78	11	2	0
Stalking	0	0	0	0
<b>Crimes Against Property</b>				
Arson	1	0	0	0
Bribery	0	0	0	0
Burglary	31	3	2	0
Counterfeiting/Forgery	7	1	1	0
Destruction/Damage/Vandalism	109	11	4	0
Embezzlement	1	0	0	0
Extortion/Blackmail	0	0	0	0
Fraud - False Pretenses	8	2	1	0
Fraud - Credit Card/ATM	2	2	0	0
Fraud - Impersonation	4	0	0	0
Fraud - Welfare	0	0	0	0
Fraud - Wire	0	0	0	0
Motor Vehicle Theft	13	2	0	0
Robbery	1	1	1	0
Stolen Property Offense	0	0	0	0
Theft - Pocket Picking	1	0	0	0
Theft - Purse Snatching	2	1	0	0
Theft - Shoplifting	15	8	7	0
Theft from Building	41	4	1	0
Theft from Coin Machine	5	0	0	0
Theft from Motor Vehicle	57	4	0	0
Theft of Motor Vehicle Parts	9	1	0	0
Theft - All Other Larceny	70	4	0	0
<b>Crimes Against Society</b>				
Drug/Narcotic Violations	29	29	16	0
Drug/Narcotic Equipment Violations	21	20	4	0
Gambling-Betting/Wagering	0	0	0	0
Gambling-Operating/Promoting	0	0	0	0
Gambling-Equipment Violation	0	0	0	0
Gambling-Sports Tampering	0	0	0	0
Pornography/Obscene Materials	0	0	0	0
Prostitution	0	0	0	0
Prostitution-Assisting/Promoting	0	0	0	0
Weapon Law Violations	4	4	1	0
<b>Total Group A Offenses</b>	<b>659</b>	<b>155</b>	<b>65</b>	<b>1</b>



# Fairview Police Department

<b>2001 Population Estimate</b>	<b>5,800</b>
<b>Offense Overview</b>	
Offense Total	411
Number Cleared	109
Percent Cleared	26.5%
Group A Crimes per 100,000 population	7,086.2
<b>Arrest Overview</b>	
Total Arrests	213
Adult Arrests	197
Juvenile Arrests	12
Unknown Age	4
Arrests per 100,000 population	3,672.4
Avg. number offenses/incident	1.05

Domestic Violence Victims		
Offense	Total	Arrests
Murder	0	0
Aggravated Assault	1	1
Simple Assault	33	17
Intimidation	44	5
Stalking	0	0
Forcible Rape	0	0
Forcible Sodomy	1	0
Sexual Assault w/Object	0	0
Forcible Fondling	1	1
Incest	2	1
Statutory Rape	0	0
Kidnapping/Abduction	0	0
<b>Total</b>	<b>82</b>	<b>25</b>

TIBRS Group B Arrests		
Offense	Adult	Juvenile
Bad Checks	22	0
Curfew/Vagrancy	0	0
Disorderly Conduct	1	0
DUI	29	0
Drunkenness	9	1
Family-Non Violent	0	0
Liquor Law Violation	2	2
Peeping Tom	0	0
Runaway	0	2
Trespass	2	0
All Other Offense	36	1
<b>Total Group B</b>	<b>101</b>	<b>6</b>

TIBRS Group A Offenses	Offenses		Arrests	
	Reported	Cleared	Adult	Juvenile
<b>Crimes Against Persons</b>				
Murder	0	0	0	0
Negligent Manslaughter	0	0	0	0
Kidnapping/Abduction	0	0	0	0
Forcible Rape	4	0	0	0
Forcible Sodomy	1	0	0	0
Sexual Assault w/Object	0	0	0	0
Forcible Fondling	7	1	1	0
Incest	2	1	0	1
Statutory Rape	2	1	1	0
Aggravated Assault	0	0	7	0
Simple Assault	72	36	31	1
Intimidation	110	21	15	2
Stalking	1	1	1	0
<b>Crimes Against Property</b>				
Arson	1	0	0	0
Bribery	0	0	0	0
Burglary	27	2	2	0
Counterfeiting/Forgery	1	0	0	0
Destruction/Damage/Vandalism	37	7	6	0
Embezzlement	1	0	0	0
Extortion/Blackmail	2	1	1	0
Fraud - False Pretenses	7	1	1	0
Fraud - Credit Card/ATM	3	0	0	0
Fraud - Impersonation	2	1	1	0
Fraud - Welfare	0	0	0	0
Fraud - Wire	0	0	0	0
Motor Vehicle Theft	9	1	1	0
Robbery	0	0	0	0
Stolen Property Offense	0	0	0	0
Theft - Pocket Picking	1	0	0	0
Theft - Purse Snatching	1	0	0	0
Theft - Shoplifting	7	4	3	1
Theft from Building	13	3	2	0
Theft from Coin Machine	3	0	0	0
Theft from Motor Vehicle	20	1	0	0
Theft of Motor Vehicle Parts	8	1	1	0
Theft - All Other Larceny	40	2	2	0
<b>Crimes Against Society</b>				
Drug/Narcotic Violations	17	14	14	1
Drug/Narcotic Equipment Violations	7	6	4	0
Gambling-Betting/Wagering	0	0	0	0
Gambling-Operating/Promoting	0	0	0	0
Gambling-Equipment Violation	0	0	0	0
Gambling-Sports Tampering	0	0	0	0
Pornography/Obscene Materials	0	0	0	0
Prostitution	1	0	0	0
Prostitution-Assisting/Promoting	0	0	0	0
Weapon Law Violations	4	4	2	0
<b>Total Group A Offenses</b>	<b>411</b>	<b>109</b>	<b>96</b>	<b>6</b>



# Fayetteville Police Department

<b>2001 Population Estimate</b>	<b>6,994</b>
<b>Offense Overview</b>	
Offense Total	874
Number Cleared	328
Percent Cleared	37.5%
Group A Crimes per 100,000 population	12,496.4

<b>Arrest Overview</b>	
Total Arrests	557
Adult Arrests	470
Juvenile Arrests	86
Unknown Age	1
Arrests per 100,000 population	7,964.0
Avg. number offenses/incident	1.12

Domestic Violence Victims		
Offense	Total	Arrests
Murder	0	0
Aggravated Assault	5	4
Simple Assault	47	28
Intimidation	5	1
Stalking	0	0
Forcible Rape	0	0
Forcible Sodomy	0	0
Sexual Assault w/Object	0	0
Forcible Fondling	2	0
Incest	0	0
Statutory Rape	0	0
Kidnapping/Abduction	0	0
<b>Total</b>	<b>59</b>	<b>33</b>

TIBRS Group B Arrests		
Offense	Adult	Juvenile
Bad Checks	4	0
Curfew/Vagrancy	0	4
Disorderly Conduct	29	7
DUI	68	1
Drunkenness	66	0
Family-Non Violent	3	0
Liquor Law Violation	21	9
Peeping Tom	0	0
Runaway	0	1
Trespass	7	0
All Other Offense	30	1
<b>Total Group B</b>	<b>228</b>	<b>23</b>

TIBRS Group A Offenses	Offenses		Arrests	
	Reported	Cleared	Adult	Juvenile
<b>Crimes Against Persons</b>				
Murder	0	0	0	0
Negligent Manslaughter	0	0	0	0
Kidnapping/Abduction	0	0	0	0
Forcible Rape	2	1	1	0
Forcible Sodomy	0	0	0	0
Sexual Assault w/Object	0	0	0	0
Forcible Fondling	2	2	0	0
Incest	0	0	0	0
Statutory Rape	1	0	0	0
Aggravated Assault	46	32	22	7
Simple Assault	165	92	70	12
Intimidation	43	5	3	0
Stalking	4	0	0	0
<b>Crimes Against Property</b>				
Arson	0	0	0	0
Bribery	0	0	0	0
Burglary	67	4	3	3
Counterfeiting/Forgery	18	4	6	0
Destruction/Damage/Vandalism	88	11	4	5
Embezzlement	4	1	1	0
Extortion/Blackmail	0	0	0	0
Fraud - False Pretenses	20	1	0	0
Fraud - Credit Card/ATM	5	1	1	0
Fraud - Impersonation	0	0	0	0
Fraud - Welfare	0	0	0	0
Fraud - Wire	0	0	0	0
Motor Vehicle Theft	23	6	4	2
Robbery	6	3	1	0
Stolen Property Offense	0	0	0	0
Theft - Pocket Picking	1	0	0	0
Theft - Purse Snatching	0	0	0	0
Theft - Shoplifting	32	31	21	18
Theft from Building	62	11	5	1
Theft from Coin Machine	6	3	0	0
Theft from Motor Vehicle	46	0	0	0
Theft of Motor Vehicle Parts	37	1	0	0
Theft - All Other Larceny	80	4	4	1
<b>Crimes Against Society</b>				
Drug/Narcotic Violations	70	70	76	11
Drug/Narcotic Equipment Violations	21	21	8	3
Gambling-Betting/Wagering	0	0	0	0
Gambling-Operating/Promoting	0	0	0	0
Gambling-Equipment Violation	0	0	0	0
Gambling-Sports Tampering	0	0	0	0
Pornography/Obscene Materials	0	0	0	0
Prostitution	0	0	0	0
Prostitution-Assisting/Promoting	0	0	0	0
Weapon Law Violations	25	24	12	0
<b>Total Group A Offenses</b>	<b>874</b>	<b>328</b>	<b>242</b>	<b>63</b>



# Franklin Police Department

<b>2001 Population Estimate</b>	<b>41,842</b>
<b>Offense Overview</b>	
Offense Total	2,515
Number Cleared	1,052
Percent Cleared	41.8%
Group A Crimes per 100,000 population	6,010.7
<b>Arrest Overview</b>	
Total Arrests	1,457
Adult Arrests	1,166
Juvenile Arrests	291
Unknown Age	0
Arrests per 100,000 population	3,482.1
Avg. number offenses/incident	1.12

Domestic Violence Victims		
Offense	Total	Arrests
Murder	0	0
Aggravated Assault	19	11
Simple Assault	123	62
Intimidation	21	4
Stalking	0	0
Forcible Rape	1	0
Forcible Sodomy	0	0
Sexual Assault w/Object	3	0
Forcible Fondling	6	2
Incest	0	0
Statutory Rape	0	0
Kidnapping/Abduction	6	1
<b>Total</b>	<b>179</b>	<b>80</b>

TIBRS Group B Arrests		
Offense	Adult	Juvenile
Bad Checks	2	0
Curfew/Vagrancy	0	6
Disorderly Conduct	18	25
DUI	165	3
Drunkenness	55	1
Family-Non Violent	1	0
Liquor Law Violation	16	6
Peeping Tom	0	0
Runaway	0	22
Trespass	11	1
All Other Offense	256	34
<b>Total Group B</b>	<b>524</b>	<b>98</b>

TIBRS Group A Offenses	Offenses		Arrests	
	Reported	Cleared	Adult	Juvenile
<b>Crimes Against Persons</b>				
Murder	0	0	0	0
Negligent Manslaughter	0	0	0	0
Kidnapping/Abduction	12	7	3	0
Forcible Rape	8	1	1	0
Forcible Sodomy	1	0	0	1
Sexual Assault w/Object	3	0	0	0
Forcible Fondling	21	9	0	0
Incest	0	0	0	0
Statutory Rape	2	1	0	0
Aggravated Assault	56	37	20	5
Simple Assault	295	182	131	8
Intimidation	121	41	25	2
Stalking	8	2	1	0
<b>Crimes Against Property</b>				
Arson	4	0	0	0
Bribery	0	0	0	0
Burglary	129	25	13	11
Counterfeiting/Forgery	68	25	16	0
Destruction/Damage/Vandalism	322	42	12	2
Embezzlement	33	25	18	0
Extortion/Blackmail	1	0	0	0
Fraud - False Pretenses	43	16	10	1
Fraud - Credit Card/ATM	37	14	2	3
Fraud - Impersonation	26	13	9	1
Fraud - Welfare	0	0	0	0
Fraud - Wire	0	0	0	0
Motor Vehicle Theft	78	24	15	6
Robbery	15	6	6	1
Stolen Property Offense	7	6	4	1
Theft - Pocket Picking	5	0	1	0
Theft - Purse Snatching	2	1	0	0
Theft - Shoplifting	269	201	137	88
Theft from Building	208	23	20	3
Theft from Coin Machine	4	1	0	1
Theft from Motor Vehicle	121	8	6	2
Theft of Motor Vehicle Parts	123	15	5	13
Theft - All Other Larceny	149	25	27	3
<b>Crimes Against Society</b>				
Drug/Narcotic Violations	210	176	123	28
Drug/Narcotic Equipment Violations	93	88	22	8
Gambling-Betting/Wagering	0	0	0	0
Gambling-Operating/Promoting	1	1	0	0
Gambling-Equipment Violation	0	0	0	0
Gambling-Sports Tampering	0	0	0	0
Pornography/Obscene Materials	2	0	0	0
Prostitution	9	9	6	0
Prostitution-Assisting/Promoting	4	4	0	0
Weapon Law Violations	25	24	9	5
<b>Total Group A Offenses</b>	<b>2,515</b>	<b>1,052</b>	<b>642</b>	<b>193</b>



# Friendship Police Department

<b>2001 Population Estimate</b>	<b>608</b>
<b>Offense Overview</b>	
Offense Total	24
Number Cleared	12
Percent Cleared	50.0%
Group A Crimes per 100,000 population	3,947.4

<b>Arrest Overview</b>	
Total Arrests	16
Adult Arrests	15
Juvenile Arrests	0
Unknown Age	1
Arrests per 100,000 population	2,631.6
Avg. number offenses/incident	1.33

Domestic Violence Victims		
Offense	Total	Arrests
Murder	0	0
Aggravated Assault	1	0
Simple Assault	1	1
Intimidation	0	0
Stalking	0	0
Forcible Rape	0	0
Forcible Sodomy	0	0
Sexual Assault w/Object	0	0
Forcible Fondling	0	0
Incest	0	0
Statutory Rape	0	0
Kidnapping/Abduction	0	0
<b>Total</b>	<b>2</b>	<b>1</b>

TIBRS Group B Arrests		
Offense	Adult	Juvenile
Bad Checks	0	0
Curfew/Vagrancy	0	0
Disorderly Conduct	1	0
DUI	4	0
Drunkenness	2	0
Family-Non Violent	0	0
Liquor Law Violation	0	0
Peeping Tom	0	0
Runaway	0	0
Trespass	0	0
All Other Offense	0	0
<b>Total Group B</b>	<b>7</b>	<b>0</b>

TIBRS Group A Offenses	Offenses		Arrests	
	Reported	Cleared	Adult	Juvenile
<b>Crimes Against Persons</b>				
Murder	0	0	0	0
Negligent Manslaughter	0	0	0	0
Kidnapping/Abduction	0	0	0	0
Forcible Rape	0	0	0	0
Forcible Sodomy	0	0	0	0
Sexual Assault w/Object	0	0	0	0
Forcible Fondling	0	0	0	0
Incest	0	0	0	0
Statutory Rape	0	0	0	0
Aggravated Assault	5	5	1	0
Simple Assault	6	6	5	0
Intimidation	0	0	0	0
Stalking	0	0	0	0
<b>Crimes Against Property</b>				
Arson	0	0	0	0
Bribery	0	0	0	0
Burglary	3	0	0	0
Counterfeiting/Forgery	0	0	0	0
Destruction/Damage/Vandalism	2	0	0	0
Embezzlement	0	0	0	0
Extortion/Blackmail	0	0	0	0
Fraud - False Pretenses	0	0	0	0
Fraud - Credit Card/ATM	0	0	0	0
Fraud - Impersonation	0	0	0	0
Fraud - Welfare	0	0	0	0
Fraud - Wire	0	0	0	0
Motor Vehicle Theft	0	0	0	0
Robbery	1	1	2	0
Stolen Property Offense	0	0	0	0
Theft - Pocket Picking	0	0	0	0
Theft - Purse Snatching	0	0	0	0
Theft - Shoplifting	0	0	0	0
Theft from Building	0	0	0	0
Theft from Coin Machine	0	0	0	0
Theft from Motor Vehicle	3	0	0	0
Theft of Motor Vehicle Parts	0	0	0	0
Theft - All Other Larceny	4	0	0	0
<b>Crimes Against Society</b>				
Drug/Narcotic Violations	0	0	0	0
Drug/Narcotic Equipment Violations	0	0	0	0
Gambling-Betting/Wagering	0	0	0	0
Gambling-Operating/Promoting	0	0	0	0
Gambling-Equipment Violation	0	0	0	0
Gambling-Sports Tampering	0	0	0	0
Pornography/Obscene Materials	0	0	0	0
Prostitution	0	0	0	0
Prostitution-Assisting/Promoting	0	0	0	0
Weapon Law Violations	0	0	0	0
<b>Total Group A Offenses</b>	<b>24</b>	<b>12</b>	<b>8</b>	<b>0</b>



# Gadsden Police Department

<b>2001 Population Estimate</b>	<b>553</b>
<b>Offense Overview</b>	
Offense Total	23
Number Cleared	11
Percent Cleared	47.8%
Group A Crimes per 100,000 population	4,159.1
<b>Arrest Overview</b>	
Total Arrests	11
Adult Arrests	10
Juvenile Arrests	1
Unknown Age	0
Arrests per 100,000 population	1,989.2
Avg. number offenses/incident	1.21

Domestic Violence Victims		
Offense	Total	Arrests
Murder	0	0
Aggravated Assault	1	1
Simple Assault	0	0
Intimidation	1	1
Stalking	0	0
Forcible Rape	0	0
Forcible Sodomy	0	0
Sexual Assault w/Object	0	0
Forcible Fondling	0	0
Incest	0	0
Statutory Rape	0	0
Kidnapping/Abduction	0	0
<b>Total</b>	<b>2</b>	<b>2</b>

TIBRS Group B Arrests		
Offense	Adult	Juvenile
Bad Checks	0	0
Curfew/Vagrancy	0	0
Disorderly Conduct	0	0
DUI	0	0
Drunkness	0	0
Family-Non Violent	0	0
Liquor Law Violation	0	0
Peeping Tom	0	0
Runaway	0	1
Trespass	0	0
All Other Offense	0	0
<b>Total Group B</b>	<b>0</b>	<b>1</b>

TIBRS Group A Offenses	Offenses		Arrests	
	Reported	Cleared	Adult	Juvenile
<b>Crimes Against Persons</b>				
Murder	0	0	0	0
Negligent Manslaughter	0	0	0	0
Kidnapping/Abduction	0	0	0	0
Forcible Rape	0	0	0	0
Forcible Sodomy	0	0	0	0
Sexual Assault w/Object	0	0	0	0
Forcible Fondling	0	0	0	0
Incest	0	0	0	0
Statutory Rape	0	0	0	0
Aggravated Assault	1	1	1	0
Simple Assault	0	0	0	0
Intimidation	1	1	1	0
Stalking	0	0	0	0
<b>Crimes Against Property</b>				
Arson	0	0	0	0
Bribery	0	0	0	0
Burglary	2	0	0	0
Counterfeiting/Forgery	4	3	3	0
Destruction/Damage/Vandalism	4	1	1	0
Embezzlement	0	0	0	0
Extortion/Blackmail	0	0	0	0
Fraud - False Pretenses	3	2	1	0
Fraud - Credit Card/ATM	0	0	0	0
Fraud - Impersonation	0	0	0	0
Fraud - Welfare	0	0	0	0
Fraud - Wire	0	0	0	0
Motor Vehicle Theft	0	0	0	0
Robbery	0	0	0	0
Stolen Property Offense	0	0	0	0
Theft - Pocket Picking	0	0	0	0
Theft - Purse Snatching	0	0	0	0
Theft - Shoplifting	0	0	0	0
Theft from Building	1	0	0	0
Theft from Coin Machine	0	0	0	0
Theft from Motor Vehicle	0	0	0	0
Theft of Motor Vehicle Parts	2	1	1	0
Theft - All Other Larceny	3	0	0	0
<b>Crimes Against Society</b>				
Drug/Narcotic Violations	1	1	1	0
Drug/Narcotic Equipment Violations	1	1	1	0
Gambling-Betting/Wagering	0	0	0	0
Gambling-Operating/Promoting	0	0	0	0
Gambling-Equipment Violation	0	0	0	0
Gambling-Sports Tampering	0	0	0	0
Pornography/Obscene Materials	0	0	0	0
Prostitution	0	0	0	0
Prostitution-Assisting/Promoting	0	0	0	0
Weapon Law Violations	0	0	0	0
<b>Total Group A Offenses</b>	<b>23</b>	<b>11</b>	<b>10</b>	<b>0</b>



# Gainesboro Police Department

<b>2001 Population Estimate</b>	<b>879</b>
<b>Offense Overview</b>	
Offense Total	45
Number Cleared	30
Percent Cleared	66.7%
Group A Crimes per 100,000 population	5,119.5

<b>Arrest Overview</b>	
Total Arrests	56
Adult Arrests	56
Juvenile Arrests	0
Unknown Age	0
Arrests per 100,000 population	6,370.9
Avg. number offenses/incident	1.00

Domestic Violence Victims		
Offense	Total	Arrests
Murder	0	0
Aggravated Assault	1	1
Simple Assault	2	2
Intimidation	0	0
Stalking	0	0
Forcible Rape	0	0
Forcible Sodomy	0	0
Sexual Assault w/Object	0	0
Forcible Fondling	0	0
Incest	0	0
Statutory Rape	0	0
Kidnapping/Abduction	0	0
<b>Total</b>	<b>3</b>	<b>3</b>

TIBRS Group B Arrests		
Offense	Adult	Juvenile
Bad Checks	1	0
Curfew/Vagrancy	0	0
Disorderly Conduct	0	0
DUI	4	0
Drunkenness	7	0
Family-Non Violent	0	0
Liquor Law Violation	0	0
Peeping Tom	0	0
Runaway	0	0
Trespass	3	0
All Other Offense	10	0
<b>Total Group B</b>	<b>25</b>	<b>0</b>

TIBRS Group A Offenses	Offenses		Arrests	
	Reported	Cleared	Adult	Juvenile
<b>Crimes Against Persons</b>				
Murder	0	0	0	0
Negligent Manslaughter	0	0	0	0
Kidnapping/Abduction	0	0	0	0
Forcible Rape	0	0	0	0
Forcible Sodomy	0	0	0	0
Sexual Assault w/Object	0	0	0	0
Forcible Fondling	0	0	0	0
Incest	0	0	0	0
Statutory Rape	0	0	0	0
Aggravated Assault	4	4	6	0
Simple Assault	8	8	7	0
Intimidation	0	0	0	0
Stalking	0	0	0	0
<b>Crimes Against Property</b>				
Arson	0	0	0	0
Bribery	0	0	0	0
Burglary	3	0	0	0
Counterfeiting/Forgery	0	0	0	0
Destruction/Damage/Vandalism	4	0	0	0
Embezzlement	1	1	1	0
Extortion/Blackmail	0	0	0	0
Fraud - False Pretenses	1	1	1	0
Fraud - Credit Card/ATM	0	0	0	0
Fraud - Impersonation	0	0	0	0
Fraud - Welfare	0	0	0	0
Fraud - Wire	0	0	0	0
Motor Vehicle Theft	0	0	0	0
Robbery	0	0	0	0
Stolen Property Offense	0	0	0	0
Theft - Pocket Picking	0	0	0	0
Theft - Purse Snatching	0	0	0	0
Theft - Shoplifting	7	7	7	0
Theft from Building	3	1	1	0
Theft from Coin Machine	0	0	0	0
Theft from Motor Vehicle	3	0	0	0
Theft of Motor Vehicle Parts	1	0	0	0
Theft - All Other Larceny	2	0	0	0
<b>Crimes Against Society</b>				
Drug/Narcotic Violations	7	7	7	0
Drug/Narcotic Equipment Violations	0	0	0	0
Gambling-Betting/Wagering	0	0	0	0
Gambling-Operating/Promoting	0	0	0	0
Gambling-Equipment Violation	0	0	0	0
Gambling-Sports Tampering	0	0	0	0
Pornography/Obscene Materials	0	0	0	0
Prostitution	0	0	0	0
Prostitution-Assisting/Promoting	0	0	0	0
Weapon Law Violations	1	1	1	0
<b>Total Group A Offenses</b>	<b>45</b>	<b>30</b>	<b>31</b>	<b>0</b>



# Gallatin Police Department

<b>2001 Population Estimate</b>	<b>23,230</b>
<b>Offense Overview</b>	
Offense Total	3,200
Number Cleared	1,152
Percent Cleared	36.0%

Group A Crimes per 100,000 population	13,775.3
---------------------------------------	----------

<b>Arrest Overview</b>	
Total Arrests	1,602
Adult Arrests	1,354
Juvenile Arrests	246
Unknown Age	2

Arrests per 100,000 population	6,896.3
--------------------------------	---------

Avg. number offenses/incident	1.09
-------------------------------	------

<b>Domestic Violence Victims</b>		
Offense	Total	Arrests
Murder	0	0
Aggravated Assault	13	11
Simple Assault	208	154
Intimidation	12	0
Stalking	2	0
Forcible Rape	3	2
Forcible Sodomy	0	0
Sexual Assault w/Object	0	0
Forcible Fondling	1	1
Incest	0	0
Statutory Rape	2	1
Kidnapping/Abduction	4	2
<b>Total</b>	<b>245</b>	<b>171</b>

<b>TIBRS Group B Arrests</b>		
Offense	Adult	Juvenile
Bad Checks	2	0
Curfew/Vagrancy	0	25
Disorderly Conduct	23	37
DUI	118	1
Drunkenness	168	0
Family-Non Violent	3	0
Liquor Law Violation	36	3
Peeping Tom	0	0
Runaway	0	22
Trespass	17	13
All Other Offense	57	5
<b>Total Group B</b>	<b>424</b>	<b>106</b>

<b>TIBRS Group A Offenses</b>	<b>Offenses</b>		<b>Arrests</b>	
	<b>Reported</b>	<b>Cleared</b>	<b>Adult</b>	<b>Juvenile</b>
<b>Crimes Against Persons</b>				
Murder	0	0	0	0
Negligent Manslaughter	0	0	0	0
Kidnapping/Abduction	7	5	3	0
Forcible Rape	17	5	4	0
Forcible Sodomy	2	1	0	0
Sexual Assault w/Object	0	0	0	0
Forcible Fondling	16	4	3	1
Incest	0	0	0	0
Statutory Rape	10	7	3	0
Aggravated Assault	132	88	82	2
Simple Assault	678	347	310	22
Intimidation	174	5	3	1
Stalking	11	2	0	1
<b>Crimes Against Property</b>				
Arson	7	3	2	0
Bribery	0	0	0	0
Burglary	195	62	29	8
Counterfeiting/Forgery	181	50	28	0
Destruction/Damage/Vandalism	167	19	7	5
Embezzlement	7	2	2	0
Extortion/Blackmail	0	0	0	0
Fraud - False Pretenses	13	5	0	0
Fraud - Credit Card/ATM	21	2	2	0
Fraud - Impersonation	13	8	4	2
Fraud - Welfare	2	1	0	0
Fraud - Wire	2	0	0	0
Motor Vehicle Theft	71	16	7	2
Robbery	23	9	11	5
Stolen Property Offense	1	0	0	0
Theft - Pocket Picking	0	0	0	0
Theft - Purse Snatching	1	0	0	0
Theft - Shoplifting	184	131	116	32
Theft from Building	277	26	20	1
Theft from Coin Machine	5	0	8	0
Theft from Motor Vehicle	187	11	0	7
Theft of Motor Vehicle Parts	131	8	8	3
Theft - All Other Larceny	305	15	26	0
<b>Crimes Against Society</b>				
Drug/Narcotic Violations	175	154	156	42
Drug/Narcotic Equipment Violations	164	146	86	4
Gambling-Betting/Wagering	1	1	1	0
Gambling-Operating/Promoting	0	0	0	0
Gambling-Equipment Violation	1	1	2	0
Gambling-Sports Tampering	0	0	0	0
Pornography/Obscene Materials	0	0	0	0
Prostitution	1	1	3	0
Prostitution-Assisting/Promoting	0	0	0	0
Weapon Law Violations	18	17	4	2
<b>Total Group A Offenses</b>	<b>3,200</b>	<b>1,152</b>	<b>930</b>	<b>140</b>





# Gallaway Police Department

<b>2001 Population Estimate</b>	<b>666</b>
<b>Offense Overview</b>	
Offense Total	110
Number Cleared	70
Percent Cleared	63.6%
Group A Crimes per 100,000 population	16,516.5

<b>Arrest Overview</b>	
Total Arrests	84
Adult Arrests	80
Juvenile Arrests	4
Unknown Age	0
Arrests per 100,000 population	12,612.6
Avg. number offenses/incident	1.31

<b>Domestic Violence Victims</b>		
Offense	Total	Arrests
Murder	0	0
Aggravated Assault	0	0
Simple Assault	7	6
Intimidation	1	0
Stalking	0	0
Forcible Rape	0	0
Forcible Sodomy	0	0
Sexual Assault w/Object	0	0
Forcible Fondling	0	0
Incest	0	0
Statutory Rape	0	0
Kidnapping/Abduction	0	0
<b>Total</b>	<b>8</b>	<b>6</b>

<b>TIBRS Group B Arrests</b>		
Offense	Adult	Juvenile
Bad Checks	0	0
Curfew/Vagrancy	0	0
Disorderly Conduct	0	0
DUI	17	0
Drunkenness	2	0
Family-Non Violent	0	0
Liquor Law Violation	2	0
Peeping Tom	0	0
Runaway	0	0
Trespass	2	0
All Other Offense	3	0
<b>Total Group B</b>	<b>26</b>	<b>0</b>

<b>TIBRS Group A Offenses</b>	<b>Offenses</b>		<b>Arrests</b>	
	Reported	Cleared	Adult	Juvenile
<b>Crimes Against Persons</b>				
Murder	0	0	0	0
Negligent Manslaughter	0	0	0	0
Kidnapping/Abduction	0	0	0	0
Forcible Rape	0	0	0	0
Forcible Sodomy	0	0	0	0
Sexual Assault w/Object	0	0	0	0
Forcible Fondling	0	0	0	0
Incest	0	0	0	0
Statutory Rape	0	0	0	0
Aggravated Assault	6	4	3	0
Simple Assault	22	14	13	3
Intimidation	10	3	1	0
Stalking	1	0	0	0
<b>Crimes Against Property</b>				
Arson	0	0	0	0
Bribery	0	0	0	0
Burglary	10	0	0	0
Counterfeiting/Forgery	1	1	1	0
Destruction/Damage/Vandalism	6	2	1	0
Embezzlement	0	0	0	0
Extortion/Blackmail	0	0	0	0
Fraud - False Pretenses	0	0	0	0
Fraud - Credit Card/ATM	0	0	0	0
Fraud - Impersonation	2	2	0	0
Fraud - Welfare	0	0	0	0
Fraud - Wire	0	0	0	0
Motor Vehicle Theft	3	1	0	0
Robbery	1	0	0	0
Stolen Property Offense	0	0	0	0
Theft - Pocket Picking	0	0	0	0
Theft - Purse Snatching	0	0	0	0
Theft - Shoplifting	2	1	0	0
Theft from Building	2	2	2	0
Theft from Coin Machine	0	0	0	0
Theft from Motor Vehicle	1	0	0	0
Theft of Motor Vehicle Parts	0	0	0	0
Theft - All Other Larceny	2	0	0	0
<b>Crimes Against Society</b>				
Drug/Narcotic Violations	22	22	27	1
Drug/Narcotic Equipment Violations	15	14	3	0
Gambling-Betting/Wagering	0	0	0	0
Gambling-Operating/Promoting	0	0	0	0
Gambling-Equipment Violation	2	2	0	0
Gambling-Sports Tampering	0	0	0	0
Pornography/Obscene Materials	0	0	0	0
Prostitution	0	0	0	0
Prostitution-Assisting/Promoting	0	0	0	0
Weapon Law Violations	2	2	3	0
<b>Total Group A Offenses</b>	<b>110</b>	<b>70</b>	<b>54</b>	<b>4</b>



# Gates Police Department

<b>2001 Population Estimate</b>	<b>901</b>
<b>Offense Overview</b>	
Offense Total	67
Number Cleared	23
Percent Cleared	34.3%
Group A Crimes per 100,000 population	7,436.2
<b>Arrest Overview</b>	
Total Arrests	25
Adult Arrests	22
Juvenile Arrests	0
Unknown Age	3
Arrests per 100,000 population	2,774.7
Avg. number offenses/incident	1.10

Domestic Violence Victims		
Offense	Total	Arrests
Murder	0	0
Aggravated Assault	3	2
Simple Assault	2	2
Intimidation	0	0
Stalking	0	0
Forcible Rape	0	0
Forcible Sodomy	0	0
Sexual Assault w/Object	0	0
Forcible Fondling	0	0
Incest	0	0
Statutory Rape	0	0
Kidnapping/Abduction	0	0
<b>Total</b>	<b>5</b>	<b>4</b>

TIBRS Group B Arrests		
Offense	Adult	Juvenile
Bad Checks	0	0
Curfew/Vagrancy	0	0
Disorderly Conduct	0	0
DUI	1	0
Drunkness	0	0
Family-Non Violent	0	0
Liquor Law Violation	0	0
Peeping Tom	0	0
Runaway	0	0
Trespass	0	0
All Other Offense	3	0
<b>Total Group B</b>	<b>4</b>	<b>0</b>

TIBRS Group A Offenses	Offenses		Arrests	
	Reported	Cleared	Adult	Juvenile
<b>Crimes Against Persons</b>				
Murder	0	0	0	0
Negligent Manslaughter	0	0	0	0
Kidnapping/Abduction	0	0	0	0
Forcible Rape	0	0	0	0
Forcible Sodomy	0	0	0	0
Sexual Assault w/Object	0	0	0	0
Forcible Fondling	0	0	0	0
Incest	0	0	0	0
Statutory Rape	0	0	0	0
Aggravated Assault	7	7	7	0
Simple Assault	13	8	5	0
Intimidation	2	0	0	0
Stalking	0	0	0	0
<b>Crimes Against Property</b>				
Arson	0	0	0	0
Bribery	0	0	0	0
Burglary	8	0	0	0
Counterfeiting/Forgery	0	0	0	0
Destruction/Damage/Vandalism	11	0	0	0
Embezzlement	0	0	0	0
Extortion/Blackmail	1	0	0	0
Fraud - False Pretenses	4	3	2	0
Fraud - Credit Card/ATM	0	0	0	0
Fraud - Impersonation	0	0	0	0
Fraud - Welfare	0	0	0	0
Fraud - Wire	0	0	0	0
Motor Vehicle Theft	2	1	1	0
Robbery	1	0	0	0
Stolen Property Offense	0	0	0	0
Theft - Pocket Picking	0	0	0	0
Theft - Purse Snatching	0	0	0	0
Theft - Shoplifting	0	0	0	0
Theft from Building	4	0	0	0
Theft from Coin Machine	0	0	0	0
Theft from Motor Vehicle	3	0	0	0
Theft of Motor Vehicle Parts	2	0	0	0
Theft - All Other Larceny	5	0	0	0
<b>Crimes Against Society</b>				
Drug/Narcotic Violations	3	3	2	0
Drug/Narcotic Equipment Violations	0	0	0	0
Gambling-Betting/Wagering	0	0	0	0
Gambling-Operating/Promoting	0	0	0	0
Gambling-Equipment Violation	0	0	0	0
Gambling-Sports Tampering	0	0	0	0
Pornography/Obscene Materials	1	1	1	0
Prostitution	0	0	0	0
Prostitution-Assisting/Promoting	0	0	0	0
Weapon Law Violations	0	0	0	0
<b>Total Group A Offenses</b>	<b>67</b>	<b>23</b>	<b>18</b>	<b>0</b>



# Gatlinburg Police Department

<b>2001 Population Estimate</b>	<b>3,382</b>
<b>Offense Overview</b>	
Offense Total	847
Number Cleared	264
Percent Cleared	31.2%

Group A Crimes per 100,000 population	25,044.4
---------------------------------------	----------

<b>Arrest Overview</b>	
Total Arrests	1,244
Adult Arrests	1,183
Juvenile Arrests	60
Unknown Age	1

Arrests per 100,000 population	36,783.0
--------------------------------	----------

Avg. number offenses/incident	1.02
-------------------------------	------

Domestic Violence Victims		
Offense	Total	Arrests
Murder	0	0
Aggravated Assault	0	0
Simple Assault	34	24
Intimidation	3	0
Stalking	0	0
Forcible Rape	0	0
Forcible Sodomy	0	0
Sexual Assault w/Object	0	0
Forcible Fondling	0	0
Incest	0	0
Statutory Rape	0	0
Kidnapping/Abduction	0	0
<b>Total</b>	<b>37</b>	<b>24</b>

TIBRS Group B Arrests		
Offense	Adult	Juvenile
Bad Checks	0	0
Curfew/Vagrancy	0	0
Disorderly Conduct	23	4
DUI	117	3
Drunkenness	690	3
Family-Non Violent	9	0
Liquor Law Violation	31	20
Peeping Tom	0	0
Runaway	0	4
Trespass	0	0
All Other Offense	79	2
<b>Total Group B</b>	<b>949</b>	<b>36</b>

TIBRS Group A Offenses	Offenses		Arrests	
	Reported	Cleared	Adult	Juvenile
<b>Crimes Against Persons</b>				
Murder	0	0	0	0
Negligent Manslaughter	0	0	0	0
Kidnapping/Abduction	1	0	0	0
Forcible Rape	3	1	0	0
Forcible Sodomy	0	0	0	0
Sexual Assault w/Object	0	0	0	0
Forcible Fondling	6	2	3	0
Incest	0	0	0	0
Statutory Rape	4	2	2	0
Aggravated Assault	17	10	7	0
Simple Assault	118	61	55	1
Intimidation	45	7	2	2
Stalking	1	0	0	0
<b>Crimes Against Property</b>				
Arson	0	0	0	0
Bribery	0	0	0	0
Burglary	73	12	11	0
Counterfeiting/Forgery	9	1	1	0
Destruction/Damage/Vandalism	119	9	3	0
Embezzlement	9	3	1	0
Extortion/Blackmail	2	0	0	0
Fraud - False Pretenses	7	0	0	0
Fraud - Credit Card/ATM	14	3	2	0
Fraud - Impersonation	9	1	1	0
Fraud - Welfare	0	0	0	0
Fraud - Wire	2	1	0	0
Motor Vehicle Theft	18	2	1	0
Robbery	4	3	2	0
Stolen Property Offense	0	0	0	0
Theft - Pocket Picking	0	0	0	0
Theft - Purse Snatching	0	0	0	0
Theft - Shoplifting	25	17	19	3
Theft from Building	145	11	17	1
Theft from Coin Machine	8	0	0	0
Theft from Motor Vehicle	36	1	0	1
Theft of Motor Vehicle Parts	14	0	0	0
Theft - All Other Larceny	49	8	11	0
<b>Crimes Against Society</b>				
Drug/Narcotic Violations	93	93	86	15
Drug/Narcotic Equipment Violations	4	4	4	1
Gambling-Betting/Wagering	0	0	0	0
Gambling-Operating/Promoting	0	0	0	0
Gambling-Equipment Violation	0	0	0	0
Gambling-Sports Tampering	0	0	0	0
Pornography/Obscene Materials	0	0	0	0
Prostitution	0	0	0	0
Prostitution-Assisting/Promoting	1	1	1	0
Weapon Law Violations	11	11	5	0
<b>Total Group A Offenses</b>	<b>847</b>	<b>264</b>	<b>234</b>	<b>24</b>



# Germantown Police Department

<b>2001 Population Estimate</b>	<b>37,348</b>
<b>Offense Overview</b>	
Offense Total	1,691
Number Cleared	473
Percent Cleared	28.0%
Group A Crimes per 100,000 population	4,527.7
<b>Arrest Overview</b>	
Total Arrests	1,525
Adult Arrests	1,259
Juvenile Arrests	259
Unknown Age	7
Arrests per 100,000 population	4,083.2
Avg. number offenses/incident	1.14

<b>Domestic Violence Victims</b>		
Offense	Total	Arrests
Murder	0	0
Aggravated Assault	5	1
Simple Assault	66	45
Intimidation	8	1
Stalking	0	0
Forcible Rape	1	0
Forcible Sodomy	0	0
Sexual Assault w/Object	0	0
Forcible Fondling	0	0
Incest	0	0
Statutory Rape	0	0
Kidnapping/Abduction	0	0
<b>Total</b>	<b>80</b>	<b>47</b>

<b>TIBRS Group B Arrests</b>		
Offense	Adult	Juvenile
Bad Checks	6	0
Curfew/Vagrancy	0	38
Disorderly Conduct	4	8
DUI	187	12
Drunkenness	27	10
Family-Non Violent	0	0
Liquor Law Violation	28	34
Peeping Tom	0	0
Runaway	0	6
Trespass	0	0
All Other Offense	651	6
<b>Total Group B</b>	<b>903</b>	<b>114</b>

<b>TIBRS Group A Offenses</b>	<b>Offenses</b>		<b>Arrests</b>	
	<b>Reported</b>	<b>Cleared</b>	<b>Adult</b>	<b>Juvenile</b>
<b>Crimes Against Persons</b>				
Murder	0	0	0	0
Negligent Manslaughter	0	0	0	0
Kidnapping/Abduction	2	2	0	0
Forcible Rape	2	2	1	0
Forcible Sodomy	1	1	0	1
Sexual Assault w/Object	0	0	0	0
Forcible Fondling	7	4	2	3
Incest	0	0	0	0
Statutory Rape	2	2	2	0
Aggravated Assault	21	15	5	1
Simple Assault	133	84	46	50
Intimidation	75	12	6	5
Stalking	3	0	0	0
<b>Crimes Against Property</b>				
Arson	5	1	0	2
Bribery	0	0	0	0
Burglary	141	20	24	3
Counterfeiting/Forgery	65	28	26	1
Destruction/Damage/Vandalism	288	17	2	7
Embezzlement	11	10	7	0
Extortion/Blackmail	0	0	0	0
Fraud - False Pretenses	52	17	6	1
Fraud - Credit Card/ATM	10	4	4	0
Fraud - Impersonation	33	10	9	0
Fraud - Welfare	0	0	0	0
Fraud - Wire	0	0	0	0
Motor Vehicle Theft	39	5	4	0
Robbery	10	4	6	0
Stolen Property Offense	7	7	6	2
Theft - Pocket Picking	0	0	0	0
Theft - Purse Snatching	0	0	0	0
Theft - Shoplifting	104	52	47	12
Theft from Building	195	23	15	8
Theft from Coin Machine	0	0	0	0
Theft from Motor Vehicle	163	10	17	0
Theft of Motor Vehicle Parts	61	4	2	0
Theft - All Other Larceny	136	14	9	1
<b>Crimes Against Society</b>				
Drug/Narcotic Violations	89	89	87	30
Drug/Narcotic Equipment Violations	22	22	14	8
Gambling-Betting/Wagering	0	0	0	0
Gambling-Operating/Promoting	0	0	0	0
Gambling-Equipment Violation	0	0	0	0
Gambling-Sports Tampering	0	0	0	0
Pornography/Obscene Materials	0	0	0	0
Prostitution	0	0	0	0
Prostitution-Assisting/Promoting	0	0	0	0
Weapon Law Violations	14	14	9	10
<b>Total Group A Offenses</b>	<b>1,691</b>	<b>473</b>	<b>356</b>	<b>145</b>



# Gibson Police Department

<b>2001 Population Estimate</b>	<b>305</b>
<b>Offense Overview</b>	
Offense Total	7
Number Cleared	4
Percent Cleared	57.1%

Group A Crimes per 100,000 population	2,295.1
---------------------------------------	---------

<b>Arrest Overview</b>	
Total Arrests	5
Adult Arrests	5
Juvenile Arrests	0
Unknown Age	0

Arrests per 100,000 population	1,639.3
--------------------------------	---------

Avg. number offenses/incident	1.40
-------------------------------	------

<b>Domestic Violence Victims</b>		
Offense	Total	Arrests
Murder	0	0
Aggravated Assault	0	0
Simple Assault	2	2
Intimidation	1	0
Stalking	0	0
Forcible Rape	0	0
Forcible Sodomy	0	0
Sexual Assault w/Object	0	0
Forcible Fondling	0	0
Incest	0	0
Statutory Rape	0	0
Kidnapping/Abduction	0	0
<b>Total</b>	<b>3</b>	<b>2</b>

<b>TIBRS Group B Arrests</b>		
Offense	Adult	Juvenile
Bad Checks	0	0
Curfew/Vagrancy	0	0
Disorderly Conduct	0	0
DUI	1	0
Drunkenness	0	0
Family-Non Violent	0	0
Liquor Law Violation	0	0
Peeping Tom	0	0
Runaway	0	0
Trespass	0	0
All Other Offense	1	0
<b>Total Group B</b>	<b>2</b>	<b>0</b>

<b>TIBRS Group A Offenses</b>	<b>Offenses</b>		<b>Arrests</b>	
	<b>Reported</b>	<b>Cleared</b>	<b>Adult</b>	<b>Juvenile</b>
<b>Crimes Against Persons</b>				
Murder	0	0	0	0
Negligent Manslaughter	0	0	0	0
Kidnapping/Abduction	0	0	0	0
Forcible Rape	0	0	0	0
Forcible Sodomy	0	0	0	0
Sexual Assault w/Object	0	0	0	0
Forcible Fondling	0	0	0	0
Incest	0	0	0	0
Statutory Rape	0	0	0	0
Aggravated Assault	0	0	0	0
Simple Assault	2	2	2	0
Intimidation	1	0	0	0
Stalking	0	0	0	0
<b>Crimes Against Property</b>				
Arson	1	0	0	0
Bribery	0	0	0	0
Burglary	0	0	0	0
Counterfeiting/Forgery	0	0	0	0
Destruction/Damage/Vandalism	0	0	0	0
Embezzlement	0	0	0	0
Extortion/Blackmail	0	0	0	0
Fraud - False Pretenses	0	0	0	0
Fraud - Credit Card/ATM	0	0	0	0
Fraud - Impersonation	0	0	0	0
Fraud - Welfare	0	0	0	0
Fraud - Wire	0	0	0	0
Motor Vehicle Theft	0	0	0	0
Robbery	0	0	0	0
Stolen Property Offense	0	0	0	0
Theft - Pocket Picking	0	0	0	0
Theft - Purse Snatching	0	0	0	0
Theft - Shoplifting	0	0	0	0
Theft from Building	1	0	0	0
Theft from Coin Machine	0	0	0	0
Theft from Motor Vehicle	0	0	0	0
Theft of Motor Vehicle Parts	0	0	0	0
Theft - All Other Larceny	0	0	0	0
<b>Crimes Against Society</b>				
Drug/Narcotic Violations	1	1	1	0
Drug/Narcotic Equipment Violations	1	1	0	0
Gambling-Betting/Wagering	0	0	0	0
Gambling-Operating/Promoting	0	0	0	0
Gambling-Equipment Violation	0	0	0	0
Gambling-Sports Tampering	0	0	0	0
Pornography/Obscene Materials	0	0	0	0
Prostitution	0	0	0	0
Prostitution-Assisting/Promoting	0	0	0	0
Weapon Law Violations	0	0	0	0
<b>Total Group A Offenses</b>	<b>7</b>	<b>4</b>	<b>3</b>	<b>0</b>



# Gleason Police Department

<b>2001 Population Estimate</b>	<b>1,463</b>
<b>Offense Overview</b>	
Offense Total	106
Number Cleared	25
Percent Cleared	23.6%

Group A Crimes per 100,000 population	7,245.4
---------------------------------------	---------

<b>Arrest Overview</b>	
Total Arrests	51
Adult Arrests	43
Juvenile Arrests	7
Unknown Age	1

Arrests per 100,000 population	3,486.0
--------------------------------	---------

Avg. number offenses/incident	1.05
-------------------------------	------

### Domestic Violence Victims

Offense	Total	Arrests
Murder	1	0
Aggravated Assault	4	3
Simple Assault	8	0
Intimidation	2	0
Stalking	0	0
Forcible Rape	0	0
Forcible Sodomy	0	0
Sexual Assault w/Object	0	0
Forcible Fondling	0	0
Incest	0	0
Statutory Rape	0	0
Kidnapping/Abduction	2	0
<b>Total</b>	<b>17</b>	<b>3</b>

### TIBRS Group B Arrests

Offense	Adult	Juvenile
Bad Checks	0	0
Curfew/Vagrancy	0	1
Disorderly Conduct	0	0
DUI	10	1
Drunkenness	11	1
Family-Non Violent	0	0
Liquor Law Violation	0	1
Peeping Tom	0	0
Runaway	0	0
Trespass	0	0
All Other Offense	2	0
<b>Total Group B</b>	<b>23</b>	<b>4</b>

TIBRS Group A Offenses	Offenses		Arrests	
	Reported	Cleared	Adult	Juvenile
<b>Crimes Against Persons</b>				
Murder	1	0	0	0
Negligent Manslaughter	0	0	0	0
Kidnapping/Abduction	2	0	0	0
Forcible Rape	0	0	0	0
Forcible Sodomy	0	0	0	0
Sexual Assault w/Object	0	0	0	0
Forcible Fondling	0	0	0	0
Incest	0	0	0	0
Statutory Rape	0	0	0	0
Aggravated Assault	8	3	3	0
Simple Assault	13	3	3	0
Intimidation	13	0	0	0
Stalking	2	0	0	0
<b>Crimes Against Property</b>				
Arson	0	0	0	0
Bribery	0	0	0	0
Burglary	9	0	0	0
Counterfeiting/Forgery	1	0	0	0
Destruction/Damage/Vandalism	10	0	0	0
Embezzlement	0	0	0	0
Extortion/Blackmail	0	0	0	0
Fraud - False Pretenses	0	0	0	0
Fraud - Credit Card/ATM	1	0	0	0
Fraud - Impersonation	0	0	0	0
Fraud - Welfare	0	0	0	0
Fraud - Wire	0	0	0	0
Motor Vehicle Theft	4	0	0	0
Robbery	0	0	0	0
Stolen Property Offense	0	0	0	0
Theft - Pocket Picking	0	0	0	0
Theft - Purse Snatching	0	0	0	0
Theft - Shoplifting	0	0	0	0
Theft from Building	1	0	0	0
Theft from Coin Machine	0	0	0	0
Theft from Motor Vehicle	6	1	0	1
Theft of Motor Vehicle Parts	1	0	0	0
Theft - All Other Larceny	14	1	0	0
<b>Crimes Against Society</b>				
Drug/Narcotic Violations	8	7	7	1
Drug/Narcotic Equipment Violations	7	5	4	1
Gambling-Betting/Wagering	0	0	0	0
Gambling-Operating/Promoting	0	0	0	0
Gambling-Equipment Violation	0	0	0	0
Gambling-Sports Tampering	0	0	0	0
Pornography/Obscene Materials	0	0	0	0
Prostitution	0	0	0	0
Prostitution-Assisting/Promoting	0	0	0	0
Weapon Law Violations	5	5	3	0
<b>Total Group A Offenses</b>	<b>106</b>	<b>25</b>	<b>20</b>	<b>3</b>



# Goodlettsville Police Department

<b>2001 Population Estimate</b>	<b>13,780</b>
<b>Offense Overview</b>	
Offense Total	1,962
Number Cleared	786
Percent Cleared	40.1%
Group A Crimes per 100,000 population	14,238.0

<b>Arrest Overview</b>	
Total Arrests	1,000
Adult Arrests	817
Juvenile Arrests	183
Unknown Age	0
Arrests per 100,000 population	7,256.9
Avg. number offenses/incident	1.15

Domestic Violence Victims		
Offense	Total	Arrests
Murder	0	0
Aggravated Assault	8	4
Simple Assault	53	21
Intimidation	26	2
Stalking	1	0
Forcible Rape	0	0
Forcible Sodomy	0	0
Sexual Assault w/Object	0	0
Forcible Fondling	1	0
Incest	0	0
Statutory Rape	0	0
Kidnapping/Abduction	1	1
<b>Total</b>	<b>90</b>	<b>28</b>

TIBRS Group B Arrests		
Offense	Adult	Juvenile
Bad Checks	0	0
Curfew/Vagrancy	0	27
Disorderly Conduct	33	6
DUI	105	0
Drunkenness	17	0
Family-Non Violent	4	0
Liquor Law Violation	39	7
Peeping Tom	0	0
Runaway	0	0
Trespass	8	1
All Other Offense	23	1
<b>Total Group B</b>	<b>229</b>	<b>42</b>

TIBRS Group A Offenses	Offenses		Arrests	
	Reported	Cleared	Adult	Juvenile
<b>Crimes Against Persons</b>				
Murder	0	0	0	0
Negligent Manslaughter	0	0	0	0
Kidnapping/Abduction	5	2	2	0
Forcible Rape	1	0	0	0
Forcible Sodomy	2	0	0	0
Sexual Assault w/Object	0	0	0	0
Forcible Fondling	4	1	1	0
Incest	0	0	0	0
Statutory Rape	7	2	2	0
Aggravated Assault	52	33	19	3
Simple Assault	170	99	53	9
Intimidation	99	30	7	1
Stalking	5	1	0	0
<b>Crimes Against Property</b>				
Arson	0	0	0	0
Bribery	0	0	0	0
Burglary	130	15	19	0
Counterfeiting/Forgery	35	18	15	0
Destruction/Damage/Vandalism	246	26	3	2
Embezzlement	49	16	10	2
Extortion/Blackmail	0	0	0	0
Fraud - False Pretenses	58	18	10	0
Fraud - Credit Card/ATM	14	9	8	0
Fraud - Impersonation	29	26	16	2
Fraud - Welfare	0	0	0	0
Fraud - Wire	0	0	0	0
Motor Vehicle Theft	88	4	3	2
Robbery	23	5	5	0
Stolen Property Offense	2	2	0	0
Theft - Pocket Picking	11	0	0	0
Theft - Purse Snatching	1	0	0	0
Theft - Shoplifting	353	300	265	108
Theft from Building	90	10	4	0
Theft from Coin Machine	10	1	3	0
Theft from Motor Vehicle	108	6	5	0
Theft of Motor Vehicle Parts	124	7	3	3
Theft - All Other Larceny	104	20	10	0
<b>Crimes Against Society</b>				
Drug/Narcotic Violations	79	74	106	7
Drug/Narcotic Equipment Violations	53	51	14	1
Gambling-Betting/Wagering	0	0	0	0
Gambling-Operating/Promoting	0	0	0	0
Gambling-Equipment Violation	0	0	0	0
Gambling-Sports Tampering	0	0	0	0
Pornography/Obscene Materials	0	0	0	0
Prostitution	0	0	0	0
Prostitution-Assisting/Promoting	0	0	0	0
Weapon Law Violations	10	10	5	1
<b>Total Group A Offenses</b>	<b>1,962</b>	<b>786</b>	<b>588</b>	<b>141</b>



# Gordonville Police Department

<b>2001 Population Estimate</b>	<b>1,066</b>
<b>Offense Overview</b>	
Offense Total	90
Number Cleared	38
Percent Cleared	42.2%
Group A Crimes per 100,000 population	8,442.8
<b>Arrest Overview</b>	
Total Arrests	53
Adult Arrests	53
Juvenile Arrests	0
Unknown Age	0
Arrests per 100,000 population	4,971.9
Avg. number offenses/incident	1.13

Domestic Violence Victims		
Offense	Total	Arrests
Murder	0	0
Aggravated Assault	1	1
Simple Assault	4	3
Intimidation	0	0
Stalking	0	0
Forcible Rape	0	0
Forcible Sodomy	0	0
Sexual Assault w/Object	0	0
Forcible Fondling	0	0
Incest	0	0
Statutory Rape	0	0
Kidnapping/Abduction	0	0
<b>Total</b>	<b>5</b>	<b>4</b>

TIBRS Group B Arrests		
Offense	Adult	Juvenile
Bad Checks	0	0
Curfew/Vagrancy	0	0
Disorderly Conduct	0	0
DUI	12	0
Drunkness	7	0
Family-Non Violent	0	0
Liquor Law Violation	2	0
Peeping Tom	0	0
Runaway	0	0
Trespass	0	0
All Other Offense	0	0
<b>Total Group B</b>	<b>21</b>	<b>0</b>

TIBRS Group A Offenses	Offenses		Arrests	
	Reported	Cleared	Adult	Juvenile
<b>Crimes Against Persons</b>				
Murder	0	0	0	0
Negligent Manslaughter	0	0	0	0
Kidnapping/Abduction	0	0	0	0
Forcible Rape	0	0	0	0
Forcible Sodomy	0	0	0	0
Sexual Assault w/Object	0	0	0	0
Forcible Fondling	1	0	0	0
Incest	0	0	0	0
Statutory Rape	0	0	0	0
Aggravated Assault	3	2	2	0
Simple Assault	7	7	6	0
Intimidation	1	0	0	0
Stalking	0	0	0	0
<b>Crimes Against Property</b>				
Arson	0	0	0	0
Bribery	0	0	0	0
Burglary	11	1	4	0
Counterfeiting/Forgery	4	2	1	0
Destruction/Damage/Vandalism	9	1	1	0
Embezzlement	0	0	0	0
Extortion/Blackmail	0	0	0	0
Fraud - False Pretenses	1	0	0	0
Fraud - Credit Card/ATM	1	1	0	0
Fraud - Impersonation	4	3	3	0
Fraud - Welfare	0	0	0	0
Fraud - Wire	0	0	0	0
Motor Vehicle Theft	2	1	1	0
Robbery	4	3	0	0
Stolen Property Offense	1	1	2	0
Theft - Pocket Picking	0	0	0	0
Theft - Purse Snatching	0	0	0	0
Theft - Shoplifting	1	1	1	0
Theft from Building	11	2	2	0
Theft from Coin Machine	0	0	0	0
Theft from Motor Vehicle	2	0	0	0
Theft of Motor Vehicle Parts	2	1	1	0
Theft - All Other Larceny	14	1	2	0
<b>Crimes Against Society</b>				
Drug/Narcotic Violations	8	8	5	0
Drug/Narcotic Equipment Violations	1	1	0	0
Gambling-Betting/Wagering	0	0	0	0
Gambling-Operating/Promoting	0	0	0	0
Gambling-Equipment Violation	0	0	0	0
Gambling-Sports Tampering	0	0	0	0
Pornography/Obscene Materials	0	0	0	0
Prostitution	0	0	0	0
Prostitution-Assisting/Promoting	0	0	0	0
Weapon Law Violations	2	2	1	0
<b>Total Group A Offenses</b>	<b>90</b>	<b>38</b>	<b>32</b>	<b>0</b>





# Grand Junction Police Department

<b>2001 Population Estimate</b>	<b>301</b>
<b>Offense Overview</b>	
Offense Total	74
Number Cleared	15
Percent Cleared	20.3%
Group A Crimes per 100,000 population	24,584.7

<b>Arrest Overview</b>	
Total Arrests	14
Adult Arrests	12
Juvenile Arrests	1
Unknown Age	1
Arrests per 100,000 population	4,651.2
Avg. number offenses/incident	1.00

Domestic Violence Victims		
Offense	Total	Arrests
Murder	0	0
Aggravated Assault	1	0
Simple Assault	0	0
Intimidation	4	1
Stalking	0	0
Forcible Rape	0	0
Forcible Sodomy	0	0
Sexual Assault w/Object	0	0
Forcible Fondling	0	0
Incest	0	0
Statutory Rape	0	0
Kidnapping/Abduction	0	0
<b>Total</b>	<b>5</b>	<b>1</b>

TIBRS Group B Arrests		
Offense	Adult	Juvenile
Bad Checks	0	0
Curfew/Vagrancy	0	0
Disorderly Conduct	0	0
DUI	3	0
Drunkenness	0	0
Family-Non Violent	0	0
Liquor Law Violation	0	0
Peeping Tom	0	0
Runaway	0	0
Trespass	0	0
All Other Offense	0	0
<b>Total Group B</b>	<b>3</b>	<b>0</b>

TIBRS Group A Offenses	Offenses		Arrests	
	Reported	Cleared	Adult	Juvenile
<b>Crimes Against Persons</b>				
Murder	0	0	0	0
Negligent Manslaughter	0	0	0	0
Kidnapping/Abduction	0	0	0	0
Forcible Rape	0	0	0	0
Forcible Sodomy	0	0	0	0
Sexual Assault w/Object	0	0	0	0
Forcible Fondling	0	0	0	0
Incest	0	0	0	0
Statutory Rape	0	0	0	0
Aggravated Assault	1	1	0	0
Simple Assault	8	3	3	0
Intimidation	9	3	2	0
Stalking	0	0	0	0
<b>Crimes Against Property</b>				
Arson	0	0	0	0
Bribery	0	0	0	0
Burglary	6	0	0	0
Counterfeiting/Forgery	0	0	0	0
Destruction/Damage/Vandalism	6	1	1	0
Embezzlement	0	0	0	0
Extortion/Blackmail	0	0	0	0
Fraud - False Pretenses	1	1	1	0
Fraud - Credit Card/ATM	0	0	0	0
Fraud - Impersonation	0	0	0	0
Fraud - Welfare	0	0	0	0
Fraud - Wire	0	0	0	0
Motor Vehicle Theft	0	0	0	0
Robbery	0	0	0	0
Stolen Property Offense	0	0	0	0
Theft - Pocket Picking	2	0	0	0
Theft - Purse Snatching	1	0	0	0
Theft - Shoplifting	0	0	0	0
Theft from Building	9	1	0	0
Theft from Coin Machine	2	0	0	0
Theft from Motor Vehicle	10	1	0	0
Theft of Motor Vehicle Parts	1	0	0	0
Theft - All Other Larceny	15	1	0	0
<b>Crimes Against Society</b>				
Drug/Narcotic Violations	2	2	1	1
Drug/Narcotic Equipment Violations	0	0	0	0
Gambling-Betting/Wagering	0	0	0	0
Gambling-Operating/Promoting	0	0	0	0
Gambling-Equipment Violation	0	0	0	0
Gambling-Sports Tampering	0	0	0	0
Pornography/Obscene Materials	0	0	0	0
Prostitution	0	0	0	0
Prostitution-Assisting/Promoting	0	0	0	0
Weapon Law Violations	1	1	1	0
<b>Total Group A Offenses</b>	<b>74</b>	<b>15</b>	<b>9</b>	<b>1</b>



# Graysville Police Department

<b>2001 Population Estimate</b>	<b>1,411</b>
<b>Offense Overview</b>	
Offense Total	95
Number Cleared	18
Percent Cleared	18.9%
Group A Crimes per 100,000 population	6,732.8

<b>Arrest Overview</b>	
Total Arrests	54
Adult Arrests	47
Juvenile Arrests	7
Unknown Age	0
Arrests per 100,000 population	3,827.1
Avg. number offenses/incident	1.00

<b>Domestic Violence Victims</b>		
Offense	Total	Arrests
Murder	0	0
Aggravated Assault	0	0
Simple Assault	6	2
Intimidation	1	0
Stalking	0	0
Forcible Rape	0	0
Forcible Sodomy	0	0
Sexual Assault w/Object	0	0
Forcible Fondling	0	0
Incest	0	0
Statutory Rape	0	0
Kidnapping/Abduction	0	0
<b>Total</b>	<b>7</b>	<b>2</b>

<b>TIBRS Group B Arrests</b>		
Offense	Adult	Juvenile
Bad Checks	0	0
Curfew/Vagrancy	0	0
Disorderly Conduct	0	2
DUI	8	0
Drunkness	15	1
Family-Non Violent	1	0
Liquor Law Violation	1	0
Peeping Tom	0	0
Runaway	0	0
Trespass	0	0
All Other Offense	6	1
<b>Total Group B</b>	<b>31</b>	<b>4</b>

<b>TIBRS Group A Offenses</b>	<b>Offenses</b>		<b>Arrests</b>	
	Reported	Cleared	Adult	Juvenile
<b>Crimes Against Persons</b>				
Murder	0	0	0	0
Negligent Manslaughter	0	0	0	0
Kidnapping/Abduction	0	0	0	0
Forcible Rape	1	0	0	0
Forcible Sodomy	0	0	0	0
Sexual Assault w/Object	0	0	0	0
Forcible Fondling	0	0	0	0
Incest	0	0	0	0
Statutory Rape	0	0	0	0
Aggravated Assault	7	1	1	0
Simple Assault	25	8	8	0
Intimidation	15	1	0	0
Stalking	1	0	0	0
<b>Crimes Against Property</b>				
Arson	1	0	0	0
Bribery	0	0	0	0
Burglary	6	1	0	0
Counterfeiting/Forgery	0	0	0	0
Destruction/Damage/Vandalism	11	0	0	0
Embezzlement	0	0	0	0
Extortion/Blackmail	0	0	0	0
Fraud - False Pretenses	2	1	3	0
Fraud - Credit Card/ATM	0	0	0	0
Fraud - Impersonation	0	0	0	0
Fraud - Welfare	0	0	0	0
Fraud - Wire	0	0	0	0
Motor Vehicle Theft	3	1	0	3
Robbery	0	0	0	0
Stolen Property Offense	1	0	1	0
Theft - Pocket Picking	1	0	0	0
Theft - Purse Snatching	1	0	0	0
Theft - Shoplifting	0	0	0	0
Theft from Building	2	0	0	0
Theft from Coin Machine	0	0	0	0
Theft from Motor Vehicle	0	0	0	0
Theft of Motor Vehicle Parts	0	0	0	0
Theft - All Other Larceny	13	0	0	0
<b>Crimes Against Society</b>				
Drug/Narcotic Violations	5	5	3	0
Drug/Narcotic Equipment Violations	0	0	0	0
Gambling-Betting/Wagering	0	0	0	0
Gambling-Operating/Promoting	0	0	0	0
Gambling-Equipment Violation	0	0	0	0
Gambling-Sports Tampering	0	0	0	0
Pornography/Obscene Materials	0	0	0	0
Prostitution	0	0	0	0
Prostitution-Assisting/Promoting	0	0	0	0
Weapon Law Violations	0	0	0	0
<b>Total Group A Offenses</b>	<b>95</b>	<b>18</b>	<b>16</b>	<b>3</b>



# Greenbrier Police Department

<b>2001 Population Estimate</b>	<b>4,940</b>
<b>Offense Overview</b>	
Offense Total	396
Number Cleared	165
Percent Cleared	41.7%

Group A Crimes per 100,000 population	8,016.2
---------------------------------------	---------

<b>Arrest Overview</b>	
Total Arrests	227
Adult Arrests	163
Juvenile Arrests	64
Unknown Age	0

Arrests per 100,000 population	4,595.1
--------------------------------	---------

Avg. number offenses/incident	1.11
-------------------------------	------

<b>Domestic Violence Victims</b>		
Offense	Total	Arrests
Murder	0	0
Aggravated Assault	7	6
Simple Assault	34	31
Intimidation	8	5
Stalking	1	1
Forcible Rape	0	0
Forcible Sodomy	0	0
Sexual Assault w/Object	0	0
Forcible Fondling	0	0
Incest	0	0
Statutory Rape	0	0
Kidnapping/Abduction	1	1
<b>Total</b>	<b>51</b>	<b>44</b>

<b>TIBRS Group B Arrests</b>		
Offense	Adult	Juvenile
Bad Checks	0	0
Curfew/Vagrancy	0	10
Disorderly Conduct	0	0
DUI	28	0
Drunkenness	7	0
Family-Non Violent	0	0
Liquor Law Violation	4	3
Peeping Tom	0	0
Runaway	0	2
Trespass	0	0
All Other Offense	13	14
<b>Total Group B</b>	<b>52</b>	<b>29</b>

<b>TIBRS Group A Offenses</b>	<b>Offenses</b>		<b>Arrests</b>	
	<b>Reported</b>	<b>Cleared</b>	<b>Adult</b>	<b>Juvenile</b>
<b>Crimes Against Persons</b>				
Murder	0	0	0	0
Negligent Manslaughter	0	0	0	0
Kidnapping/Abduction	3	3	1	0
Forcible Rape	2	1	1	0
Forcible Sodomy	0	0	0	0
Sexual Assault w/Object	0	0	0	0
Forcible Fondling	3	2	1	0
Incest	0	0	0	0
Statutory Rape	0	0	0	0
Aggravated Assault	32	23	19	4
Simple Assault	75	50	43	4
Intimidation	35	7	5	1
Stalking	2	1	1	0
<b>Crimes Against Property</b>				
Arson	1	0	0	0
Bribery	0	0	0	0
Burglary	29	3	1	3
Counterfeiting/Forgery	2	1	1	0
Destruction/Damage/Vandalism	71	13	3	10
Embezzlement	0	0	0	0
Extortion/Blackmail	0	0	0	0
Fraud - False Pretenses	5	3	1	1
Fraud - Credit Card/ATM	0	0	0	0
Fraud - Impersonation	3	2	1	1
Fraud - Welfare	0	0	0	0
Fraud - Wire	0	0	0	0
Motor Vehicle Theft	10	0	0	0
Robbery	4	1	4	0
Stolen Property Offense	0	0	0	0
Theft - Pocket Picking	2	0	0	0
Theft - Purse Snatching	0	0	0	0
Theft - Shoplifting	5	4	3	1
Theft from Building	16	2	0	1
Theft from Coin Machine	5	0	0	0
Theft from Motor Vehicle	20	12	1	0
Theft of Motor Vehicle Parts	9	2	1	0
Theft - All Other Larceny	26	2	0	1
<b>Crimes Against Society</b>				
Drug/Narcotic Violations	24	21	17	6
Drug/Narcotic Equipment Violations	6	6	3	2
Gambling-Betting/Wagering	0	0	0	0
Gambling-Operating/Promoting	0	0	0	0
Gambling-Equipment Violation	0	0	0	0
Gambling-Sports Tampering	0	0	0	0
Pornography/Obscene Materials	0	0	0	0
Prostitution	0	0	0	0
Prostitution-Assisting/Promoting	0	0	0	0
Weapon Law Violations	6	6	4	0
<b>Total Group A Offenses</b>	<b>396</b>	<b>165</b>	<b>111</b>	<b>35</b>



# Greeneville Police Department

**2001 Population Estimate**                      **15,198**

**Offense Overview**

Offense Total                                      2,160  
 Number Cleared                                309  
 Percent Cleared                                14.3%

Group A Crimes per 100,000  
 population                                      14,212.4

**Arrest Overview**

Total Arrests                                    493  
 Adult Arrests                                    438  
 Juvenile Arrests                                55  
 Unknown Age                                    0

Arrests per 100,000 population            3,243.8

Avg. number offenses/incident            1.15

**Domestic Violence Victims**

Offense	Total	Arrests
Murder	0	0
Aggravated Assault	2	0
Simple Assault	104	30
Intimidation	8	0
Stalking	1	0
Forcible Rape	2	0
Forcible Sodomy	0	0
Sexual Assault w/Object	0	0
Forcible Fondling	2	0
Incest	1	0
Statutory Rape	0	0
Kidnapping/Abduction	0	0
<b>Total</b>	<b>120</b>	<b>30</b>

**TIBRS Group B Arrests**

Offense	Adult	Juvenile
Bad Checks	0	0
Curfew/Vagrancy	0	0
Disorderly Conduct	6	2
DUI	80	0
Drunkenness	91	2
Family-Non Violent	0	0
Liquor Law Violation	5	1
Peeping Tom	0	0
Runaway	0	26
Trespass	3	0
All Other Offense	3	0
<b>Total Group B</b>	<b>188</b>	<b>31</b>

TIBRS Group A Offenses	Offenses		Arrests	
	Reported	Cleared	Adult	Juvenile
<b>Crimes Against Persons</b>				
Murder	0	0	0	0
Negligent Manslaughter	0	0	0	0
Kidnapping/Abduction	2	2	3	0
Forcible Rape	0	0	0	0
Forcible Sodomy	0	0	0	0
Sexual Assault w/Object	1	0	0	0
Forcible Fondling	0	0	0	0
Incest	1	0	0	0
Statutory Rape	10	0	0	0
Aggravated Assault	47	6	1	1
Simple Assault	298	50	47	3
Intimidation	112	1	0	1
Stalking	5	1	1	0
<b>Crimes Against Property</b>				
Arson	2	0	0	0
Bribery	0	0	0	0
Burglary	107	6	6	1
Counterfeiting/Forgery	208	53	52	0
Destruction/Damage/Vandalism	310	8	3	6
Embezzlement	1	0	0	0
Extortion/Blackmail	0	0	0	0
Fraud - False Pretenses	201	45	2	0
Fraud - Credit Card/ATM	46	0	0	0
Fraud - Impersonation	9	4	3	1
Fraud - Welfare	0	0	0	0
Fraud - Wire	13	0	0	0
Motor Vehicle Theft	55	1	1	0
Robbery	17	5	6	0
Stolen Property Offense	5	0	0	0
Theft - Pocket Picking	2	0	0	0
Theft - Purse Snatching	6	1	1	0
Theft - Shoplifting	69	37	38	7
Theft from Building	218	23	20	0
Theft from Coin Machine	4	0	0	0
Theft from Motor Vehicle	117	4	5	1
Theft of Motor Vehicle Parts	72	2	3	0
Theft - All Other Larceny	162	5	3	0
<b>Crimes Against Society</b>				
Drug/Narcotic Violations	38	36	35	3
Drug/Narcotic Equipment Violations	11	11	12	0
Gambling-Betting/Wagering	1	0	0	0
Gambling-Operating/Promoting	0	0	0	0
Gambling-Equipment Violation	0	0	0	0
Gambling-Sports Tampering	0	0	0	0
Pornography/Obscene Materials	1	0	0	0
Prostitution	0	0	0	0
Prostitution-Assisting/Promoting	0	0	0	0
Weapon Law Violations	9	8	8	0
<b>Total Group A Offenses</b>	<b>2,160</b>	<b>309</b>	<b>250</b>	<b>24</b>



# Greenfield Police Department

<b>2001 Population Estimate</b>	<b>2,208</b>
<b>Offense Overview</b>	
Offense Total	101
Number Cleared	53
Percent Cleared	52.5%

Group A Crimes per 100,000 population	4,574.3
---------------------------------------	---------

<b>Arrest Overview</b>	
Total Arrests	68
Adult Arrests	67
Juvenile Arrests	0
Unknown Age	1

Arrests per 100,000 population	3,079.7
--------------------------------	---------

Avg. number offenses/incident	1.17
-------------------------------	------

<b>Domestic Violence Victims</b>		
Offense	Total	Arrests
Murder	0	0
Aggravated Assault	0	0
Simple Assault	11	6
Intimidation	0	0
Stalking	0	0
Forcible Rape	0	0
Forcible Sodomy	0	0
Sexual Assault w/Object	0	0
Forcible Fondling	0	0
Incest	0	0
Statutory Rape	0	0
Kidnapping/Abduction	0	0
<b>Total</b>	<b>11</b>	<b>6</b>

<b>TIBRS Group B Arrests</b>		
Offense	Adult	Juvenile
Bad Checks	0	0
Curfew/Vagrancy	0	0
Disorderly Conduct	1	0
DUI	10	0
Drunkenness	8	0
Family-Non Violent	0	0
Liquor Law Violation	4	0
Peeping Tom	0	0
Runaway	0	0
Trespass	0	0
All Other Offense	1	0
<b>Total Group B</b>	<b>24</b>	<b>0</b>

<b>TIBRS Group A Offenses</b>	<b>Offenses</b>		<b>Arrests</b>	
	<b>Reported</b>	<b>Cleared</b>	<b>Adult</b>	<b>Juvenile</b>
<b>Crimes Against Persons</b>				
Murder	0	0	0	0
Negligent Manslaughter	0	0	0	0
Kidnapping/Abduction	0	0	0	0
Forcible Rape	0	0	0	0
Forcible Sodomy	0	0	0	0
Sexual Assault w/Object	0	0	0	0
Forcible Fondling	0	0	0	0
Incest	0	0	0	0
Statutory Rape	1	1	1	0
Aggravated Assault	5	3	1	0
Simple Assault	21	11	10	0
Intimidation	2	0	0	0
Stalking	0	0	0	0
<b>Crimes Against Property</b>				
Arson	0	0	0	0
Bribery	0	0	0	0
Burglary	4	0	0	0
Counterfeiting/Forgery	2	0	0	0
Destruction/Damage/Vandalism	12	0	0	0
Embezzlement	0	0	0	0
Extortion/Blackmail	0	0	0	0
Fraud - False Pretenses	3	2	1	0
Fraud - Credit Card/ATM	0	0	0	0
Fraud - Impersonation	2	2	2	0
Fraud - Welfare	0	0	0	0
Fraud - Wire	0	0	0	0
Motor Vehicle Theft	0	0	0	0
Robbery	0	0	0	0
Stolen Property Offense	0	0	0	0
Theft - Pocket Picking	0	0	0	0
Theft - Purse Snatching	0	0	0	0
Theft - Shoplifting	2	2	2	0
Theft from Building	4	1	1	0
Theft from Coin Machine	0	0	0	0
Theft from Motor Vehicle	4	0	0	0
Theft of Motor Vehicle Parts	0	0	0	0
Theft - All Other Larceny	9	1	1	0
<b>Crimes Against Society</b>				
Drug/Narcotic Violations	22	22	23	0
Drug/Narcotic Equipment Violations	8	8	1	0
Gambling-Betting/Wagering	0	0	0	0
Gambling-Operating/Promoting	0	0	0	0
Gambling-Equipment Violation	0	0	0	0
Gambling-Sports Tampering	0	0	0	0
Pornography/Obscene Materials	0	0	0	0
Prostitution	0	0	0	0
Prostitution-Assisting/Promoting	0	0	0	0
Weapon Law Violations	0	0	0	0
<b>Total Group A Offenses</b>	<b>101</b>	<b>53</b>	<b>43</b>	<b>0</b>



# Halls Police Department

<b>2001 Population Estimate</b>	<b>2,311</b>
<b>Offense Overview</b>	
Offense Total	192
Number Cleared	81
Percent Cleared	42.2%
Group A Crimes per 100,000 population	8,308.1
<b>Arrest Overview</b>	
Total Arrests	65
Adult Arrests	54
Juvenile Arrests	11
Unknown Age	0
Arrests per 100,000 population	2,812.6
Avg. number offenses/incident	1.00

Domestic Violence Victims		
Offense	Total	Arrests
Murder	0	0
Aggravated Assault	0	0
Simple Assault	2	2
Intimidation	0	0
Stalking	0	0
Forcible Rape	0	0
Forcible Sodomy	0	0
Sexual Assault w/Object	0	0
Forcible Fondling	0	0
Incest	0	0
Statutory Rape	0	0
Kidnapping/Abduction	0	0
<b>Total</b>	<b>2</b>	<b>2</b>

TIBRS Group B Arrests		
Offense	Adult	Juvenile
Bad Checks	0	0
Curfew/Vagrancy	0	0
Disorderly Conduct	5	0
DUI	3	0
Drunkness	1	0
Family-Non Violent	0	0
Liquor Law Violation	2	0
Peeping Tom	0	0
Runaway	0	0
Trespass	0	0
All Other Offense	0	0
<b>Total Group B</b>	<b>11</b>	<b>0</b>

TIBRS Group A Offenses	Offenses		Arrests	
	Reported	Cleared	Adult	Juvenile
<b>Crimes Against Persons</b>				
Murder	0	0	0	0
Negligent Manslaughter	0	0	0	0
Kidnapping/Abduction	0	0	0	0
Forcible Rape	1	1	1	0
Forcible Sodomy	1	1	1	0
Sexual Assault w/Object	0	0	0	0
Forcible Fondling	0	0	0	0
Incest	0	0	0	0
Statutory Rape	0	0	0	0
Aggravated Assault	7	6	5	0
Simple Assault	29	13	6	3
Intimidation	8	5	0	0
Stalking	0	0	0	0
<b>Crimes Against Property</b>				
Arson	0	0	0	0
Bribery	0	0	0	0
Burglary	18	5	2	0
Counterfeiting/Forgery	6	6	5	0
Destruction/Damage/Vandalism	33	10	2	1
Embezzlement	3	0	0	0
Extortion/Blackmail	0	0	0	0
Fraud - False Pretenses	9	3	3	0
Fraud - Credit Card/ATM	1	0	0	0
Fraud - Impersonation	2	1	1	0
Fraud - Welfare	0	0	0	0
Fraud - Wire	0	0	0	0
Motor Vehicle Theft	5	0	0	0
Robbery	6	2	0	0
Stolen Property Offense	3	2	0	2
Theft - Pocket Picking	0	0	0	0
Theft - Purse Snatching	0	0	0	0
Theft - Shoplifting	1	1	1	0
Theft from Building	4	2	0	1
Theft from Coin Machine	1	0	0	0
Theft from Motor Vehicle	8	1	1	0
Theft of Motor Vehicle Parts	5	1	0	0
Theft - All Other Larceny	22	3	1	0
<b>Crimes Against Society</b>				
Drug/Narcotic Violations	19	18	14	4
Drug/Narcotic Equipment Violations	0	0	0	0
Gambling-Betting/Wagering	0	0	0	0
Gambling-Operating/Promoting	0	0	0	0
Gambling-Equipment Violation	0	0	0	0
Gambling-Sports Tampering	0	0	0	0
Pornography/Obscene Materials	0	0	0	0
Prostitution	0	0	0	0
Prostitution-Assisting/Promoting	0	0	0	0
Weapon Law Violations	0	0	0	0
<b>Total Group A Offenses</b>	<b>192</b>	<b>81</b>	<b>43</b>	<b>11</b>



# Harriman Police Department

<b>2001 Population Estimate</b>	<b>6,744</b>
<b>Offense Overview</b>	
Offense Total	1,230
Number Cleared	414
Percent Cleared	33.7%
Group A Crimes per 100,000 population	18,238.4
<b>Arrest Overview</b>	
Total Arrests	473
Adult Arrests	453
Juvenile Arrests	20
Unknown Age	0
Arrests per 100,000 population	7,013.6
Avg. number offenses/incident	1.22

<b>Domestic Violence Victims</b>		
Offense	Total	Arrests
Murder	0	0
Aggravated Assault	6	3
Simple Assault	44	24
Intimidation	6	0
Stalking	0	0
Forcible Rape	1	0
Forcible Sodomy	0	0
Sexual Assault w/Object	0	0
Forcible Fondling	0	0
Incest	0	0
Statutory Rape	1	1
Kidnapping/Abduction	0	0
<b>Total</b>	<b>58</b>	<b>28</b>

<b>TIBRS Group B Arrests</b>		
Offense	Adult	Juvenile
Bad Checks	3	0
Curfew/Vagrancy	0	0
Disorderly Conduct	9	1
DUI	55	0
Drunkenness	21	1
Family-Non Violent	1	0
Liquor Law Violation	25	7
Peeping Tom	0	0
Runaway	0	0
Trespass	5	0
All Other Offense	19	1
<b>Total Group B</b>	<b>138</b>	<b>10</b>

<b>TIBRS Group A Offenses</b>	<b>Offenses</b>		<b>Arrests</b>	
	<b>Reported</b>	<b>Cleared</b>	<b>Adult</b>	<b>Juvenile</b>
<b>Crimes Against Persons</b>				
Murder	0	0	0	0
Negligent Manslaughter	0	0	0	0
Kidnapping/Abduction	5	4	1	0
Forcible Rape	2	0	0	0
Forcible Sodomy	1	0	0	0
Sexual Assault w/Object	0	0	0	0
Forcible Fondling	2	0	0	0
Incest	0	0	0	0
Statutory Rape	2	2	2	0
Aggravated Assault	38	25	17	3
Simple Assault	100	46	46	1
Intimidation	29	3	3	0
Stalking	0	0	0	0
<b>Crimes Against Property</b>				
Arson	3	0	0	0
Bribery	0	0	0	0
Burglary	137	8	8	0
Counterfeiting/Forgery	33	9	10	0
Destruction/Damage/Vandalism	238	11	4	1
Embezzlement	0	0	0	0
Extortion/Blackmail	0	0	0	0
Fraud - False Pretenses	7	1	1	0
Fraud - Credit Card/ATM	4	0	0	0
Fraud - Impersonation	12	10	7	0
Fraud - Welfare	0	0	0	0
Fraud - Wire	0	0	0	0
Motor Vehicle Theft	21	2	2	0
Robbery	11	2	2	0
Stolen Property Offense	10	10	3	0
Theft - Pocket Picking	0	0	0	0
Theft - Purse Snatching	0	0	0	0
Theft - Shoplifting	47	20	24	0
Theft from Building	89	7	3	0
Theft from Coin Machine	8	0	0	0
Theft from Motor Vehicle	82	4	1	0
Theft of Motor Vehicle Parts	13	0	0	0
Theft - All Other Larceny	91	5	8	0
<b>Crimes Against Society</b>				
Drug/Narcotic Violations	156	156	142	5
Drug/Narcotic Equipment Violations	74	74	21	0
Gambling-Betting/Wagering	0	0	0	0
Gambling-Operating/Promoting	0	0	0	0
Gambling-Equipment Violation	0	0	0	0
Gambling-Sports Tampering	0	0	0	0
Pornography/Obscene Materials	0	0	0	0
Prostitution	0	0	0	0
Prostitution-Assisting/Promoting	0	0	0	0
Weapon Law Violations	15	15	10	0
<b>Total Group A Offenses</b>	<b>1,230</b>	<b>414</b>	<b>315</b>	<b>10</b>



# Henderson Police Department

<b>2001 Population Estimate</b>	<b>5,670</b>
<b>Offense Overview</b>	
Offense Total	486
Number Cleared	200
Percent Cleared	41.2%
Group A Crimes per 100,000 population	8,571.4
<b>Arrest Overview</b>	
Total Arrests	298
Adult Arrests	256
Juvenile Arrests	39
Unknown Age	3
Arrests per 100,000 population	5,255.7
Avg. number offenses/incident	1.04

Domestic Violence Victims		
Offense	Total	Arrests
Murder	0	0
Aggravated Assault	3	3
Simple Assault	6	6
Intimidation	0	0
Stalking	0	0
Forcible Rape	0	0
Forcible Sodomy	0	0
Sexual Assault w/Object	0	0
Forcible Fondling	0	0
Incest	0	0
Statutory Rape	0	0
Kidnapping/Abduction	0	0
<b>Total</b>	<b>9</b>	<b>9</b>

TIBRS Group B Arrests		
Offense	Adult	Juvenile
Bad Checks	0	0
Curfew/Vagrancy	0	0
Disorderly Conduct	1	0
DUI	30	1
Drunkness	39	0
Family-Non Violent	0	0
Liquor Law Violation	9	2
Peeping Tom	0	0
Runaway	0	0
Trespass	0	0
All Other Offense	0	0
<b>Total Group B</b>	<b>79</b>	<b>3</b>

TIBRS Group A Offenses	Offenses		Arrests	
	Reported	Cleared	Adult	Juvenile
<b>Crimes Against Persons</b>				
Murder	0	0	0	0
Negligent Manslaughter	0	0	0	0
Kidnapping/Abduction	0	0	0	0
Forcible Rape	2	2	1	1
Forcible Sodomy	0	0	0	0
Sexual Assault w/Object	0	0	0	0
Forcible Fondling	0	0	0	0
Incest	0	0	0	0
Statutory Rape	2	1	1	0
Aggravated Assault	25	20	18	3
Simple Assault	71	25	18	4
Intimidation	4	3	1	0
Stalking	0	0	0	0
<b>Crimes Against Property</b>				
Arson	0	0	0	0
Bribery	0	0	0	0
Burglary	37	4	2	3
Counterfeiting/Forgery	24	18	21	0
Destruction/Damage/Vandalism	68	21	15	15
Embezzlement	1	1	1	0
Extortion/Blackmail	0	0	0	0
Fraud - False Pretenses	5	2	1	0
Fraud - Credit Card/ATM	0	0	0	0
Fraud - Impersonation	0	0	0	0
Fraud - Welfare	0	0	0	0
Fraud - Wire	0	0	0	0
Motor Vehicle Theft	11	3	2	0
Robbery	4	1	0	0
Stolen Property Offense	0	0	0	0
Theft - Pocket Picking	0	0	0	0
Theft - Purse Snatching	3	0	0	0
Theft - Shoplifting	4	2	3	0
Theft from Building	32	7	8	0
Theft from Coin Machine	0	0	0	0
Theft from Motor Vehicle	37	1	2	0
Theft of Motor Vehicle Parts	6	0	0	0
Theft - All Other Larceny	68	13	12	1
<b>Crimes Against Society</b>				
Drug/Narcotic Violations	52	50	55	7
Drug/Narcotic Equipment Violations	20	16	10	2
Gambling-Betting/Wagering	0	0	0	0
Gambling-Operating/Promoting	0	0	0	0
Gambling-Equipment Violation	0	0	0	0
Gambling-Sports Tampering	0	0	0	0
Pornography/Obscene Materials	0	0	0	0
Prostitution	0	0	0	0
Prostitution-Assisting/Promoting	0	0	0	0
Weapon Law Violations	10	10	6	0
<b>Total Group A Offenses</b>	<b>486</b>	<b>200</b>	<b>177</b>	<b>36</b>





# Hendersonville Police Department

<b>2001 Population Estimate</b>	<b>40,620</b>
<b>Offense Overview</b>	
Offense Total	2,807
Number Cleared	898
Percent Cleared	32.0%
Group A Crimes per 100,000 population	6,910.4

<b>Arrest Overview</b>	
Total Arrests	1,433
Adult Arrests	1,011
Juvenile Arrests	422
Unknown Age	0
Arrests per 100,000 population	3,527.8
Avg. number offenses/incident	1.15

Domestic Violence Victims		
Offense	Total	Arrests
Murder	0	0
Aggravated Assault	29	19
Simple Assault	171	100
Intimidation	22	0
Stalking	8	0
Forcible Rape	3	2
Forcible Sodomy	0	0
Sexual Assault w/Object	0	0
Forcible Fondling	2	2
Incest	0	0
Statutory Rape	0	0
Kidnapping/Abduction	6	2
<b>Total</b>	<b>241</b>	<b>125</b>

TIBRS Group B Arrests		
Offense	Adult	Juvenile
Bad Checks	0	0
Curfew/Vagrancy	0	76
Disorderly Conduct	11	5
DUI	197	4
Drunkenness	58	1
Family-Non Violent	2	0
Liquor Law Violation	65	46
Peeping Tom	0	0
Runaway	0	18
Trespass	0	0
All Other Offense	80	80
<b>Total Group B</b>	<b>413</b>	<b>230</b>

TIBRS Group A Offenses	Offenses		Arrests	
	Reported	Cleared	Adult	Juvenile
<b>Crimes Against Persons</b>				
Murder	0	0	0	0
Negligent Manslaughter	0	0	0	0
Kidnapping/Abduction	10	5	3	0
Forcible Rape	12	9	4	1
Forcible Sodomy	0	0	0	0
Sexual Assault w/Object	0	0	0	0
Forcible Fondling	8	5	4	0
Incest	0	0	0	0
Statutory Rape	2	2	2	0
Aggravated Assault	114	83	56	13
Simple Assault	438	226	177	28
Intimidation	152	11	3	2
Stalking	34	2	0	0
<b>Crimes Against Property</b>				
Arson	7	3	2	1
Bribery	0	0	0	0
Burglary	191	24	21	25
Counterfeiting/Forgery	61	26	19	7
Destruction/Damage/Vandalism	500	52	14	26
Embezzlement	13	5	4	0
Extortion/Blackmail	0	0	0	0
Fraud - False Pretenses	84	14	8	1
Fraud - Credit Card/ATM	27	3	0	0
Fraud - Impersonation	36	22	7	3
Fraud - Welfare	0	0	0	0
Fraud - Wire	4	0	0	0
Motor Vehicle Theft	49	15	9	4
Robbery	3	1	0	1
Stolen Property Offense	12	8	5	1
Theft - Pocket Picking	0	0	0	0
Theft - Purse Snatching	3	0	0	0
Theft - Shoplifting	103	50	41	11
Theft from Building	120	11	7	2
Theft from Coin Machine	13	0	0	0
Theft from Motor Vehicle	142	5	2	0
Theft of Motor Vehicle Parts	115	4	3	6
Theft - All Other Larceny	229	17	12	9
<b>Crimes Against Society</b>				
Drug/Narcotic Violations	181	165	149	42
Drug/Narcotic Equipment Violations	107	101	31	3
Gambling-Betting/Wagering	0	0	0	0
Gambling-Operating/Promoting	0	0	0	0
Gambling-Equipment Violation	0	0	0	0
Gambling-Sports Tampering	0	0	0	0
Pornography/Obscene Materials	2	1	0	0
Prostitution	0	0	0	0
Prostitution-Assisting/Promoting	0	0	0	0
Weapon Law Violations	35	28	15	6
<b>Total Group A Offenses</b>	<b>2,807</b>	<b>898</b>	<b>598</b>	<b>192</b>



# Henning Police Department

**2001 Population Estimate**                      **970**

**Offense Overview**

Offense Total                                      83  
 Number Cleared                                22  
 Percent Cleared                                 26.5%

Group A Crimes per 100,000  
 population                                      8,556.7

**Arrest Overview**

Total Arrests                                    27  
 Adult Arrests                                    24  
 Juvenile Arrests                                0  
 Unknown Age                                    3

Arrests per 100,000 population            2,783.5

Avg. number offenses/incident              1.06

Domestic Violence Victims		
Offense	Total	Arrests
Murder	0	0
Aggravated Assault	1	1
Simple Assault	6	5
Intimidation	0	0
Stalking	0	0
Forcible Rape	0	0
Forcible Sodomy	0	0
Sexual Assault w/Object	0	0
Forcible Fondling	0	0
Incest	0	0
Statutory Rape	0	0
Kidnapping/Abduction	0	0
<b>Total</b>	<b>7</b>	<b>6</b>

TIBRS Group B Arrests		
Offense	Adult	Juvenile
Bad Checks	0	0
Curfew/Vagrancy	0	0
Disorderly Conduct	2	0
DUI	0	0
Drunkenness	1	0
Family-Non Violent	0	0
Liquor Law Violation	0	0
Peeping Tom	0	0
Runaway	0	0
Trespass	1	0
All Other Offense	2	0
<b>Total Group B</b>	<b>6</b>	<b>0</b>

TIBRS Group A Offenses	Offenses		Arrests	
	Reported	Cleared	Adult	Juvenile
<b>Crimes Against Persons</b>				
Murder	0	0	0	0
Negligent Manslaughter	0	0	0	0
Kidnapping/Abduction	0	0	0	0
Forcible Rape	0	0	0	0
Forcible Sodomy	0	0	0	0
Sexual Assault w/Object	0	0	0	0
Forcible Fondling	0	0	0	0
Incest	0	0	0	0
Statutory Rape	0	0	0	0
Aggravated Assault	6	4	3	0
Simple Assault	23	11	11	0
Intimidation	1	0	0	0
Stalking	0	0	0	0
<b>Crimes Against Property</b>				
Arson	0	0	0	0
Bribery	0	0	0	0
Burglary	12	1	0	0
Counterfeiting/Forgery	1	0	0	0
Destruction/Damage/Vandalism	18	1	0	0
Embezzlement	0	0	0	0
Extortion/Blackmail	0	0	0	0
Fraud - False Pretenses	0	0	0	0
Fraud - Credit Card/ATM	0	0	0	0
Fraud - Impersonation	1	0	0	0
Fraud - Welfare	0	0	0	0
Fraud - Wire	0	0	0	0
Motor Vehicle Theft	0	0	0	0
Robbery	2	0	0	0
Stolen Property Offense	0	0	0	0
Theft - Pocket Picking	1	0	0	0
Theft - Purse Snatching	0	0	0	0
Theft - Shoplifting	0	0	0	0
Theft from Building	3	0	0	0
Theft from Coin Machine	0	0	0	0
Theft from Motor Vehicle	2	1	1	0
Theft of Motor Vehicle Parts	2	0	0	0
Theft - All Other Larceny	8	1	1	0
<b>Crimes Against Society</b>				
Drug/Narcotic Violations	1	1	0	0
Drug/Narcotic Equipment Violations	2	2	2	0
Gambling-Betting/Wagering	0	0	0	0
Gambling-Operating/Promoting	0	0	0	0
Gambling-Equipment Violation	0	0	0	0
Gambling-Sports Tampering	0	0	0	0
Pornography/Obscene Materials	0	0	0	0
Prostitution	0	0	0	0
Prostitution-Assisting/Promoting	0	0	0	0
Weapon Law Violations	0	0	0	0
<b>Total Group A Offenses</b>	<b>83</b>	<b>22</b>	<b>18</b>	<b>0</b>



# Henry Police Department

<b>2001 Population Estimate</b>	<b>520</b>
<b>Offense Overview</b>	
Offense Total	13
Number Cleared	4
Percent Cleared	30.8%
Group A Crimes per 100,000 population	2,500.0
<b>Arrest Overview</b>	
Total Arrests	3
Adult Arrests	3
Juvenile Arrests	0
Unknown Age	0
Arrests per 100,000 population	576.9
Avg. number offenses/incident	1.00

<b>Domestic Violence Victims</b>		
Offense	Total	Arrests
Murder	0	0
Aggravated Assault	0	0
Simple Assault	2	2
Intimidation	0	0
Stalking	0	0
Forcible Rape	0	0
Forcible Sodomy	0	0
Sexual Assault w/Object	0	0
Forcible Fondling	0	0
Incest	0	0
Statutory Rape	0	0
Kidnapping/Abduction	0	0
<b>Total</b>	<b>2</b>	<b>2</b>

<b>TIBRS Group B Arrests</b>		
Offense	Adult	Juvenile
Bad Checks	0	0
Curfew/Vagrancy	0	0
Disorderly Conduct	0	0
DUI	0	0
Drunkenness	0	0
Family-Non Violent	0	0
Liquor Law Violation	0	0
Peeping Tom	0	0
Runaway	0	0
Trespass	0	0
All Other Offense	0	0
<b>Total Group B</b>	<b>0</b>	<b>0</b>

<b>TIBRS Group A Offenses</b>	<b>Offenses</b>		<b>Arrests</b>	
	<b>Reported</b>	<b>Cleared</b>	<b>Adult</b>	<b>Juvenile</b>
<b>Crimes Against Persons</b>				
Murder	0	0	0	0
Negligent Manslaughter	0	0	0	0
Kidnapping/Abduction	0	0	0	0
Forcible Rape	0	0	0	0
Forcible Sodomy	0	0	0	0
Sexual Assault w/Object	0	0	0	0
Forcible Fondling	0	0	0	0
Incest	0	0	0	0
Statutory Rape	0	0	0	0
Aggravated Assault	1	1	0	0
Simple Assault	5	3	3	0
Intimidation	0	0	0	0
Stalking	0	0	0	0
<b>Crimes Against Property</b>				
Arson	0	0	0	0
Bribery	0	0	0	0
Burglary	2	0	0	0
Counterfeiting/Forgery	0	0	0	0
Destruction/Damage/Vandalism	4	0	0	0
Embezzlement	0	0	0	0
Extortion/Blackmail	0	0	0	0
Fraud - False Pretenses	0	0	0	0
Fraud - Credit Card/ATM	0	0	0	0
Fraud - Impersonation	0	0	0	0
Fraud - Welfare	0	0	0	0
Fraud - Wire	0	0	0	0
Motor Vehicle Theft	0	0	0	0
Robbery	0	0	0	0
Stolen Property Offense	0	0	0	0
Theft - Pocket Picking	0	0	0	0
Theft - Purse Snatching	0	0	0	0
Theft - Shoplifting	0	0	0	0
Theft from Building	0	0	0	0
Theft from Coin Machine	0	0	0	0
Theft from Motor Vehicle	0	0	0	0
Theft of Motor Vehicle Parts	1	0	0	0
Theft - All Other Larceny	0	0	0	0
<b>Crimes Against Society</b>				
Drug/Narcotic Violations	0	0	0	0
Drug/Narcotic Equipment Violations	0	0	0	0
Gambling-Betting/Wagering	0	0	0	0
Gambling-Operating/Promoting	0	0	0	0
Gambling-Equipment Violation	0	0	0	0
Gambling-Sports Tampering	0	0	0	0
Pornography/Obscene Materials	0	0	0	0
Prostitution	0	0	0	0
Prostitution-Assisting/Promoting	0	0	0	0
Weapon Law Violations	0	0	0	0
<b>Total Group A Offenses</b>	<b>13</b>	<b>4</b>	<b>3</b>	<b>0</b>



# Hohenwald Police Department

<b>2001 Population Estimate</b>	<b>3,754</b>
<b>Offense Overview</b>	
Offense Total	230
Number Cleared	134
Percent Cleared	58.3%
Group A Crimes per 100,000 population	6,126.8
<b>Arrest Overview</b>	
Total Arrests	194
Adult Arrests	163
Juvenile Arrests	31
Unknown Age	0
Arrests per 100,000 population	5,167.8
Avg. number offenses/incident	1.22

Domestic Violence Victims		
Offense	Total	Arrests
Murder	0	0
Aggravated Assault	1	0
Simple Assault	8	7
Intimidation	0	0
Stalking	0	0
Forcible Rape	0	0
Forcible Sodomy	0	0
Sexual Assault w/Object	0	0
Forcible Fondling	0	0
Incest	0	0
Statutory Rape	0	0
Kidnapping/Abduction	0	0
<b>Total</b>	<b>9</b>	<b>7</b>

TIBRS Group B Arrests		
Offense	Adult	Juvenile
Bad Checks	0	0
Curfew/Vagrancy	0	0
Disorderly Conduct	11	2
DUI	47	0
Drunkenness	10	0
Family-Non Violent	0	0
Liquor Law Violation	0	0
Peeping Tom	0	0
Runaway	0	0
Trespass	3	0
All Other Offense	7	2
<b>Total Group B</b>	<b>78</b>	<b>4</b>

TIBRS Group A Offenses	Offenses		Arrests	
	Reported	Cleared	Adult	Juvenile
<b>Crimes Against Persons</b>				
Murder	0	0	0	0
Negligent Manslaughter	0	0	0	0
Kidnapping/Abduction	0	0	0	0
Forcible Rape	0	0	0	0
Forcible Sodomy	0	0	0	0
Sexual Assault w/Object	0	0	0	0
Forcible Fondling	0	0	0	0
Incest	0	0	0	0
Statutory Rape	1	0	0	0
Aggravated Assault	5	4	4	0
Simple Assault	14	12	9	3
Intimidation	0	0	0	0
Stalking	0	0	0	0
<b>Crimes Against Property</b>				
Arson	0	0	0	0
Bribery	0	0	0	0
Burglary	17	3	2	5
Counterfeiting/Forgery	11	9	8	2
Destruction/Damage/Vandalism	26	5	1	4
Embezzlement	2	0	0	0
Extortion/Blackmail	0	0	0	0
Fraud - False Pretenses	2	2	2	0
Fraud - Credit Card/ATM	0	0	0	0
Fraud - Impersonation	5	5	5	0
Fraud - Welfare	0	0	0	0
Fraud - Wire	0	0	0	0
Motor Vehicle Theft	9	2	2	0
Robbery	0	0	0	0
Stolen Property Offense	0	0	0	0
Theft - Pocket Picking	0	0	0	0
Theft - Purse Snatching	0	0	0	0
Theft - Shoplifting	1	1	1	0
Theft from Building	6	1	1	0
Theft from Coin Machine	0	0	0	0
Theft from Motor Vehicle	15	0	0	0
Theft of Motor Vehicle Parts	3	0	0	0
Theft - All Other Larceny	30	7	3	2
<b>Crimes Against Society</b>				
Drug/Narcotic Violations	47	47	43	8
Drug/Narcotic Equipment Violations	29	29	0	2
Gambling-Betting/Wagering	0	0	0	0
Gambling-Operating/Promoting	0	0	0	0
Gambling-Equipment Violation	0	0	0	0
Gambling-Sports Tampering	0	0	0	0
Pornography/Obscene Materials	0	0	0	0
Prostitution	0	0	0	0
Prostitution-Assisting/Promoting	0	0	0	0
Weapon Law Violations	7	7	4	1
<b>Total Group A Offenses</b>	<b>230</b>	<b>134</b>	<b>85</b>	<b>27</b>



# Hollow Rock Police Department

<b>2001 Population Estimate</b>	<b>963</b>
<b>Offense Overview</b>	
Offense Total	38
Number Cleared	26
Percent Cleared	68.4%
Group A Crimes per 100,000 population	3,946.0
<b>Arrest Overview</b>	
Total Arrests	40
Adult Arrests	35
Juvenile Arrests	5
Unknown Age	0
Arrests per 100,000 population	4,153.7
Avg. number offenses/incident	1.03

Domestic Violence Victims		
Offense	Total	Arrests
Murder	0	0
Aggravated Assault	0	0
Simple Assault	4	3
Intimidation	0	0
Stalking	0	0
Forcible Rape	0	0
Forcible Sodomy	0	0
Sexual Assault w/Object	0	0
Forcible Fondling	0	0
Incest	0	0
Statutory Rape	0	0
Kidnapping/Abduction	0	0
<b>Total</b>	<b>4</b>	<b>3</b>

TIBRS Group B Arrests		
Offense	Adult	Juvenile
Bad Checks	0	0
Curfew/Vagrancy	0	0
Disorderly Conduct	0	0
DUI	5	0
Drunkenness	2	0
Family-Non Violent	0	0
Liquor Law Violation	0	0
Peeping Tom	0	0
Runaway	0	0
Trespass	0	0
All Other Offense	9	0
<b>Total Group B</b>	<b>16</b>	<b>0</b>

TIBRS Group A Offenses	Offenses		Arrests	
	Reported	Cleared	Adult	Juvenile
<b>Crimes Against Persons</b>				
Murder	0	0	0	0
Negligent Manslaughter	0	0	0	0
Kidnapping/Abduction	0	0	0	0
Forcible Rape	0	0	0	0
Forcible Sodomy	0	0	0	0
Sexual Assault w/Object	0	0	0	0
Forcible Fondling	0	0	0	0
Incest	0	0	0	0
Statutory Rape	1	1	1	0
Aggravated Assault	0	0	0	0
Simple Assault	5	4	3	1
Intimidation	0	0	0	0
Stalking	1	1	1	0
<b>Crimes Against Property</b>				
Arson	0	0	0	0
Bribery	0	0	0	0
Burglary	7	4	2	2
Counterfeiting/Forgery	1	1	0	0
Destruction/Damage/Vandalism	4	1	1	0
Embezzlement	0	0	0	0
Extortion/Blackmail	0	0	0	0
Fraud - False Pretenses	0	0	0	0
Fraud - Credit Card/ATM	0	0	0	0
Fraud - Impersonation	0	0	0	0
Fraud - Welfare	0	0	0	0
Fraud - Wire	0	0	0	0
Motor Vehicle Theft	0	0	0	0
Robbery	1	0	0	0
Stolen Property Offense	3	2	2	0
Theft - Pocket Picking	0	0	0	0
Theft - Purse Snatching	0	0	0	0
Theft - Shoplifting	2	2	2	0
Theft from Building	1	0	0	0
Theft from Coin Machine	0	0	0	0
Theft from Motor Vehicle	4	3	1	2
Theft of Motor Vehicle Parts	1	0	0	0
Theft - All Other Larceny	0	0	0	0
<b>Crimes Against Society</b>				
Drug/Narcotic Violations	3	3	3	0
Drug/Narcotic Equipment Violations	2	2	1	0
Gambling-Betting/Wagering	0	0	0	0
Gambling-Operating/Promoting	0	0	0	0
Gambling-Equipment Violation	0	0	0	0
Gambling-Sports Tampering	0	0	0	0
Pornography/Obscene Materials	0	0	0	0
Prostitution	0	0	0	0
Prostitution-Assisting/Promoting	0	0	0	0
Weapon Law Violations	2	2	2	0
<b>Total Group A Offenses</b>	<b>38</b>	<b>26</b>	<b>19</b>	<b>5</b>



# Hornbeak Police Department

<b>2001 Population Estimate</b>	<b>435</b>
<b>Offense Overview</b>	
Offense Total	3
Number Cleared	0
Percent Cleared	0.0%
Group A Crimes per 100,000 population	689.7
<b>Arrest Overview</b>	
Total Arrests	3
Adult Arrests	3
Juvenile Arrests	0
Unknown Age	0
Arrests per 100,000 population	689.7
Avg. number offenses/incident	1.00

Domestic Violence Victims		
Offense	Total	Arrests
Murder	0	0
Aggravated Assault	0	0
Simple Assault	0	0
Intimidation	0	0
Stalking	0	0
Forcible Rape	0	0
Forcible Sodomy	0	0
Sexual Assault w/Object	0	0
Forcible Fondling	0	0
Incest	0	0
Statutory Rape	0	0
Kidnapping/Abduction	0	0
<b>Total</b>	<b>0</b>	<b>0</b>

TIBRS Group B Arrests		
Offense	Adult	Juvenile
Bad Checks	0	0
Curfew/Vagrancy	0	0
Disorderly Conduct	0	0
DUI	0	0
Drunkness	2	0
Family-Non Violent	0	0
Liquor Law Violation	0	0
Peeping Tom	0	0
Runaway	0	0
Trespass	0	0
All Other Offense	1	0
<b>Total Group B</b>	<b>3</b>	<b>0</b>

TIBRS Group A Offenses	Offenses		Arrests	
	Reported	Cleared	Adult	Juvenile
<b>Crimes Against Persons</b>				
Murder	0	0	0	0
Negligent Manslaughter	0	0	0	0
Kidnapping/Abduction	0	0	0	0
Forcible Rape	0	0	0	0
Forcible Sodomy	0	0	0	0
Sexual Assault w/Object	0	0	0	0
Forcible Fondling	0	0	0	0
Incest	0	0	0	0
Statutory Rape	0	0	0	0
Aggravated Assault	1	0	0	0
Simple Assault	0	0	0	0
Intimidation	0	0	0	0
Stalking	0	0	0	0
<b>Crimes Against Property</b>				
Arson	0	0	0	0
Bribery	0	0	0	0
Burglary	1	0	0	0
Counterfeiting/Forgery	0	0	0	0
Destruction/Damage/Vandalism	0	0	0	0
Embezzlement	0	0	0	0
Extortion/Blackmail	0	0	0	0
Fraud - False Pretenses	0	0	0	0
Fraud - Credit Card/ATM	0	0	0	0
Fraud - Impersonation	0	0	0	0
Fraud - Welfare	0	0	0	0
Fraud - Wire	0	0	0	0
Motor Vehicle Theft	0	0	0	0
Robbery	0	0	0	0
Stolen Property Offense	0	0	0	0
Theft - Pocket Picking	0	0	0	0
Theft - Purse Snatching	0	0	0	0
Theft - Shoplifting	0	0	0	0
Theft from Building	0	0	0	0
Theft from Coin Machine	0	0	0	0
Theft from Motor Vehicle	1	0	0	0
Theft of Motor Vehicle Parts	0	0	0	0
Theft - All Other Larceny	0	0	0	0
<b>Crimes Against Society</b>				
Drug/Narcotic Violations	0	0	0	0
Drug/Narcotic Equipment Violations	0	0	0	0
Gambling-Betting/Wagering	0	0	0	0
Gambling-Operating/Promoting	0	0	0	0
Gambling-Equipment Violation	0	0	0	0
Gambling-Sports Tampering	0	0	0	0
Pornography/Obscene Materials	0	0	0	0
Prostitution	0	0	0	0
Prostitution-Assisting/Promoting	0	0	0	0
Weapon Law Violations	0	0	0	0
<b>Total Group A Offenses</b>	<b>3</b>	<b>0</b>	<b>0</b>	<b>0</b>



# Humboldt Police Department

<b>2001 Population Estimate</b>	<b>9,467</b>
<b>Offense Overview</b>	
Offense Total	1,223
Number Cleared	273
Percent Cleared	22.3%
Group A Crimes per 100,000 population	12,918.6
<b>Arrest Overview</b>	
Total Arrests	449
Adult Arrests	396
Juvenile Arrests	52
Unknown Age	1
Arrests per 100,000 population	4,742.8
Avg. number offenses/incident	1.10

<b>Domestic Violence Victims</b>		
Offense	Total	Arrests
Murder	1	1
Aggravated Assault	12	5
Simple Assault	47	14
Intimidation	8	1
Stalking	1	0
Forcible Rape	1	1
Forcible Sodomy	0	0
Sexual Assault w/Object	0	0
Forcible Fondling	0	0
Incest	0	0
Statutory Rape	0	0
Kidnapping/Abduction	1	1
<b>Total</b>	<b>71</b>	<b>23</b>

<b>TIBRS Group B Arrests</b>		
Offense	Adult	Juvenile
Bad Checks	78	0
Curfew/Vagrancy	0	0
Disorderly Conduct	19	2
DUI	42	0
Drunkenness	32	1
Family-Non Violent	2	0
Liquor Law Violation	6	1
Peeping Tom	0	0
Runaway	0	1
Trespass	3	1
All Other Offense	31	6
<b>Total Group B</b>	<b>213</b>	<b>12</b>

<b>TIBRS Group A Offenses</b>	<b>Offenses</b>		<b>Arrests</b>	
	<b>Reported</b>	<b>Cleared</b>	<b>Adult</b>	<b>Juvenile</b>
<b>Crimes Against Persons</b>				
Murder	2	1	1	0
Negligent Manslaughter	0	0	0	0
Kidnapping/Abduction	3	3	0	0
Forcible Rape	4	2	2	0
Forcible Sodomy	0	0	0	0
Sexual Assault w/Object	0	0	0	0
Forcible Fondling	1	0	0	0
Incest	0	0	0	0
Statutory Rape	0	0	0	0
Aggravated Assault	76	35	19	5
Simple Assault	178	64	42	12
Intimidation	49	4	2	0
Stalking	3	1	1	0
<b>Crimes Against Property</b>				
Arson	3	2	2	0
Bribery	0	0	0	0
Burglary	160	10	7	2
Counterfeiting/Forgery	17	4	4	0
Destruction/Damage/Vandalism	196	16	10	1
Embezzlement	2	0	0	0
Extortion/Blackmail	0	0	0	0
Fraud - False Pretenses	5	1	0	0
Fraud - Credit Card/ATM	6	1	1	0
Fraud - Impersonation	9	7	4	1
Fraud - Welfare	0	0	0	0
Fraud - Wire	0	0	0	0
Motor Vehicle Theft	27	6	4	0
Robbery	16	7	9	0
Stolen Property Offense	1	1	1	0
Theft - Pocket Picking	0	0	0	0
Theft - Purse Snatching	0	0	0	0
Theft - Shoplifting	49	22	16	5
Theft from Building	48	5	3	1
Theft from Coin Machine	13	0	0	0
Theft from Motor Vehicle	56	1	0	0
Theft of Motor Vehicle Parts	53	3	0	3
Theft - All Other Larceny	176	9	7	7
<b>Crimes Against Society</b>				
Drug/Narcotic Violations	40	39	38	1
Drug/Narcotic Equipment Violations	23	22	9	0
Gambling-Betting/Wagering	0	0	0	0
Gambling-Operating/Promoting	0	0	0	0
Gambling-Equipment Violation	0	0	0	0
Gambling-Sports Tampering	0	0	0	0
Pornography/Obscene Materials	0	0	0	0
Prostitution	0	0	0	0
Prostitution-Assisting/Promoting	0	0	0	0
Weapon Law Violations	7	7	1	2
<b>Total Group A Offenses</b>	<b>1,223</b>	<b>273</b>	<b>183</b>	<b>40</b>



# Huntingdon Police Department

**2001 Population Estimate** 4,349

**Offense Overview**

Offense Total 249  
 Number Cleared 152  
 Percent Cleared 61.0%

Group A Crimes per 100,000 population 5,725.5

**Arrest Overview**

Total Arrests 224  
 Adult Arrests 201  
 Juvenile Arrests 23  
 Unknown Age 0

Arrests per 100,000 population 5,150.6

Avg. number offenses/incident 1.21

**Domestic Violence Victims**

Offense	Total	Arrests
Murder	0	0
Aggravated Assault	4	3
Simple Assault	15	12
Intimidation	3	2
Stalking	0	0
Forcible Rape	0	0
Forcible Sodomy	0	0
Sexual Assault w/Object	0	0
Forcible Fondling	0	0
Incest	0	0
Statutory Rape	0	0
Kidnapping/Abduction	0	0
<b>Total</b>	<b>22</b>	<b>17</b>

**TIBRS Group B Arrests**

Offense	Adult	Juvenile
Bad Checks	0	0
Curfew/Vagrancy	0	0
Disorderly Conduct	5	0
DUI	25	0
Drunkenness	30	0
Family-Non Violent	0	0
Liquor Law Violation	17	7
Peeping Tom	0	0
Runaway	0	0
Trespass	5	2
All Other Offense	10	0
<b>Total Group B</b>	<b>92</b>	<b>9</b>

TIBRS Group A Offenses	Offenses		Arrests	
	Reported	Cleared	Adult	Juvenile
<b>Crimes Against Persons</b>				
Murder	0	0	0	0
Negligent Manslaughter	0	0	0	0
Kidnapping/Abduction	0	0	0	0
Forcible Rape	3	1	1	0
Forcible Sodomy	0	0	0	0
Sexual Assault w/Object	0	0	0	0
Forcible Fondling	0	0	0	0
Incest	0	0	0	0
Statutory Rape	0	0	0	0
Aggravated Assault	14	11	10	2
Simple Assault	37	24	23	3
Intimidation	6	4	5	0
Stalking	1	1	0	0
<b>Crimes Against Property</b>				
Arson	0	0	0	0
Bribery	1	0	0	0
Burglary	17	5	4	0
Counterfeiting/Forgery	11	11	6	0
Destruction/Damage/Vandalism	34	4	1	0
Embezzlement	1	1	1	0
Extortion/Blackmail	0	0	0	0
Fraud - False Pretenses	11	10	1	0
Fraud - Credit Card/ATM	0	0	0	0
Fraud - Impersonation	3	2	2	0
Fraud - Welfare	0	0	0	0
Fraud - Wire	0	0	0	0
Motor Vehicle Theft	2	0	0	0
Robbery	1	0	0	0
Stolen Property Offense	2	1	1	0
Theft - Pocket Picking	0	0	0	0
Theft - Purse Snatching	0	0	0	0
Theft - Shoplifting	10	10	6	3
Theft from Building	3	1	1	0
Theft from Coin Machine	0	0	0	0
Theft from Motor Vehicle	10	0	0	0
Theft of Motor Vehicle Parts	8	0	0	0
Theft - All Other Larceny	9	1	1	0
<b>Crimes Against Society</b>				
Drug/Narcotic Violations	32	32	32	5
Drug/Narcotic Equipment Violations	28	28	11	1
Gambling-Betting/Wagering	0	0	0	0
Gambling-Operating/Promoting	0	0	0	0
Gambling-Equipment Violation	0	0	0	0
Gambling-Sports Tampering	0	0	0	0
Pornography/Obscene Materials	0	0	0	0
Prostitution	0	0	0	0
Prostitution-Assisting/Promoting	0	0	0	0
Weapon Law Violations	5	5	3	0
<b>Total Group A Offenses</b>	<b>249</b>	<b>152</b>	<b>109</b>	<b>14</b>





# Huntland Police Department

<b>2001 Population Estimate</b>	<b>916</b>
<b>Offense Overview</b>	
Offense Total	37
Number Cleared	5
Percent Cleared	13.5%
Group A Crimes per 100,000 population	4,039.3
<b>Arrest Overview</b>	
Total Arrests	32
Adult Arrests	30
Juvenile Arrests	0
Unknown Age	2
Arrests per 100,000 population	3,493.4
Avg. number offenses/incident	1.00

Domestic Violence Victims		
Offense	Total	Arrests
Murder	0	0
Aggravated Assault	0	0
Simple Assault	0	0
Intimidation	0	0
Stalking	0	0
Forcible Rape	0	0
Forcible Sodomy	0	0
Sexual Assault w/Object	0	0
Forcible Fondling	0	0
Incest	0	0
Statutory Rape	0	0
Kidnapping/Abduction	0	0
<b>Total</b>	<b>0</b>	<b>0</b>

TIBRS Group B Arrests		
Offense	Adult	Juvenile
Bad Checks	0	0
Curfew/Vagrancy	0	0
Disorderly Conduct	1	0
DUI	14	0
Drunkenness	5	0
Family-Non Violent	1	0
Liquor Law Violation	1	0
Peeping Tom	0	0
Runaway	0	0
Trespass	1	0
All Other Offense	4	0
<b>Total Group B</b>	<b>27</b>	<b>0</b>

TIBRS Group A Offenses	Offenses		Arrests	
	Reported	Cleared	Adult	Juvenile
<b>Crimes Against Persons</b>				
Murder	0	0	0	0
Negligent Manslaughter	0	0	0	0
Kidnapping/Abduction	0	0	0	0
Forcible Rape	0	0	0	0
Forcible Sodomy	0	0	0	0
Sexual Assault w/Object	0	0	0	0
Forcible Fondling	0	0	0	0
Incest	0	0	0	0
Statutory Rape	0	0	0	0
Aggravated Assault	1	1	0	0
Simple Assault	1	1	0	0
Intimidation	4	0	0	0
Stalking	0	0	0	0
<b>Crimes Against Property</b>				
Arson	0	0	0	0
Bribery	0	0	0	0
Burglary	6	0	0	0
Counterfeiting/Forgery	0	0	0	0
Destruction/Damage/Vandalism	8	0	0	0
Embezzlement	0	0	0	0
Extortion/Blackmail	0	0	0	0
Fraud - False Pretenses	2	1	1	0
Fraud - Credit Card/ATM	0	0	0	0
Fraud - Impersonation	0	0	0	0
Fraud - Welfare	0	0	0	0
Fraud - Wire	0	0	0	0
Motor Vehicle Theft	3	0	1	0
Robbery	0	0	0	0
Stolen Property Offense	1	0	0	0
Theft - Pocket Picking	0	0	0	0
Theft - Purse Snatching	0	0	0	0
Theft - Shoplifting	0	0	0	0
Theft from Building	0	0	0	0
Theft from Coin Machine	0	0	0	0
Theft from Motor Vehicle	6	0	0	0
Theft of Motor Vehicle Parts	0	0	0	0
Theft - All Other Larceny	5	2	1	0
<b>Crimes Against Society</b>				
Drug/Narcotic Violations	0	0	0	0
Drug/Narcotic Equipment Violations	0	0	0	0
Gambling-Betting/Wagering	0	0	0	0
Gambling-Operating/Promoting	0	0	0	0
Gambling-Equipment Violation	0	0	0	0
Gambling-Sports Tampering	0	0	0	0
Pornography/Obscene Materials	0	0	0	0
Prostitution	0	0	0	0
Prostitution-Assisting/Promoting	0	0	0	0
Weapon Law Violations	0	0	0	0
<b>Total Group A Offenses</b>	<b>37</b>	<b>5</b>	<b>3</b>	<b>0</b>



# Jacksboro Police Department

**2001 Population Estimate** 1,887

**Offense Overview**

Offense Total 362  
 Number Cleared 205  
 Percent Cleared 56.6%

Group A Crimes per 100,000 population 19,183.9

**Arrest Overview**

Total Arrests 242  
 Adult Arrests 195  
 Juvenile Arrests 47  
 Unknown Age 0

Arrests per 100,000 population 12,824.6

Avg. number offenses/incident 1.13

**Domestic Violence Victims**

Offense	Total	Arrests
Murder	0	0
Aggravated Assault	2	1
Simple Assault	8	2
Intimidation	4	1
Stalking	0	0
Forcible Rape	0	0
Forcible Sodomy	0	0
Sexual Assault w/Object	0	0
Forcible Fondling	0	0
Incest	0	0
Statutory Rape	0	0
Kidnapping/Abduction	0	0
<b>Total</b>	<b>14</b>	<b>4</b>

**TIBRS Group B Arrests**

Offense	Adult	Juvenile
Bad Checks	1	0
Curfew/Vagrancy	0	0
Disorderly Conduct	7	1
DUI	12	0
Drunkenness	17	0
Family-Non Violent	0	0
Liquor Law Violation	2	0
Peeping Tom	0	0
Runaway	0	0
Trespass	2	0
All Other Offense	6	0
<b>Total Group B</b>	<b>47</b>	<b>1</b>

TIBRS Group A Offenses	Offenses		Arrests	
	Reported	Cleared	Adult	Juvenile
<b>Crimes Against Persons</b>				
Murder	0	0	0	0
Negligent Manslaughter	0	0	0	0
Kidnapping/Abduction	0	0	0	0
Forcible Rape	0	0	0	0
Forcible Sodomy	0	0	0	0
Sexual Assault w/Object	0	0	0	0
Forcible Fondling	0	0	0	0
Incest	0	0	0	0
Statutory Rape	0	0	0	0
Aggravated Assault	5	4	4	0
Simple Assault	42	17	13	3
Intimidation	16	2	2	0
Stalking	1	0	0	0
<b>Crimes Against Property</b>				
Arson	0	0	0	0
Bribery	0	0	0	0
Burglary	16	4	4	1
Counterfeiting/Forgery	10	5	3	0
Destruction/Damage/Vandalism	37	3	1	0
Embezzlement	2	2	2	0
Extortion/Blackmail	0	0	0	0
Fraud - False Pretenses	20	12	6	0
Fraud - Credit Card/ATM	2	1	1	0
Fraud - Impersonation	2	2	0	0
Fraud - Welfare	0	0	0	0
Fraud - Wire	0	0	0	0
Motor Vehicle Theft	4	2	2	0
Robbery	1	1	1	0
Stolen Property Offense	1	0	0	0
Theft - Pocket Picking	0	0	0	0
Theft - Purse Snatching	0	0	0	0
Theft - Shoplifting	99	95	65	37
Theft from Building	13	1	1	0
Theft from Coin Machine	0	0	0	0
Theft from Motor Vehicle	17	0	0	0
Theft of Motor Vehicle Parts	3	0	0	0
Theft - All Other Larceny	24	8	8	0
<b>Crimes Against Society</b>				
Drug/Narcotic Violations	29	29	30	4
Drug/Narcotic Equipment Violations	10	10	3	0
Gambling-Betting/Wagering	0	0	0	0
Gambling-Operating/Promoting	0	0	0	0
Gambling-Equipment Violation	0	0	0	0
Gambling-Sports Tampering	0	0	0	0
Pornography/Obscene Materials	0	0	0	0
Prostitution	0	0	0	0
Prostitution-Assisting/Promoting	0	0	0	0
Weapon Law Violations	8	7	2	1
<b>Total Group A Offenses</b>	<b>362</b>	<b>205</b>	<b>148</b>	<b>46</b>



# Jackson Police Department

<b>2001 Population Estimate</b>	<b>59,643</b>
<b>Offense Overview</b>	
Offense Total	10,205
Number Cleared	3,255
Percent Cleared	31.9%
Group A Crimes per 100,000 population	17,110.1

<b>Arrest Overview</b>	
Total Arrests	4,315
Adult Arrests	3,497
Juvenile Arrests	818
Unknown Age	0
Arrests per 100,000 population	7,234.7
Avg. number offenses/incident	1.16

Domestic Violence Victims		
Offense	Total	Arrests
Murder	0	0
Aggravated Assault	107	58
Simple Assault	516	209
Intimidation	61	22
Stalking	5	3
Forcible Rape	4	2
Forcible Sodomy	2	0
Sexual Assault w/Object	1	0
Forcible Fondling	5	1
Incest	0	0
Statutory Rape	0	0
Kidnapping/Abduction	6	0
<b>Total</b>	<b>707</b>	<b>295</b>

TIBRS Group B Arrests		
Offense	Adult	Juvenile
Bad Checks	1	0
Curfew/Vagrancy	0	0
Disorderly Conduct	69	90
DUI	254	10
Drunkenness	251	6
Family-Non Violent	3	0
Liquor Law Violation	63	35
Peeping Tom	0	0
Runaway	0	51
Trespass	40	29
All Other Offense	638	58
<b>Total Group B</b>	<b>1,319</b>	<b>279</b>

TIBRS Group A Offenses	Offenses		Arrests	
	Reported	Cleared	Adult	Juvenile
<b>Crimes Against Persons</b>				
Murder	3	1	3	0
Negligent Manslaughter	0	0	0	0
Kidnapping/Abduction	30	16	3	0
Forcible Rape	38	20	15	1
Forcible Sodomy	5	4	1	0
Sexual Assault w/Object	2	0	0	0
Forcible Fondling	20	11	4	1
Incest	0	0	0	0
Statutory Rape	10	8	5	0
Aggravated Assault	464	271	238	45
Simple Assault	1,886	933	546	105
Intimidation	351	120	72	11
Stalking	28	13	6	0
<b>Crimes Against Property</b>				
Arson	15	3	3	0
Bribery	0	0	0	0
Burglary	812	106	47	22
Counterfeiting/Forgery	326	60	52	2
Destruction/Damage/Vandalism	1,215	143	46	18
Embezzlement	84	37	26	6
Extortion/Blackmail	2	1	0	2
Fraud - False Pretenses	367	70	19	1
Fraud - Credit Card/ATM	65	12	6	1
Fraud - Impersonation	150	81	62	8
Fraud - Welfare	0	0	0	0
Fraud - Wire	1	0	0	0
Motor Vehicle Theft	319	29	17	5
Robbery	183	46	43	7
Stolen Property Offense	9	7	3	0
Theft - Pocket Picking	12	1	1	0
Theft - Purse Snatching	8	4	0	1
Theft - Shoplifting	548	385	274	191
Theft from Building	632	66	32	30
Theft from Coin Machine	28	3	2	1
Theft from Motor Vehicle	518	22	10	10
Theft of Motor Vehicle Parts	451	5	8	3
Theft - All Other Larceny	614	30	40	10
<b>Crimes Against Society</b>				
Drug/Narcotic Violations	628	408	414	46
Drug/Narcotic Equipment Violations	255	224	80	1
Gambling-Betting/Wagering	0	0	0	0
Gambling-Operating/Promoting	0	0	0	0
Gambling-Equipment Violation	7	7	7	0
Gambling-Sports Tampering	0	0	0	0
Pornography/Obscene Materials	1	0	0	0
Prostitution	25	25	25	1
Prostitution-Assisting/Promoting	1	1	0	0
Weapon Law Violations	92	82	68	10
<b>Total Group A Offenses</b>	<b>10,205</b>	<b>3,255</b>	<b>2,178</b>	<b>539</b>



# Jamestown Police Department

<b>2001 Population Estimate</b>	<b>1,839</b>
<b>Offense Overview</b>	
Offense Total	227
Number Cleared	171
Percent Cleared	75.3%

Group A Crimes per 100,000 population	12,343.7
---------------------------------------	----------

<b>Arrest Overview</b>	
Total Arrests	346
Adult Arrests	324
Juvenile Arrests	18
Unknown Age	4

Arrests per 100,000 population	18,814.6
--------------------------------	----------

Avg. number offenses/incident	1.21
-------------------------------	------

### Domestic Violence Victims

Offense	Total	Arrests
Murder	0	0
Aggravated Assault	0	0
Simple Assault	16	16
Intimidation	0	0
Stalking	0	0
Forcible Rape	0	0
Forcible Sodomy	0	0
Sexual Assault w/Object	0	0
Forcible Fondling	0	0
Incest	0	0
Statutory Rape	0	0
Kidnapping/Abduction	0	0
<b>Total</b>	<b>16</b>	<b>16</b>

### TIBRS Group B Arrests

Offense	Adult	Juvenile
Bad Checks	67	0
Curfew/Vagrancy	0	4
Disorderly Conduct	12	2
DUI	31	0
Drunkenness	34	0
Family-Non Violent	0	0
Liquor Law Violation	7	0
Peeping Tom	0	0
Runaway	0	0
Trespass	3	0
All Other Offense	13	5
<b>Total Group B</b>	<b>167</b>	<b>11</b>

TIBRS Group A Offenses	Offenses		Arrests	
	Reported	Cleared	Adult	Juvenile
<b>Crimes Against Persons</b>				
Murder	0	0	0	0
Negligent Manslaughter	0	0	0	0
Kidnapping/Abduction	0	0	0	0
Forcible Rape	0	0	0	0
Forcible Sodomy	0	0	0	0
Sexual Assault w/Object	0	0	0	0
Forcible Fondling	0	0	0	0
Incest	0	0	0	0
Statutory Rape	0	0	0	0
Aggravated Assault	6	5	5	0
Simple Assault	28	28	27	0
Intimidation	0	0	0	0
Stalking	2	2	2	0
<b>Crimes Against Property</b>				
Arson	0	0	0	0
Bribery	0	0	0	0
Burglary	13	5	5	0
Counterfeiting/Forgery	14	14	16	1
Destruction/Damage/Vandalism	21	13	3	0
Embezzlement	0	0	0	0
Extortion/Blackmail	0	0	0	0
Fraud - False Pretenses	6	5	4	0
Fraud - Credit Card/ATM	0	0	0	0
Fraud - Impersonation	2	2	2	0
Fraud - Welfare	0	0	0	0
Fraud - Wire	0	0	0	0
Motor Vehicle Theft	5	0	0	0
Robbery	0	0	0	0
Stolen Property Offense	1	1	0	1
Theft - Pocket Picking	0	0	0	0
Theft - Purse Snatching	0	0	0	0
Theft - Shoplifting	43	43	44	1
Theft from Building	8	4	5	0
Theft from Coin Machine	1	0	0	0
Theft from Motor Vehicle	17	4	6	0
Theft of Motor Vehicle Parts	4	0	0	0
Theft - All Other Larceny	16	5	4	1
<b>Crimes Against Society</b>				
Drug/Narcotic Violations	21	21	22	3
Drug/Narcotic Equipment Violations	16	16	9	0
Gambling-Betting/Wagering	0	0	0	0
Gambling-Operating/Promoting	0	0	0	0
Gambling-Equipment Violation	0	0	0	0
Gambling-Sports Tampering	0	0	0	0
Pornography/Obscene Materials	0	0	0	0
Prostitution	0	0	0	0
Prostitution-Assisting/Promoting	0	0	0	0
Weapon Law Violations	3	3	3	0
<b>Total Group A Offenses</b>	<b>227</b>	<b>171</b>	<b>157</b>	<b>7</b>



# Jasper Police Department

<b>2001 Population Estimate</b>	<b>3,214</b>
<b>Offense Overview</b>	
Offense Total	216
Number Cleared	77
Percent Cleared	35.6%

Group A Crimes per 100,000 population	6,720.6
---------------------------------------	---------

<b>Arrest Overview</b>	
Total Arrests	194
Adult Arrests	173
Juvenile Arrests	21
Unknown Age	0

Arrests per 100,000 population	6,036.1
--------------------------------	---------

Avg. number offenses/incident	1.03
-------------------------------	------

<b>Domestic Violence Victims</b>		
Offense	Total	Arrests
Murder	0	0
Aggravated Assault	0	0
Simple Assault	1	1
Intimidation	1	0
Stalking	0	0
Forcible Rape	1	1
Forcible Sodomy	0	0
Sexual Assault w/Object	0	0
Forcible Fondling	0	0
Incest	0	0
Statutory Rape	0	0
Kidnapping/Abduction	0	0
<b>Total</b>	<b>3</b>	<b>2</b>

<b>TIBRS Group B Arrests</b>		
Offense	Adult	Juvenile
Bad Checks	3	0
Curfew/Vagrancy	0	0
Disorderly Conduct	4	1
DUI	24	1
Drunkenness	42	2
Family-Non Violent	0	0
Liquor Law Violation	2	3
Peeping Tom	0	0
Runaway	0	0
Trespass	3	0
All Other Offense	26	6
<b>Total Group B</b>	<b>104</b>	<b>13</b>

<b>TIBRS Group A Offenses</b>	<b>Offenses</b>		<b>Arrests</b>	
	<b>Reported</b>	<b>Cleared</b>	<b>Adult</b>	<b>Juvenile</b>
<b>Crimes Against Persons</b>				
Murder	0	0	0	0
Negligent Manslaughter	0	0	0	0
Kidnapping/Abduction	0	0	0	0
Forcible Rape	1	1	1	0
Forcible Sodomy	0	0	0	0
Sexual Assault w/Object	0	0	0	0
Forcible Fondling	0	0	0	0
Incest	0	0	0	0
Statutory Rape	0	0	0	0
Aggravated Assault	4	2	2	0
Simple Assault	13	7	9	1
Intimidation	10	2	1	0
Stalking	1	0	0	0
<b>Crimes Against Property</b>				
Arson	0	0	0	0
Bribery	0	0	0	0
Burglary	19	2	2	0
Counterfeiting/Forgery	4	4	3	1
Destruction/Damage/Vandalism	29	3	3	0
Embezzlement	0	0	0	0
Extortion/Blackmail	0	0	0	0
Fraud - False Pretenses	7	1	0	1
Fraud - Credit Card/ATM	0	0	0	0
Fraud - Impersonation	3	3	3	0
Fraud - Welfare	0	0	0	0
Fraud - Wire	0	0	0	0
Motor Vehicle Theft	11	2	2	0
Robbery	0	0	0	0
Stolen Property Offense	0	0	0	0
Theft - Pocket Picking	1	0	0	0
Theft - Purse Snatching	0	0	0	0
Theft - Shoplifting	4	1	1	0
Theft from Building	6	2	1	0
Theft from Coin Machine	3	0	0	0
Theft from Motor Vehicle	14	1	1	0
Theft of Motor Vehicle Parts	7	0	0	0
Theft - All Other Larceny	34	3	3	0
<b>Crimes Against Society</b>				
Drug/Narcotic Violations	26	24	21	3
Drug/Narcotic Equipment Violations	13	13	13	0
Gambling-Betting/Wagering	0	0	0	0
Gambling-Operating/Promoting	0	0	0	0
Gambling-Equipment Violation	0	0	0	0
Gambling-Sports Tampering	0	0	0	0
Pornography/Obscene Materials	0	0	0	0
Prostitution	0	0	0	0
Prostitution-Assisting/Promoting	0	0	0	0
Weapon Law Violations	6	6	3	2
<b>Total Group A Offenses</b>	<b>216</b>	<b>77</b>	<b>69</b>	<b>8</b>



# Jefferson City Police Department

<b>2001 Population Estimate</b>	<b>7,760</b>
<b>Offense Overview</b>	
Offense Total	1,203
Number Cleared	357
Percent Cleared	29.7%
Group A Crimes per 100,000 population	15,502.6
<b>Arrest Overview</b>	
Total Arrests	499
Adult Arrests	427
Juvenile Arrests	72
Unknown Age	0
Arrests per 100,000 population	6,430.4
Avg. number offenses/incident	1.13

Domestic Violence Victims		
Offense	Total	Arrests
Murder	0	0
Aggravated Assault	9	3
Simple Assault	59	27
Intimidation	29	3
Stalking	2	0
Forcible Rape	3	0
Forcible Sodomy	0	0
Sexual Assault w/Object	0	0
Forcible Fondling	0	0
Incest	0	0
Statutory Rape	0	0
Kidnapping/Abduction	2	1
<b>Total</b>	<b>104</b>	<b>34</b>

TIBRS Group B Arrests		
Offense	Adult	Juvenile
Bad Checks	0	0
Curfew/Vagrancy	0	0
Disorderly Conduct	5	3
DUI	50	0
Drunkenness	37	1
Family-Non Violent	5	0
Liquor Law Violation	21	11
Peeping Tom	0	0
Runaway	8	10
Trespass	0	1
All Other Offense	41	2
<b>Total Group B</b>	<b>167</b>	<b>28</b>

TIBRS Group A Offenses	Offenses		Arrests	
	Reported	Cleared	Adult	Juvenile
<b>Crimes Against Persons</b>				
Murder	0	0	0	0
Negligent Manslaughter	0	0	0	0
Kidnapping/Abduction	2	1	1	0
Forcible Rape	3	0	0	0
Forcible Sodomy	0	0	0	0
Sexual Assault w/Object	0	0	0	0
Forcible Fondling	1	0	0	0
Incest	0	0	0	0
Statutory Rape	3	3	2	0
Aggravated Assault	30	9	6	1
Simple Assault	165	56	45	3
Intimidation	79	9	5	0
Stalking	9	0	0	0
<b>Crimes Against Property</b>				
Arson	4	0	0	0
Bribery	0	0	0	0
Burglary	103	10	9	0
Counterfeiting/Forgery	64	13	8	0
Destruction/Damage/Vandalism	169	18	9	0
Embezzlement	13	4	1	0
Extortion/Blackmail	1	0	0	0
Fraud - False Pretenses	26	4	3	0
Fraud - Credit Card/ATM	6	1	1	0
Fraud - Impersonation	7	2	1	0
Fraud - Welfare	0	0	0	0
Fraud - Wire	0	0	0	0
Motor Vehicle Theft	21	5	4	0
Robbery	3	1	0	0
Stolen Property Offense	5	4	2	0
Theft - Pocket Picking	1	0	0	0
Theft - Purse Snatching	1	0	0	0
Theft - Shoplifting	92	80	72	28
Theft from Building	74	3	2	1
Theft from Coin Machine	14	0	0	0
Theft from Motor Vehicle	49	1	0	0
Theft of Motor Vehicle Parts	26	2	0	0
Theft - All Other Larceny	72	8	14	4
<b>Crimes Against Society</b>				
Drug/Narcotic Violations	103	67	57	6
Drug/Narcotic Equipment Violations	45	45	11	1
Gambling-Betting/Wagering	0	0	0	0
Gambling-Operating/Promoting	0	0	0	0
Gambling-Equipment Violation	0	0	0	0
Gambling-Sports Tampering	0	0	0	0
Pornography/Obscene Materials	1	0	0	0
Prostitution	0	0	0	0
Prostitution-Assisting/Promoting	0	0	0	0
Weapon Law Violations	11	11	7	0
<b>Total Group A Offenses</b>	<b>1,203</b>	<b>357</b>	<b>260</b>	<b>44</b>



# Jellico Police Department

<b>2001 Population Estimate</b>	<b>2,448</b>
<b>Offense Overview</b>	
Offense Total	446
Number Cleared	100
Percent Cleared	22.4%

Group A Crimes per 100,000 population	18,219.0
---------------------------------------	----------

<b>Arrest Overview</b>	
Total Arrests	229
Adult Arrests	211
Juvenile Arrests	2
Unknown Age	16

Arrests per 100,000 population	9,354.6
--------------------------------	---------

Avg. number offenses/incident	1.07
-------------------------------	------

<b>Domestic Violence Victims</b>		
Offense	Total	Arrests
Murder	0	0
Aggravated Assault	4	2
Simple Assault	27	13
Intimidation	5	0
Stalking	1	0
Forcible Rape	1	0
Forcible Sodomy	0	0
Sexual Assault w/Object	0	0
Forcible Fondling	0	0
Incest	1	0
Statutory Rape	0	0
Kidnapping/Abduction	0	0
<b>Total</b>	<b>39</b>	<b>15</b>

<b>TIBRS Group B Arrests</b>		
Offense	Adult	Juvenile
Bad Checks	0	0
Curfew/Vagrancy	0	0
Disorderly Conduct	4	0
DUI	15	0
Drunkenness	62	0
Family-Non Violent	0	0
Liquor Law Violation	0	0
Peeping Tom	0	0
Runaway	0	0
Trespass	3	0
All Other Offense	48	1
<b>Total Group B</b>	<b>132</b>	<b>1</b>

<b>TIBRS Group A Offenses</b>	<b>Offenses</b>		<b>Arrests</b>	
	Reported	Cleared	Adult	Juvenile
<b>Crimes Against Persons</b>				
Murder	0	0	0	0
Negligent Manslaughter	0	0	0	0
Kidnapping/Abduction	0	0	0	0
Forcible Rape	2	0	0	0
Forcible Sodomy	0	0	0	0
Sexual Assault w/Object	0	0	0	0
Forcible Fondling	0	0	0	0
Incest	1	0	0	0
Statutory Rape	2	0	0	0
Aggravated Assault	21	11	10	0
Simple Assault	90	40	29	1
Intimidation	47	3	3	0
Stalking	1	0	0	0
<b>Crimes Against Property</b>				
Arson	0	0	0	0
Bribery	0	0	0	0
Burglary	33	2	2	0
Counterfeiting/Forgery	5	0	0	0
Destruction/Damage/Vandalism	58	6	3	0
Embezzlement	0	0	0	0
Extortion/Blackmail	1	1	0	0
Fraud - False Pretenses	2	0	0	0
Fraud - Credit Card/ATM	1	0	0	0
Fraud - Impersonation	1	0	0	0
Fraud - Welfare	0	0	0	0
Fraud - Wire	0	0	0	0
Motor Vehicle Theft	18	0	0	0
Robbery	2	0	0	0
Stolen Property Offense	0	0	0	0
Theft - Pocket Picking	1	0	0	0
Theft - Purse Snatching	0	0	0	0
Theft - Shoplifting	4	1	1	0
Theft from Building	27	3	2	0
Theft from Coin Machine	5	2	2	0
Theft from Motor Vehicle	26	0	0	0
Theft of Motor Vehicle Parts	10	0	0	0
Theft - All Other Larceny	56	6	4	0
<b>Crimes Against Society</b>				
Drug/Narcotic Violations	25	23	21	0
Drug/Narcotic Equipment Violations	0	0	0	0
Gambling-Betting/Wagering	0	0	0	0
Gambling-Operating/Promoting	0	0	0	0
Gambling-Equipment Violation	0	0	0	0
Gambling-Sports Tampering	0	0	0	0
Pornography/Obscene Materials	0	0	0	0
Prostitution	0	0	0	0
Prostitution-Assisting/Promoting	0	0	0	0
Weapon Law Violations	7	2	2	0
<b>Total Group A Offenses</b>	<b>446</b>	<b>100</b>	<b>79</b>	<b>1</b>



# Johnson City Police Department

<b>2001 Population Estimate</b>	<b>55,554</b>
<b>Offense Overview</b>	
Offense Total	7,404
Number Cleared	3,206
Percent Cleared	43.3%

Group A Crimes per 100,000 population	13,327.6
---------------------------------------	----------

<b>Arrest Overview</b>	
Total Arrests	3,272
Adult Arrests	2,779
Juvenile Arrests	493
Unknown Age	0

Arrests per 100,000 population	5,889.8
--------------------------------	---------

Avg. number offenses/incident	1.12
-------------------------------	------

### Domestic Violence Victims

Offense	Total	Arrests
Murder	1	1
Aggravated Assault	46	29
Simple Assault	334	182
Intimidation	19	2
Stalking	21	2
Forcible Rape	6	1
Forcible Sodomy	0	0
Sexual Assault w/Object	0	0
Forcible Fondling	3	0
Incest	0	0
Statutory Rape	0	0
Kidnapping/Abduction	11	5
<b>Total</b>	<b>441</b>	<b>222</b>

### TIBRS Group B Arrests

Offense	Adult	Juvenile
Bad Checks	7	0
Curfew/Vagrancy	0	0
Disorderly Conduct	29	11
DUI	278	3
Drunkenness	534	3
Family-Non Violent	11	0
Liquor Law Violation	63	14
Peeping Tom	0	0
Runaway	0	12
Trespass	81	14
All Other Offense	183	36
<b>Total Group B</b>	<b>1,186</b>	<b>93</b>

TIBRS Group A Offenses	Offenses		Arrests	
	Reported	Cleared	Adult	Juvenile
<b>Crimes Against Persons</b>				
Murder	4	4	2	1
Negligent Manslaughter	0	0	0	0
Kidnapping/Abduction	25	20	11	1
Forcible Rape	20	14	2	0
Forcible Sodomy	1	1	0	0
Sexual Assault w/Object	0	0	0	0
Forcible Fondling	27	16	0	2
Incest	0	0	0	0
Statutory Rape	2	1	0	0
Aggravated Assault	264	212	109	19
Simple Assault	903	745	359	47
Intimidation	97	46	3	2
Stalking	113	75	19	0
<b>Crimes Against Property</b>				
Arson	15	4	3	4
Bribery	1	1	1	0
Burglary	540	98	49	21
Counterfeiting/Forgery	398	225	65	1
Destruction/Damage/Vandalism	874	224	66	36
Embezzlement	65	44	34	2
Extortion/Blackmail	1	1	0	0
Fraud - False Pretenses	362	222	63	2
Fraud - Credit Card/ATM	134	36	6	0
Fraud - Impersonation	107	87	47	5
Fraud - Welfare	1	0	0	0
Fraud - Wire	3	2	1	0
Motor Vehicle Theft	227	72	42	13
Robbery	77	42	36	12
Stolen Property Offense	30	29	20	3
Theft - Pocket Picking	10	1	1	0
Theft - Purse Snatching	7	4	6	0
Theft - Shoplifting	517	401	303	163
Theft from Building	482	121	46	18
Theft from Coin Machine	48	14	6	0
Theft from Motor Vehicle	631	43	21	14
Theft of Motor Vehicle Parts	475	22	9	4
Theft - All Other Larceny	627	68	29	4
<b>Crimes Against Society</b>				
Drug/Narcotic Violations	150	148	138	15
Drug/Narcotic Equipment Violations	88	88	40	7
Gambling-Betting/Wagering	1	1	3	0
Gambling-Operating/Promoting	1	1	2	0
Gambling-Equipment Violation	1	1	1	0
Gambling-Sports Tampering	0	0	0	0
Pornography/Obscene Materials	1	0	0	0
Prostitution	19	19	19	0
Prostitution-Assisting/Promoting	0	0	0	0
Weapon Law Violations	55	53	31	4
<b>Total Group A Offenses</b>	<b>7,404</b>	<b>3,206</b>	<b>1,593</b>	<b>400</b>





# Jonesborough Police Department

<b>2001 Population Estimate</b>	<b>4,168</b>
<b>Offense Overview</b>	
Offense Total	422
Number Cleared	230
Percent Cleared	54.5%
Group A Crimes per 100,000 population	10,124.8
<b>Arrest Overview</b>	
Total Arrests	436
Adult Arrests	395
Juvenile Arrests	28
Unknown Age	13
Arrests per 100,000 population	10,460.7
Avg. number offenses/incident	1.15

<b>Domestic Violence Victims</b>		
Offense	Total	Arrests
Murder	0	0
Aggravated Assault	2	2
Simple Assault	19	17
Intimidation	5	0
Stalking	0	0
Forcible Rape	0	0
Forcible Sodomy	0	0
Sexual Assault w/Object	0	0
Forcible Fondling	0	0
Incest	0	0
Statutory Rape	0	0
Kidnapping/Abduction	1	2
<b>Total</b>	<b>27</b>	<b>21</b>

<b>TIBRS Group B Arrests</b>		
Offense	Adult	Juvenile
Bad Checks	0	0
Curfew/Vagrancy	0	2
Disorderly Conduct	3	0
DUI	99	0
Drunkenness	64	2
Family-Non Violent	1	0
Liquor Law Violation	14	4
Peeping Tom	0	0
Runaway	0	0
Trespass	4	0
All Other Offense	29	5
<b>Total Group B</b>	<b>214</b>	<b>13</b>

<b>TIBRS Group A Offenses</b>	<b>Offenses</b>		<b>Arrests</b>	
	<b>Reported</b>	<b>Cleared</b>	<b>Adult</b>	<b>Juvenile</b>
<b>Crimes Against Persons</b>				
Murder	0	0	0	0
Negligent Manslaughter	0	0	0	0
Kidnapping/Abduction	1	1	1	0
Forcible Rape	0	0	0	0
Forcible Sodomy	0	0	0	0
Sexual Assault w/Object	0	0	0	0
Forcible Fondling	2	1	0	0
Incest	0	0	0	0
Statutory Rape	0	0	0	0
Aggravated Assault	10	10	8	0
Simple Assault	41	32	26	3
Intimidation	19	5	2	0
Stalking	2	0	0	0
<b>Crimes Against Property</b>				
Arson	2	1	0	1
Bribery	1	1	1	0
Burglary	27	6	7	0
Counterfeiting/Forgery	19	8	6	0
Destruction/Damage/Vandalism	51	5	4	0
Embezzlement	0	0	0	0
Extortion/Blackmail	0	0	0	0
Fraud - False Pretenses	8	2	1	0
Fraud - Credit Card/ATM	2	0	0	0
Fraud - Impersonation	14	14	10	1
Fraud - Welfare	0	0	0	0
Fraud - Wire	0	0	0	0
Motor Vehicle Theft	10	2	2	0
Robbery	0	0	0	0
Stolen Property Offense	3	3	2	0
Theft - Pocket Picking	0	0	0	0
Theft - Purse Snatching	0	0	0	0
Theft - Shoplifting	19	12	11	1
Theft from Building	16	0	0	0
Theft from Coin Machine	7	2	2	0
Theft from Motor Vehicle	16	1	1	0
Theft of Motor Vehicle Parts	4	0	0	0
Theft - All Other Larceny	29	5	2	3
<b>Crimes Against Society</b>				
Drug/Narcotic Violations	88	88	84	6
Drug/Narcotic Equipment Violations	26	26	7	0
Gambling-Betting/Wagering	0	0	0	0
Gambling-Operating/Promoting	0	0	0	0
Gambling-Equipment Violation	0	0	0	0
Gambling-Sports Tampering	0	0	0	0
Pornography/Obscene Materials	0	0	0	0
Prostitution	0	0	0	0
Prostitution-Assisting/Promoting	0	0	0	0
Weapon Law Violations	5	5	4	0
<b>Total Group A Offenses</b>	<b>422</b>	<b>230</b>	<b>181</b>	<b>15</b>



# Kenton Police Department

<b>2001 Population Estimate</b>	<b>1,306</b>
<b>Offense Overview</b>	
Offense Total	111
Number Cleared	71
Percent Cleared	64.0%
Group A Crimes per 100,000 population	8,499.2
<b>Arrest Overview</b>	
Total Arrests	64
Adult Arrests	57
Juvenile Arrests	7
Unknown Age	0
Arrests per 100,000 population	4,900.5
Avg. number offenses/incident	1.32

Domestic Violence Victims		
Offense	Total	Arrests
Murder	0	0
Aggravated Assault	0	0
Simple Assault	7	3
Intimidation	0	0
Stalking	0	0
Forcible Rape	1	0
Forcible Sodomy	0	0
Sexual Assault w/Object	0	0
Forcible Fondling	0	0
Incest	0	0
Statutory Rape	0	0
Kidnapping/Abduction	0	0
<b>Total</b>	<b>8</b>	<b>3</b>

TIBRS Group B Arrests		
Offense	Adult	Juvenile
Bad Checks	8	0
Curfew/Vagrancy	0	0
Disorderly Conduct	1	0
DUI	10	0
Drunkenness	2	0
Family-Non Violent	0	0
Liquor Law Violation	2	2
Peeping Tom	0	0
Runaway	0	0
Trespass	0	0
All Other Offense	1	1
<b>Total Group B</b>	<b>24</b>	<b>3</b>

TIBRS Group A Offenses	Offenses		Arrests	
	Reported	Cleared	Adult	Juvenile
<b>Crimes Against Persons</b>				
Murder	0	0	0	0
Negligent Manslaughter	0	0	0	0
Kidnapping/Abduction	0	0	0	0
Forcible Rape	2	2	0	0
Forcible Sodomy	0	0	0	0
Sexual Assault w/Object	1	1	1	0
Forcible Fondling	0	0	0	0
Incest	0	0	0	0
Statutory Rape	0	0	0	0
Aggravated Assault	1	1	3	0
Simple Assault	13	12	5	0
Intimidation	1	1	0	0
Stalking	0	0	0	0
<b>Crimes Against Property</b>				
Arson	0	0	0	0
Bribery	0	0	0	0
Burglary	12	3	0	0
Counterfeiting/Forgery	0	0	0	0
Destruction/Damage/Vandalism	15	3	0	0
Embezzlement	0	0	0	0
Extortion/Blackmail	1	1	0	0
Fraud - False Pretenses	1	1	1	0
Fraud - Credit Card/ATM	0	0	0	0
Fraud - Impersonation	1	1	0	0
Fraud - Welfare	0	0	0	0
Fraud - Wire	0	0	0	0
Motor Vehicle Theft	4	3	0	3
Robbery	0	0	0	0
Stolen Property Offense	0	0	0	0
Theft - Pocket Picking	0	0	0	0
Theft - Purse Snatching	0	0	0	0
Theft - Shoplifting	5	2	0	0
Theft from Building	5	0	0	0
Theft from Coin Machine	0	0	0	0
Theft from Motor Vehicle	1	1	0	0
Theft of Motor Vehicle Parts	1	1	0	0
Theft - All Other Larceny	10	1	0	0
<b>Crimes Against Society</b>				
Drug/Narcotic Violations	22	22	19	1
Drug/Narcotic Equipment Violations	11	11	1	0
Gambling-Betting/Wagering	0	0	0	0
Gambling-Operating/Promoting	0	0	0	0
Gambling-Equipment Violation	0	0	0	0
Gambling-Sports Tampering	0	0	0	0
Pornography/Obscene Materials	0	0	0	0
Prostitution	0	0	0	0
Prostitution-Assisting/Promoting	0	0	0	0
Weapon Law Violations	4	4	3	0
<b>Total Group A Offenses</b>	<b>111</b>	<b>71</b>	<b>33</b>	<b>4</b>



# Kimball Police Department

<b>2001 Population Estimate</b>	<b>1,312</b>
<b>Offense Overview</b>	
Offense Total	113
Number Cleared	65
Percent Cleared	57.5%
Group A Crimes per 100,000 population	8,612.8
<b>Arrest Overview</b>	
Total Arrests	107
Adult Arrests	97
Juvenile Arrests	9
Unknown Age	1
Arrests per 100,000 population	8,155.5
Avg. number offenses/incident	1.00

<b>Domestic Violence Victims</b>		
Offense	Total	Arrests
Murder	0	0
Aggravated Assault	0	0
Simple Assault	3	3
Intimidation	0	0
Stalking	1	0
Forcible Rape	0	0
Forcible Sodomy	0	0
Sexual Assault w/Object	0	0
Forcible Fondling	0	0
Incest	0	0
Statutory Rape	0	0
Kidnapping/Abduction	0	0
<b>Total</b>	<b>4</b>	<b>3</b>

<b>TIBRS Group B Arrests</b>		
Offense	Adult	Juvenile
Bad Checks	0	0
Curfew/Vagrancy	0	0
Disorderly Conduct	1	0
DUI	15	0
Drunkness	13	0
Family-Non Violent	0	0
Liquor Law Violation	2	0
Peeping Tom	0	0
Runaway	0	0
Trespass	0	0
All Other Offense	4	1
<b>Total Group B</b>	<b>35</b>	<b>1</b>

<b>TIBRS Group A Offenses</b>	<b>Offenses</b>		<b>Arrests</b>	
	Reported	Cleared	Adult	Juvenile
<b>Crimes Against Persons</b>				
Murder	0	0	0	0
Negligent Manslaughter	0	0	0	0
Kidnapping/Abduction	0	0	0	0
Forcible Rape	0	0	0	0
Forcible Sodomy	0	0	0	0
Sexual Assault w/Object	0	0	0	0
Forcible Fondling	0	0	0	0
Incest	0	0	0	0
Statutory Rape	0	0	0	0
Aggravated Assault	4	4	2	1
Simple Assault	17	8	8	0
Intimidation	2	0	0	0
Stalking	2	0	0	0
<b>Crimes Against Property</b>				
Arson	0	0	0	0
Bribery	0	0	0	0
Burglary	3	0	0	0
Counterfeiting/Forgery	2	2	1	0
Destruction/Damage/Vandalism	9	1	1	0
Embezzlement	0	0	0	0
Extortion/Blackmail	0	0	0	0
Fraud - False Pretenses	0	0	0	0
Fraud - Credit Card/ATM	0	0	0	0
Fraud - Impersonation	1	1	1	0
Fraud - Welfare	0	0	0	0
Fraud - Wire	0	0	0	0
Motor Vehicle Theft	5	0	0	0
Robbery	0	0	0	0
Stolen Property Offense	0	0	0	0
Theft - Pocket Picking	0	0	0	0
Theft - Purse Snatching	3	0	0	0
Theft - Shoplifting	18	15	12	3
Theft from Building	4	0	0	0
Theft from Coin Machine	0	0	0	0
Theft from Motor Vehicle	4	0	0	0
Theft of Motor Vehicle Parts	3	0	0	0
Theft - All Other Larceny	2	0	0	0
<b>Crimes Against Society</b>				
Drug/Narcotic Violations	26	26	30	1
Drug/Narcotic Equipment Violations	6	6	5	3
Gambling-Betting/Wagering	0	0	0	0
Gambling-Operating/Promoting	0	0	0	0
Gambling-Equipment Violation	0	0	0	0
Gambling-Sports Tampering	0	0	0	0
Pornography/Obscene Materials	0	0	0	0
Prostitution	0	0	0	0
Prostitution-Assisting/Promoting	0	0	0	0
Weapon Law Violations	2	2	2	0
<b>Total Group A Offenses</b>	<b>113</b>	<b>65</b>	<b>62</b>	<b>8</b>



# Kingsport Police Department

<b>2001 Population Estimate</b>	<b>44,905</b>
<b>Offense Overview</b>	
Offense Total	7,094
Number Cleared	2,105
Percent Cleared	29.7%
Group A Crimes per 100,000 population	15,797.8
<b>Arrest Overview</b>	
Total Arrests	3,270
Adult Arrests	3,007
Juvenile Arrests	263
Unknown Age	0
Arrests per 100,000 population	7,282.0
Avg. number offenses/incident	1.21

Domestic Violence Victims		
Offense	Total	Arrests
Murder	1	1
Aggravated Assault	42	22
Simple Assault	354	152
Intimidation	18	1
Stalking	3	1
Forcible Rape	4	0
Forcible Sodomy	4	0
Sexual Assault w/Object	0	0
Forcible Fondling	27	0
Incest	2	0
Statutory Rape	0	0
Kidnapping/Abduction	5	1
<b>Total</b>	<b>460</b>	<b>178</b>

TIBRS Group B Arrests		
Offense	Adult	Juvenile
Bad Checks	7	0
Curfew/Vagrancy	0	0
Disorderly Conduct	18	5
DUI	259	1
Drunkenness	893	4
Family-Non Violent	9	0
Liquor Law Violation	28	13
Peeping Tom	0	0
Runaway	0	17
Trespass	48	4
All Other Offense	422	26
<b>Total Group B</b>	<b>1,684</b>	<b>70</b>

TIBRS Group A Offenses	Offenses		Arrests	
	Reported	Cleared	Adult	Juvenile
<b>Crimes Against Persons</b>				
Murder	2	2	3	0
Negligent Manslaughter	2	1	0	0
Kidnapping/Abduction	13	6	3	0
Forcible Rape	29	10	2	0
Forcible Sodomy	9	3	1	0
Sexual Assault w/Object	0	0	0	0
Forcible Fondling	74	18	2	0
Incest	2	2	0	0
Statutory Rape	17	6	4	0
Aggravated Assault	295	169	92	2
Simple Assault	1,080	385	286	8
Intimidation	69	10	2	1
Stalking	16	1	1	0
<b>Crimes Against Property</b>				
Arson	15	3	0	2
Bribery	0	0	0	0
Burglary	485	54	0	3
Counterfeiting/Forgery	305	83	38	2
Destruction/Damage/Vandalism	1,247	177	0	13
Embezzlement	4	1	1	0
Extortion/Blackmail	2	2	0	0
Fraud - False Pretenses	114	27	17	0
Fraud - Credit Card/ATM	57	20	6	1
Fraud - Impersonation	57	20	17	0
Fraud - Welfare	1	0	0	0
Fraud - Wire	3	1	0	0
Motor Vehicle Theft	127	18	12	4
Robbery	44	20	18	1
Stolen Property Offense	6	6	7	0
Theft - Pocket Picking	4	0	0	0
Theft - Purse Snatching	7	1	0	2
Theft - Shoplifting	504	403	363	125
Theft from Building	366	40	27	1
Theft from Coin Machine	25	1	0	0
Theft from Motor Vehicle	484	33	37	0
Theft of Motor Vehicle Parts	329	13	2	0
Theft - All Other Larceny	675	53	52	4
<b>Crimes Against Society</b>				
Drug/Narcotic Violations	359	295	292	21
Drug/Narcotic Equipment Violations	223	189	36	1
Gambling-Betting/Wagering	2	2	0	1
Gambling-Operating/Promoting	0	0	0	0
Gambling-Equipment Violation	1	1	1	0
Gambling-Sports Tampering	0	0	0	0
Pornography/Obscene Materials	0	0	0	0
Prostitution	1	1	0	0
Prostitution-Assisting/Promoting	0	0	0	0
Weapon Law Violations	39	28	1	1
<b>Total Group A Offenses</b>	<b>7,094</b>	<b>2,105</b>	<b>1,323</b>	<b>193</b>



# Kingston Police Department

<b>2001 Population Estimate</b>	<b>5,264</b>
<b>Offense Overview</b>	
Offense Total	236
Number Cleared	88
Percent Cleared	37.3%
Group A Crimes per 100,000 population	4,483.3
<b>Arrest Overview</b>	
Total Arrests	151
Adult Arrests	143
Juvenile Arrests	8
Unknown Age	0
Arrests per 100,000 population	2,868.5
Avg. number offenses/incident	1.11

<b>Domestic Violence Victims</b>		
Offense	Total	Arrests
Murder	0	0
Aggravated Assault	1	1
Simple Assault	12	12
Intimidation	0	0
Stalking	0	0
Forcible Rape	0	0
Forcible Sodomy	0	0
Sexual Assault w/Object	0	0
Forcible Fondling	0	0
Incest	0	0
Statutory Rape	0	0
Kidnapping/Abduction	0	0
<b>Total</b>	<b>13</b>	<b>13</b>

<b>TIBRS Group B Arrests</b>		
Offense	Adult	Juvenile
Bad Checks	0	0
Curfew/Vagrancy	0	0
Disorderly Conduct	3	0
DUI	30	0
Drunkenness	42	0
Family-Non Violent	0	0
Liquor Law Violation	4	0
Peeping Tom	0	0
Runaway	0	0
Trespass	1	2
All Other Offense	0	0
<b>Total Group B</b>	<b>80</b>	<b>2</b>

<b>TIBRS Group A Offenses</b>	<b>Offenses</b>		<b>Arrests</b>	
	<b>Reported</b>	<b>Cleared</b>	<b>Adult</b>	<b>Juvenile</b>
<b>Crimes Against Persons</b>				
Murder	0	0	0	0
Negligent Manslaughter	0	0	0	0
Kidnapping/Abduction	0	0	0	0
Forcible Rape	0	0	0	0
Forcible Sodomy	0	0	0	0
Sexual Assault w/Object	0	0	0	0
Forcible Fondling	0	0	0	0
Incest	0	0	0	0
Statutory Rape	0	0	0	0
Aggravated Assault	3	2	2	0
Simple Assault	22	17	16	1
Intimidation	12	0	0	0
Stalking	0	0	0	0
<b>Crimes Against Property</b>				
Arson	1	1	1	0
Bribery	0	0	0	0
Burglary	23	4	3	3
Counterfeiting/Forgery	0	0	0	0
Destruction/Damage/Vandalism	39	4	2	2
Embezzlement	0	0	0	0
Extortion/Blackmail	0	0	0	0
Fraud - False Pretenses	9	2	2	0
Fraud - Credit Card/ATM	0	0	0	0
Fraud - Impersonation	1	1	1	0
Fraud - Welfare	0	0	0	0
Fraud - Wire	0	0	0	0
Motor Vehicle Theft	10	4	4	0
Robbery	3	0	0	0
Stolen Property Offense	0	0	0	0
Theft - Pocket Picking	0	0	0	0
Theft - Purse Snatching	2	0	0	0
Theft - Shoplifting	2	1	0	0
Theft from Building	13	3	2	0
Theft from Coin Machine	3	2	0	0
Theft from Motor Vehicle	23	4	2	0
Theft of Motor Vehicle Parts	5	1	1	0
Theft - All Other Larceny	26	3	2	0
<b>Crimes Against Society</b>				
Drug/Narcotic Violations	24	24	22	0
Drug/Narcotic Equipment Violations	15	15	3	0
Gambling-Betting/Wagering	0	0	0	0
Gambling-Operating/Promoting	0	0	0	0
Gambling-Equipment Violation	0	0	0	0
Gambling-Sports Tampering	0	0	0	0
Pornography/Obscene Materials	0	0	0	0
Prostitution	0	0	0	0
Prostitution-Assisting/Promoting	0	0	0	0
Weapon Law Violations	0	0	0	0
<b>Total Group A Offenses</b>	<b>236</b>	<b>88</b>	<b>63</b>	<b>6</b>



# Kingston Springs Police Department

<b>2001 Population Estimate</b>	<b>2,773</b>
<b>Offense Overview</b>	
Offense Total	162
Number Cleared	79
Percent Cleared	48.8%
Group A Crimes per 100,000 population	5,842.0
<b>Arrest Overview</b>	
Total Arrests	74
Adult Arrests	64
Juvenile Arrests	6
Unknown Age	4
Arrests per 100,000 population	2,668.6
Avg. number offenses/incident	1.11

Domestic Violence Victims		
Offense	Total	Arrests
Murder	0	0
Aggravated Assault	0	0
Simple Assault	9	9
Intimidation	0	0
Stalking	0	0
Forcible Rape	0	0
Forcible Sodomy	0	0
Sexual Assault w/Object	0	0
Forcible Fondling	0	0
Incest	0	0
Statutory Rape	0	0
Kidnapping/Abduction	0	0
<b>Total</b>	<b>9</b>	<b>9</b>

TIBRS Group B Arrests		
Offense	Adult	Juvenile
Bad Checks	0	0
Curfew/Vagrancy	0	0
Disorderly Conduct	0	0
DUI	2	0
Drunkenness	1	0
Family-Non Violent	0	0
Liquor Law Violation	2	1
Peeping Tom	0	0
Runaway	0	0
Trespass	1	0
All Other Offense	2	0
<b>Total Group B</b>	<b>8</b>	<b>1</b>

TIBRS Group A Offenses	Offenses		Arrests	
	Reported	Cleared	Adult	Juvenile
<b>Crimes Against Persons</b>				
Murder	0	0	0	0
Negligent Manslaughter	0	0	0	0
Kidnapping/Abduction	0	0	0	0
Forcible Rape	0	0	0	0
Forcible Sodomy	0	0	0	0
Sexual Assault w/Object	0	0	0	0
Forcible Fondling	1	0	0	0
Incest	0	0	0	0
Statutory Rape	0	0	0	0
Aggravated Assault	4	3	3	0
Simple Assault	26	11	8	0
Intimidation	22	0	0	0
Stalking	0	0	0	0
<b>Crimes Against Property</b>				
Arson	0	0	0	0
Bribery	0	0	0	0
Burglary	7	2	2	0
Counterfeiting/Forgery	1	0	0	0
Destruction/Damage/Vandalism	12	1	1	0
Embezzlement	0	0	0	0
Extortion/Blackmail	0	0	0	0
Fraud - False Pretenses	6	0	0	0
Fraud - Credit Card/ATM	0	0	0	0
Fraud - Impersonation	1	0	0	0
Fraud - Welfare	0	0	0	0
Fraud - Wire	0	0	0	0
Motor Vehicle Theft	3	1	1	0
Robbery	1	1	1	0
Stolen Property Offense	0	0	0	0
Theft - Pocket Picking	0	0	0	0
Theft - Purse Snatching	0	0	0	0
Theft - Shoplifting	2	1	1	0
Theft from Building	8	2	0	0
Theft from Coin Machine	0	0	0	0
Theft from Motor Vehicle	4	0	0	0
Theft of Motor Vehicle Parts	2	0	0	0
Theft - All Other Larceny	5	0	0	0
<b>Crimes Against Society</b>				
Drug/Narcotic Violations	39	39	32	5
Drug/Narcotic Equipment Violations	13	13	3	0
Gambling-Betting/Wagering	0	0	0	0
Gambling-Operating/Promoting	0	0	0	0
Gambling-Equipment Violation	0	0	0	0
Gambling-Sports Tampering	0	0	0	0
Pornography/Obscene Materials	0	0	0	0
Prostitution	0	0	0	0
Prostitution-Assisting/Promoting	0	0	0	0
Weapon Law Violations	5	5	4	0
<b>Total Group A Offenses</b>	<b>162</b>	<b>79</b>	<b>56</b>	<b>5</b>



# Knoxville Police Department

<b>2001 Population Estimate</b>	<b>173,890</b>
<b>Offense Overview</b>	
Offense Total	22,415
Number Cleared	6,387
Percent Cleared	28.5%
Group A Crimes per 100,000 population	12,890.3

<b>Arrest Overview</b>	
Total Arrests	10,281
Adult Arrests	8,994
Juvenile Arrests	1,287
Unknown Age	0
Arrests per 100,000 population	5,912.4
Avg. number offenses/incident	1.08

<b>Domestic Violence Victims</b>		
Offense	Total	Arrests
Murder	5	5
Aggravated Assault	286	104
Simple Assault	934	255
Intimidation	56	4
Stalking	7	1
Forcible Rape	8	1
Forcible Sodomy	7	0
Sexual Assault w/Object	1	0
Forcible Fondling	19	1
Incest	0	0
Statutory Rape	1	0
Kidnapping/Abduction	8	2
<b>Total</b>	<b>1,332</b>	<b>373</b>

<b>TIBRS Group B Arrests</b>		
Offense	Adult	Juvenile
Bad Checks	210	0
Curfew/Vagrancy	2	185
Disorderly Conduct	478	91
DUI	543	1
Drunkenness	2,313	9
Family-Non Violent	7	5
Liquor Law Violation	151	59
Peeping Tom	0	0
Runaway	0	196
Trespass	353	34
All Other Offense	734	78
<b>Total Group B</b>	<b>4,791</b>	<b>658</b>

<b>TIBRS Group A Offenses</b>	<b>Offenses</b>		<b>Arrests</b>	
	Reported	Cleared	Adult	Juvenile
<b>Crimes Against Persons</b>				
Murder	21	16	15	0
Negligent Manslaughter	1	1	1	0
Kidnapping/Abduction	39	21	10	0
Forcible Rape	74	25	6	0
Forcible Sodomy	24	9	1	0
Sexual Assault w/Object	1	0	0	0
Forcible Fondling	81	22	7	1
Incest	0	0	0	0
Statutory Rape	12	5	3	0
Aggravated Assault	1,327	574	304	31
Simple Assault	3,086	1,102	596	65
Intimidation	283	27	7	1
Stalking	31	4	2	0
<b>Crimes Against Property</b>				
Arson	138	8	3	0
Bribery	0	0	0	0
Burglary	2,149	202	153	39
Counterfeiting/Forgery	438	93	57	4
Destruction/Damage/Vandalism	2,864	337	120	49
Embezzlement	114	37	24	3
Extortion/Blackmail	3	1	1	0
Fraud - False Pretenses	367	87	59	1
Fraud - Credit Card/ATM	135	15	4	3
Fraud - Impersonation	47	9	3	1
Fraud - Welfare	0	0	0	0
Fraud - Wire	1	0	0	0
Motor Vehicle Theft	1,137	208	125	54
Robbery	555	178	115	9
Stolen Property Offense	62	59	61	3
Theft - Pocket Picking	31	3	3	0
Theft - Purse Snatching	37	4	4	0
Theft - Shoplifting	641	365	184	186
Theft from Building	1,201	153	90	10
Theft from Coin Machine	70	2	1	1
Theft from Motor Vehicle	2,165	112	93	17
Theft of Motor Vehicle Parts	1,050	45	39	6
Theft - All Other Larceny	1,633	170	120	6
<b>Crimes Against Society</b>				
Drug/Narcotic Violations	1,336	1,256	1,140	99
Drug/Narcotic Equipment Violations	941	934	642	20
Gambling-Betting/Wagering	0	0	0	0
Gambling-Operating/Promoting	0	0	0	0
Gambling-Equipment Violation	0	0	0	0
Gambling-Sports Tampering	0	0	0	0
Pornography/Obscene Materials	1	0	0	0
Prostitution	130	130	115	1
Prostitution-Assisting/Promoting	4	3	2	0
Weapon Law Violations	185	170	93	19
<b>Total Group A Offenses</b>	<b>22,415</b>	<b>6,387</b>	<b>4,203</b>	<b>629</b>



# Lafayette Police Department

<b>2001 Population Estimate</b>	<b>3,885</b>
<b>Offense Overview</b>	
Offense Total	354
Number Cleared	193
Percent Cleared	54.5%
Group A Crimes per 100,000 population	9,112.0
<b>Arrest Overview</b>	
Total Arrests	332
Adult Arrests	283
Juvenile Arrests	47
Unknown Age	2
Arrests per 100,000 population	8,545.7
Avg. number offenses/incident	1.13

Domestic Violence Victims		
Offense	Total	Arrests
Murder	0	0
Aggravated Assault	4	2
Simple Assault	19	11
Intimidation	0	0
Stalking	0	0
Forcible Rape	0	0
Forcible Sodomy	0	0
Sexual Assault w/Object	0	0
Forcible Fondling	1	0
Incest	0	0
Statutory Rape	0	0
Kidnapping/Abduction	0	0
<b>Total</b>	<b>24</b>	<b>13</b>

TIBRS Group B Arrests		
Offense	Adult	Juvenile
Bad Checks	0	0
Curfew/Vagrancy	0	1
Disorderly Conduct	4	0
DUI	78	1
Drunkness	58	2
Family-Non Violent	1	0
Liquor Law Violation	1	0
Peeping Tom	2	0
Runaway	0	1
Trespass	0	0
All Other Offense	7	24
<b>Total Group B</b>	<b>151</b>	<b>29</b>

TIBRS Group A Offenses	Offenses		Arrests	
	Reported	Cleared	Adult	Juvenile
<b>Crimes Against Persons</b>				
Murder	0	0	0	0
Negligent Manslaughter	0	0	0	0
Kidnapping/Abduction	0	0	0	0
Forcible Rape	0	0	0	0
Forcible Sodomy	0	0	0	0
Sexual Assault w/Object	0	0	0	0
Forcible Fondling	1	0	0	0
Incest	0	0	0	0
Statutory Rape	0	0	0	0
Aggravated Assault	24	21	12	0
Simple Assault	40	39	25	0
Intimidation	4	1	1	0
Stalking	1	0	0	0
<b>Crimes Against Property</b>				
Arson	1	0	0	0
Bribery	0	0	0	0
Burglary	42	14	12	0
Counterfeiting/Forgery	18	12	8	0
Destruction/Damage/Vandalism	45	6	2	0
Embezzlement	0	0	0	0
Extortion/Blackmail	0	0	0	0
Fraud - False Pretenses	2	2	1	1
Fraud - Credit Card/ATM	1	1	0	0
Fraud - Impersonation	7	7	5	0
Fraud - Welfare	0	0	0	0
Fraud - Wire	0	0	0	0
Motor Vehicle Theft	17	6	2	3
Robbery	0	0	0	0
Stolen Property Offense	0	0	0	0
Theft - Pocket Picking	0	0	0	0
Theft - Purse Snatching	0	0	0	0
Theft - Shoplifting	29	24	25	3
Theft from Building	7	2	0	2
Theft from Coin Machine	0	0	0	0
Theft from Motor Vehicle	24	3	8	2
Theft of Motor Vehicle Parts	14	0	0	0
Theft - All Other Larceny	26	4	2	0
<b>Crimes Against Society</b>				
Drug/Narcotic Violations	31	31	21	5
Drug/Narcotic Equipment Violations	14	14	4	2
Gambling-Betting/Wagering	0	0	0	0
Gambling-Operating/Promoting	0	0	0	0
Gambling-Equipment Violation	0	0	0	0
Gambling-Sports Tampering	0	0	0	0
Pornography/Obscene Materials	0	0	0	0
Prostitution	0	0	0	0
Prostitution-Assisting/Promoting	0	0	0	0
Weapon Law Violations	6	6	4	0
<b>Total Group A Offenses</b>	<b>354</b>	<b>193</b>	<b>132</b>	<b>18</b>





# LaFollette Police Department

<b>2001 Population Estimate</b>	<b>7,926</b>
<b>Offense Overview</b>	
Offense Total	868
Number Cleared	332
Percent Cleared	38.2%
Group A Crimes per 100,000 population	10,951.3
<b>Arrest Overview</b>	
Total Arrests	657
Adult Arrests	599
Juvenile Arrests	58
Unknown Age	0
Arrests per 100,000 population	8,289.2
Avg. number offenses/incident	1.10

<b>Domestic Violence Victims</b>		
Offense	Total	Arrests
Murder	0	0
Aggravated Assault	19	15
Simple Assault	66	24
Intimidation	9	3
Stalking	0	0
Forcible Rape	0	0
Forcible Sodomy	1	0
Sexual Assault w/Object	0	0
Forcible Fondling	1	1
Incest	0	0
Statutory Rape	0	0
Kidnapping/Abduction	0	0
<b>Total</b>	<b>96</b>	<b>43</b>

<b>TIBRS Group B Arrests</b>		
Offense	Adult	Juvenile
Bad Checks	0	0
Curfew/Vagrancy	0	13
Disorderly Conduct	26	7
DUI	81	1
Drunkenness	98	2
Family-Non Violent	0	0
Liquor Law Violation	26	1
Peeping Tom	0	0
Runaway	0	4
Trespass	20	0
All Other Offense	83	2
<b>Total Group B</b>	<b>334</b>	<b>30</b>

<b>TIBRS Group A Offenses</b>	<b>Offenses</b>		<b>Arrests</b>	
	<b>Reported</b>	<b>Cleared</b>	<b>Adult</b>	<b>Juvenile</b>
<b>Crimes Against Persons</b>				
Murder	0	0	0	0
Negligent Manslaughter	0	0	0	0
Kidnapping/Abduction	0	0	0	0
Forcible Rape	6	2	0	0
Forcible Sodomy	1	0	0	0
Sexual Assault w/Object	0	0	0	0
Forcible Fondling	6	2	4	0
Incest	0	0	0	0
Statutory Rape	0	0	0	0
Aggravated Assault	66	34	29	3
Simple Assault	150	64	51	3
Intimidation	15	4	1	0
Stalking	0	0	0	0
<b>Crimes Against Property</b>				
Arson	5	1	1	0
Bribery	0	0	0	0
Burglary	143	23	27	7
Counterfeiting/Forgery	31	17	17	0
Destruction/Damage/Vandalism	77	18	11	0
Embezzlement	4	1	1	0
Extortion/Blackmail	0	0	0	0
Fraud - False Pretenses	19	7	5	0
Fraud - Credit Card/ATM	0	0	0	0
Fraud - Impersonation	5	5	3	0
Fraud - Welfare	0	0	0	0
Fraud - Wire	1	0	0	0
Motor Vehicle Theft	33	3	3	0
Robbery	10	4	4	1
Stolen Property Offense	0	0	0	0
Theft - Pocket Picking	0	0	0	0
Theft - Purse Snatching	0	0	0	0
Theft - Shoplifting	17	16	17	0
Theft from Building	29	10	7	3
Theft from Coin Machine	2	0	0	0
Theft from Motor Vehicle	60	5	3	0
Theft of Motor Vehicle Parts	50	6	2	0
Theft - All Other Larceny	35	7	8	2
<b>Crimes Against Society</b>				
Drug/Narcotic Violations	66	66	61	8
Drug/Narcotic Equipment Violations	24	24	1	1
Gambling-Betting/Wagering	0	0	0	0
Gambling-Operating/Promoting	0	0	0	0
Gambling-Equipment Violation	0	0	0	0
Gambling-Sports Tampering	0	0	0	0
Pornography/Obscene Materials	0	0	0	0
Prostitution	0	0	0	0
Prostitution-Assisting/Promoting	0	0	0	0
Weapon Law Violations	13	13	9	0
<b>Total Group A Offenses</b>	<b>868</b>	<b>332</b>	<b>265</b>	<b>28</b>



# LaGrange Police Department

<b>2001 Population Estimate</b>	<b>136</b>
<b>Offense Overview</b>	
Offense Total	50
Number Cleared	47
Percent Cleared	94.0%
Group A Crimes per 100,000 population	36,764.7
<b>Arrest Overview</b>	
Total Arrests	49
Adult Arrests	46
Juvenile Arrests	0
Unknown Age	3
Arrests per 100,000 population	36,029.4
Avg. number offenses/incident	1.25

Domestic Violence Victims		
Offense	Total	Arrests
Murder	0	0
Aggravated Assault	0	0
Simple Assault	0	0
Intimidation	1	0
Stalking	0	0
Forcible Rape	0	0
Forcible Sodomy	0	0
Sexual Assault w/Object	0	0
Forcible Fondling	0	0
Incest	0	0
Statutory Rape	0	0
Kidnapping/Abduction	0	0
<b>Total</b>	<b>1</b>	<b>0</b>

TIBRS Group B Arrests		
Offense	Adult	Juvenile
Bad Checks	0	0
Curfew/Vagrancy	1	0
Disorderly Conduct	1	0
DUI	13	0
Drunkness	0	0
Family-Non Violent	0	0
Liquor Law Violation	0	0
Peeping Tom	0	0
Runaway	0	0
Trespass	0	0
All Other Offense	1	0
<b>Total Group B</b>	<b>16</b>	<b>0</b>

TIBRS Group A Offenses	Offenses		Arrests	
	Reported	Cleared	Adult	Juvenile
<b>Crimes Against Persons</b>				
Murder	0	0	0	0
Negligent Manslaughter	0	0	0	0
Kidnapping/Abduction	0	0	0	0
Forcible Rape	0	0	0	0
Forcible Sodomy	0	0	0	0
Sexual Assault w/Object	0	0	0	0
Forcible Fondling	0	0	0	0
Incest	0	0	0	0
Statutory Rape	0	0	0	0
Aggravated Assault	0	0	0	0
Simple Assault	1	1	1	0
Intimidation	2	2	0	0
Stalking	0	0	0	0
<b>Crimes Against Property</b>				
Arson	0	0	0	0
Bribery	0	0	0	0
Burglary	1	0	0	0
Counterfeiting/Forgery	0	0	0	0
Destruction/Damage/Vandalism	1	1	0	0
Embezzlement	0	0	0	0
Extortion/Blackmail	0	0	0	0
Fraud - False Pretenses	0	0	0	0
Fraud - Credit Card/ATM	0	0	0	0
Fraud - Impersonation	4	4	3	0
Fraud - Welfare	0	0	0	0
Fraud - Wire	0	0	0	0
Motor Vehicle Theft	1	1	1	0
Robbery	0	0	0	0
Stolen Property Offense	0	0	0	0
Theft - Pocket Picking	0	0	0	0
Theft - Purse Snatching	0	0	0	0
Theft - Shoplifting	0	0	0	0
Theft from Building	0	0	0	0
Theft from Coin Machine	0	0	0	0
Theft from Motor Vehicle	0	0	0	0
Theft of Motor Vehicle Parts	2	0	0	0
Theft - All Other Larceny	0	0	0	0
<b>Crimes Against Society</b>				
Drug/Narcotic Violations	24	24	17	0
Drug/Narcotic Equipment Violations	5	5	1	0
Gambling-Betting/Wagering	0	0	0	0
Gambling-Operating/Promoting	0	0	0	0
Gambling-Equipment Violation	0	0	0	0
Gambling-Sports Tampering	0	0	0	0
Pornography/Obscene Materials	0	0	0	0
Prostitution	0	0	0	0
Prostitution-Assisting/Promoting	0	0	0	0
Weapon Law Violations	9	9	7	0
<b>Total Group A Offenses</b>	<b>50</b>	<b>47</b>	<b>30</b>	<b>0</b>



# Lake City Police Department

<b>2001 Population Estimate</b>	<b>1,888</b>
<b>Offense Overview</b>	
Offense Total	264
Number Cleared	104
Percent Cleared	39.4%
Group A Crimes per 100,000 population	13,983.1

<b>Arrest Overview</b>	
Total Arrests	149
Adult Arrests	128
Juvenile Arrests	21
Unknown Age	0
Arrests per 100,000 population	7,891.9
Avg. number offenses/incident	1.03

Domestic Violence Victims		
Offense	Total	Arrests
Murder	0	0
Aggravated Assault	2	1
Simple Assault	13	9
Intimidation	1	0
Stalking	0	0
Forcible Rape	0	0
Forcible Sodomy	0	0
Sexual Assault w/Object	0	0
Forcible Fondling	0	0
Incest	0	0
Statutory Rape	0	0
Kidnapping/Abduction	0	0
<b>Total</b>	<b>16</b>	<b>10</b>

TIBRS Group B Arrests		
Offense	Adult	Juvenile
Bad Checks	0	0
Curfew/Vagrancy	0	2
Disorderly Conduct	2	2
DUI	11	4
Drunkenness	16	0
Family-Non Violent	0	0
Liquor Law Violation	4	6
Peeping Tom	0	0
Runaway	0	0
Trespass	3	0
All Other Offense	5	0
<b>Total Group B</b>	<b>41</b>	<b>14</b>

TIBRS Group A Offenses	Offenses		Arrests	
	Reported	Cleared	Adult	Juvenile
<b>Crimes Against Persons</b>				
Murder	0	0	0	0
Negligent Manslaughter	0	0	0	0
Kidnapping/Abduction	0	0	0	0
Forcible Rape	0	0	0	0
Forcible Sodomy	0	0	0	0
Sexual Assault w/Object	0	0	0	0
Forcible Fondling	1	0	0	0
Incest	0	0	0	0
Statutory Rape	0	0	0	0
Aggravated Assault	6	3	1	0
Simple Assault	42	20	15	2
Intimidation	2	0	0	0
Stalking	0	0	0	0
<b>Crimes Against Property</b>				
Arson	2	1	1	0
Bribery	0	0	0	0
Burglary	42	11	11	4
Counterfeiting/Forgery	6	3	3	0
Destruction/Damage/Vandalism	28	7	4	0
Embezzlement	2	1	0	0
Extortion/Blackmail	1	0	0	0
Fraud - False Pretenses	4	1	1	0
Fraud - Credit Card/ATM	1	0	0	0
Fraud - Impersonation	2	2	2	0
Fraud - Welfare	0	0	0	0
Fraud - Wire	0	0	0	0
Motor Vehicle Theft	4	1	2	0
Robbery	3	3	2	0
Stolen Property Offense	0	0	0	0
Theft - Pocket Picking	1	0	0	0
Theft - Purse Snatching	0	0	0	0
Theft - Shoplifting	7	5	2	0
Theft from Building	14	1	1	0
Theft from Coin Machine	5	1	0	0
Theft from Motor Vehicle	23	2	3	0
Theft of Motor Vehicle Parts	9	1	0	0
Theft - All Other Larceny	21	5	7	0
<b>Crimes Against Society</b>				
Drug/Narcotic Violations	26	25	25	1
Drug/Narcotic Equipment Violations	8	7	5	0
Gambling-Betting/Wagering	0	0	0	0
Gambling-Operating/Promoting	0	0	0	0
Gambling-Equipment Violation	0	0	0	0
Gambling-Sports Tampering	0	0	0	0
Pornography/Obscene Materials	0	0	0	0
Prostitution	0	0	0	0
Prostitution-Assisting/Promoting	0	0	0	0
Weapon Law Violations	4	4	2	0
<b>Total Group A Offenses</b>	<b>264</b>	<b>104</b>	<b>87</b>	<b>7</b>



# Lakewood Police Department

**2001 Population Estimate** 2,341

**Offense Overview**

Offense Total 109  
 Number Cleared 16  
 Percent Cleared 14.7%

Group A Crimes per 100,000 population 4,656.1

**Arrest Overview**

Total Arrests 273  
 Adult Arrests 265  
 Juvenile Arrests 8  
 Unknown Age 0

Arrests per 100,000 population 11,661.7

Avg. number offenses/incident 1.13

**Domestic Violence Victims**

Offense	Total	Arrests
Murder	0	0
Aggravated Assault	5	1
Simple Assault	4	0
Intimidation	1	0
Stalking	0	0
Forcible Rape	0	0
Forcible Sodomy	0	0
Sexual Assault w/Object	0	0
Forcible Fondling	0	0
Incest	0	0
Statutory Rape	0	0
Kidnapping/Abduction	0	0
<b>Total</b>	<b>10</b>	<b>1</b>

**TIBRS Group B Arrests**

Offense	Adult	Juvenile
Bad Checks	0	0
Curfew/Vagrancy	0	0
Disorderly Conduct	8	2
DUI	49	0
Drunkness	5	0
Family-Non Violent	0	0
Liquor Law Violation	7	1
Peeping Tom	0	0
Runaway	0	0
Trespass	1	0
All Other Offense	185	5
<b>Total Group B</b>	<b>255</b>	<b>8</b>

TIBRS Group A Offenses	Offenses		Arrests	
	Reported	Cleared	Adult	Juvenile
<b>Crimes Against Persons</b>				
Murder	0	0	0	0
Negligent Manslaughter	0	0	0	0
Kidnapping/Abduction	0	0	0	0
Forcible Rape	0	0	0	0
Forcible Sodomy	0	0	0	0
Sexual Assault w/Object	0	0	0	0
Forcible Fondling	2	0	0	0
Incest	0	0	0	0
Statutory Rape	0	0	0	0
Aggravated Assault	13	2	1	0
Simple Assault	18	2	2	0
Intimidation	3	1	0	0
Stalking	1	0	0	0
<b>Crimes Against Property</b>				
Arson	0	0	0	0
Bribery	0	0	0	0
Burglary	8	0	0	0
Counterfeiting/Forgery	0	0	0	0
Destruction/Damage/Vandalism	13	1	0	0
Embezzlement	0	0	0	0
Extortion/Blackmail	0	0	0	0
Fraud - False Pretenses	0	0	0	0
Fraud - Credit Card/ATM	0	0	0	0
Fraud - Impersonation	1	0	0	0
Fraud - Welfare	0	0	0	0
Fraud - Wire	0	0	0	0
Motor Vehicle Theft	11	1	0	0
Robbery	2	0	0	0
Stolen Property Offense	0	0	0	0
Theft - Pocket Picking	0	0	0	0
Theft - Purse Snatching	0	0	0	0
Theft - Shoplifting	2	0	0	0
Theft from Building	6	0	0	0
Theft from Coin Machine	0	0	0	0
Theft from Motor Vehicle	7	0	0	0
Theft of Motor Vehicle Parts	0	0	0	0
Theft - All Other Larceny	10	0	0	0
<b>Crimes Against Society</b>				
Drug/Narcotic Violations	8	7	7	0
Drug/Narcotic Equipment Violations	4	2	0	0
Gambling-Betting/Wagering	0	0	0	0
Gambling-Operating/Promoting	0	0	0	0
Gambling-Equipment Violation	0	0	0	0
Gambling-Sports Tampering	0	0	0	0
Pornography/Obscene Materials	0	0	0	0
Prostitution	0	0	0	0
Prostitution-Assisting/Promoting	0	0	0	0
Weapon Law Violations	0	0	0	0
<b>Total Group A Offenses</b>	<b>109</b>	<b>16</b>	<b>10</b>	<b>0</b>



# LaVergne Police Department

<b>2001 Population Estimate</b>	<b>18,687</b>
<b>Offense Overview</b>	
Offense Total	1,299
Number Cleared	322
Percent Cleared	24.8%
Group A Crimes per 100,000 population	6,951.4

<b>Arrest Overview</b>	
Total Arrests	464
Adult Arrests	390
Juvenile Arrests	72
Unknown Age	2
Arrests per 100,000 population	2,483.0
Avg. number offenses/incident	1.11

Domestic Violence Victims		
Offense	Total	Arrests
Murder	0	0
Aggravated Assault	38	19
Simple Assault	97	56
Intimidation	2	0
Stalking	0	0
Forcible Rape	1	1
Forcible Sodomy	0	0
Sexual Assault w/Object	3	0
Forcible Fondling	1	0
Incest	0	0
Statutory Rape	0	0
Kidnapping/Abduction	0	0
<b>Total</b>	<b>142</b>	<b>76</b>

TIBRS Group B Arrests		
Offense	Adult	Juvenile
Bad Checks	0	0
Curfew/Vagrancy	0	0
Disorderly Conduct	12	3
DUI	88	1
Drunkenness	19	0
Family-Non Violent	6	0
Liquor Law Violation	3	1
Peeping Tom	0	0
Runaway	0	4
Trespass	1	4
All Other Offense	24	5
<b>Total Group B</b>	<b>153</b>	<b>18</b>

TIBRS Group A Offenses	Offenses		Arrests	
	Reported	Cleared	Adult	Juvenile
<b>Crimes Against Persons</b>				
Murder	0	0	0	0
Negligent Manslaughter	0	0	0	0
Kidnapping/Abduction	0	0	0	0
Forcible Rape	3	1	1	0
Forcible Sodomy	1	1	1	0
Sexual Assault w/Object	6	0	0	0
Forcible Fondling	5	0	0	0
Incest	0	0	0	0
Statutory Rape	4	1	1	0
Aggravated Assault	103	48	36	9
Simple Assault	209	90	72	10
Intimidation	6	1	1	0
Stalking	5	0	0	0
<b>Crimes Against Property</b>				
Arson	11	1	0	0
Bribery	1	1	1	0
Burglary	90	12	8	7
Counterfeiting/Forgery	18	6	6	0
Destruction/Damage/Vandalism	198	6	1	3
Embezzlement	4	0	0	0
Extortion/Blackmail	0	0	0	0
Fraud - False Pretenses	18	1	1	0
Fraud - Credit Card/ATM	11	0	0	0
Fraud - Impersonation	10	2	1	0
Fraud - Welfare	0	0	0	0
Fraud - Wire	0	0	0	0
Motor Vehicle Theft	45	0	0	0
Robbery	7	2	1	4
Stolen Property Offense	2	2	4	2
Theft - Pocket Picking	1	0	0	0
Theft - Purse Snatching	0	0	0	0
Theft - Shoplifting	3	1	1	0
Theft from Building	75	8	8	1
Theft from Coin Machine	2	0	0	0
Theft from Motor Vehicle	124	3	5	0
Theft of Motor Vehicle Parts	6	0	0	0
Theft - All Other Larceny	185	6	3	0
<b>Crimes Against Society</b>				
Drug/Narcotic Violations	87	76	72	16
Drug/Narcotic Equipment Violations	49	46	10	1
Gambling-Betting/Wagering	0	0	0	0
Gambling-Operating/Promoting	0	0	0	0
Gambling-Equipment Violation	0	0	0	0
Gambling-Sports Tampering	0	0	0	0
Pornography/Obscene Materials	0	0	0	0
Prostitution	1	0	0	0
Prostitution-Assisting/Promoting	0	0	0	0
Weapon Law Violations	9	7	3	1
<b>Total Group A Offenses</b>	<b>1,299</b>	<b>322</b>	<b>237</b>	<b>54</b>



# Lawrenceburg Police Department

<b>2001 Population Estimate</b>	<b>10,796</b>
<b>Offense Overview</b>	
Offense Total	2,823
Number Cleared	1,133
Percent Cleared	40.1%

Group A Crimes per 100,000 population	26,148.6
---------------------------------------	----------

<b>Arrest Overview</b>	
Total Arrests	801
Adult Arrests	747
Juvenile Arrests	54
Unknown Age	0

Arrests per 100,000 population	7,419.4
--------------------------------	---------

Avg. number offenses/incident	1.23
-------------------------------	------

## Domestic Violence Victims

Offense	Total	Arrests
Murder	0	0
Aggravated Assault	26	6
Simple Assault	293	37
Intimidation	96	5
Stalking	19	0
Forcible Rape	2	0
Forcible Sodomy	3	0
Sexual Assault w/Object	1	0
Forcible Fondling	0	0
Incest	0	0
Statutory Rape	0	0
Kidnapping/Abduction	5	1
<b>Total</b>	<b>445</b>	<b>49</b>

## TIBRS Group B Arrests

Offense	Adult	Juvenile
Bad Checks	0	0
Curfew/Vagrancy	0	10
Disorderly Conduct	16	1
DUI	112	1
Drunkenness	77	0
Family-Non Violent	9	0
Liquor Law Violation	3	5
Peeping Tom	0	0
Runaway	0	10
Trespass	4	1
All Other Offense	52	0
<b>Total Group B</b>	<b>273</b>	<b>28</b>

TIBRS Group A Offenses	Offenses		Arrests	
	Reported	Cleared	Adult	Juvenile
<b>Crimes Against Persons</b>				
Murder	0	0	0	0
Negligent Manslaughter	0	0	0	0
Kidnapping/Abduction	7	6	1	0
Forcible Rape	10	7	3	0
Forcible Sodomy	4	1	0	0
Sexual Assault w/Object	8	1	1	0
Forcible Fondling	2	0	0	0
Incest	0	0	0	0
Statutory Rape	3	2	0	0
Aggravated Assault	157	73	34	0
Simple Assault	701	411	99	8
Intimidation	196	74	8	0
Stalking	46	21	1	0
<b>Crimes Against Property</b>				
Arson	9	0	0	0
Bribery	0	0	0	0
Burglary	127	13	8	0
Counterfeiting/Forgery	35	4	3	0
Destruction/Damage/Vandalism	407	62	6	0
Embezzlement	4	1	0	0
Extortion/Blackmail	0	0	0	0
Fraud - False Pretenses	11	2	0	0
Fraud - Credit Card/ATM	5	1	1	0
Fraud - Impersonation	4	1	0	0
Fraud - Welfare	0	0	0	0
Fraud - Wire	0	0	0	0
Motor Vehicle Theft	21	1	2	0
Robbery	10	5	2	0
Stolen Property Offense	1	1	1	0
Theft - Pocket Picking	0	0	0	0
Theft - Purse Snatching	0	0	0	0
Theft - Shoplifting	93	32	29	3
Theft from Building	84	11	3	0
Theft from Coin Machine	2	0	0	0
Theft from Motor Vehicle	108	2	2	0
Theft of Motor Vehicle Parts	82	4	4	0
Theft - All Other Larceny	274	18	12	1
<b>Crimes Against Society</b>				
Drug/Narcotic Violations	239	218	231	14
Drug/Narcotic Equipment Violations	142	132	8	0
Gambling-Betting/Wagering	0	0	0	0
Gambling-Operating/Promoting	0	0	0	0
Gambling-Equipment Violation	0	0	0	0
Gambling-Sports Tampering	0	0	0	0
Pornography/Obscene Materials	0	0	0	0
Prostitution	0	0	0	0
Prostitution-Assisting/Promoting	0	0	0	0
Weapon Law Violations	31	29	15	0
<b>Total Group A Offenses</b>	<b>2,823</b>	<b>1,133</b>	<b>474</b>	<b>26</b>



# Lebanon Police Department

<b>2001 Population Estimate</b>	<b>20,251</b>
<b>Offense Overview</b>	
Offense Total	3,040
Number Cleared	917
Percent Cleared	30.2%
Group A Crimes per 100,000 population	15,011.6
<b>Arrest Overview</b>	
Total Arrests	1,367
Adult Arrests	1,287
Juvenile Arrests	80
Unknown Age	0
Arrests per 100,000 population	6,750.3
Avg. number offenses/incident	1.16

<b>Domestic Violence Victims</b>		
Offense	Total	Arrests
Murder	0	0
Aggravated Assault	34	17
Simple Assault	179	73
Intimidation	9	0
Stalking	4	1
Forcible Rape	1	0
Forcible Sodomy	0	0
Sexual Assault w/Object	1	0
Forcible Fondling	3	0
Incest	0	0
Statutory Rape	0	0
Kidnapping/Abduction	1	0
<b>Total</b>	<b>232</b>	<b>91</b>

<b>TIBRS Group B Arrests</b>		
Offense	Adult	Juvenile
Bad Checks	0	0
Curfew/Vagrancy	0	0
Disorderly Conduct	50	4
DUI	106	2
Drunkenness	304	0
Family-Non Violent	0	0
Liquor Law Violation	11	3
Peeping Tom	0	0
Runaway	0	0
Trespass	0	0
All Other Offense	123	9
<b>Total Group B</b>	<b>594</b>	<b>18</b>

<b>TIBRS Group A Offenses</b>	<b>Offenses</b>		<b>Arrests</b>	
	<b>Reported</b>	<b>Cleared</b>	<b>Adult</b>	<b>Juvenile</b>
<b>Crimes Against Persons</b>				
Murder	2	2	2	0
Negligent Manslaughter	1	0	0	0
Kidnapping/Abduction	2	0	0	0
Forcible Rape	15	4	2	1
Forcible Sodomy	2	2	1	1
Sexual Assault w/Object	10	2	1	0
Forcible Fondling	4	1	1	0
Incest	0	0	0	0
Statutory Rape	0	0	0	0
Aggravated Assault	145	63	46	1
Simple Assault	452	169	147	9
Intimidation	62	2	0	0
Stalking	7	1	1	0
<b>Crimes Against Property</b>				
Arson	1	0	0	0
Bribery	0	0	0	0
Burglary	318	46	39	0
Counterfeiting/Forgery	105	16	11	0
Destruction/Damage/Vandalism	370	25	8	3
Embezzlement	1	0	0	0
Extortion/Blackmail	0	0	0	0
Fraud - False Pretenses	21	8	9	0
Fraud - Credit Card/ATM	18	1	0	0
Fraud - Impersonation	56	34	24	0
Fraud - Welfare	0	0	0	0
Fraud - Wire	0	0	0	0
Motor Vehicle Theft	101	9	5	3
Robbery	25	6	5	3
Stolen Property Offense	1	1	2	0
Theft - Pocket Picking	2	0	0	0
Theft - Purse Snatching	10	2	2	1
Theft - Shoplifting	158	85	67	27
Theft from Building	43	6	2	0
Theft from Coin Machine	4	0	0	0
Theft from Motor Vehicle	126	2	0	0
Theft of Motor Vehicle Parts	24	0	0	0
Theft - All Other Larceny	461	28	22	1
<b>Crimes Against Society</b>				
Drug/Narcotic Violations	299	249	245	11
Drug/Narcotic Equipment Violations	159	124	35	1
Gambling-Betting/Wagering	0	0	0	0
Gambling-Operating/Promoting	0	0	0	0
Gambling-Equipment Violation	0	0	0	0
Gambling-Sports Tampering	0	0	0	0
Pornography/Obscene Materials	0	0	0	0
Prostitution	5	4	4	0
Prostitution-Assisting/Promoting	0	0	0	0
Weapon Law Violations	30	25	12	0
<b>Total Group A Offenses</b>	<b>3,040</b>	<b>917</b>	<b>693</b>	<b>62</b>



# Lenoir City Police Department

**2001 Population Estimate**                      **6,819**

**Offense Overview**

Offense Total                                      909  
 Number Cleared                                235  
 Percent Cleared                                25.9%

Group A Crimes per 100,000  
 population                                      13,330.4

**Arrest Overview**

Total Arrests                                    512  
 Adult Arrests                                    426  
 Juvenile Arrests                                73  
 Unknown Age                                    13

Arrests per 100,000 population            7,508.4

Avg. number offenses/incident            1.04

**Domestic Violence Victims**

Offense	Total	Arrests
Murder	0	0
Aggravated Assault	16	8
Simple Assault	37	22
Intimidation	10	2
Stalking	1	0
Forcible Rape	0	0
Forcible Sodomy	0	0
Sexual Assault w/Object	0	0
Forcible Fondling	1	0
Incest	0	0
Statutory Rape	0	0
Kidnapping/Abduction	0	0
<b>Total</b>	<b>65</b>	<b>32</b>

**TIBRS Group B Arrests**

Offense	Adult	Juvenile
Bad Checks	1	0
Curfew/Vagrancy	0	0
Disorderly Conduct	3	4
DUI	55	1
Drunkness	95	0
Family-Non Violent	0	0
Liquor Law Violation	7	0
Peeping Tom	0	0
Runaway	0	1
Trespass	4	0
All Other Offense	67	28
<b>Total Group B</b>	<b>232</b>	<b>34</b>

TIBRS Group A Offenses	Offenses		Arrests	
	Reported	Cleared	Adult	Juvenile
<b>Crimes Against Persons</b>				
Murder	0	0	0	0
Negligent Manslaughter	0	0	0	0
Kidnapping/Abduction	3	0	0	0
Forcible Rape	0	0	0	0
Forcible Sodomy	1	0	0	0
Sexual Assault w/Object	0	0	0	0
Forcible Fondling	10	2	2	0
Incest	0	0	0	0
Statutory Rape	0	0	0	0
Aggravated Assault	54	23	22	1
Simple Assault	129	54	37	14
Intimidation	96	7	6	1
Stalking	3	0	0	0
<b>Crimes Against Property</b>				
Arson	1	0	0	0
Bribery	0	0	0	0
Burglary	77	9	17	0
Counterfeiting/Forgery	28	7	7	0
Destruction/Damage/Vandalism	68	9	4	3
Embezzlement	1	1	1	0
Extortion/Blackmail	0	0	0	0
Fraud - False Pretenses	11	1	1	0
Fraud - Credit Card/ATM	2	0	0	0
Fraud - Impersonation	12	1	0	0
Fraud - Welfare	0	0	0	0
Fraud - Wire	0	0	0	0
Motor Vehicle Theft	23	0	0	0
Robbery	6	1	1	0
Stolen Property Offense	1	0	0	0
Theft - Pocket Picking	0	0	0	0
Theft - Purse Snatching	4	2	1	0
Theft - Shoplifting	39	37	39	2
Theft from Building	114	23	16	0
Theft from Coin Machine	3	1	1	0
Theft from Motor Vehicle	41	0	0	0
Theft of Motor Vehicle Parts	12	1	1	0
Theft - All Other Larceny	115	2	2	0
<b>Crimes Against Society</b>				
Drug/Narcotic Violations	44	44	28	18
Drug/Narcotic Equipment Violations	8	7	6	0
Gambling-Betting/Wagering	0	0	0	0
Gambling-Operating/Promoting	0	0	0	0
Gambling-Equipment Violation	0	0	0	0
Gambling-Sports Tampering	0	0	0	0
Pornography/Obscene Materials	0	0	0	0
Prostitution	0	0	0	0
Prostitution-Assisting/Promoting	0	0	0	0
Weapon Law Violations	3	3	2	0
<b>Total Group A Offenses</b>	<b>909</b>	<b>235</b>	<b>194</b>	<b>39</b>





# Lewisburg Police Department

<b>2001 Population Estimate</b>	<b>10,413</b>
<b>Offense Overview</b>	
Offense Total	1,168
Number Cleared	398
Percent Cleared	34.1%
Group A Crimes per 100,000 population	11,216.7
<b>Arrest Overview</b>	
Total Arrests	668
Adult Arrests	618
Juvenile Arrests	50
Unknown Age	0
Arrests per 100,000 population	6,415.1
Avg. number offenses/incident	1.08

Domestic Violence Victims		
Offense	Total	Arrests
Murder	0	0
Aggravated Assault	5	1
Simple Assault	81	61
Intimidation	27	3
Stalking	2	0
Forcible Rape	0	0
Forcible Sodomy	0	0
Sexual Assault w/Object	0	0
Forcible Fondling	1	0
Incest	0	0
Statutory Rape	0	0
Kidnapping/Abduction	0	0
<b>Total</b>	<b>116</b>	<b>65</b>

TIBRS Group B Arrests		
Offense	Adult	Juvenile
Bad Checks	0	0
Curfew/Vagrancy	0	0
Disorderly Conduct	11	5
DUI	103	1
Drunkenness	62	0
Family-Non Violent	0	0
Liquor Law Violation	2	0
Peeping Tom	0	0
Runaway	0	1
Trespass	10	0
All Other Offense	84	1
<b>Total Group B</b>	<b>272</b>	<b>8</b>

TIBRS Group A Offenses	Offenses		Arrests	
	Reported	Cleared	Adult	Juvenile
<b>Crimes Against Persons</b>				
Murder	0	0	0	0
Negligent Manslaughter	0	0	0	0
Kidnapping/Abduction	1	0	0	0
Forcible Rape	3	0	0	0
Forcible Sodomy	2	0	0	0
Sexual Assault w/Object	0	0	0	0
Forcible Fondling	5	0	0	0
Incest	0	0	0	0
Statutory Rape	2	2	2	0
Aggravated Assault	37	19	18	2
Simple Assault	239	150	142	4
Intimidation	117	14	6	2
Stalking	6	0	0	0
<b>Crimes Against Property</b>				
Arson	2	1	0	2
Bribery	0	0	0	0
Burglary	101	14	15	3
Counterfeiting/Forgery	21	11	12	0
Destruction/Damage/Vandalism	204	22	20	5
Embezzlement	0	0	0	0
Extortion/Blackmail	0	0	0	0
Fraud - False Pretenses	11	3	1	0
Fraud - Credit Card/ATM	8	3	2	0
Fraud - Impersonation	4	4	3	0
Fraud - Welfare	0	0	0	0
Fraud - Wire	0	0	0	0
Motor Vehicle Theft	16	5	4	0
Robbery	4	1	2	1
Stolen Property Offense	1	1	0	0
Theft - Pocket Picking	1	0	0	0
Theft - Purse Snatching	0	0	0	0
Theft - Shoplifting	31	24	20	4
Theft from Building	50	8	4	1
Theft from Coin Machine	4	0	0	0
Theft from Motor Vehicle	72	3	4	0
Theft of Motor Vehicle Parts	30	2	2	2
Theft - All Other Larceny	92	8	9	3
<b>Crimes Against Society</b>				
Drug/Narcotic Violations	79	79	73	13
Drug/Narcotic Equipment Violations	18	18	4	0
Gambling-Betting/Wagering	0	0	0	0
Gambling-Operating/Promoting	0	0	0	0
Gambling-Equipment Violation	0	0	0	0
Gambling-Sports Tampering	0	0	0	0
Pornography/Obscene Materials	0	0	0	0
Prostitution	0	0	0	0
Prostitution-Assisting/Promoting	0	0	0	0
Weapon Law Violations	7	6	3	0
<b>Total Group A Offenses</b>	<b>1,168</b>	<b>398</b>	<b>346</b>	<b>42</b>



# Lexington Police Department

<b>2001 Population Estimate</b>	<b>7,393</b>
<b>Offense Overview</b>	
Offense Total	1,306
Number Cleared	639
Percent Cleared	48.9%
Group A Crimes per 100,000 population	17,665.4
<b>Arrest Overview</b>	
Total Arrests	716
Adult Arrests	653
Juvenile Arrests	63
Unknown Age	0
Arrests per 100,000 population	9,684.8
Avg. number offenses/incident	1.29

Domestic Violence Victims		
Offense	Total	Arrests
Murder	0	0
Aggravated Assault	17	17
Simple Assault	60	38
Intimidation	10	0
Stalking	0	0
Forcible Rape	1	1
Forcible Sodomy	0	0
Sexual Assault w/Object	1	1
Forcible Fondling	1	0
Incest	0	0
Statutory Rape	0	0
Kidnapping/Abduction	0	0
<b>Total</b>	<b>90</b>	<b>57</b>

TIBRS Group B Arrests		
Offense	Adult	Juvenile
Bad Checks	0	0
Curfew/Vagrancy	0	1
Disorderly Conduct	13	3
DUI	49	3
Drunkness	70	0
Family-Non Violent	2	0
Liquor Law Violation	10	2
Peeping Tom	0	0
Runaway	0	7
Trespass	0	0
All Other Offense	61	8
<b>Total Group B</b>	<b>205</b>	<b>24</b>

TIBRS Group A Offenses	Offenses		Arrests	
	Reported	Cleared	Adult	Juvenile
<b>Crimes Against Persons</b>				
Murder	1	1	1	0
Negligent Manslaughter	1	1	1	0
Kidnapping/Abduction	2	1	1	0
Forcible Rape	7	6	5	0
Forcible Sodomy	0	0	0	0
Sexual Assault w/Object	1	1	1	0
Forcible Fondling	2	0	0	0
Incest	0	0	0	0
Statutory Rape	1	1	1	0
Aggravated Assault	47	37	26	3
Simple Assault	158	98	89	2
Intimidation	38	4	1	0
Stalking	0	0	0	0
<b>Crimes Against Property</b>				
Arson	4	0	0	0
Bribery	0	0	0	0
Burglary	90	11	14	0
Counterfeiting/Forgery	201	133	133	0
Destruction/Damage/Vandalism	116	13	8	5
Embezzlement	4	3	3	0
Extortion/Blackmail	0	0	0	0
Fraud - False Pretenses	212	135	2	0
Fraud - Credit Card/ATM	2	1	0	1
Fraud - Impersonation	4	1	0	1
Fraud - Welfare	0	0	0	0
Fraud - Wire	0	0	0	0
Motor Vehicle Theft	20	4	4	0
Robbery	13	5	10	0
Stolen Property Offense	0	0	0	0
Theft - Pocket Picking	0	0	0	0
Theft - Purse Snatching	0	0	0	0
Theft - Shoplifting	60	50	43	21
Theft from Building	48	7	5	0
Theft from Coin Machine	2	0	0	0
Theft from Motor Vehicle	41	2	1	1
Theft of Motor Vehicle Parts	30	0	0	0
Theft - All Other Larceny	77	4	4	0
<b>Crimes Against Society</b>				
Drug/Narcotic Violations	73	71	83	5
Drug/Narcotic Equipment Violations	37	36	6	0
Gambling-Betting/Wagering	0	0	0	0
Gambling-Operating/Promoting	0	0	0	0
Gambling-Equipment Violation	1	0	0	0
Gambling-Sports Tampering	0	0	0	0
Pornography/Obscene Materials	0	0	0	0
Prostitution	0	0	0	0
Prostitution-Assisting/Promoting	0	0	0	0
Weapon Law Violations	13	13	6	0
<b>Total Group A Offenses</b>	<b>1,306</b>	<b>639</b>	<b>448</b>	<b>39</b>



# Livingston Police Department

<b>2001 Population Estimate</b>	<b>3,498</b>
<b>Offense Overview</b>	
Offense Total	167
Number Cleared	104
Percent Cleared	62.3%
Group A Crimes per 100,000 population	4,774.2
<b>Arrest Overview</b>	
Total Arrests	183
Adult Arrests	167
Juvenile Arrests	16
Unknown Age	0
Arrests per 100,000 population	5,231.6
Avg. number offenses/incident	1.08

Domestic Violence Victims		
Offense	Total	Arrests
Murder	0	0
Aggravated Assault	0	0
Simple Assault	14	14
Intimidation	1	1
Stalking	0	0
Forcible Rape	0	0
Forcible Sodomy	0	0
Sexual Assault w/Object	0	0
Forcible Fondling	0	0
Incest	0	0
Statutory Rape	0	0
Kidnapping/Abduction	0	0
<b>Total</b>	<b>15</b>	<b>15</b>

TIBRS Group B Arrests		
Offense	Adult	Juvenile
Bad Checks	2	0
Curfew/Vagrancy	0	0
Disorderly Conduct	4	0
DUI	18	0
Drunkenness	17	2
Family-Non Violent	0	0
Liquor Law Violation	26	7
Peeping Tom	0	0
Runaway	0	0
Trespass	0	0
All Other Offense	2	0
<b>Total Group B</b>	<b>69</b>	<b>9</b>

TIBRS Group A Offenses	Offenses		Arrests	
	Reported	Cleared	Adult	Juvenile
<b>Crimes Against Persons</b>				
Murder	0	0	0	0
Negligent Manslaughter	0	0	0	0
Kidnapping/Abduction	0	0	0	0
Forcible Rape	0	0	0	0
Forcible Sodomy	0	0	0	0
Sexual Assault w/Object	0	0	0	0
Forcible Fondling	0	0	0	0
Incest	0	0	0	0
Statutory Rape	1	1	1	0
Aggravated Assault	5	5	5	1
Simple Assault	28	28	27	0
Intimidation	5	2	2	0
Stalking	0	0	0	0
<b>Crimes Against Property</b>				
Arson	1	0	0	0
Bribery	0	0	0	0
Burglary	13	6	7	2
Counterfeiting/Forgery	14	10	10	0
Destruction/Damage/Vandalism	13	6	3	2
Embezzlement	1	0	0	0
Extortion/Blackmail	0	0	0	0
Fraud - False Pretenses	3	2	2	0
Fraud - Credit Card/ATM	1	0	0	0
Fraud - Impersonation	0	0	0	0
Fraud - Welfare	0	0	0	0
Fraud - Wire	0	0	0	0
Motor Vehicle Theft	3	3	3	0
Robbery	0	0	0	0
Stolen Property Offense	0	0	0	0
Theft - Pocket Picking	0	0	0	0
Theft - Purse Snatching	0	0	0	0
Theft - Shoplifting	9	6	8	1
Theft from Building	21	7	5	0
Theft from Coin Machine	0	0	0	0
Theft from Motor Vehicle	7	2	2	1
Theft of Motor Vehicle Parts	5	0	0	0
Theft - All Other Larceny	12	2	2	0
<b>Crimes Against Society</b>				
Drug/Narcotic Violations	17	16	16	0
Drug/Narcotic Equipment Violations	8	8	5	0
Gambling-Betting/Wagering	0	0	0	0
Gambling-Operating/Promoting	0	0	0	0
Gambling-Equipment Violation	0	0	0	0
Gambling-Sports Tampering	0	0	0	0
Pornography/Obscene Materials	0	0	0	0
Prostitution	0	0	0	0
Prostitution-Assisting/Promoting	0	0	0	0
Weapon Law Violations	0	0	0	0
<b>Total Group A Offenses</b>	<b>167</b>	<b>104</b>	<b>98</b>	<b>7</b>



# Lookout Mountain Police Department

<b>2001 Population Estimate</b>	<b>2,000</b>
<b>Offense Overview</b>	
Offense Total	49
Number Cleared	2
Percent Cleared	4.1%
Group A Crimes per 100,000 population	2,450.0
<b>Arrest Overview</b>	
Total Arrests	2
Adult Arrests	2
Juvenile Arrests	0
Unknown Age	0
Arrests per 100,000 population	100.0
Avg. number offenses/incident	1.02

Domestic Violence Victims		
Offense	Total	Arrests
Murder	0	0
Aggravated Assault	0	0
Simple Assault	2	0
Intimidation	5	0
Stalking	0	0
Forcible Rape	0	0
Forcible Sodomy	0	0
Sexual Assault w/Object	0	0
Forcible Fondling	0	0
Incest	0	0
Statutory Rape	0	0
Kidnapping/Abduction	0	0
<b>Total</b>	<b>7</b>	<b>0</b>

TIBRS Group B Arrests		
Offense	Adult	Juvenile
Bad Checks	0	0
Curfew/Vagrancy	0	0
Disorderly Conduct	0	0
DUI	0	0
Drunkennes	0	0
Family-Non Violent	0	0
Liquor Law Violation	0	0
Peeping Tom	0	0
Runaway	0	0
Trespass	0	0
All Other Offense	0	0
<b>Total Group B</b>	<b>0</b>	<b>0</b>

TIBRS Group A Offenses	Offenses		Arrests	
	Reported	Cleared	Adult	Juvenile
<b>Crimes Against Persons</b>				
Murder	0	0	0	0
Negligent Manslaughter	0	0	0	0
Kidnapping/Abduction	0	0	0	0
Forcible Rape	0	0	0	0
Forcible Sodomy	0	0	0	0
Sexual Assault w/Object	0	0	0	0
Forcible Fondling	0	0	0	0
Incest	0	0	0	0
Statutory Rape	0	0	0	0
Aggravated Assault	0	0	0	0
Simple Assault	2	0	0	0
Intimidation	8	0	0	0
Stalking	0	0	0	0
<b>Crimes Against Property</b>				
Arson	0	0	0	0
Bribery	0	0	0	0
Burglary	5	1	1	0
Counterfeiting/Forgery	0	0	0	0
Destruction/Damage/Vandalism	10	0	0	0
Embezzlement	0	0	0	0
Extortion/Blackmail	0	0	0	0
Fraud - False Pretenses	0	0	0	0
Fraud - Credit Card/ATM	0	0	0	0
Fraud - Impersonation	0	0	0	0
Fraud - Welfare	0	0	0	0
Fraud - Wire	0	0	0	0
Motor Vehicle Theft	4	0	0	0
Robbery	0	0	0	0
Stolen Property Offense	0	0	0	0
Theft - Pocket Picking	0	0	0	0
Theft - Purse Snatching	0	0	0	0
Theft - Shoplifting	0	0	0	0
Theft from Building	2	1	1	0
Theft from Coin Machine	0	0	0	0
Theft from Motor Vehicle	13	0	0	0
Theft of Motor Vehicle Parts	0	0	0	0
Theft - All Other Larceny	5	0	0	0
<b>Crimes Against Society</b>				
Drug/Narcotic Violations	0	0	0	0
Drug/Narcotic Equipment Violations	0	0	0	0
Gambling-Betting/Wagering	0	0	0	0
Gambling-Operating/Promoting	0	0	0	0
Gambling-Equipment Violation	0	0	0	0
Gambling-Sports Tampering	0	0	0	0
Pornography/Obscene Materials	0	0	0	0
Prostitution	0	0	0	0
Prostitution-Assisting/Promoting	0	0	0	0
Weapon Law Violations	0	0	0	0
<b>Total Group A Offenses</b>	<b>49</b>	<b>2</b>	<b>2</b>	<b>0</b>



# Loretto Police Department

<b>2001 Population Estimate</b>	<b>1,665</b>
<b>Offense Overview</b>	
Offense Total	68
Number Cleared	5
Percent Cleared	7.4%
Group A Crimes per 100,000 population	4,084.1
<b>Arrest Overview</b>	
Total Arrests	15
Adult Arrests	14
Juvenile Arrests	1
Unknown Age	0
Arrests per 100,000 population	900.9
Avg. number offenses/incident	1.01

<b>Domestic Violence Victims</b>		
Offense	Total	Arrests
Murder	0	0
Aggravated Assault	1	1
Simple Assault	2	1
Intimidation	1	0
Stalking	0	0
Forcible Rape	0	0
Forcible Sodomy	0	0
Sexual Assault w/Object	0	0
Forcible Fondling	0	0
Incest	0	0
Statutory Rape	0	0
Kidnapping/Abduction	0	0
<b>Total</b>	<b>4</b>	<b>2</b>

<b>TIBRS Group B Arrests</b>		
Offense	Adult	Juvenile
Bad Checks	0	0
Curfew/Vagrancy	0	0
Disorderly Conduct	0	0
DUI	5	0
Drunkenness	4	0
Family-Non Violent	0	0
Liquor Law Violation	0	0
Peeping Tom	0	0
Runaway	0	0
Trespass	0	0
All Other Offense	1	0
<b>Total Group B</b>	<b>10</b>	<b>0</b>

<b>TIBRS Group A Offenses</b>	<b>Offenses</b>		<b>Arrests</b>	
	Reported	Cleared	Adult	Juvenile
<b>Crimes Against Persons</b>				
Murder	0	0	0	0
Negligent Manslaughter	0	0	0	0
Kidnapping/Abduction	0	0	0	0
Forcible Rape	0	0	0	0
Forcible Sodomy	0	0	0	0
Sexual Assault w/Object	0	0	0	0
Forcible Fondling	0	0	0	0
Incest	0	0	0	0
Statutory Rape	0	0	0	0
Aggravated Assault	3	1	1	0
Simple Assault	5	1	1	0
Intimidation	3	0	0	0
Stalking	1	0	0	0
<b>Crimes Against Property</b>				
Arson	2	1	0	1
Bribery	0	0	0	0
Burglary	6	0	0	0
Counterfeiting/Forgery	0	0	0	0
Destruction/Damage/Vandalism	19	0	0	0
Embezzlement	1	0	0	0
Extortion/Blackmail	0	0	0	0
Fraud - False Pretenses	1	0	0	0
Fraud - Credit Card/ATM	1	0	0	0
Fraud - Impersonation	0	0	0	0
Fraud - Welfare	0	0	0	0
Fraud - Wire	0	0	0	0
Motor Vehicle Theft	2	0	0	0
Robbery	0	0	0	0
Stolen Property Offense	0	0	0	0
Theft - Pocket Picking	0	0	0	0
Theft - Purse Snatching	0	0	0	0
Theft - Shoplifting	4	2	2	0
Theft from Building	3	0	0	0
Theft from Coin Machine	0	0	0	0
Theft from Motor Vehicle	5	0	0	0
Theft of Motor Vehicle Parts	6	0	0	0
Theft - All Other Larceny	6	0	0	0
<b>Crimes Against Society</b>				
Drug/Narcotic Violations	0	0	0	0
Drug/Narcotic Equipment Violations	0	0	0	0
Gambling-Betting/Wagering	0	0	0	0
Gambling-Operating/Promoting	0	0	0	0
Gambling-Equipment Violation	0	0	0	0
Gambling-Sports Tampering	0	0	0	0
Pornography/Obscene Materials	0	0	0	0
Prostitution	0	0	0	0
Prostitution-Assisting/Promoting	0	0	0	0
Weapon Law Violations	0	0	0	0
<b>Total Group A Offenses</b>	<b>68</b>	<b>5</b>	<b>4</b>	<b>1</b>



# Loudon Police Department

**2001 Population Estimate** 4,476

**Offense Overview**

Offense Total 494  
 Number Cleared 146  
 Percent Cleared 29.6%

Group A Crimes per 100,000 population 11,036.6

**Arrest Overview**

Total Arrests 240  
 Adult Arrests 235  
 Juvenile Arrests 2  
 Unknown Age 3

Arrests per 100,000 population 5,361.9

Avg. number offenses/incident 1.03

**Domestic Violence Victims**

Offense	Total	Arrests
Murder	0	0
Aggravated Assault	9	4
Simple Assault	31	13
Intimidation	18	2
Stalking	0	0
Forcible Rape	0	0
Forcible Sodomy	0	0
Sexual Assault w/Object	0	0
Forcible Fondling	0	0
Incest	0	0
Statutory Rape	0	0
Kidnapping/Abduction	0	0
<b>Total</b>	<b>58</b>	<b>19</b>

**TIBRS Group B Arrests**

Offense	Adult	Juvenile
Bad Checks	0	0
Curfew/Vagrancy	0	0
Disorderly Conduct	7	0
DUI	80	0
Drunkenness	70	0
Family-Non Violent	6	0
Liquor Law Violation	0	0
Peeping Tom	0	0
Runaway	0	0
Trespass	3	0
All Other Offense	14	0
<b>Total Group B</b>	<b>180</b>	<b>0</b>

TIBRS Group A Offenses	Offenses		Arrests	
	Reported	Cleared	Adult	Juvenile
<b>Crimes Against Persons</b>				
Murder	0	0	0	0
Negligent Manslaughter	0	0	0	0
Kidnapping/Abduction	0	0	0	0
Forcible Rape	1	0	0	0
Forcible Sodomy	0	0	0	0
Sexual Assault w/Object	0	0	0	0
Forcible Fondling	2	1	0	0
Incest	0	0	0	0
Statutory Rape	1	0	0	0
Aggravated Assault	20	12	9	0
Simple Assault	45	27	14	1
Intimidation	61	5	2	0
Stalking	2	0	0	0
<b>Crimes Against Property</b>				
Arson	1	0	0	0
Bribery	0	0	0	0
Burglary	53	13	2	1
Counterfeiting/Forgery	16	4	1	0
Destruction/Damage/Vandalism	64	1	1	0
Embezzlement	2	1	0	0
Extortion/Blackmail	0	0	0	0
Fraud - False Pretenses	4	1	2	0
Fraud - Credit Card/ATM	0	0	0	0
Fraud - Impersonation	3	2	1	0
Fraud - Welfare	0	0	0	0
Fraud - Wire	0	0	0	0
Motor Vehicle Theft	6	0	0	0
Robbery	4	3	2	0
Stolen Property Offense	0	0	0	0
Theft - Pocket Picking	0	0	0	0
Theft - Purse Snatching	1	1	0	0
Theft - Shoplifting	11	3	2	0
Theft from Building	22	4	1	0
Theft from Coin Machine	1	0	0	0
Theft from Motor Vehicle	29	3	1	0
Theft of Motor Vehicle Parts	7	0	0	0
Theft - All Other Larceny	80	7	2	0
<b>Crimes Against Society</b>				
Drug/Narcotic Violations	45	45	13	0
Drug/Narcotic Equipment Violations	11	11	1	0
Gambling-Betting/Wagering	0	0	0	0
Gambling-Operating/Promoting	0	0	0	0
Gambling-Equipment Violation	0	0	0	0
Gambling-Sports Tampering	0	0	0	0
Pornography/Obscene Materials	0	0	0	0
Prostitution	0	0	0	0
Prostitution-Assisting/Promoting	0	0	0	0
Weapon Law Violations	2	2	1	0
<b>Total Group A Offenses</b>	<b>494</b>	<b>146</b>	<b>55</b>	<b>2</b>



# Lynnville Police Department

<b>2001 Population Estimate</b>	<b>345</b>
<b>Offense Overview</b>	
Offense Total	2
Number Cleared	1
Percent Cleared	50.0%
Group A Crimes per 100,000 population	579.7
<b>Arrest Overview</b>	
Total Arrests	1
Adult Arrests	1
Juvenile Arrests	0
Unknown Age	0
Arrests per 100,000 population	289.9
Avg. number offenses/incident	1.00

Domestic Violence Victims		
Offense	Total	Arrests
Murder	0	0
Aggravated Assault	0	0
Simple Assault	1	1
Intimidation	0	0
Stalking	0	0
Forcible Rape	0	0
Forcible Sodomy	0	0
Sexual Assault w/Object	0	0
Forcible Fondling	0	0
Incest	0	0
Statutory Rape	0	0
Kidnapping/Abduction	0	0
<b>Total</b>	<b>1</b>	<b>1</b>

TIBRS Group B Arrests		
Offense	Adult	Juvenile
Bad Checks	0	0
Curfew/Vagrancy	0	0
Disorderly Conduct	0	0
DUI	0	0
Drunkenness	0	0
Family-Non Violent	0	0
Liquor Law Violation	0	0
Peeping Tom	0	0
Runaway	0	0
Trespass	0	0
All Other Offense	0	0
<b>Total Group B</b>	<b>0</b>	<b>0</b>

TIBRS Group A Offenses	Offenses		Arrests	
	Reported	Cleared	Adult	Juvenile
<b>Crimes Against Persons</b>				
Murder	0	0	0	0
Negligent Manslaughter	0	0	0	0
Kidnapping/Abduction	0	0	0	0
Forcible Rape	0	0	0	0
Forcible Sodomy	0	0	0	0
Sexual Assault w/Object	0	0	0	0
Forcible Fondling	0	0	0	0
Incest	0	0	0	0
Statutory Rape	0	0	0	0
Aggravated Assault	0	0	0	0
Simple Assault	1	1	1	0
Intimidation	0	0	0	0
Stalking	0	0	0	0
<b>Crimes Against Property</b>				
Arson	0	0	0	0
Bribery	0	0	0	0
Burglary	0	0	0	0
Counterfeiting/Forgery	0	0	0	0
Destruction/Damage/Vandalism	1	0	0	0
Embezzlement	0	0	0	0
Extortion/Blackmail	0	0	0	0
Fraud - False Pretenses	0	0	0	0
Fraud - Credit Card/ATM	0	0	0	0
Fraud - Impersonation	0	0	0	0
Fraud - Welfare	0	0	0	0
Fraud - Wire	0	0	0	0
Motor Vehicle Theft	0	0	0	0
Robbery	0	0	0	0
Stolen Property Offense	0	0	0	0
Theft - Pocket Picking	0	0	0	0
Theft - Purse Snatching	0	0	0	0
Theft - Shoplifting	0	0	0	0
Theft from Building	0	0	0	0
Theft from Coin Machine	0	0	0	0
Theft from Motor Vehicle	0	0	0	0
Theft of Motor Vehicle Parts	0	0	0	0
Theft - All Other Larceny	0	0	0	0
<b>Crimes Against Society</b>				
Drug/Narcotic Violations	0	0	0	0
Drug/Narcotic Equipment Violations	0	0	0	0
Gambling-Betting/Wagering	0	0	0	0
Gambling-Operating/Promoting	0	0	0	0
Gambling-Equipment Violation	0	0	0	0
Gambling-Sports Tampering	0	0	0	0
Pornography/Obscene Materials	0	0	0	0
Prostitution	0	0	0	0
Prostitution-Assisting/Promoting	0	0	0	0
Weapon Law Violations	0	0	0	0
<b>Total Group A Offenses</b>	<b>2</b>	<b>1</b>	<b>1</b>	<b>0</b>



# Madisonville Police Department

**2001 Population Estimate**                      **3,939**

**Offense Overview**

Offense Total                                      800  
 Number Cleared                                300  
 Percent Cleared                                 37.5%

Group A Crimes per 100,000  
 population                                        20,309.7

**Arrest Overview**

Total Arrests                                    234  
 Adult Arrests                                    202  
 Juvenile Arrests                                25  
 Unknown Age                                    7

Arrests per 100,000 population            5,940.6

Avg. number offenses/incident              1.03

**Domestic Violence Victims**

Offense	Total	Arrests
Murder	0	0
Aggravated Assault	3	1
Simple Assault	17	4
Intimidation	7	0
Stalking	1	0
Forcible Rape	0	0
Forcible Sodomy	0	0
Sexual Assault w/Object	0	0
Forcible Fondling	0	0
Incest	0	0
Statutory Rape	0	0
Kidnapping/Abduction	0	0
<b>Total</b>	<b>28</b>	<b>5</b>

**TIBRS Group B Arrests**

Offense	Adult	Juvenile
Bad Checks	1	0
Curfew/Vagrancy	0	0
Disorderly Conduct	2	0
DUI	10	0
Drunkenness	39	0
Family-Non Violent	0	0
Liquor Law Violation	12	2
Peeping Tom	0	0
Runaway	0	2
Trespass	6	0
All Other Offense	6	0
<b>Total Group B</b>	<b>76</b>	<b>4</b>

TIBRS Group A Offenses	Offenses		Arrests	
	Reported	Cleared	Adult	Juvenile
<b>Crimes Against Persons</b>				
Murder	0	0	0	0
Negligent Manslaughter	0	0	0	0
Kidnapping/Abduction	0	0	0	0
Forcible Rape	0	0	0	0
Forcible Sodomy	0	0	0	0
Sexual Assault w/Object	0	0	0	0
Forcible Fondling	1	1	1	0
Incest	0	0	0	0
Statutory Rape	0	0	0	0
Aggravated Assault	17	6	6	0
Simple Assault	85	38	11	0
Intimidation	88	44	0	0
Stalking	1	0	0	0
<b>Crimes Against Property</b>				
Arson	1	0	0	0
Bribery	0	0	0	0
Burglary	46	11	6	0
Counterfeiting/Forgery	26	4	1	0
Destruction/Damage/Vandalism	123	26	0	0
Embezzlement	0	0	0	0
Extortion/Blackmail	0	0	0	0
Fraud - False Pretenses	4	1	1	0
Fraud - Credit Card/ATM	14	10	0	0
Fraud - Impersonation	3	1	1	0
Fraud - Welfare	0	0	0	0
Fraud - Wire	0	0	0	0
Motor Vehicle Theft	19	3	1	0
Robbery	0	0	0	0
Stolen Property Offense	0	0	0	0
Theft - Pocket Picking	1	0	0	0
Theft - Purse Snatching	5	0	0	0
Theft - Shoplifting	97	74	53	21
Theft from Building	30	4	2	0
Theft from Coin Machine	11	0	0	0
Theft from Motor Vehicle	35	4	1	0
Theft of Motor Vehicle Parts	16	0	0	0
Theft - All Other Larceny	121	19	3	0
<b>Crimes Against Society</b>				
Drug/Narcotic Violations	43	42	31	0
Drug/Narcotic Equipment Violations	9	9	7	0
Gambling-Betting/Wagering	0	0	0	0
Gambling-Operating/Promoting	0	0	0	0
Gambling-Equipment Violation	1	0	0	0
Gambling-Sports Tampering	0	0	0	0
Pornography/Obscene Materials	0	0	0	0
Prostitution	0	0	0	0
Prostitution-Assisting/Promoting	0	0	0	0
Weapon Law Violations	3	3	1	0
<b>Total Group A Offenses</b>	<b>800</b>	<b>300</b>	<b>126</b>	<b>21</b>





# Manchester Police Department

<b>2001 Population Estimate</b>	<b>8,294</b>
<b>Offense Overview</b>	
Offense Total	878
Number Cleared	126
Percent Cleared	14.4%
Group A Crimes per 100,000 population	10,586.0
<b>Arrest Overview</b>	
Total Arrests	336
Adult Arrests	305
Juvenile Arrests	31
Unknown Age	0
Arrests per 100,000 population	4,051.1
Avg. number offenses/incident	1.03

<b>Domestic Violence Victims</b>		
Offense	Total	Arrests
Murder	0	0
Aggravated Assault	3	2
Simple Assault	25	12
Intimidation	8	0
Stalking	0	0
Forcible Rape	0	0
Forcible Sodomy	0	0
Sexual Assault w/Object	0	0
Forcible Fondling	0	0
Incest	0	0
Statutory Rape	0	0
Kidnapping/Abduction	0	0
<b>Total</b>	<b>36</b>	<b>14</b>

<b>TIBRS Group B Arrests</b>		
Offense	Adult	Juvenile
Bad Checks	0	0
Curfew/Vagrancy	0	0
Disorderly Conduct	4	1
DUI	19	0
Drunkenness	53	1
Family-Non Violent	0	0
Liquor Law Violation	2	1
Peeping Tom	0	0
Runaway	0	5
Trespass	0	1
All Other Offense	99	11
<b>Total Group B</b>	<b>177</b>	<b>20</b>

<b>TIBRS Group A Offenses</b>	<b>Offenses</b>		<b>Arrests</b>	
	<b>Reported</b>	<b>Cleared</b>	<b>Adult</b>	<b>Juvenile</b>
<b>Crimes Against Persons</b>				
Murder	0	0	0	0
Negligent Manslaughter	0	0	0	0
Kidnapping/Abduction	1	0	0	0
Forcible Rape	2	0	0	0
Forcible Sodomy	0	0	0	0
Sexual Assault w/Object	2	0	0	0
Forcible Fondling	1	0	0	0
Incest	0	0	0	0
Statutory Rape	0	0	0	0
Aggravated Assault	19	6	5	1
Simple Assault	109	35	31	3
Intimidation	44	0	0	0
Stalking	0	0	0	0
<b>Crimes Against Property</b>				
Arson	3	1	1	0
Bribery	0	0	0	0
Burglary	76	5	4	0
Counterfeiting/Forgery	12	2	2	0
Destruction/Damage/Vandalism	140	9	4	1
Embezzlement	3	0	0	0
Extortion/Blackmail	0	0	0	0
Fraud - False Pretenses	9	1	1	0
Fraud - Credit Card/ATM	6	0	0	0
Fraud - Impersonation	1	0	0	0
Fraud - Welfare	0	0	0	0
Fraud - Wire	0	0	0	0
Motor Vehicle Theft	19	3	1	1
Robbery	4	2	3	0
Stolen Property Offense	3	1	3	0
Theft - Pocket Picking	2	0	0	0
Theft - Purse Snatching	0	0	0	0
Theft - Shoplifting	27	13	11	2
Theft from Building	56	3	3	0
Theft from Coin Machine	10	2	4	0
Theft from Motor Vehicle	66	4	5	0
Theft of Motor Vehicle Parts	42	0	0	0
Theft - All Other Larceny	185	4	5	1
<b>Crimes Against Society</b>				
Drug/Narcotic Violations	17	17	18	1
Drug/Narcotic Equipment Violations	18	17	26	1
Gambling-Betting/Wagering	0	0	0	0
Gambling-Operating/Promoting	0	0	0	0
Gambling-Equipment Violation	0	0	0	0
Gambling-Sports Tampering	0	0	0	0
Pornography/Obscene Materials	0	0	0	0
Prostitution	0	0	0	0
Prostitution-Assisting/Promoting	0	0	0	0
Weapon Law Violations	1	1	1	0
<b>Total Group A Offenses</b>	<b>878</b>	<b>126</b>	<b>128</b>	<b>11</b>



# Martin Police Department

<b>2001 Population Estimate</b>	<b>10,515</b>
<b>Offense Overview</b>	
Offense Total	884
Number Cleared	282
Percent Cleared	31.9%
Group A Crimes per 100,000 population	8,407.0
<b>Arrest Overview</b>	
Total Arrests	481
Adult Arrests	434
Juvenile Arrests	47
Unknown Age	0
Arrests per 100,000 population	4,574.4
Avg. number offenses/incident	1.11

Domestic Violence Victims		
Offense	Total	Arrests
Murder	0	0
Aggravated Assault	5	5
Simple Assault	24	17
Intimidation	2	1
Stalking	0	0
Forcible Rape	0	0
Forcible Sodomy	0	0
Sexual Assault w/Object	0	0
Forcible Fondling	0	0
Incest	1	1
Statutory Rape	0	0
Kidnapping/Abduction	0	0
<b>Total</b>	<b>32</b>	<b>24</b>

TIBRS Group B Arrests		
Offense	Adult	Juvenile
Bad Checks	1	0
Curfew/Vagrancy	0	0
Disorderly Conduct	13	9
DUI	61	0
Drunkenness	32	0
Family-Non Violent	0	0
Liquor Law Violation	67	6
Peeping Tom	0	0
Runaway	0	0
Trespass	13	0
All Other Offense	20	2
<b>Total Group B</b>	<b>207</b>	<b>17</b>

TIBRS Group A Offenses	Offenses		Arrests	
	Reported	Cleared	Adult	Juvenile
<b>Crimes Against Persons</b>				
Murder	0	0	0	0
Negligent Manslaughter	0	0	0	0
Kidnapping/Abduction	1	1	0	0
Forcible Rape	5	2	0	0
Forcible Sodomy	0	0	0	0
Sexual Assault w/Object	1	1	1	0
Forcible Fondling	3	1	1	0
Incest	3	3	3	0
Statutory Rape	2	2	2	0
Aggravated Assault	18	12	14	0
Simple Assault	136	43	34	8
Intimidation	110	13	9	0
Stalking	2	0	0	0
<b>Crimes Against Property</b>				
Arson	2	2	3	0
Bribery	0	0	0	0
Burglary	34	6	3	0
Counterfeiting/Forgery	34	10	12	0
Destruction/Damage/Vandalism	159	21	10	3
Embezzlement	8	5	6	0
Extortion/Blackmail	0	0	0	0
Fraud - False Pretenses	19	5	3	0
Fraud - Credit Card/ATM	4	2	1	0
Fraud - Impersonation	1	1	0	0
Fraud - Welfare	0	0	0	0
Fraud - Wire	0	0	0	0
Motor Vehicle Theft	12	3	2	1
Robbery	7	4	6	0
Stolen Property Offense	0	0	0	0
Theft - Pocket Picking	3	0	0	0
Theft - Purse Snatching	2	1	1	0
Theft - Shoplifting	46	39	37	6
Theft from Building	77	18	14	3
Theft from Coin Machine	0	0	0	0
Theft from Motor Vehicle	41	10	5	2
Theft of Motor Vehicle Parts	11	4	5	2
Theft - All Other Larceny	82	13	9	1
<b>Crimes Against Society</b>				
Drug/Narcotic Violations	38	38	43	1
Drug/Narcotic Equipment Violations	11	10	0	0
Gambling-Betting/Wagering	0	0	0	0
Gambling-Operating/Promoting	0	0	0	0
Gambling-Equipment Violation	0	0	0	0
Gambling-Sports Tampering	0	0	0	0
Pornography/Obscene Materials	0	0	0	0
Prostitution	0	0	0	0
Prostitution-Assisting/Promoting	0	0	0	0
Weapon Law Violations	12	12	3	3
<b>Total Group A Offenses</b>	<b>884</b>	<b>282</b>	<b>227</b>	<b>30</b>



# Maryville Police Department

<b>2001 Population Estimate</b>	<b>23,120</b>
<b>Offense Overview</b>	
Offense Total	1,424
Number Cleared	432
Percent Cleared	30.3%
Group A Crimes per 100,000 population	6,159.2
<b>Arrest Overview</b>	
Total Arrests	550
Adult Arrests	481
Juvenile Arrests	69
Unknown Age	0
Arrests per 100,000 population	2,378.9
Avg. number offenses/incident	1.11

Domestic Violence Victims		
Offense	Total	Arrests
Murder	0	0
Aggravated Assault	9	2
Simple Assault	67	23
Intimidation	0	0
Stalking	0	0
Forcible Rape	6	2
Forcible Sodomy	0	0
Sexual Assault w/Object	0	0
Forcible Fondling	4	1
Incest	0	0
Statutory Rape	0	0
Kidnapping/Abduction	0	0
<b>Total</b>	<b>86</b>	<b>28</b>

TIBRS Group B Arrests		
Offense	Adult	Juvenile
Bad Checks	0	0
Curfew/Vagrancy	0	0
Disorderly Conduct	7	8
DUI	113	1
Drunkenness	94	0
Family-Non Violent	0	0
Liquor Law Violation	1	3
Peeping Tom	0	0
Runaway	0	5
Trespass	0	0
All Other Offense	13	5
<b>Total Group B</b>	<b>228</b>	<b>22</b>

TIBRS Group A Offenses	Offenses		Arrests	
	Reported	Cleared	Adult	Juvenile
<b>Crimes Against Persons</b>				
Murder	1	0	0	0
Negligent Manslaughter	0	0	0	0
Kidnapping/Abduction	1	0	0	0
Forcible Rape	12	5	2	1
Forcible Sodomy	0	0	0	0
Sexual Assault w/Object	0	0	0	0
Forcible Fondling	9	7	1	0
Incest	0	0	0	0
Statutory Rape	3	2	1	0
Aggravated Assault	40	18	5	0
Simple Assault	181	105	42	5
Intimidation	1	1	0	0
Stalking	0	0	0	0
<b>Crimes Against Property</b>				
Arson	9	0	0	0
Bribery	0	0	0	0
Burglary	156	21	16	0
Counterfeiting/Forgery	37	19	24	0
Destruction/Damage/Vandalism	257	26	5	2
Embezzlement	27	13	1	1
Extortion/Blackmail	0	0	0	0
Fraud - False Pretenses	2	0	0	0
Fraud - Credit Card/ATM	23	6	1	0
Fraud - Impersonation	1	1	0	1
Fraud - Welfare	0	0	0	0
Fraud - Wire	0	0	0	0
Motor Vehicle Theft	45	8	3	0
Robbery	10	2	2	0
Stolen Property Offense	0	0	0	0
Theft - Pocket Picking	0	0	0	0
Theft - Purse Snatching	0	0	0	0
Theft - Shoplifting	96	73	57	22
Theft from Building	119	25	4	1
Theft from Coin Machine	15	3	0	0
Theft from Motor Vehicle	108	10	3	0
Theft of Motor Vehicle Parts	72	8	2	0
Theft - All Other Larceny	122	12	32	8
<b>Crimes Against Society</b>				
Drug/Narcotic Violations	58	50	42	6
Drug/Narcotic Equipment Violations	13	12	7	0
Gambling-Betting/Wagering	0	0	0	0
Gambling-Operating/Promoting	0	0	0	0
Gambling-Equipment Violation	0	0	0	0
Gambling-Sports Tampering	0	0	0	0
Pornography/Obscene Materials	0	0	0	0
Prostitution	0	0	0	0
Prostitution-Assisting/Promoting	0	0	0	0
Weapon Law Violations	6	5	3	0
<b>Total Group A Offenses</b>	<b>1,424</b>	<b>432</b>	<b>253</b>	<b>47</b>



# Mason Police Department

<b>2001 Population Estimate</b>	<b>1,089</b>
<b>Offense Overview</b>	
Offense Total	125
Number Cleared	62
Percent Cleared	49.6%
Group A Crimes per 100,000 population	11,478.4
<b>Arrest Overview</b>	
Total Arrests	175
Adult Arrests	169
Juvenile Arrests	6
Unknown Age	0
Arrests per 100,000 population	16,069.8
Avg. number offenses/incident	1.18

Domestic Violence Victims		
Offense	Total	Arrests
Murder	0	0
Aggravated Assault	6	4
Simple Assault	7	6
Intimidation	0	0
Stalking	0	0
Forcible Rape	0	0
Forcible Sodomy	0	0
Sexual Assault w/Object	0	0
Forcible Fondling	0	0
Incest	0	0
Statutory Rape	0	0
Kidnapping/Abduction	0	0
<b>Total</b>	<b>13</b>	<b>10</b>

TIBRS Group B Arrests		
Offense	Adult	Juvenile
Bad Checks	0	0
Curfew/Vagrancy	0	0
Disorderly Conduct	0	0
DUI	39	0
Drunkenness	11	0
Family-Non Violent	0	0
Liquor Law Violation	7	0
Peeping Tom	0	0
Runaway	0	0
Trespass	2	0
All Other Offense	64	0
<b>Total Group B</b>	<b>123</b>	<b>0</b>

TIBRS Group A Offenses	Offenses		Arrests	
	Reported	Cleared	Adult	Juvenile
<b>Crimes Against Persons</b>				
Murder	0	0	0	0
Negligent Manslaughter	0	0	0	0
Kidnapping/Abduction	0	0	0	0
Forcible Rape	0	0	0	0
Forcible Sodomy	0	0	0	0
Sexual Assault w/Object	0	0	0	0
Forcible Fondling	1	0	0	0
Incest	0	0	0	0
Statutory Rape	0	0	0	0
Aggravated Assault	12	10	5	2
Simple Assault	18	16	11	1
Intimidation	0	0	0	0
Stalking	0	0	0	0
<b>Crimes Against Property</b>				
Arson	1	0	0	0
Bribery	0	0	0	0
Burglary	8	0	0	0
Counterfeiting/Forgery	3	1	1	0
Destruction/Damage/Vandalism	11	3	1	3
Embezzlement	0	0	0	0
Extortion/Blackmail	0	0	0	0
Fraud - False Pretenses	0	0	0	0
Fraud - Credit Card/ATM	0	0	0	0
Fraud - Impersonation	0	0	0	0
Fraud - Welfare	0	0	0	0
Fraud - Wire	0	0	0	0
Motor Vehicle Theft	1	0	0	0
Robbery	0	0	0	0
Stolen Property Offense	1	0	0	0
Theft - Pocket Picking	0	0	0	0
Theft - Purse Snatching	0	0	0	0
Theft - Shoplifting	3	0	0	0
Theft from Building	4	0	0	0
Theft from Coin Machine	0	0	0	0
Theft from Motor Vehicle	6	0	0	0
Theft of Motor Vehicle Parts	3	0	0	0
Theft - All Other Larceny	4	0	0	0
<b>Crimes Against Society</b>				
Drug/Narcotic Violations	31	20	21	0
Drug/Narcotic Equipment Violations	11	7	4	0
Gambling-Betting/Wagering	0	0	0	0
Gambling-Operating/Promoting	0	0	0	0
Gambling-Equipment Violation	0	0	0	0
Gambling-Sports Tampering	0	0	0	0
Pornography/Obscene Materials	0	0	0	0
Prostitution	0	0	0	0
Prostitution-Assisting/Promoting	0	0	0	0
Weapon Law Violations	7	5	3	0
<b>Total Group A Offenses</b>	<b>125</b>	<b>62</b>	<b>46</b>	<b>6</b>



# Maury City Police Department

<b>2001 Population Estimate</b>	<b>704</b>
<b>Offense Overview</b>	
Offense Total	19
Number Cleared	4
Percent Cleared	21.1%
Group A Crimes per 100,000 population	2,698.9
<b>Arrest Overview</b>	
Total Arrests	9
Adult Arrests	9
Juvenile Arrests	0
Unknown Age	0
Arrests per 100,000 population	1,278.4
Avg. number offenses/incident	1.06

Domestic Violence Victims		
Offense	Total	Arrests
Murder	0	0
Aggravated Assault	1	1
Simple Assault	1	1
Intimidation	0	0
Stalking	0	0
Forcible Rape	0	0
Forcible Sodomy	0	0
Sexual Assault w/Object	0	0
Forcible Fondling	0	0
Incest	0	0
Statutory Rape	0	0
Kidnapping/Abduction	0	0
<b>Total</b>	<b>2</b>	<b>2</b>

TIBRS Group B Arrests		
Offense	Adult	Juvenile
Bad Checks	0	0
Curfew/Vagrancy	0	0
Disorderly Conduct	0	0
DUI	3	0
Drunkenness	1	0
Family-Non Violent	0	0
Liquor Law Violation	0	0
Peeping Tom	0	0
Runaway	0	0
Trespass	0	0
All Other Offense	1	0
<b>Total Group B</b>	<b>5</b>	<b>0</b>

TIBRS Group A Offenses	Offenses		Arrests	
	Reported	Cleared	Adult	Juvenile
<b>Crimes Against Persons</b>				
Murder	0	0	0	0
Negligent Manslaughter	0	0	0	0
Kidnapping/Abduction	0	0	0	0
Forcible Rape	0	0	0	0
Forcible Sodomy	0	0	0	0
Sexual Assault w/Object	0	0	0	0
Forcible Fondling	0	0	0	0
Incest	0	0	0	0
Statutory Rape	0	0	0	0
Aggravated Assault	2	2	2	0
Simple Assault	3	2	2	0
Intimidation	1	0	0	0
Stalking	0	0	0	0
<b>Crimes Against Property</b>				
Arson	0	0	0	0
Bribery	0	0	0	0
Burglary	3	0	0	0
Counterfeiting/Forgery	1	0	0	0
Destruction/Damage/Vandalism	3	0	0	0
Embezzlement	0	0	0	0
Extortion/Blackmail	0	0	0	0
Fraud - False Pretenses	0	0	0	0
Fraud - Credit Card/ATM	0	0	0	0
Fraud - Impersonation	0	0	0	0
Fraud - Welfare	0	0	0	0
Fraud - Wire	0	0	0	0
Motor Vehicle Theft	1	0	0	0
Robbery	0	0	0	0
Stolen Property Offense	0	0	0	0
Theft - Pocket Picking	0	0	0	0
Theft - Purse Snatching	0	0	0	0
Theft - Shoplifting	0	0	0	0
Theft from Building	2	0	0	0
Theft from Coin Machine	0	0	0	0
Theft from Motor Vehicle	1	0	0	0
Theft of Motor Vehicle Parts	0	0	0	0
Theft - All Other Larceny	2	0	0	0
<b>Crimes Against Society</b>				
Drug/Narcotic Violations	0	0	0	0
Drug/Narcotic Equipment Violations	0	0	0	0
Gambling-Betting/Wagering	0	0	0	0
Gambling-Operating/Promoting	0	0	0	0
Gambling-Equipment Violation	0	0	0	0
Gambling-Sports Tampering	0	0	0	0
Pornography/Obscene Materials	0	0	0	0
Prostitution	0	0	0	0
Prostitution-Assisting/Promoting	0	0	0	0
Weapon Law Violations	0	0	0	0
<b>Total Group A Offenses</b>	<b>19</b>	<b>4</b>	<b>4</b>	<b>0</b>



# Maynardville Police Department

<b>2001 Population Estimate</b>	<b>1,782</b>
<b>Offense Overview</b>	
Offense Total	199
Number Cleared	18
Percent Cleared	9.0%
Group A Crimes per 100,000 population	11,167.2
<b>Arrest Overview</b>	
Total Arrests	71
Adult Arrests	32
Juvenile Arrests	6
Unknown Age	33
Arrests per 100,000 population	3,984.3
Avg. number offenses/incident	1.13

Domestic Violence Victims		
Offense	Total	Arrests
Murder	0	0
Aggravated Assault	0	0
Simple Assault	9	4
Intimidation	0	0
Stalking	0	0
Forcible Rape	0	0
Forcible Sodomy	0	0
Sexual Assault w/Object	0	0
Forcible Fondling	0	0
Incest	0	0
Statutory Rape	0	0
Kidnapping/Abduction	0	0
<b>Total</b>	<b>9</b>	<b>4</b>

TIBRS Group B Arrests		
Offense	Adult	Juvenile
Bad Checks	0	0
Curfew/Vagrancy	0	0
Disorderly Conduct	1	0
DUI	3	0
Drunkenness	5	0
Family-Non Violent	0	0
Liquor Law Violation	3	0
Peeping Tom	0	0
Runaway	0	0
Trespass	0	0
All Other Offense	11	0
<b>Total Group B</b>	<b>23</b>	<b>0</b>

TIBRS Group A Offenses	Offenses		Arrests	
	Reported	Cleared	Adult	Juvenile
<b>Crimes Against Persons</b>				
Murder	0	0	0	0
Negligent Manslaughter	0	0	0	0
Kidnapping/Abduction	0	0	0	0
Forcible Rape	0	0	0	0
Forcible Sodomy	0	0	0	0
Sexual Assault w/Object	0	0	0	0
Forcible Fondling	0	0	0	0
Incest	0	0	0	0
Statutory Rape	0	0	0	0
Aggravated Assault	3	0	0	0
Simple Assault	27	8	6	1
Intimidation	16	0	0	0
Stalking	0	0	0	0
<b>Crimes Against Property</b>				
Arson	0	0	0	0
Bribery	0	0	0	0
Burglary	27	1	0	0
Counterfeiting/Forgery	2	1	0	0
Destruction/Damage/Vandalism	53	4	1	4
Embezzlement	0	0	0	0
Extortion/Blackmail	0	0	0	0
Fraud - False Pretenses	3	0	0	0
Fraud - Credit Card/ATM	0	0	0	0
Fraud - Impersonation	0	0	0	0
Fraud - Welfare	0	0	0	0
Fraud - Wire	0	0	0	0
Motor Vehicle Theft	8	2	1	1
Robbery	0	0	0	0
Stolen Property Offense	1	0	0	0
Theft - Pocket Picking	0	0	0	0
Theft - Purse Snatching	1	0	0	0
Theft - Shoplifting	2	0	0	0
Theft from Building	24	1	0	0
Theft from Coin Machine	1	0	0	0
Theft from Motor Vehicle	12	0	0	0
Theft of Motor Vehicle Parts	4	0	0	0
Theft - All Other Larceny	14	0	0	0
<b>Crimes Against Society</b>				
Drug/Narcotic Violations	0	0	0	0
Drug/Narcotic Equipment Violations	0	0	0	0
Gambling-Betting/Wagering	0	0	0	0
Gambling-Operating/Promoting	0	0	0	0
Gambling-Equipment Violation	0	0	0	0
Gambling-Sports Tampering	0	0	0	0
Pornography/Obscene Materials	0	0	0	0
Prostitution	0	0	0	0
Prostitution-Assisting/Promoting	0	0	0	0
Weapon Law Violations	1	1	1	0
<b>Total Group A Offenses</b>	<b>199</b>	<b>18</b>	<b>9</b>	<b>6</b>



# McEwen Police Department

<b>2001 Population Estimate</b>	<b>1,702</b>
<b>Offense Overview</b>	
Offense Total	92
Number Cleared	26
Percent Cleared	28.3%
Group A Crimes per 100,000 population	5,405.4
<b>Arrest Overview</b>	
Total Arrests	53
Adult Arrests	45
Juvenile Arrests	8
Unknown Age	0
Arrests per 100,000 population	3,114.0
Avg. number offenses/incident	1.11

Domestic Violence Victims		
Offense	Total	Arrests
Murder	0	0
Aggravated Assault	2	2
Simple Assault	7	4
Intimidation	1	0
Stalking	0	0
Forcible Rape	0	0
Forcible Sodomy	0	0
Sexual Assault w/Object	0	0
Forcible Fondling	0	0
Incest	0	0
Statutory Rape	0	0
Kidnapping/Abduction	0	0
<b>Total</b>	<b>10</b>	<b>6</b>

TIBRS Group B Arrests		
Offense	Adult	Juvenile
Bad Checks	0	0
Curfew/Vagrancy	0	0
Disorderly Conduct	1	0
DUI	11	0
Drunkenness	2	0
Family-Non Violent	0	0
Liquor Law Violation	0	0
Peeping Tom	0	0
Runaway	0	0
Trespass	0	0
All Other Offense	16	0
<b>Total Group B</b>	<b>30</b>	<b>0</b>

TIBRS Group A Offenses	Offenses		Arrests	
	Reported	Cleared	Adult	Juvenile
<b>Crimes Against Persons</b>				
Murder	0	0	0	0
Negligent Manslaughter	0	0	0	0
Kidnapping/Abduction	0	0	0	0
Forcible Rape	1	1	0	0
Forcible Sodomy	0	0	0	0
Sexual Assault w/Object	0	0	0	0
Forcible Fondling	0	0	0	0
Incest	2	2	0	1
Statutory Rape	0	0	0	0
Aggravated Assault	8	4	3	0
Simple Assault	17	7	7	0
Intimidation	1	0	0	0
Stalking	0	0	0	0
<b>Crimes Against Property</b>				
Arson	0	0	0	0
Bribery	0	0	0	0
Burglary	5	2	1	1
Counterfeiting/Forgery	1	0	0	0
Destruction/Damage/Vandalism	15	2	0	4
Embezzlement	0	0	0	0
Extortion/Blackmail	0	0	0	0
Fraud - False Pretenses	1	0	0	0
Fraud - Credit Card/ATM	0	0	0	0
Fraud - Impersonation	0	0	0	0
Fraud - Welfare	0	0	0	0
Fraud - Wire	0	0	0	0
Motor Vehicle Theft	3	1	0	1
Robbery	0	0	0	0
Stolen Property Offense	0	0	0	0
Theft - Pocket Picking	1	0	0	0
Theft - Purse Snatching	0	0	0	0
Theft - Shoplifting	4	3	2	1
Theft from Building	7	1	0	0
Theft from Coin Machine	1	0	0	0
Theft from Motor Vehicle	4	0	0	0
Theft of Motor Vehicle Parts	4	0	0	0
Theft - All Other Larceny	7	0	0	0
<b>Crimes Against Society</b>				
Drug/Narcotic Violations	4	1	1	0
Drug/Narcotic Equipment Violations	4	0	0	0
Gambling-Betting/Wagering	0	0	0	0
Gambling-Operating/Promoting	0	0	0	0
Gambling-Equipment Violation	0	0	0	0
Gambling-Sports Tampering	0	0	0	0
Pornography/Obscene Materials	0	0	0	0
Prostitution	0	0	0	0
Prostitution-Assisting/Promoting	0	0	0	0
Weapon Law Violations	2	2	1	0
<b>Total Group A Offenses</b>	<b>92</b>	<b>26</b>	<b>15</b>	<b>8</b>



# McKenzie Police Department

<b>2001 Population Estimate</b>	<b>5,295</b>
<b>Offense Overview</b>	
Offense Total	541
Number Cleared	248
Percent Cleared	45.8%
Group A Crimes per 100,000 population	10,217.2
<b>Arrest Overview</b>	
Total Arrests	357
Adult Arrests	302
Juvenile Arrests	55
Unknown Age	0
Arrests per 100,000 population	6,742.2
Avg. number offenses/incident	1.15

Domestic Violence Victims		
Offense	Total	Arrests
Murder	0	0
Aggravated Assault	1	1
Simple Assault	14	12
Intimidation	2	1
Stalking	0	0
Forcible Rape	1	1
Forcible Sodomy	0	0
Sexual Assault w/Object	0	0
Forcible Fondling	0	0
Incest	0	0
Statutory Rape	0	0
Kidnapping/Abduction	0	0
<b>Total</b>	<b>18</b>	<b>15</b>

TIBRS Group B Arrests		
Offense	Adult	Juvenile
Bad Checks	2	0
Curfew/Vagrancy	0	0
Disorderly Conduct	5	4
DUI	55	1
Drunkenness	35	0
Family-Non Violent	1	0
Liquor Law Violation	8	1
Peeping Tom	0	0
Runaway	0	2
Trespass	3	3
All Other Offense	11	0
<b>Total Group B</b>	<b>120</b>	<b>11</b>

TIBRS Group A Offenses	Offenses		Arrests	
	Reported	Cleared	Adult	Juvenile
<b>Crimes Against Persons</b>				
Murder	0	0	0	0
Negligent Manslaughter	0	0	0	0
Kidnapping/Abduction	1	0	0	0
Forcible Rape	4	1	1	0
Forcible Sodomy	0	0	0	0
Sexual Assault w/Object	0	0	0	0
Forcible Fondling	3	2	1	0
Incest	0	0	0	0
Statutory Rape	0	0	0	0
Aggravated Assault	26	25	20	3
Simple Assault	47	34	28	4
Intimidation	28	4	1	0
Stalking	5	0	0	0
<b>Crimes Against Property</b>				
Arson	1	1	1	0
Bribery	0	0	0	0
Burglary	43	9	3	8
Counterfeiting/Forgery	30	20	31	0
Destruction/Damage/Vandalism	70	18	11	6
Embezzlement	9	6	7	0
Extortion/Blackmail	0	0	0	0
Fraud - False Pretenses	18	13	3	0
Fraud - Credit Card/ATM	4	2	2	0
Fraud - Impersonation	6	3	1	0
Fraud - Welfare	0	0	0	0
Fraud - Wire	0	0	0	0
Motor Vehicle Theft	4	1	1	0
Robbery	0	0	0	0
Stolen Property Offense	0	0	0	0
Theft - Pocket Picking	2	0	0	0
Theft - Purse Snatching	1	0	0	0
Theft - Shoplifting	23	19	8	11
Theft from Building	19	4	5	2
Theft from Coin Machine	4	0	0	0
Theft from Motor Vehicle	22	2	1	1
Theft of Motor Vehicle Parts	23	1	0	0
Theft - All Other Larceny	81	17	10	5
<b>Crimes Against Society</b>				
Drug/Narcotic Violations	32	32	31	4
Drug/Narcotic Equipment Violations	25	25	11	0
Gambling-Betting/Wagering	0	0	0	0
Gambling-Operating/Promoting	0	0	0	0
Gambling-Equipment Violation	0	0	0	0
Gambling-Sports Tampering	0	0	0	0
Pornography/Obscene Materials	0	0	0	0
Prostitution	0	0	0	0
Prostitution-Assisting/Promoting	0	0	0	0
Weapon Law Violations	10	9	5	0
<b>Total Group A Offenses</b>	<b>541</b>	<b>248</b>	<b>182</b>	<b>44</b>





# McMinnville Police Department

<b>2001 Population Estimate</b>	<b>12,783</b>
<b>Offense Overview</b>	
Offense Total	1,691
Number Cleared	777
Percent Cleared	45.9%
Group A Crimes per 100,000 population	13,228.5

<b>Arrest Overview</b>	
Total Arrests	923
Adult Arrests	752
Juvenile Arrests	171
Unknown Age	0
Arrests per 100,000 population	7,220.5
Avg. number offenses/incident	1.11

<b>Domestic Violence Victims</b>		
Offense	Total	Arrests
Murder	0	0
Aggravated Assault	9	7
Simple Assault	105	64
Intimidation	8	2
Stalking	0	0
Forcible Rape	0	0
Forcible Sodomy	0	0
Sexual Assault w/Object	1	1
Forcible Fondling	3	0
Incest	0	0
Statutory Rape	0	0
Kidnapping/Abduction	1	1
<b>Total</b>	<b>127</b>	<b>75</b>

<b>TIBRS Group B Arrests</b>		
Offense	Adult	Juvenile
Bad Checks	4	0
Curfew/Vagrancy	0	51
Disorderly Conduct	19	13
DUI	68	0
Drunkenness	74	1
Family-Non Violent	8	0
Liquor Law Violation	47	10
Peeping Tom	0	0
Runaway	0	14
Trespass	9	0
All Other Offense	39	9
<b>Total Group B</b>	<b>268</b>	<b>98</b>

<b>TIBRS Group A Offenses</b>	<b>Offenses</b>		<b>Arrests</b>	
	Reported	Cleared	Adult	Juvenile
<b>Crimes Against Persons</b>				
Murder	0	0	0	0
Negligent Manslaughter	0	0	0	0
Kidnapping/Abduction	2	2	2	0
Forcible Rape	5	4	1	1
Forcible Sodomy	0	0	0	0
Sexual Assault w/Object	1	1	0	1
Forcible Fondling	12	9	4	0
Incest	0	0	0	0
Statutory Rape	5	4	2	0
Aggravated Assault	41	26	11	4
Simple Assault	232	197	121	16
Intimidation	45	16	7	1
Stalking	0	0	0	0
<b>Crimes Against Property</b>				
Arson	2	0	0	0
Bribery	0	0	0	0
Burglary	142	21	16	7
Counterfeiting/Forgery	46	25	14	1
Destruction/Damage/Vandalism	308	79	18	7
Embezzlement	8	2	1	0
Extortion/Blackmail	0	0	0	0
Fraud - False Pretenses	22	12	10	1
Fraud - Credit Card/ATM	3	3	0	0
Fraud - Impersonation	13	11	10	2
Fraud - Welfare	0	0	0	0
Fraud - Wire	1	0	0	0
Motor Vehicle Theft	56	18	10	3
Robbery	9	5	3	0
Stolen Property Offense	9	3	3	0
Theft - Pocket Picking	3	0	0	0
Theft - Purse Snatching	0	0	0	0
Theft - Shoplifting	79	62	51	14
Theft from Building	101	24	15	4
Theft from Coin Machine	13	8	7	0
Theft from Motor Vehicle	86	10	7	0
Theft of Motor Vehicle Parts	92	6	2	1
Theft - All Other Larceny	134	10	6	1
<b>Crimes Against Society</b>				
Drug/Narcotic Violations	139	139	144	6
Drug/Narcotic Equipment Violations	61	60	13	3
Gambling-Betting/Wagering	0	0	0	0
Gambling-Operating/Promoting	0	0	0	0
Gambling-Equipment Violation	0	0	0	0
Gambling-Sports Tampering	0	0	0	0
Pornography/Obscene Materials	0	0	0	0
Prostitution	0	0	0	0
Prostitution-Assisting/Promoting	0	0	0	0
Weapon Law Violations	21	20	6	0
<b>Total Group A Offenses</b>	<b>1,691</b>	<b>777</b>	<b>484</b>	<b>73</b>



# Medina Police Department

**2001 Population Estimate**                      **969**

**Offense Overview**

Offense Total                                      92  
 Number Cleared                                59  
 Percent Cleared                                64.1%

Group A Crimes per 100,000  
 population                                      9,494.3

**Arrest Overview**

Total Arrests                                    58  
 Adult Arrests                                    56  
 Juvenile Arrests                                2  
 Unknown Age                                    0

Arrests per 100,000 population            5,985.6

Avg. number offenses/incident            1.21

Domestic Violence Victims		
Offense	Total	Arrests
Murder	0	0
Aggravated Assault	2	2
Simple Assault	2	2
Intimidation	3	2
Stalking	0	0
Forcible Rape	0	0
Forcible Sodomy	0	0
Sexual Assault w/Object	0	0
Forcible Fondling	0	0
Incest	0	0
Statutory Rape	0	0
Kidnapping/Abduction	0	0
<b>Total</b>	<b>7</b>	<b>6</b>

TIBRS Group B Arrests		
Offense	Adult	Juvenile
Bad Checks	0	0
Curfew/Vagrancy	0	0
Disorderly Conduct	1	0
DUI	5	0
Drunkenness	4	0
Family-Non Violent	0	0
Liquor Law Violation	0	0
Peeping Tom	0	0
Runaway	0	0
Trespass	0	0
All Other Offense	1	0
<b>Total Group B</b>	<b>11</b>	<b>0</b>

TIBRS Group A Offenses	Offenses		Arrests	
	Reported	Cleared	Adult	Juvenile
<b>Crimes Against Persons</b>				
Murder	0	0	0	0
Negligent Manslaughter	0	0	0	0
Kidnapping/Abduction	0	0	0	0
Forcible Rape	0	0	0	0
Forcible Sodomy	0	0	0	0
Sexual Assault w/Object	0	0	0	0
Forcible Fondling	1	0	0	0
Incest	0	0	0	0
Statutory Rape	0	0	0	0
Aggravated Assault	5	4	4	0
Simple Assault	3	3	3	0
Intimidation	5	3	3	0
Stalking	0	0	0	0
<b>Crimes Against Property</b>				
Arson	0	0	0	0
Bribery	0	0	0	0
Burglary	10	5	7	0
Counterfeiting/Forgery	2	1	0	0
Destruction/Damage/Vandalism	7	2	1	0
Embezzlement	1	1	1	0
Extortion/Blackmail	0	0	0	0
Fraud - False Pretenses	1	0	0	0
Fraud - Credit Card/ATM	0	0	0	0
Fraud - Impersonation	0	0	0	0
Fraud - Welfare	0	0	0	0
Fraud - Wire	0	0	0	0
Motor Vehicle Theft	1	1	1	0
Robbery	0	0	0	0
Stolen Property Offense	0	0	0	0
Theft - Pocket Picking	0	0	0	0
Theft - Purse Snatching	0	0	0	0
Theft - Shoplifting	0	0	0	0
Theft from Building	5	1	0	0
Theft from Coin Machine	0	0	0	0
Theft from Motor Vehicle	8	4	2	0
Theft of Motor Vehicle Parts	1	0	0	0
Theft - All Other Larceny	8	0	0	0
<b>Crimes Against Society</b>				
Drug/Narcotic Violations	17	17	17	1
Drug/Narcotic Equipment Violations	11	11	2	1
Gambling-Betting/Wagering	0	0	0	0
Gambling-Operating/Promoting	0	0	0	0
Gambling-Equipment Violation	0	0	0	0
Gambling-Sports Tampering	0	0	0	0
Pornography/Obscene Materials	0	0	0	0
Prostitution	0	0	0	0
Prostitution-Assisting/Promoting	0	0	0	0
Weapon Law Violations	6	6	4	0
<b>Total Group A Offenses</b>	<b>92</b>	<b>59</b>	<b>45</b>	<b>2</b>



# Memphis Police Department

**2001 Population Estimate**                      **650,100**

**Offense Overview**

Offense Total                                      112,375  
 Number Cleared                                24,970  
 Percent Cleared                                 22.2%

Group A Crimes per 100,000  
 population                                      17,285.8

**Arrest Overview**

Total Arrests                                    30,189  
 Adult Arrests                                  22,148  
 Juvenile Arrests                                8,041  
 Unknown Age                                    0

Arrests per 100,000 population            4,643.7

Avg. number offenses/incident              1.06

Domestic Violence Victims		
Offense	Total	Arrests
Murder	7	7
Aggravated Assault	842	222
Simple Assault	4,511	1,028
Intimidation	471	3
Stalking	36	1
Forcible Rape	70	4
Forcible Sodomy	17	3
Sexual Assault w/Object	0	0
Forcible Fondling	46	4
Incest	5	0
Statutory Rape	3	1
Kidnapping/Abduction	94	8
<b>Total</b>	<b>6,102</b>	<b>1,281</b>

TIBRS Group B Arrests		
Offense	Adult	Juvenile
Bad Checks	4	0
Curfew/Vagrancy	8	554
Disorderly Conduct	1,807	1,859
DUI	1,465	10
Drunkenness	227	98
Family-Non Violent	8	1
Liquor Law Violation	222	16
Peeping Tom	0	0
Runaway	0	735
Trespass	985	251
All Other Offense	979	287
<b>Total Group B</b>	<b>5,705</b>	<b>3,811</b>

TIBRS Group A Offenses	Offenses		Arrests	
	Reported	Cleared	Adult	Juvenile
<b>Crimes Against Persons</b>				
Murder	151	117	115	6
Negligent Manslaughter	3	3	2	1
Kidnapping/Abduction	358	127	36	5
Forcible Rape	518	172	39	13
Forcible Sodomy	66	25	5	3
Sexual Assault w/Object	9	5	5	11
Forcible Fondling	298	96	22	13
Incest	7	0	0	0
Statutory Rape	70	37	8	0
Aggravated Assault	5,574	1,884	1,205	218
Simple Assault	17,555	5,730	2,585	1,054
Intimidation	3,370	394	19	9
Stalking	303	56	7	0
<b>Crimes Against Property</b>				
Arson	275	37	20	16
Bribery	0	0	0	0
Burglary	16,283	1,184	819	358
Counterfeiting/Forgery	1,361	333	399	14
Destruction/Damage/Vandalism	12,366	1,073	239	211
Embezzlement	352	74	42	4
Extortion/Blackmail	21	9	3	4
Fraud - False Pretenses	1,989	103	57	4
Fraud - Credit Card/ATM	701	34	21	1
Fraud - Impersonation	78	63	75	3
Fraud - Welfare	2	0	0	0
Fraud - Wire	63	13	0	0
Motor Vehicle Theft	8,333	1,125	817	257
Robbery	4,288	771	540	138
Stolen Property Offense	479	179	95	27
Theft - Pocket Picking	252	8	27	13
Theft - Purse Snatching	227	16	27	6
Theft - Shoplifting	6,773	3,568	2,790	850
Theft from Building	1,862	87	84	27
Theft from Coin Machine	55	26	31	0
Theft from Motor Vehicle	9,995	293	193	53
Theft of Motor Vehicle Parts	3,606	35	78	11
Theft - All Other Larceny	7,454	387	264	82
<b>Crimes Against Society</b>				
Drug/Narcotic Violations	3,431	3,266	3,062	524
Drug/Narcotic Equipment Violations	787	767	512	11
Gambling-Betting/Wagering	31	30	41	35
Gambling-Operating/Promoting	3	3	3	0
Gambling-Equipment Violation	22	22	8	4
Gambling-Sports Tampering	0	0	0	0
Pornography/Obscene Materials	3	3	2	0
Prostitution	1,306	1,286	1,422	12
Prostitution-Assisting/Promoting	151	151	48	0
Weapon Law Violations	1,544	1,378	676	232
<b>Total Group A Offenses</b>	<b>112,375</b>	<b>24,970</b>	<b>16,443</b>	<b>4,230</b>



# Middleton Police Department

<b>2001 Population Estimate</b>	<b>670</b>
<b>Offense Overview</b>	
Offense Total	53
Number Cleared	39
Percent Cleared	73.6%

Group A Crimes per 100,000 population	7,910.4
---------------------------------------	---------

<b>Arrest Overview</b>	
Total Arrests	45
Adult Arrests	20
Juvenile Arrests	25
Unknown Age	0

Arrests per 100,000 population	6,716.4
--------------------------------	---------

Avg. number offenses/incident	1.35
-------------------------------	------

## Domestic Violence Victims

Offense	Total	Arrests
Murder	0	0
Aggravated Assault	0	0
Simple Assault	2	2
Intimidation	1	1
Stalking	0	0
Forcible Rape	0	0
Forcible Sodomy	0	0
Sexual Assault w/Object	0	0
Forcible Fondling	0	0
Incest	0	0
Statutory Rape	0	0
Kidnapping/Abduction	0	0
<b>Total</b>	<b>3</b>	<b>3</b>

## TIBRS Group B Arrests

Offense	Adult	Juvenile
Bad Checks	0	0
Curfew/Vagrancy	0	0
Disorderly Conduct	0	1
DUI	4	1
Drunkenness	0	2
Family-Non Violent	0	0
Liquor Law Violation	0	1
Peeping Tom	0	0
Runaway	0	0
Trespass	0	0
All Other Offense	0	0
<b>Total Group B</b>	<b>4</b>	<b>5</b>

TIBRS Group A Offenses	Offenses		Arrests	
	Reported	Cleared	Adult	Juvenile
<b>Crimes Against Persons</b>				
Murder	0	0	0	0
Negligent Manslaughter	0	0	0	0
Kidnapping/Abduction	0	0	0	0
Forcible Rape	0	0	0	0
Forcible Sodomy	0	0	0	0
Sexual Assault w/Object	0	0	0	0
Forcible Fondling	0	0	0	0
Incest	0	0	0	0
Statutory Rape	0	0	0	0
Aggravated Assault	2	2	1	1
Simple Assault	21	19	1	13
Intimidation	1	1	1	0
Stalking	0	0	0	0
<b>Crimes Against Property</b>				
Arson	0	0	0	0
Bribery	0	0	0	0
Burglary	0	0	0	0
Counterfeiting/Forgery	1	1	1	0
Destruction/Damage/Vandalism	4	1	1	0
Embezzlement	0	0	0	0
Extortion/Blackmail	0	0	0	0
Fraud - False Pretenses	0	0	0	0
Fraud - Credit Card/ATM	0	0	0	0
Fraud - Impersonation	0	0	0	0
Fraud - Welfare	0	0	0	0
Fraud - Wire	0	0	0	0
Motor Vehicle Theft	1	1	0	1
Robbery	2	0	0	0
Stolen Property Offense	0	0	0	0
Theft - Pocket Picking	0	0	0	0
Theft - Purse Snatching	0	0	0	0
Theft - Shoplifting	0	0	0	0
Theft from Building	2	0	0	0
Theft from Coin Machine	0	0	0	0
Theft from Motor Vehicle	3	1	0	2
Theft of Motor Vehicle Parts	0	0	0	0
Theft - All Other Larceny	3	0	0	0
<b>Crimes Against Society</b>				
Drug/Narcotic Violations	10	10	10	3
Drug/Narcotic Equipment Violations	0	0	0	0
Gambling-Betting/Wagering	0	0	0	0
Gambling-Operating/Promoting	0	0	0	0
Gambling-Equipment Violation	0	0	0	0
Gambling-Sports Tampering	0	0	0	0
Pornography/Obscene Materials	0	0	0	0
Prostitution	0	0	0	0
Prostitution-Assisting/Promoting	0	0	0	0
Weapon Law Violations	3	3	1	0
<b>Total Group A Offenses</b>	<b>53</b>	<b>39</b>	<b>16</b>	<b>20</b>



# Milan Police Department

<b>2001 Population Estimate</b>	<b>7,664</b>
<b>Offense Overview</b>	
Offense Total	926
Number Cleared	500
Percent Cleared	54.0%
Group A Crimes per 100,000 population	12,082.5

<b>Arrest Overview</b>	
Total Arrests	917
Adult Arrests	873
Juvenile Arrests	44
Unknown Age	0
Arrests per 100,000 population	11,965.0
Avg. number offenses/incident	1.13

Domestic Violence Victims		
Offense	Total	Arrests
Murder	0	0
Aggravated Assault	17	15
Simple Assault	74	63
Intimidation	20	5
Stalking	4	2
Forcible Rape	1	3
Forcible Sodomy	1	1
Sexual Assault w/Object	0	0
Forcible Fondling	0	0
Incest	0	0
Statutory Rape	0	0
Kidnapping/Abduction	0	0
<b>Total</b>	<b>117</b>	<b>89</b>

TIBRS Group B Arrests		
Offense	Adult	Juvenile
Bad Checks	84	0
Curfew/Vagrancy	0	0
Disorderly Conduct	13	7
DUI	36	0
Drunkenness	65	0
Family-Non Violent	0	0
Liquor Law Violation	22	4
Peeping Tom	0	0
Runaway	0	0
Trespass	7	0
All Other Offense	297	7
<b>Total Group B</b>	<b>524</b>	<b>18</b>

TIBRS Group A Offenses	Offenses		Arrests	
	Reported	Cleared	Adult	Juvenile
<b>Crimes Against Persons</b>				
Murder	1	1	1	0
Negligent Manslaughter	0	0	0	0
Kidnapping/Abduction	0	0	0	0
Forcible Rape	4	2	3	0
Forcible Sodomy	2	2	2	0
Sexual Assault w/Object	0	0	0	0
Forcible Fondling	4	1	1	0
Incest	0	0	0	0
Statutory Rape	3	3	3	0
Aggravated Assault	41	39	23	4
Simple Assault	124	115	84	6
Intimidation	62	39	9	0
Stalking	34	17	7	0
<b>Crimes Against Property</b>				
Arson	5	2	3	0
Bribery	0	0	0	0
Burglary	65	9	12	1
Counterfeiting/Forgery	15	6	3	0
Destruction/Damage/Vandalism	89	15	4	0
Embezzlement	8	5	3	0
Extortion/Blackmail	0	0	0	0
Fraud - False Pretenses	17	7	7	0
Fraud - Credit Card/ATM	2	0	0	0
Fraud - Impersonation	6	3	2	0
Fraud - Welfare	0	0	0	0
Fraud - Wire	0	0	0	0
Motor Vehicle Theft	13	4	2	0
Robbery	3	0	0	0
Stolen Property Offense	0	0	0	0
Theft - Pocket Picking	0	0	0	0
Theft - Purse Snatching	0	0	0	0
Theft - Shoplifting	21	15	13	2
Theft from Building	73	17	11	4
Theft from Coin Machine	4	0	0	0
Theft from Motor Vehicle	65	4	0	0
Theft of Motor Vehicle Parts	2	0	0	0
Theft - All Other Larceny	74	7	8	0
<b>Crimes Against Society</b>				
Drug/Narcotic Violations	112	111	132	6
Drug/Narcotic Equipment Violations	65	65	11	1
Gambling-Betting/Wagering	0	0	0	0
Gambling-Operating/Promoting	0	0	0	0
Gambling-Equipment Violation	0	0	0	0
Gambling-Sports Tampering	0	0	0	0
Pornography/Obscene Materials	0	0	0	0
Prostitution	0	0	0	0
Prostitution-Assisting/Promoting	0	0	0	0
Weapon Law Violations	12	11	5	2
<b>Total Group A Offenses</b>	<b>926</b>	<b>500</b>	<b>349</b>	<b>26</b>



# Millersville Police Department

**2001 Population Estimate**                      **5,308**

**Offense Overview**

Offense Total                                      472  
 Number Cleared                                171  
 Percent Cleared                                 36.2%

Group A Crimes per 100,000  
 population                                        8,892.2

**Arrest Overview**

Total Arrests                                    275  
 Adult Arrests                                    254  
 Juvenile Arrests                                21  
 Unknown Age                                    0

Arrests per 100,000 population            5,180.9

Avg. number offenses/incident              1.09

**Domestic Violence Victims**

Offense	Total	Arrests
Murder	0	0
Aggravated Assault	3	3
Simple Assault	18	12
Intimidation	8	0
Stalking	0	0
Forcible Rape	0	0
Forcible Sodomy	0	0
Sexual Assault w/Object	1	0
Forcible Fondling	1	0
Incest	0	0
Statutory Rape	0	0
Kidnapping/Abduction	0	0
<b>Total</b>	<b>31</b>	<b>15</b>

**TIBRS Group B Arrests**

Offense	Adult	Juvenile
Bad Checks	0	0
Curfew/Vagrancy	0	0
Disorderly Conduct	1	1
DUI	77	0
Drunkenness	24	1
Family-Non Violent	0	0
Liquor Law Violation	5	0
Peeping Tom	0	0
Runaway	0	1
Trespass	1	2
All Other Offense	2	1
<b>Total Group B</b>	<b>110</b>	<b>6</b>

TIBRS Group A Offenses	Offenses		Arrests	
	Reported	Cleared	Adult	Juvenile
<b>Crimes Against Persons</b>				
Murder	0	0	0	0
Negligent Manslaughter	0	0	0	0
Kidnapping/Abduction	0	0	0	0
Forcible Rape	2	0	0	0
Forcible Sodomy	0	0	0	0
Sexual Assault w/Object	1	0	0	0
Forcible Fondling	7	2	1	0
Incest	0	0	0	0
Statutory Rape	0	0	0	0
Aggravated Assault	8	6	5	0
Simple Assault	62	31	29	2
Intimidation	48	0	0	0
Stalking	1	0	0	0
<b>Crimes Against Property</b>				
Arson	4	0	0	0
Bribery	0	0	0	0
Burglary	46	4	4	0
Counterfeiting/Forgery	3	0	1	0
Destruction/Damage/Vandalism	57	6	1	9
Embezzlement	0	0	0	0
Extortion/Blackmail	0	0	0	0
Fraud - False Pretenses	2	0	0	0
Fraud - Credit Card/ATM	5	0	0	0
Fraud - Impersonation	4	3	3	0
Fraud - Welfare	0	0	0	0
Fraud - Wire	0	0	0	0
Motor Vehicle Theft	7	0	0	0
Robbery	1	0	0	0
Stolen Property Offense	1	1	1	0
Theft - Pocket Picking	2	0	0	0
Theft - Purse Snatching	0	0	0	0
Theft - Shoplifting	2	1	0	1
Theft from Building	9	0	0	0
Theft from Coin Machine	0	0	0	0
Theft from Motor Vehicle	19	0	0	0
Theft of Motor Vehicle Parts	16	0	0	0
Theft - All Other Larceny	51	6	5	0
<b>Crimes Against Society</b>				
Drug/Narcotic Violations	79	78	77	3
Drug/Narcotic Equipment Violations	29	28	11	0
Gambling-Betting/Wagering	0	0	0	0
Gambling-Operating/Promoting	0	0	0	0
Gambling-Equipment Violation	0	0	0	0
Gambling-Sports Tampering	0	0	0	0
Pornography/Obscene Materials	1	0	0	0
Prostitution	0	0	0	0
Prostitution-Assisting/Promoting	0	0	0	0
Weapon Law Violations	5	5	6	0
<b>Total Group A Offenses</b>	<b>472</b>	<b>171</b>	<b>144</b>	<b>15</b>



# Millington Police Department

<b>2001 Population Estimate</b>	<b>10,433</b>
<b>Offense Overview</b>	
Offense Total	1,441
Number Cleared	519
Percent Cleared	36.0%
Group A Crimes per 100,000 population	13,811.9

<b>Arrest Overview</b>	
Total Arrests	991
Adult Arrests	858
Juvenile Arrests	133
Unknown Age	0
Arrests per 100,000 population	9,498.7
Avg. number offenses/incident	1.16

<b>Domestic Violence Victims</b>		
Offense	Total	Arrests
Murder	0	0
Aggravated Assault	7	7
Simple Assault	60	38
Intimidation	21	5
Stalking	1	0
Forcible Rape	0	0
Forcible Sodomy	0	0
Sexual Assault w/Object	0	0
Forcible Fondling	2	0
Incest	0	0
Statutory Rape	0	0
Kidnapping/Abduction	0	0
<b>Total</b>	<b>91</b>	<b>50</b>

<b>TIBRS Group B Arrests</b>		
Offense	Adult	Juvenile
Bad Checks	0	0
Curfew/Vagrancy	0	1
Disorderly Conduct	19	10
DUI	72	0
Drunkenness	55	3
Family-Non Violent	1	0
Liquor Law Violation	1	1
Peeping Tom	0	0
Runaway	0	8
Trespass	9	0
All Other Offense	302	11
<b>Total Group B</b>	<b>459</b>	<b>34</b>

<b>TIBRS Group A Offenses</b>	<b>Offenses</b>		<b>Arrests</b>	
	Reported	Cleared	Adult	Juvenile
<b>Crimes Against Persons</b>				
Murder	0	0	0	0
Negligent Manslaughter	0	0	0	0
Kidnapping/Abduction	2	0	0	0
Forcible Rape	4	1	1	0
Forcible Sodomy	0	0	0	0
Sexual Assault w/Object	0	0	0	0
Forcible Fondling	6	0	0	0
Incest	0	0	0	0
Statutory Rape	1	1	1	0
Aggravated Assault	60	43	32	2
Simple Assault	187	125	92	22
Intimidation	86	26	15	1
Stalking	8	1	1	0
<b>Crimes Against Property</b>				
Arson	2	1	0	1
Bribery	0	0	0	0
Burglary	147	23	17	1
Counterfeiting/Forgery	53	12	8	0
Destruction/Damage/Vandalism	148	25	8	7
Embezzlement	9	2	2	0
Extortion/Blackmail	0	0	0	0
Fraud - False Pretenses	78	24	18	2
Fraud - Credit Card/ATM	4	1	1	0
Fraud - Impersonation	18	12	9	0
Fraud - Welfare	0	0	0	0
Fraud - Wire	0	0	0	0
Motor Vehicle Theft	42	5	7	1
Robbery	15	7	6	2
Stolen Property Offense	1	1	0	0
Theft - Pocket Picking	1	0	0	0
Theft - Purse Snatching	1	0	0	0
Theft - Shoplifting	125	105	89	48
Theft from Building	82	8	5	2
Theft from Coin Machine	1	0	0	0
Theft from Motor Vehicle	71	2	0	0
Theft of Motor Vehicle Parts	74	4	7	0
Theft - All Other Larceny	133	11	13	3
<b>Crimes Against Society</b>				
Drug/Narcotic Violations	45	44	55	6
Drug/Narcotic Equipment Violations	28	26	7	0
Gambling-Betting/Wagering	0	0	0	0
Gambling-Operating/Promoting	0	0	0	0
Gambling-Equipment Violation	0	0	0	0
Gambling-Sports Tampering	0	0	0	0
Pornography/Obscene Materials	0	0	0	0
Prostitution	0	0	0	0
Prostitution-Assisting/Promoting	0	0	0	0
Weapon Law Violations	9	9	5	1
<b>Total Group A Offenses</b>	<b>1,441</b>	<b>519</b>	<b>399</b>	<b>99</b>



# Minor Hill Police Department

**2001 Population Estimate**                      **437**

**Offense Overview**

Offense Total                                      7  
 Number Cleared                                5  
 Percent Cleared                                71.4%  
  
 Group A Crimes per 100,000  
 population                                      1,601.8

**Arrest Overview**

Total Arrests                                    18  
 Adult Arrests                                    18  
 Juvenile Arrests                                0  
 Unknown Age                                    0  
  
 Arrests per 100,000 population            4,119.0  
  
 Avg. number offenses/incident              1.17

**Domestic Violence Victims**

Offense	Total	Arrests
Murder	0	0
Aggravated Assault	0	0
Simple Assault	1	1
Intimidation	0	0
Stalking	0	0
Forcible Rape	0	0
Forcible Sodomy	0	0
Sexual Assault w/Object	0	0
Forcible Fondling	0	0
Incest	0	0
Statutory Rape	0	0
Kidnapping/Abduction	0	0
<b>Total</b>	<b>1</b>	<b>1</b>

**TIBRS Group B Arrests**

Offense	Adult	Juvenile
Bad Checks	0	0
Curfew/Vagrancy	0	0
Disorderly Conduct	0	0
DUI	7	0
Drunkenness	1	0
Family-Non Violent	0	0
Liquor Law Violation	0	0
Peeping Tom	0	0
Runaway	0	0
Trespass	0	0
All Other Offense	6	0
<b>Total Group B</b>	<b>14</b>	<b>0</b>

TIBRS Group A Offenses	Offenses		Arrests	
	Reported	Cleared	Adult	Juvenile
<b>Crimes Against Persons</b>				
Murder	0	0	0	0
Negligent Manslaughter	0	0	0	0
Kidnapping/Abduction	0	0	0	0
Forcible Rape	0	0	0	0
Forcible Sodomy	0	0	0	0
Sexual Assault w/Object	0	0	0	0
Forcible Fondling	0	0	0	0
Incest	0	0	0	0
Statutory Rape	0	0	0	0
Aggravated Assault	0	0	0	0
Simple Assault	1	1	1	0
Intimidation	0	0	0	0
Stalking	0	0	0	0
<b>Crimes Against Property</b>				
Arson	0	0	0	0
Bribery	0	0	0	0
Burglary	0	0	0	0
Counterfeiting/Forgery	0	0	0	0
Destruction/Damage/Vandalism	0	0	0	0
Embezzlement	0	0	0	0
Extortion/Blackmail	0	0	0	0
Fraud - False Pretenses	0	0	0	0
Fraud - Credit Card/ATM	0	0	0	0
Fraud - Impersonation	0	0	0	0
Fraud - Welfare	0	0	0	0
Fraud - Wire	0	0	0	0
Motor Vehicle Theft	1	0	0	0
Robbery	0	0	0	0
Stolen Property Offense	0	0	0	0
Theft - Pocket Picking	0	0	0	0
Theft - Purse Snatching	0	0	0	0
Theft - Shoplifting	0	0	0	0
Theft from Building	1	0	0	0
Theft from Coin Machine	0	0	0	0
Theft from Motor Vehicle	0	0	0	0
Theft of Motor Vehicle Parts	0	0	0	0
Theft - All Other Larceny	0	0	0	0
<b>Crimes Against Society</b>				
Drug/Narcotic Violations	3	3	3	0
Drug/Narcotic Equipment Violations	1	1	0	0
Gambling-Betting/Wagering	0	0	0	0
Gambling-Operating/Promoting	0	0	0	0
Gambling-Equipment Violation	0	0	0	0
Gambling-Sports Tampering	0	0	0	0
Pornography/Obscene Materials	0	0	0	0
Prostitution	0	0	0	0
Prostitution-Assisting/Promoting	0	0	0	0
Weapon Law Violations	0	0	0	0
<b>Total Group A Offenses</b>	<b>7</b>	<b>5</b>	<b>4</b>	<b>0</b>





# Monteagle Police Department

<b>2001 Population Estimate</b>	<b>1,238</b>
<b>Offense Overview</b>	
Offense Total	85
Number Cleared	35
Percent Cleared	41.2%
Group A Crimes per 100,000 population	6,865.9
<b>Arrest Overview</b>	
Total Arrests	180
Adult Arrests	173
Juvenile Arrests	4
Unknown Age	3
Arrests per 100,000 population	14,539.6
Avg. number offenses/incident	1.13

<b>Domestic Violence Victims</b>		
Offense	Total	Arrests
Murder	0	0
Aggravated Assault	2	2
Simple Assault	3	3
Intimidation	0	0
Stalking	0	0
Forcible Rape	0	0
Forcible Sodomy	0	0
Sexual Assault w/Object	0	0
Forcible Fondling	0	0
Incest	0	0
Statutory Rape	0	0
Kidnapping/Abduction	0	0
<b>Total</b>	<b>5</b>	<b>5</b>

<b>TIBRS Group B Arrests</b>		
Offense	Adult	Juvenile
Bad Checks	0	0
Curfew/Vagrancy	0	0
Disorderly Conduct	5	0
DUI	19	0
Drunkenness	72	0
Family-Non Violent	0	0
Liquor Law Violation	29	1
Peeping Tom	0	0
Runaway	0	0
Trespass	3	0
All Other Offense	20	0
<b>Total Group B</b>	<b>148</b>	<b>1</b>

<b>TIBRS Group A Offenses</b>	<b>Offenses</b>		<b>Arrests</b>	
	Reported	Cleared	Adult	Juvenile
<b>Crimes Against Persons</b>				
Murder	0	0	0	0
Negligent Manslaughter	0	0	0	0
Kidnapping/Abduction	0	0	0	0
Forcible Rape	0	0	0	0
Forcible Sodomy	0	0	0	0
Sexual Assault w/Object	0	0	0	0
Forcible Fondling	0	0	0	0
Incest	0	0	0	0
Statutory Rape	0	0	0	0
Aggravated Assault	8	5	5	0
Simple Assault	7	6	5	0
Intimidation	0	0	0	0
Stalking	0	0	0	0
<b>Crimes Against Property</b>				
Arson	0	0	0	0
Bribery	0	0	0	0
Burglary	8	0	0	0
Counterfeiting/Forgery	2	0	0	0
Destruction/Damage/Vandalism	16	2	1	0
Embezzlement	0	0	0	0
Extortion/Blackmail	0	0	0	0
Fraud - False Pretenses	0	0	0	0
Fraud - Credit Card/ATM	0	0	0	0
Fraud - Impersonation	0	0	0	0
Fraud - Welfare	0	0	0	0
Fraud - Wire	0	0	0	0
Motor Vehicle Theft	5	0	0	0
Robbery	0	0	0	0
Stolen Property Offense	5	5	2	3
Theft - Pocket Picking	0	0	0	0
Theft - Purse Snatching	0	0	0	0
Theft - Shoplifting	4	3	3	0
Theft from Building	1	0	0	0
Theft from Coin Machine	1	0	0	0
Theft from Motor Vehicle	8	0	0	0
Theft of Motor Vehicle Parts	1	0	0	0
Theft - All Other Larceny	5	1	1	0
<b>Crimes Against Society</b>				
Drug/Narcotic Violations	7	7	5	0
Drug/Narcotic Equipment Violations	5	5	3	0
Gambling-Betting/Wagering	0	0	0	0
Gambling-Operating/Promoting	0	0	0	0
Gambling-Equipment Violation	0	0	0	0
Gambling-Sports Tampering	0	0	0	0
Pornography/Obscene Materials	0	0	0	0
Prostitution	0	0	0	0
Prostitution-Assisting/Promoting	0	0	0	0
Weapon Law Violations	2	1	0	0
<b>Total Group A Offenses</b>	<b>85</b>	<b>35</b>	<b>25</b>	<b>3</b>



# Monterey Police Department

<b>2001 Population Estimate</b>	<b>2,717</b>
<b>Offense Overview</b>	
Offense Total	143
Number Cleared	48
Percent Cleared	33.6%
Group A Crimes per 100,000 population	5,263.2
<b>Arrest Overview</b>	
Total Arrests	167
Adult Arrests	158
Juvenile Arrests	3
Unknown Age	6
Arrests per 100,000 population	6,146.5
Avg. number offenses/incident	1.08

Domestic Violence Victims		
Offense	Total	Arrests
Murder	0	0
Aggravated Assault	3	2
Simple Assault	12	9
Intimidation	0	0
Stalking	0	0
Forcible Rape	0	0
Forcible Sodomy	0	0
Sexual Assault w/Object	0	0
Forcible Fondling	0	0
Incest	0	0
Statutory Rape	0	0
Kidnapping/Abduction	0	0
<b>Total</b>	<b>15</b>	<b>11</b>

TIBRS Group B Arrests		
Offense	Adult	Juvenile
Bad Checks	0	0
Curfew/Vagrancy	0	0
Disorderly Conduct	6	0
DUI	27	0
Drunkness	41	0
Family-Non Violent	0	0
Liquor Law Violation	0	0
Peeping Tom	0	0
Runaway	0	0
Trespass	1	0
All Other Offense	46	1
<b>Total Group B</b>	<b>121</b>	<b>1</b>

TIBRS Group A Offenses	Offenses		Arrests	
	Reported	Cleared	Adult	Juvenile
<b>Crimes Against Persons</b>				
Murder	0	0	0	0
Negligent Manslaughter	0	0	0	0
Kidnapping/Abduction	0	0	0	0
Forcible Rape	0	0	0	0
Forcible Sodomy	0	0	0	0
Sexual Assault w/Object	0	0	0	0
Forcible Fondling	2	1	1	0
Incest	0	0	0	0
Statutory Rape	0	0	0	0
Aggravated Assault	5	4	3	0
Simple Assault	24	14	12	1
Intimidation	0	0	0	0
Stalking	1	1	1	0
<b>Crimes Against Property</b>				
Arson	0	0	0	0
Bribery	0	0	0	0
Burglary	25	1	2	0
Counterfeiting/Forgery	2	2	2	0
Destruction/Damage/Vandalism	16	1	0	0
Embezzlement	0	0	0	0
Extortion/Blackmail	0	0	0	0
Fraud - False Pretenses	0	0	0	0
Fraud - Credit Card/ATM	0	0	0	0
Fraud - Impersonation	0	0	0	0
Fraud - Welfare	0	0	0	0
Fraud - Wire	0	0	0	0
Motor Vehicle Theft	9	5	2	1
Robbery	0	0	0	0
Stolen Property Offense	0	0	0	0
Theft - Pocket Picking	0	0	0	0
Theft - Purse Snatching	0	0	0	0
Theft - Shoplifting	2	1	1	0
Theft from Building	14	0	0	0
Theft from Coin Machine	0	0	0	0
Theft from Motor Vehicle	12	1	0	0
Theft of Motor Vehicle Parts	9	1	0	0
Theft - All Other Larceny	6	0	0	0
<b>Crimes Against Society</b>				
Drug/Narcotic Violations	11	11	10	0
Drug/Narcotic Equipment Violations	5	5	3	0
Gambling-Betting/Wagering	0	0	0	0
Gambling-Operating/Promoting	0	0	0	0
Gambling-Equipment Violation	0	0	0	0
Gambling-Sports Tampering	0	0	0	0
Pornography/Obscene Materials	0	0	0	0
Prostitution	0	0	0	0
Prostitution-Assisting/Promoting	0	0	0	0
Weapon Law Violations	0	0	0	0
<b>Total Group A Offenses</b>	<b>143</b>	<b>48</b>	<b>37</b>	<b>2</b>



# Morristown Police Department

<b>2001 Population Estimate</b>	<b>24,965</b>
<b>Offense Overview</b>	
Offense Total	4,275
Number Cleared	1,729
Percent Cleared	40.4%

Group A Crimes per 100,000 population	17,124.0
---------------------------------------	----------

<b>Arrest Overview</b>	
Total Arrests	1,825
Adult Arrests	1,555
Juvenile Arrests	261
Unknown Age	9

Arrests per 100,000 population	7,310.2
--------------------------------	---------

Avg. number offenses/incident	1.14
-------------------------------	------

<b>Domestic Violence Victims</b>		
Offense	Total	Arrests
Murder	1	1
Aggravated Assault	20	4
Simple Assault	172	41
Intimidation	18	0
Stalking	4	0
Forcible Rape	0	0
Forcible Sodomy	3	2
Sexual Assault w/Object	0	0
Forcible Fondling	4	0
Incest	0	0
Statutory Rape	0	0
Kidnapping/Abduction	0	0
<b>Total</b>	<b>222</b>	<b>48</b>

<b>TIBRS Group B Arrests</b>		
Offense	Adult	Juvenile
Bad Checks	0	0
Curfew/Vagrancy	0	0
Disorderly Conduct	52	33
DUI	259	4
Drunkenness	312	5
Family-Non Violent	1	2
Liquor Law Violation	39	27
Peeping Tom	0	0
Runaway	0	1
Trespass	33	1
All Other Offense	90	13
<b>Total Group B</b>	<b>786</b>	<b>86</b>

<b>TIBRS Group A Offenses</b>	<b>Offenses</b>		<b>Arrests</b>	
	Reported	Cleared	Adult	Juvenile
<b>Crimes Against Persons</b>				
Murder	4	1	1	0
Negligent Manslaughter	0	0	0	0
Kidnapping/Abduction	2	0	0	0
Forcible Rape	5	4	2	0
Forcible Sodomy	3	3	2	0
Sexual Assault w/Object	1	1	0	0
Forcible Fondling	19	9	2	0
Incest	0	0	0	0
Statutory Rape	5	2	1	0
Aggravated Assault	124	57	20	4
Simple Assault	525	262	84	23
Intimidation	137	54	2	1
Stalking	10	5	3	0
<b>Crimes Against Property</b>				
Arson	17	5	3	0
Bribery	0	0	0	0
Burglary	212	34	19	11
Counterfeiting/Forgery	313	159	32	2
Destruction/Damage/Vandalism	467	91	21	11
Embezzlement	31	14	0	0
Extortion/Blackmail	0	0	0	0
Fraud - False Pretenses	428	216	11	0
Fraud - Credit Card/ATM	46	23	3	0
Fraud - Impersonation	9	8	1	0
Fraud - Welfare	0	0	0	0
Fraud - Wire	1	0	0	0
Motor Vehicle Theft	109	6	1	0
Robbery	34	16	12	2
Stolen Property Offense	0	0	0	0
Theft - Pocket Picking	0	0	0	0
Theft - Purse Snatching	4	0	0	0
Theft - Shoplifting	306	249	203	83
Theft from Building	320	83	50	6
Theft from Coin Machine	22	2	1	0
Theft from Motor Vehicle	251	27	6	2
Theft of Motor Vehicle Parts	265	17	9	4
Theft - All Other Larceny	256	35	24	2
<b>Crimes Against Society</b>				
Drug/Narcotic Violations	234	232	210	24
Drug/Narcotic Equipment Violations	89	88	25	0
Gambling-Betting/Wagering	0	0	0	0
Gambling-Operating/Promoting	0	0	0	0
Gambling-Equipment Violation	0	0	0	0
Gambling-Sports Tampering	0	0	0	0
Pornography/Obscene Materials	1	1	1	0
Prostitution	0	0	0	0
Prostitution-Assisting/Promoting	0	0	0	0
Weapon Law Violations	25	25	20	0
<b>Total Group A Offenses</b>	<b>4,275</b>	<b>1,729</b>	<b>769</b>	<b>175</b>



# Moscow Police Department

<b>2001 Population Estimate</b>	<b>422</b>
<b>Offense Overview</b>	
Offense Total	26
Number Cleared	15
Percent Cleared	57.7%

Group A Crimes per 100,000 population	6,161.1
---------------------------------------	---------

<b>Arrest Overview</b>	
Total Arrests	17
Adult Arrests	17
Juvenile Arrests	0
Unknown Age	0

Arrests per 100,000 population	4,028.4
--------------------------------	---------

Avg. number offenses/incident	1.08
-------------------------------	------

<b>Domestic Violence Victims</b>		
Offense	Total	Arrests
Murder	0	0
Aggravated Assault	1	1
Simple Assault	0	0
Intimidation	0	0
Stalking	0	0
Forcible Rape	0	0
Forcible Sodomy	0	0
Sexual Assault w/Object	0	0
Forcible Fondling	0	0
Incest	0	0
Statutory Rape	0	0
Kidnapping/Abduction	0	0
<b>Total</b>	<b>1</b>	<b>1</b>

<b>TIBRS Group B Arrests</b>		
Offense	Adult	Juvenile
Bad Checks	0	0
Curfew/Vagrancy	0	0
Disorderly Conduct	0	0
DUI	2	0
Drunkness	1	0
Family-Non Violent	0	0
Liquor Law Violation	0	0
Peeping Tom	0	0
Runaway	0	0
Trespass	0	0
All Other Offense	1	0
<b>Total Group B</b>	<b>4</b>	<b>0</b>

<b>TIBRS Group A Offenses</b>	<b>Offenses</b>		<b>Arrests</b>	
	Reported	Cleared	Adult	Juvenile
<b>Crimes Against Persons</b>				
Murder	0	0	0	0
Negligent Manslaughter	0	0	0	0
Kidnapping/Abduction	0	0	0	0
Forcible Rape	0	0	0	0
Forcible Sodomy	0	0	0	0
Sexual Assault w/Object	0	0	0	0
Forcible Fondling	0	0	0	0
Incest	0	0	0	0
Statutory Rape	0	0	0	0
Aggravated Assault	2	2	2	0
Simple Assault	1	1	1	0
Intimidation	2	0	0	0
Stalking	0	0	0	0
<b>Crimes Against Property</b>				
Arson	0	0	0	0
Bribery	0	0	0	0
Burglary	2	0	0	0
Counterfeiting/Forgery	0	0	0	0
Destruction/Damage/Vandalism	3	0	0	0
Embezzlement	0	0	0	0
Extortion/Blackmail	0	0	0	0
Fraud - False Pretenses	0	0	0	0
Fraud - Credit Card/ATM	0	0	0	0
Fraud - Impersonation	0	0	0	0
Fraud - Welfare	0	0	0	0
Fraud - Wire	0	0	0	0
Motor Vehicle Theft	1	0	0	0
Robbery	0	0	0	0
Stolen Property Offense	0	0	0	0
Theft - Pocket Picking	1	0	0	0
Theft - Purse Snatching	0	0	0	0
Theft - Shoplifting	1	1	1	0
Theft from Building	0	0	0	0
Theft from Coin Machine	0	0	0	0
Theft from Motor Vehicle	1	0	0	0
Theft of Motor Vehicle Parts	1	0	0	0
Theft - All Other Larceny	0	0	0	0
<b>Crimes Against Society</b>				
Drug/Narcotic Violations	6	6	6	0
Drug/Narcotic Equipment Violations	3	3	1	0
Gambling-Betting/Wagering	0	0	0	0
Gambling-Operating/Promoting	0	0	0	0
Gambling-Equipment Violation	0	0	0	0
Gambling-Sports Tampering	0	0	0	0
Pornography/Obscene Materials	0	0	0	0
Prostitution	0	0	0	0
Prostitution-Assisting/Promoting	0	0	0	0
Weapon Law Violations	2	2	2	0
<b>Total Group A Offenses</b>	<b>26</b>	<b>15</b>	<b>13</b>	<b>0</b>



# Mount Carmel Police Department

<b>2001 Population Estimate</b>	<b>4,795</b>
<b>Offense Overview</b>	
Offense Total	163
Number Cleared	81
Percent Cleared	49.7%
Group A Crimes per 100,000 population	3,399.4
<b>Arrest Overview</b>	
Total Arrests	118
Adult Arrests	107
Juvenile Arrests	11
Unknown Age	0
Arrests per 100,000 population	2,460.9
Avg. number offenses/incident	1.10

<b>Domestic Violence Victims</b>		
Offense	Total	Arrests
Murder	0	0
Aggravated Assault	3	2
Simple Assault	21	14
Intimidation	4	1
Stalking	0	0
Forcible Rape	0	0
Forcible Sodomy	0	0
Sexual Assault w/Object	0	0
Forcible Fondling	0	0
Incest	0	0
Statutory Rape	0	0
Kidnapping/Abduction	0	0
<b>Total</b>	<b>28</b>	<b>17</b>

<b>TIBRS Group B Arrests</b>		
Offense	Adult	Juvenile
Bad Checks	0	0
Curfew/Vagrancy	0	2
Disorderly Conduct	0	0
DUI	32	0
Drunkenness	18	1
Family-Non Violent	0	0
Liquor Law Violation	12	4
Peeping Tom	0	0
Runaway	0	0
Trespass	0	0
All Other Offense	0	0
<b>Total Group B</b>	<b>62</b>	<b>7</b>

<b>TIBRS Group A Offenses</b>	<b>Offenses</b>		<b>Arrests</b>	
	<b>Reported</b>	<b>Cleared</b>	<b>Adult</b>	<b>Juvenile</b>
<b>Crimes Against Persons</b>				
Murder	0	0	0	0
Negligent Manslaughter	0	0	0	0
Kidnapping/Abduction	0	0	0	0
Forcible Rape	0	0	0	0
Forcible Sodomy	0	0	0	0
Sexual Assault w/Object	0	0	0	0
Forcible Fondling	1	0	0	0
Incest	0	0	0	0
Statutory Rape	0	0	0	0
Aggravated Assault	5	4	3	0
Simple Assault	28	23	12	2
Intimidation	11	7	2	0
Stalking	0	0	0	0
<b>Crimes Against Property</b>				
Arson	0	0	0	0
Bribery	0	0	0	0
Burglary	15	2	3	0
Counterfeiting/Forgery	0	0	0	0
Destruction/Damage/Vandalism	28	4	1	0
Embezzlement	1	0	0	0
Extortion/Blackmail	0	0	0	0
Fraud - False Pretenses	0	0	0	0
Fraud - Credit Card/ATM	1	0	0	0
Fraud - Impersonation	2	1	1	0
Fraud - Welfare	0	0	0	0
Fraud - Wire	0	0	0	0
Motor Vehicle Theft	4	0	0	0
Robbery	0	0	0	0
Stolen Property Offense	1	1	1	0
Theft - Pocket Picking	0	0	0	0
Theft - Purse Snatching	0	0	0	0
Theft - Shoplifting	3	0	0	0
Theft from Building	7	6	1	1
Theft from Coin Machine	1	0	0	0
Theft from Motor Vehicle	7	0	0	0
Theft of Motor Vehicle Parts	3	0	0	0
Theft - All Other Larceny	14	2	0	0
<b>Crimes Against Society</b>				
Drug/Narcotic Violations	15	15	15	0
Drug/Narcotic Equipment Violations	12	12	4	0
Gambling-Betting/Wagering	0	0	0	0
Gambling-Operating/Promoting	0	0	0	0
Gambling-Equipment Violation	0	0	0	0
Gambling-Sports Tampering	0	0	0	0
Pornography/Obscene Materials	0	0	0	0
Prostitution	0	0	0	0
Prostitution-Assisting/Promoting	0	0	0	0
Weapon Law Violations	4	4	2	1
<b>Total Group A Offenses</b>	<b>163</b>	<b>81</b>	<b>45</b>	<b>4</b>



# Mount Juliet Police Department

**2001 Population Estimate**                      **12,366**

**Offense Overview**

Offense Total                                      1,084  
 Number Cleared                                195  
 Percent Cleared                                 18.0%

Group A Crimes per 100,000  
 population                                        8,766.0

**Arrest Overview**

Total Arrests                                    259  
 Adult Arrests                                    237  
 Juvenile Arrests                                21  
 Unknown Age                                    1

Arrests per 100,000 population            2,094.5

Avg. number offenses/incident              1.14

Domestic Violence Victims		
Offense	Total	Arrests
Murder	0	0
Aggravated Assault	13	7
Simple Assault	55	29
Intimidation	10	0
Stalking	1	0
Forcible Rape	0	0
Forcible Sodomy	2	0
Sexual Assault w/Object	0	0
Forcible Fondling	5	0
Incest	0	0
Statutory Rape	1	0
Kidnapping/Abduction	0	0
<b>Total</b>	<b>87</b>	<b>36</b>

TIBRS Group B Arrests		
Offense	Adult	Juvenile
Bad Checks	0	0
Curfew/Vagrancy	0	0
Disorderly Conduct	5	1
DUI	42	0
Drunkenness	24	0
Family-Non Violent	0	0
Liquor Law Violation	4	4
Peeping Tom	0	0
Runaway	0	0
Trespass	0	0
All Other Offense	7	3
<b>Total Group B</b>	<b>82</b>	<b>8</b>

TIBRS Group A Offenses	Offenses		Arrests	
	Reported	Cleared	Adult	Juvenile
<b>Crimes Against Persons</b>				
Murder	0	0	0	0
Negligent Manslaughter	0	0	0	0
Kidnapping/Abduction	1	1	0	0
Forcible Rape	4	2	1	1
Forcible Sodomy	2	0	0	0
Sexual Assault w/Object	3	0	0	0
Forcible Fondling	11	0	0	0
Incest	0	0	0	0
Statutory Rape	1	0	0	0
Aggravated Assault	48	14	12	0
Simple Assault	125	43	44	1
Intimidation	61	0	0	0
Stalking	2	0	0	0
<b>Crimes Against Property</b>				
Arson	1	0	0	0
Bribery	0	0	0	0
Burglary	83	2	2	1
Counterfeiting/Forgery	28	0	0	0
Destruction/Damage/Vandalism	148	4	1	0
Embezzlement	0	0	0	0
Extortion/Blackmail	0	0	0	0
Fraud - False Pretenses	5	0	0	0
Fraud - Credit Card/ATM	7	0	0	0
Fraud - Impersonation	1	1	1	0
Fraud - Welfare	0	0	0	0
Fraud - Wire	0	0	0	0
Motor Vehicle Theft	31	0	0	0
Robbery	4	1	1	0
Stolen Property Offense	0	0	0	0
Theft - Pocket Picking	0	0	0	0
Theft - Purse Snatching	1	0	0	0
Theft - Shoplifting	49	14	13	1
Theft from Building	33	0	0	0
Theft from Coin Machine	3	0	0	0
Theft from Motor Vehicle	67	3	0	0
Theft of Motor Vehicle Parts	50	1	0	0
Theft - All Other Larceny	190	2	2	1
<b>Crimes Against Society</b>				
Drug/Narcotic Violations	80	69	67	7
Drug/Narcotic Equipment Violations	39	33	9	0
Gambling-Betting/Wagering	0	0	0	0
Gambling-Operating/Promoting	0	0	0	0
Gambling-Equipment Violation	0	0	0	0
Gambling-Sports Tampering	0	0	0	0
Pornography/Obscene Materials	1	0	0	0
Prostitution	0	0	0	0
Prostitution-Assisting/Promoting	0	0	0	0
Weapon Law Violations	5	5	2	1
<b>Total Group A Offenses</b>	<b>1,084</b>	<b>195</b>	<b>155</b>	<b>13</b>



# Mount Pleasant Police Department

<b>2001 Population Estimate</b>	<b>4,491</b>
<b>Offense Overview</b>	
Offense Total	581
Number Cleared	217
Percent Cleared	37.3%
Group A Crimes per 100,000 population	12,937.0

<b>Arrest Overview</b>	
Total Arrests	306
Adult Arrests	246
Juvenile Arrests	59
Unknown Age	1
Arrests per 100,000 population	6,813.6
Avg. number offenses/incident	1.13

<b>Domestic Violence Victims</b>		
Offense	Total	Arrests
Murder	0	0
Aggravated Assault	5	4
Simple Assault	35	31
Intimidation	0	0
Stalking	0	0
Forcible Rape	0	0
Forcible Sodomy	0	0
Sexual Assault w/Object	0	0
Forcible Fondling	0	0
Incest	0	0
Statutory Rape	0	0
Kidnapping/Abduction	0	0
<b>Total</b>	<b>40</b>	<b>35</b>

<b>TIBRS Group B Arrests</b>		
Offense	Adult	Juvenile
Bad Checks	0	0
Curfew/Vagrancy	0	2
Disorderly Conduct	13	0
DUI	28	0
Drunkenness	14	0
Family-Non Violent	0	0
Liquor Law Violation	9	0
Peeping Tom	0	0
Runaway	0	3
Trespass	6	3
All Other Offense	13	9
<b>Total Group B</b>	<b>83</b>	<b>17</b>

<b>TIBRS Group A Offenses</b>	<b>Offenses</b>		<b>Arrests</b>	
	Reported	Cleared	Adult	Juvenile
<b>Crimes Against Persons</b>				
Murder	4	4	4	0
Negligent Manslaughter	0	0	0	0
Kidnapping/Abduction	2	2	0	0
Forcible Rape	2	0	0	0
Forcible Sodomy	0	0	0	0
Sexual Assault w/Object	0	0	0	0
Forcible Fondling	3	2	0	0
Incest	0	0	0	0
Statutory Rape	3	2	2	0
Aggravated Assault	34	17	12	2
Simple Assault	81	53	37	5
Intimidation	23	1	0	0
Stalking	0	0	0	0
<b>Crimes Against Property</b>				
Arson	2	1	1	0
Bribery	0	0	0	0
Burglary	52	9	4	7
Counterfeiting/Forgery	19	4	3	0
Destruction/Damage/Vandalism	100	29	29	6
Embezzlement	1	1	2	0
Extortion/Blackmail	0	0	0	0
Fraud - False Pretenses	2	1	0	0
Fraud - Credit Card/ATM	1	0	0	0
Fraud - Impersonation	0	0	0	0
Fraud - Welfare	0	0	0	0
Fraud - Wire	0	0	0	0
Motor Vehicle Theft	9	1	1	0
Robbery	7	3	4	0
Stolen Property Offense	0	0	0	0
Theft - Pocket Picking	0	0	0	0
Theft - Purse Snatching	0	0	0	0
Theft - Shoplifting	10	8	7	1
Theft from Building	10	2	2	0
Theft from Coin Machine	2	0	0	0
Theft from Motor Vehicle	41	11	11	11
Theft of Motor Vehicle Parts	18	0	0	0
Theft - All Other Larceny	98	11	6	3
<b>Crimes Against Society</b>				
Drug/Narcotic Violations	39	37	29	6
Drug/Narcotic Equipment Violations	13	13	7	1
Gambling-Betting/Wagering	0	0	0	0
Gambling-Operating/Promoting	0	0	0	0
Gambling-Equipment Violation	1	1	1	0
Gambling-Sports Tampering	0	0	0	0
Pornography/Obscene Materials	0	0	0	0
Prostitution	0	0	0	0
Prostitution-Assisting/Promoting	0	0	0	0
Weapon Law Violations	4	4	1	0
<b>Total Group A Offenses</b>	<b>581</b>	<b>217</b>	<b>163</b>	<b>42</b>



# Mountain City Police Department

<b>2001 Population Estimate</b>	<b>2,383</b>
<b>Offense Overview</b>	
Offense Total	66
Number Cleared	15
Percent Cleared	22.7%
Group A Crimes per 100,000 population	2,769.6
<b>Arrest Overview</b>	
Total Arrests	48
Adult Arrests	47
Juvenile Arrests	0
Unknown Age	1
Arrests per 100,000 population	2,014.3
Avg. number offenses/incident	1.10

<b>Domestic Violence Victims</b>		
Offense	Total	Arrests
Murder	0	0
Aggravated Assault	2	1
Simple Assault	3	3
Intimidation	0	0
Stalking	0	0
Forcible Rape	0	0
Forcible Sodomy	0	0
Sexual Assault w/Object	0	0
Forcible Fondling	0	0
Incest	0	0
Statutory Rape	0	0
Kidnapping/Abduction	0	0
<b>Total</b>	<b>5</b>	<b>4</b>

<b>TIBRS Group B Arrests</b>		
Offense	Adult	Juvenile
Bad Checks	0	0
Curfew/Vagrancy	0	0
Disorderly Conduct	0	0
DUI	7	0
Drunkenness	8	0
Family-Non Violent	0	0
Liquor Law Violation	0	0
Peeping Tom	0	0
Runaway	0	0
Trespass	0	0
All Other Offense	16	0
<b>Total Group B</b>	<b>31</b>	<b>0</b>

<b>TIBRS Group A Offenses</b>	<b>Offenses</b>		<b>Arrests</b>	
	Reported	Cleared	Adult	Juvenile
<b>Crimes Against Persons</b>				
Murder	0	0	0	0
Negligent Manslaughter	0	0	0	0
Kidnapping/Abduction	0	0	0	0
Forcible Rape	0	0	0	0
Forcible Sodomy	0	0	0	0
Sexual Assault w/Object	0	0	0	0
Forcible Fondling	0	0	0	0
Incest	0	0	0	0
Statutory Rape	0	0	0	0
Aggravated Assault	9	9	8	0
Simple Assault	8	4	3	0
Intimidation	0	0	0	0
Stalking	0	0	0	0
<b>Crimes Against Property</b>				
Arson	0	0	0	0
Bribery	0	0	0	0
Burglary	8	0	0	0
Counterfeiting/Forgery	0	0	0	0
Destruction/Damage/Vandalism	11	0	0	0
Embezzlement	0	0	0	0
Extortion/Blackmail	0	0	0	0
Fraud - False Pretenses	1	0	0	0
Fraud - Credit Card/ATM	1	0	0	0
Fraud - Impersonation	0	0	0	0
Fraud - Welfare	0	0	0	0
Fraud - Wire	0	0	0	0
Motor Vehicle Theft	4	0	0	0
Robbery	0	0	0	0
Stolen Property Offense	0	0	0	0
Theft - Pocket Picking	0	0	0	0
Theft - Purse Snatching	0	0	0	0
Theft - Shoplifting	2	0	0	0
Theft from Building	8	0	0	0
Theft from Coin Machine	0	0	0	0
Theft from Motor Vehicle	5	0	0	0
Theft of Motor Vehicle Parts	1	0	0	0
Theft - All Other Larceny	6	0	0	0
<b>Crimes Against Society</b>				
Drug/Narcotic Violations	1	1	5	0
Drug/Narcotic Equipment Violations	0	0	0	0
Gambling-Betting/Wagering	0	0	0	0
Gambling-Operating/Promoting	0	0	0	0
Gambling-Equipment Violation	0	0	0	0
Gambling-Sports Tampering	0	0	0	0
Pornography/Obscene Materials	0	0	0	0
Prostitution	0	0	0	0
Prostitution-Assisting/Promoting	0	0	0	0
Weapon Law Violations	1	1	0	0
<b>Total Group A Offenses</b>	<b>66</b>	<b>15</b>	<b>16</b>	<b>0</b>





# Munford Police Department

<b>2001 Population Estimate</b>	<b>4,708</b>
<b>Offense Overview</b>	
Offense Total	491
Number Cleared	149
Percent Cleared	30.3%
Group A Crimes per 100,000 population	10,429.1

<b>Arrest Overview</b>	
Total Arrests	203
Adult Arrests	135
Juvenile Arrests	67
Unknown Age	1
Arrests per 100,000 population	4,311.8
Avg. number offenses/incident	1.10

Domestic Violence Victims		
Offense	Total	Arrests
Murder	0	0
Aggravated Assault	0	0
Simple Assault	24	23
Intimidation	2	1
Stalking	0	0
Forcible Rape	0	0
Forcible Sodomy	0	0
Sexual Assault w/Object	0	0
Forcible Fondling	0	0
Incest	0	0
Statutory Rape	0	0
Kidnapping/Abduction	0	0
<b>Total</b>	<b>26</b>	<b>24</b>

TIBRS Group B Arrests		
Offense	Adult	Juvenile
Bad Checks	0	0
Curfew/Vagrancy	0	0
Disorderly Conduct	4	1
DUI	11	1
Drunkenness	3	1
Family-Non Violent	1	0
Liquor Law Violation	4	3
Peeping Tom	0	0
Runaway	0	3
Trespass	4	2
All Other Offense	4	5
<b>Total Group B</b>	<b>31</b>	<b>16</b>

TIBRS Group A Offenses	Offenses		Arrests	
	Reported	Cleared	Adult	Juvenile
<b>Crimes Against Persons</b>				
Murder	0	0	0	0
Negligent Manslaughter	0	0	0	0
Kidnapping/Abduction	0	0	0	0
Forcible Rape	1	1	1	0
Forcible Sodomy	0	0	0	0
Sexual Assault w/Object	0	0	0	0
Forcible Fondling	0	0	0	0
Incest	0	0	0	0
Statutory Rape	0	0	0	0
Aggravated Assault	16	10	4	6
Simple Assault	86	42	37	8
Intimidation	54	3	1	2
Stalking	1	0	0	0
<b>Crimes Against Property</b>				
Arson	0	0	0	0
Bribery	0	0	0	0
Burglary	40	5	5	2
Counterfeiting/Forgery	5	4	2	0
Destruction/Damage/Vandalism	102	6	2	5
Embezzlement	0	0	0	0
Extortion/Blackmail	0	0	0	0
Fraud - False Pretenses	5	2	2	0
Fraud - Credit Card/ATM	0	0	0	0
Fraud - Impersonation	10	6	5	0
Fraud - Welfare	0	0	0	0
Fraud - Wire	0	0	0	0
Motor Vehicle Theft	10	1	1	0
Robbery	2	1	2	0
Stolen Property Offense	0	0	0	0
Theft - Pocket Picking	0	0	0	0
Theft - Purse Snatching	0	0	0	0
Theft - Shoplifting	5	1	1	0
Theft from Building	42	6	3	2
Theft from Coin Machine	0	0	0	0
Theft from Motor Vehicle	19	1	0	3
Theft of Motor Vehicle Parts	9	1	0	0
Theft - All Other Larceny	25	1	0	1
<b>Crimes Against Society</b>				
Drug/Narcotic Violations	45	44	38	21
Drug/Narcotic Equipment Violations	11	11	0	0
Gambling-Betting/Wagering	0	0	0	0
Gambling-Operating/Promoting	0	0	0	0
Gambling-Equipment Violation	0	0	0	0
Gambling-Sports Tampering	0	0	0	0
Pornography/Obscene Materials	0	0	0	0
Prostitution	0	0	0	0
Prostitution-Assisting/Promoting	0	0	0	0
Weapon Law Violations	3	3	0	1
<b>Total Group A Offenses</b>	<b>491</b>	<b>149</b>	<b>104</b>	<b>51</b>



# Murfreesboro Police Department

<b>2001 Population Estimate</b>	<b>68,816</b>
<b>Offense Overview</b>	
Offense Total	7,524
Number Cleared	1,544
Percent Cleared	20.5%

Group A Crimes per 100,000 population	10,933.5
---------------------------------------	----------

<b>Arrest Overview</b>	
Total Arrests	3,500
Adult Arrests	3,127
Juvenile Arrests	370
Unknown Age	3

Arrests per 100,000 population	5,086.0
--------------------------------	---------

Avg. number offenses/incident	1.09
-------------------------------	------

## Domestic Violence Victims

Offense	Total	Arrests
Murder	0	0
Aggravated Assault	107	22
Simple Assault	434	82
Intimidation	141	0
Stalking	7	0
Forcible Rape	1	0
Forcible Sodomy	0	0
Sexual Assault w/Object	4	2
Forcible Fondling	6	0
Incest	0	0
Statutory Rape	0	0
Kidnapping/Abduction	4	0
<b>Total</b>	<b>704</b>	<b>106</b>

## TIBRS Group B Arrests

Offense	Adult	Juvenile
Bad Checks	2	0
Curfew/Vagrancy	1	29
Disorderly Conduct	60	19
DUI	503	5
Drunkenness	0	0
Family-Non Violent	15	0
Liquor Law Violation	668	31
Peeping Tom	0	0
Runaway	0	20
Trespass	49	2
All Other Offense	671	37
<b>Total Group B</b>	<b>1,969</b>	<b>143</b>

TIBRS Group A Offenses	Offenses		Arrests	
	Reported	Cleared	Adult	Juvenile
<b>Crimes Against Persons</b>				
Murder	0	0	0	0
Negligent Manslaughter	0	0	0	0
Kidnapping/Abduction	13	1	2	0
Forcible Rape	22	0	0	0
Forcible Sodomy	0	0	0	0
Sexual Assault w/Object	45	4	3	0
Forcible Fondling	20	1	1	0
Incest	0	0	0	0
Statutory Rape	18	3	2	0
Aggravated Assault	390	95	85	8
Simple Assault	1,186	236	180	18
Intimidation	309	8	0	0
Stalking	24	3	1	0
<b>Crimes Against Property</b>				
Arson	7	1	1	0
Bribery	0	0	0	0
Burglary	467	23	14	3
Counterfeiting/Forgery	193	20	13	1
Destruction/Damage/Vandalism	1,006	36	17	3
Embezzlement	15	3	2	0
Extortion/Blackmail	0	0	0	0
Fraud - False Pretenses	106	4	4	0
Fraud - Credit Card/ATM	96	3	2	0
Fraud - Impersonation	64	44	25	3
Fraud - Welfare	0	0	0	0
Fraud - Wire	0	0	0	0
Motor Vehicle Theft	201	13	9	1
Robbery	64	7	6	4
Stolen Property Offense	3	3	3	0
Theft - Pocket Picking	5	0	0	0
Theft - Purse Snatching	7	0	0	0
Theft - Shoplifting	448	297	229	130
Theft from Building	301	5	5	0
Theft from Coin Machine	23	0	0	0
Theft from Motor Vehicle	640	24	18	10
Theft of Motor Vehicle Parts	224	5	4	0
Theft - All Other Larceny	929	25	18	7
<b>Crimes Against Society</b>				
Drug/Narcotic Violations	415	405	370	31
Drug/Narcotic Equipment Violations	220	215	108	3
Gambling-Betting/Wagering	1	1	2	0
Gambling-Operating/Promoting	0	0	0	0
Gambling-Equipment Violation	0	0	0	0
Gambling-Sports Tampering	0	0	0	0
Pornography/Obscene Materials	1	0	0	0
Prostitution	0	0	0	0
Prostitution-Assisting/Promoting	6	6	5	0
Weapon Law Violations	55	53	29	5
<b>Total Group A Offenses</b>	<b>7,524</b>	<b>1,544</b>	<b>1,158</b>	<b>227</b>



# Nashville Metro Police Department

**2001 Population Estimate** 571,119

## Offense Overview

Offense Total 89,490  
 Number Cleared 19,238  
 Percent Cleared 21.5%

Group A Crimes per 100,000 population 15,669.2

## Arrest Overview

Total Arrests 24,084  
 Adult Arrests 21,412  
 Juvenile Arrests 2,672  
 Unknown Age 0

Arrests per 100,000 population 4,217.0

Avg. number offenses/incident 1.13

## Domestic Violence Victims

Offense	Total	Arrests
Murder	6	3
Aggravated Assault	1,363	407
Simple Assault	4,769	82
Intimidation	1,151	102
Stalking	50	3
Forcible Rape	45	4
Forcible Sodomy	24	0
Sexual Assault w/Object	15	0
Forcible Fondling	71	2
Incest	3	0
Statutory Rape	3	0
Kidnapping/Abduction	41	12
<b>Total</b>	<b>7,541</b>	<b>615</b>

## TIBRS Group B Arrests

Offense	Adult	Juvenile
Bad Checks	11	0
Curfew/Vagrancy	0	0
Disorderly Conduct	1,141	409
DUI	2,945	9
Drunkenness	585	7
Family-Non Violent	1	0
Liquor Law Violation	351	24
Peeping Tom	0	0
Runaway	0	118
Trespass	1,384	76
All Other Offense	5,499	799
<b>Total Group B</b>	<b>11,917</b>	<b>1,442</b>

TIBRS Group A Offenses	Offenses		Arrests	
	Reported	Cleared	Adult	Juvenile
<b>Crimes Against Persons</b>				
Murder	63	47	75	1
Negligent Manslaughter	1	1	2	0
Kidnapping/Abduction	216	60	54	1
Forcible Rape	407	94	20	10
Forcible Sodomy	80	19	0	0
Sexual Assault w/Object	40	11	0	0
Forcible Fondling	385	72	13	10
Incest	5	1	0	0
Statutory Rape	64	16	4	0
Aggravated Assault	6,163	2,164	2,041	126
Simple Assault	13,263	5,061	642	102
Intimidation	4,849	1,300	349	322
Stalking	239	74	15	0
<b>Crimes Against Property</b>				
Arson	162	8	119	6
Bribery	1	1	0	0
Burglary	7,563	485	111	45
Counterfeiting/Forgery	496	72	271	16
Destruction/Damage/Vandalism	12,506	1,180	161	35
Embezzlement	447	53	0	0
Extortion/Blackmail	9	2	1	0
Fraud - False Pretenses	1,250	164	125	4
Fraud - Credit Card/ATM	471	15	7	1
Fraud - Impersonation	530	22	197	7
Fraud - Welfare	1	0	3	0
Fraud - Wire	18	0	0	0
Motor Vehicle Theft	4,338	168	1	3
Robbery	2,108	205	142	37
Stolen Property Offense	42	10	6	1
Theft - Pocket Picking	139	7	0	0
Theft - Purse Snatching	127	9	0	0
Theft - Shoplifting	4,547	1,697	930	2
Theft from Building	4,894	328	0	0
Theft from Coin Machine	89	5	0	0
Theft from Motor Vehicle	6,439	164	84	24
Theft of Motor Vehicle Parts	4,934	36	0	0
Theft - All Other Larceny	4,312	403	1,064	237
<b>Crimes Against Society</b>				
Drug/Narcotic Violations	3,659	2,448	1,991	195
Drug/Narcotic Equipment Violations	2,891	1,799	571	7
Gambling-Betting/Wagering	28	13	12	1
Gambling-Operating/Promoting	30	17	16	0
Gambling-Equipment Violation	165	112	41	1
Gambling-Sports Tampering	0	0	0	0
Pornography/Obscene Materials	16	2	1	0
Prostitution	667	299	244	0
Prostitution-Assisting/Promoting	20	12	5	0
Weapon Law Violations	816	582	177	36
<b>Total Group A Offenses</b>	<b>89,490</b>	<b>19,238</b>	<b>9,495</b>	<b>1,230</b>



# New Hope Police Department

<b>2001 Population Estimate</b>	<b>1,043</b>
<b>Offense Overview</b>	
Offense Total	17
Number Cleared	2
Percent Cleared	11.8%

Group A Crimes per 100,000 population	1,629.9
---------------------------------------	---------

<b>Arrest Overview</b>	
Total Arrests	1
Adult Arrests	1
Juvenile Arrests	0
Unknown Age	0

Arrests per 100,000 population	95.9
--------------------------------	------

Avg. number offenses/incident	1.00
-------------------------------	------

<b>Domestic Violence Victims</b>		
Offense	Total	Arrests
Murder	0	0
Aggravated Assault	0	0
Simple Assault	1	0
Intimidation	1	0
Stalking	0	0
Forcible Rape	0	0
Forcible Sodomy	0	0
Sexual Assault w/Object	0	0
Forcible Fondling	0	0
Incest	0	0
Statutory Rape	0	0
Kidnapping/Abduction	0	0
<b>Total</b>	<b>2</b>	<b>0</b>

<b>TIBRS Group B Arrests</b>		
Offense	Adult	Juvenile
Bad Checks	0	0
Curfew/Vagrancy	0	0
Disorderly Conduct	0	0
DUI	0	0
Drunkness	0	0
Family-Non Violent	0	0
Liquor Law Violation	0	0
Peeping Tom	0	0
Runaway	0	0
Trespass	0	0
All Other Offense	0	0
<b>Total Group B</b>	<b>0</b>	<b>0</b>

<b>TIBRS Group A Offenses</b>	<b>Offenses</b>		<b>Arrests</b>	
	<b>Reported</b>	<b>Cleared</b>	<b>Adult</b>	<b>Juvenile</b>
<b>Crimes Against Persons</b>				
Murder	0	0	0	0
Negligent Manslaughter	0	0	0	0
Kidnapping/Abduction	0	0	0	0
Forcible Rape	0	0	0	0
Forcible Sodomy	0	0	0	0
Sexual Assault w/Object	0	0	0	0
Forcible Fondling	0	0	0	0
Incest	0	0	0	0
Statutory Rape	0	0	0	0
Aggravated Assault	2	1	0	0
Simple Assault	2	0	0	0
Intimidation	4	0	0	0
Stalking	0	0	0	0
<b>Crimes Against Property</b>				
Arson	0	0	0	0
Bribery	0	0	0	0
Burglary	3	0	0	0
Counterfeiting/Forgery	0	0	0	0
Destruction/Damage/Vandalism	2	1	1	0
Embezzlement	0	0	0	0
Extortion/Blackmail	0	0	0	0
Fraud - False Pretenses	0	0	0	0
Fraud - Credit Card/ATM	0	0	0	0
Fraud - Impersonation	0	0	0	0
Fraud - Welfare	0	0	0	0
Fraud - Wire	0	0	0	0
Motor Vehicle Theft	2	0	0	0
Robbery	0	0	0	0
Stolen Property Offense	0	0	0	0
Theft - Pocket Picking	0	0	0	0
Theft - Purse Snatching	0	0	0	0
Theft - Shoplifting	0	0	0	0
Theft from Building	2	0	0	0
Theft from Coin Machine	0	0	0	0
Theft from Motor Vehicle	0	0	0	0
Theft of Motor Vehicle Parts	0	0	0	0
Theft - All Other Larceny	0	0	0	0
<b>Crimes Against Society</b>				
Drug/Narcotic Violations	0	0	0	0
Drug/Narcotic Equipment Violations	0	0	0	0
Gambling-Betting/Wagering	0	0	0	0
Gambling-Operating/Promoting	0	0	0	0
Gambling-Equipment Violation	0	0	0	0
Gambling-Sports Tampering	0	0	0	0
Pornography/Obscene Materials	0	0	0	0
Prostitution	0	0	0	0
Prostitution-Assisting/Promoting	0	0	0	0
Weapon Law Violations	0	0	0	0
<b>Total Group A Offenses</b>	<b>17</b>	<b>2</b>	<b>1</b>	<b>0</b>



# New Johnsonville Police Department

<b>2001 Population Estimate</b>	<b>1,905</b>
<b>Offense Overview</b>	
Offense Total	73
Number Cleared	21
Percent Cleared	28.8%
Group A Crimes per 100,000 population	3,832.0
<b>Arrest Overview</b>	
Total Arrests	92
Adult Arrests	92
Juvenile Arrests	0
Unknown Age	0
Arrests per 100,000 population	4,829.4
Avg. number offenses/incident	1.07

Domestic Violence Victims		
Offense	Total	Arrests
Murder	0	0
Aggravated Assault	0	0
Simple Assault	7	5
Intimidation	0	0
Stalking	0	0
Forcible Rape	0	0
Forcible Sodomy	0	0
Sexual Assault w/Object	0	0
Forcible Fondling	0	0
Incest	0	0
Statutory Rape	0	0
Kidnapping/Abduction	0	0
<b>Total</b>	<b>7</b>	<b>5</b>

TIBRS Group B Arrests		
Offense	Adult	Juvenile
Bad Checks	20	0
Curfew/Vagrancy	0	0
Disorderly Conduct	1	0
DUI	23	0
Drunkenness	4	0
Family-Non Violent	0	0
Liquor Law Violation	0	0
Peeping Tom	0	0
Runaway	0	0
Trespass	0	0
All Other Offense	23	0
<b>Total Group B</b>	<b>71</b>	<b>0</b>

TIBRS Group A Offenses	Offenses		Arrests	
	Reported	Cleared	Adult	Juvenile
<b>Crimes Against Persons</b>				
Murder	1	0	0	0
Negligent Manslaughter	0	0	0	0
Kidnapping/Abduction	0	0	0	0
Forcible Rape	0	0	0	0
Forcible Sodomy	0	0	0	0
Sexual Assault w/Object	0	0	0	0
Forcible Fondling	0	0	0	0
Incest	0	0	0	0
Statutory Rape	1	0	0	0
Aggravated Assault	3	1	1	0
Simple Assault	10	6	6	0
Intimidation	0	0	0	0
Stalking	0	0	0	0
<b>Crimes Against Property</b>				
Arson	0	0	0	0
Bribery	0	0	0	0
Burglary	7	0	0	0
Counterfeiting/Forgery	2	1	1	0
Destruction/Damage/Vandalism	13	2	2	0
Embezzlement	0	0	0	0
Extortion/Blackmail	0	0	0	0
Fraud - False Pretenses	0	0	0	0
Fraud - Credit Card/ATM	0	0	0	0
Fraud - Impersonation	0	0	0	0
Fraud - Welfare	0	0	0	0
Fraud - Wire	0	0	0	0
Motor Vehicle Theft	7	1	2	0
Robbery	0	0	0	0
Stolen Property Offense	0	0	0	0
Theft - Pocket Picking	0	0	0	0
Theft - Purse Snatching	0	0	0	0
Theft - Shoplifting	5	3	2	0
Theft from Building	4	0	0	0
Theft from Coin Machine	2	0	0	0
Theft from Motor Vehicle	3	0	0	0
Theft of Motor Vehicle Parts	1	0	0	0
Theft - All Other Larceny	6	1	1	0
<b>Crimes Against Society</b>				
Drug/Narcotic Violations	2	2	2	0
Drug/Narcotic Equipment Violations	2	1	1	0
Gambling-Betting/Wagering	0	0	0	0
Gambling-Operating/Promoting	0	0	0	0
Gambling-Equipment Violation	0	0	0	0
Gambling-Sports Tampering	0	0	0	0
Pornography/Obscene Materials	0	0	0	0
Prostitution	0	0	0	0
Prostitution-Assisting/Promoting	0	0	0	0
Weapon Law Violations	4	3	3	0
<b>Total Group A Offenses</b>	<b>73</b>	<b>21</b>	<b>21</b>	<b>0</b>



# New Market Police Department

**2001 Population Estimate**                      **1,234**

**Offense Overview**

Offense Total                                      62  
 Number Cleared                                24  
 Percent Cleared                                 38.7%

Group A Crimes per 100,000  
 population                                        5,024.3

**Arrest Overview**

Total Arrests                                    25  
 Adult Arrests                                    25  
 Juvenile Arrests                                0  
 Unknown Age                                    0

Arrests per 100,000 population            2,025.9

Avg. number offenses/incident              1.07

**Domestic Violence Victims**

Offense	Total	Arrests
Murder	0	0
Aggravated Assault	0	0
Simple Assault	3	3
Intimidation	0	0
Stalking	0	0
Forcible Rape	0	0
Forcible Sodomy	0	0
Sexual Assault w/Object	0	0
Forcible Fondling	0	0
Incest	0	0
Statutory Rape	0	0
Kidnapping/Abduction	0	0
<b>Total</b>	<b>3</b>	<b>3</b>

**TIBRS Group B Arrests**

Offense	Adult	Juvenile
Bad Checks	1	0
Curfew/Vagrancy	0	0
Disorderly Conduct	0	0
DUI	7	0
Drunkness	1	0
Family-Non Violent	0	0
Liquor Law Violation	1	0
Peeping Tom	0	0
Runaway	0	0
Trespass	0	0
All Other Offense	0	0
<b>Total Group B</b>	<b>10</b>	<b>0</b>

TIBRS Group A Offenses	Offenses		Arrests	
	Reported	Cleared	Adult	Juvenile
<b>Crimes Against Persons</b>				
Murder	0	0	0	0
Negligent Manslaughter	0	0	0	0
Kidnapping/Abduction	0	0	0	0
Forcible Rape	1	0	0	0
Forcible Sodomy	0	0	0	0
Sexual Assault w/Object	0	0	0	0
Forcible Fondling	0	0	0	0
Incest	0	0	0	0
Statutory Rape	0	0	0	0
Aggravated Assault	2	2	2	0
Simple Assault	4	3	3	0
Intimidation	4	2	1	0
Stalking	0	0	0	0
<b>Crimes Against Property</b>				
Arson	0	0	0	0
Bribery	0	0	0	0
Burglary	6	2	2	0
Counterfeiting/Forgery	4	1	1	0
Destruction/Damage/Vandalism	4	0	0	0
Embezzlement	0	0	0	0
Extortion/Blackmail	0	0	0	0
Fraud - False Pretenses	1	0	0	0
Fraud - Credit Card/ATM	2	0	0	0
Fraud - Impersonation	1	0	0	0
Fraud - Welfare	0	0	0	0
Fraud - Wire	0	0	0	0
Motor Vehicle Theft	1	0	1	0
Robbery	1	0	0	0
Stolen Property Offense	0	0	0	0
Theft - Pocket Picking	0	0	0	0
Theft - Purse Snatching	0	0	0	0
Theft - Shoplifting	2	0	0	0
Theft from Building	4	1	1	0
Theft from Coin Machine	1	0	0	0
Theft from Motor Vehicle	2	1	1	0
Theft of Motor Vehicle Parts	3	0	0	0
Theft - All Other Larceny	8	1	0	0
<b>Crimes Against Society</b>				
Drug/Narcotic Violations	11	11	3	0
Drug/Narcotic Equipment Violations	0	0	0	0
Gambling-Betting/Wagering	0	0	0	0
Gambling-Operating/Promoting	0	0	0	0
Gambling-Equipment Violation	0	0	0	0
Gambling-Sports Tampering	0	0	0	0
Pornography/Obscene Materials	0	0	0	0
Prostitution	0	0	0	0
Prostitution-Assisting/Promoting	0	0	0	0
Weapon Law Violations	0	0	0	0
<b>Total Group A Offenses</b>	<b>62</b>	<b>24</b>	<b>15</b>	<b>0</b>



# New Tazewell Police Department

<b>2001 Population Estimate</b>	<b>2,871</b>
<b>Offense Overview</b>	
Offense Total	112
Number Cleared	31
Percent Cleared	27.7%

Group A Crimes per 100,000 population	3,901.1
---------------------------------------	---------

<b>Arrest Overview</b>	
Total Arrests	66
Adult Arrests	60
Juvenile Arrests	6
Unknown Age	0

Arrests per 100,000 population	2,298.9
--------------------------------	---------

Avg. number offenses/incident	1.00
-------------------------------	------

<b>Domestic Violence Victims</b>		
Offense	Total	Arrests
Murder	0	0
Aggravated Assault	2	2
Simple Assault	9	6
Intimidation	3	1
Stalking	0	0
Forcible Rape	0	0
Forcible Sodomy	0	0
Sexual Assault w/Object	0	0
Forcible Fondling	0	0
Incest	0	0
Statutory Rape	0	0
Kidnapping/Abduction	0	0
<b>Total</b>	<b>14</b>	<b>9</b>

<b>TIBRS Group B Arrests</b>		
Offense	Adult	Juvenile
Bad Checks	0	0
Curfew/Vagrancy	0	1
Disorderly Conduct	4	0
DUI	7	0
Drunkenness	21	0
Family-Non Violent	0	0
Liquor Law Violation	0	0
Peeping Tom	0	0
Runaway	0	0
Trespass	0	0
All Other Offense	0	0
<b>Total Group B</b>	<b>32</b>	<b>1</b>

<b>TIBRS Group A Offenses</b>	<b>Offenses</b>		<b>Arrests</b>	
	<b>Reported</b>	<b>Cleared</b>	<b>Adult</b>	<b>Juvenile</b>
<b>Crimes Against Persons</b>				
Murder	0	0	0	0
Negligent Manslaughter	0	0	0	0
Kidnapping/Abduction	0	0	0	0
Forcible Rape	0	0	0	0
Forcible Sodomy	0	0	0	0
Sexual Assault w/Object	0	0	0	0
Forcible Fondling	0	0	0	0
Incest	0	0	0	0
Statutory Rape	0	0	0	0
Aggravated Assault	9	6	6	0
Simple Assault	20	9	9	0
Intimidation	3	1	1	0
Stalking	0	0	0	0
<b>Crimes Against Property</b>				
Arson	0	0	0	0
Bribery	0	0	0	0
Burglary	8	0	1	0
Counterfeiting/Forgery	0	0	0	0
Destruction/Damage/Vandalism	14	3	1	3
Embezzlement	0	0	0	0
Extortion/Blackmail	0	0	0	0
Fraud - False Pretenses	0	0	0	0
Fraud - Credit Card/ATM	0	0	0	0
Fraud - Impersonation	0	0	0	0
Fraud - Welfare	0	0	0	0
Fraud - Wire	0	0	0	0
Motor Vehicle Theft	5	0	0	0
Robbery	0	0	0	0
Stolen Property Offense	0	0	0	0
Theft - Pocket Picking	0	0	0	0
Theft - Purse Snatching	1	0	0	0
Theft - Shoplifting	8	7	7	0
Theft from Building	6	0	0	0
Theft from Coin Machine	0	0	0	0
Theft from Motor Vehicle	12	0	0	0
Theft of Motor Vehicle Parts	0	0	0	0
Theft - All Other Larceny	24	3	3	0
<b>Crimes Against Society</b>				
Drug/Narcotic Violations	2	2	0	2
Drug/Narcotic Equipment Violations	0	0	0	0
Gambling-Betting/Wagering	0	0	0	0
Gambling-Operating/Promoting	0	0	0	0
Gambling-Equipment Violation	0	0	0	0
Gambling-Sports Tampering	0	0	0	0
Pornography/Obscene Materials	0	0	0	0
Prostitution	0	0	0	0
Prostitution-Assisting/Promoting	0	0	0	0
Weapon Law Violations	0	0	0	0
<b>Total Group A Offenses</b>	<b>112</b>	<b>31</b>	<b>28</b>	<b>5</b>



# Newbern Police Department

<b>2001 Population Estimate</b>	<b>2,988</b>
<b>Offense Overview</b>	
Offense Total	176
Number Cleared	101
Percent Cleared	57.4%
Group A Crimes per 100,000 population	5,890.2
<b>Arrest Overview</b>	
Total Arrests	222
Adult Arrests	207
Juvenile Arrests	12
Unknown Age	3
Arrests per 100,000 population	7,429.7
Avg. number offenses/incident	1.13

Domestic Violence Victims		
Offense	Total	Arrests
Murder	0	0
Aggravated Assault	3	3
Simple Assault	9	7
Intimidation	1	1
Stalking	0	0
Forcible Rape	0	0
Forcible Sodomy	0	0
Sexual Assault w/Object	0	0
Forcible Fondling	0	0
Incest	0	0
Statutory Rape	0	0
Kidnapping/Abduction	0	0
<b>Total</b>	<b>13</b>	<b>11</b>

TIBRS Group B Arrests		
Offense	Adult	Juvenile
Bad Checks	49	0
Curfew/Vagrancy	0	0
Disorderly Conduct	1	1
DUI	16	0
Drunkness	18	0
Family-Non Violent	0	0
Liquor Law Violation	0	0
Peeping Tom	0	0
Runaway	0	0
Trespass	2	0
All Other Offense	54	0
<b>Total Group B</b>	<b>140</b>	<b>1</b>

TIBRS Group A Offenses	Offenses		Arrests	
	Reported	Cleared	Adult	Juvenile
<b>Crimes Against Persons</b>				
Murder	0	0	0	0
Negligent Manslaughter	0	0	0	0
Kidnapping/Abduction	0	0	0	0
Forcible Rape	0	0	0	0
Forcible Sodomy	0	0	0	0
Sexual Assault w/Object	0	0	0	0
Forcible Fondling	0	0	0	0
Incest	0	0	0	0
Statutory Rape	1	1	1	0
Aggravated Assault	9	9	9	2
Simple Assault	44	38	24	3
Intimidation	2	2	2	0
Stalking	0	0	0	0
<b>Crimes Against Property</b>				
Arson	0	0	0	0
Bribery	0	0	0	0
Burglary	11	1	0	0
Counterfeiting/Forgery	0	0	0	0
Destruction/Damage/Vandalism	20	5	0	0
Embezzlement	1	1	1	0
Extortion/Blackmail	0	0	0	0
Fraud - False Pretenses	1	1	1	0
Fraud - Credit Card/ATM	0	0	0	0
Fraud - Impersonation	0	0	0	0
Fraud - Welfare	0	0	0	0
Fraud - Wire	0	0	0	0
Motor Vehicle Theft	2	1	1	0
Robbery	1	1	1	0
Stolen Property Offense	0	0	0	0
Theft - Pocket Picking	0	0	0	0
Theft - Purse Snatching	0	0	0	0
Theft - Shoplifting	1	1	0	1
Theft from Building	9	3	2	1
Theft from Coin Machine	0	0	0	0
Theft from Motor Vehicle	10	0	0	0
Theft of Motor Vehicle Parts	10	0	0	0
Theft - All Other Larceny	19	2	1	1
<b>Crimes Against Society</b>				
Drug/Narcotic Violations	21	21	19	2
Drug/Narcotic Equipment Violations	11	11	3	1
Gambling-Betting/Wagering	0	0	0	0
Gambling-Operating/Promoting	0	0	0	0
Gambling-Equipment Violation	0	0	0	0
Gambling-Sports Tampering	0	0	0	0
Pornography/Obscene Materials	0	0	0	0
Prostitution	0	0	0	0
Prostitution-Assisting/Promoting	0	0	0	0
Weapon Law Violations	3	3	2	0
<b>Total Group A Offenses</b>	<b>176</b>	<b>101</b>	<b>67</b>	<b>11</b>





# Newport Police Department

<b>2001 Population Estimate</b>	<b>7,242</b>
<b>Offense Overview</b>	
Offense Total	1,035
Number Cleared	156
Percent Cleared	15.1%
Group A Crimes per 100,000 population	14,291.6
<b>Arrest Overview</b>	
Total Arrests	569
Adult Arrests	521
Juvenile Arrests	40
Unknown Age	8
Arrests per 100,000 population	7,856.9
Avg. number offenses/incident	1.03

Domestic Violence Victims		
Offense	Total	Arrests
Murder	0	0
Aggravated Assault	3	1
Simple Assault	13	10
Intimidation	1	0
Stalking	0	0
Forcible Rape	0	0
Forcible Sodomy	0	0
Sexual Assault w/Object	0	0
Forcible Fondling	0	0
Incest	0	0
Statutory Rape	0	0
Kidnapping/Abduction	1	1
<b>Total</b>	<b>18</b>	<b>12</b>

TIBRS Group B Arrests		
Offense	Adult	Juvenile
Bad Checks	15	0
Curfew/Vagrancy	0	0
Disorderly Conduct	19	1
DUI	73	1
Drunkenness	100	0
Family-Non Violent	7	0
Liquor Law Violation	2	0
Peeping Tom	0	0
Runaway	0	2
Trespass	8	2
All Other Offense	189	9
<b>Total Group B</b>	<b>413</b>	<b>15</b>

TIBRS Group A Offenses	Offenses		Arrests	
	Reported	Cleared	Adult	Juvenile
<b>Crimes Against Persons</b>				
Murder	0	0	0	0
Negligent Manslaughter	0	0	0	0
Kidnapping/Abduction	3	1	0	0
Forcible Rape	5	0	0	0
Forcible Sodomy	0	0	0	0
Sexual Assault w/Object	0	0	0	0
Forcible Fondling	1	0	0	0
Incest	0	0	0	0
Statutory Rape	0	0	0	0
Aggravated Assault	43	17	13	0
Simple Assault	127	34	31	0
Intimidation	68	7	4	1
Stalking	8	1	2	0
<b>Crimes Against Property</b>				
Arson	1	1	0	0
Bribery	0	0	0	0
Burglary	78	5	3	0
Counterfeiting/Forgery	11	4	6	0
Destruction/Damage/Vandalism	161	11	7	4
Embezzlement	1	0	0	0
Extortion/Blackmail	1	0	0	0
Fraud - False Pretenses	10	2	1	1
Fraud - Credit Card/ATM	2	0	0	0
Fraud - Impersonation	7	1	0	1
Fraud - Welfare	0	0	0	0
Fraud - Wire	1	1	0	0
Motor Vehicle Theft	79	5	7	0
Robbery	7	1	2	0
Stolen Property Offense	0	0	1	0
Theft - Pocket Picking	1	0	0	0
Theft - Purse Snatching	0	0	0	0
Theft - Shoplifting	57	42	19	15
Theft from Building	78	6	3	0
Theft from Coin Machine	8	0	0	0
Theft from Motor Vehicle	128	7	3	0
Theft of Motor Vehicle Parts	22	0	0	0
Theft - All Other Larceny	118	3	1	1
<b>Crimes Against Society</b>				
Drug/Narcotic Violations	7	7	5	2
Drug/Narcotic Equipment Violations	0	0	0	0
Gambling-Betting/Wagering	0	0	0	0
Gambling-Operating/Promoting	0	0	0	0
Gambling-Equipment Violation	0	0	0	0
Gambling-Sports Tampering	0	0	0	0
Pornography/Obscene Materials	0	0	0	0
Prostitution	0	0	0	0
Prostitution-Assisting/Promoting	1	0	0	0
Weapon Law Violations	1	0	0	0
<b>Total Group A Offenses</b>	<b>1,035</b>	<b>156</b>	<b>108</b>	<b>25</b>



# Niota Police Department

<b>2001 Population Estimate</b>	<b>781</b>
<b>Offense Overview</b>	
Offense Total	42
Number Cleared	17
Percent Cleared	40.5%
Group A Crimes per 100,000 population	5,377.7
<b>Arrest Overview</b>	
Total Arrests	47
Adult Arrests	40
Juvenile Arrests	3
Unknown Age	4
Arrests per 100,000 population	6,017.9
Avg. number offenses/incident	1.16

Domestic Violence Victims		
Offense	Total	Arrests
Murder	0	0
Aggravated Assault	1	0
Simple Assault	1	0
Intimidation	1	0
Stalking	0	0
Forcible Rape	0	0
Forcible Sodomy	0	0
Sexual Assault w/Object	0	0
Forcible Fondling	1	0
Incest	0	0
Statutory Rape	0	0
Kidnapping/Abduction	0	0
<b>Total</b>	<b>4</b>	<b>0</b>

TIBRS Group B Arrests		
Offense	Adult	Juvenile
Bad Checks	1	0
Curfew/Vagrancy	0	0
Disorderly Conduct	0	0
DUI	22	0
Drunkenness	7	0
Family-Non Violent	0	1
Liquor Law Violation	0	0
Peeping Tom	0	0
Runaway	0	0
Trespass	0	0
All Other Offense	0	0
<b>Total Group B</b>	<b>30</b>	<b>1</b>

TIBRS Group A Offenses	Offenses		Arrests	
	Reported	Cleared	Adult	Juvenile
<b>Crimes Against Persons</b>				
Murder	0	0	0	0
Negligent Manslaughter	0	0	0	0
Kidnapping/Abduction	0	0	0	0
Forcible Rape	0	0	0	0
Forcible Sodomy	0	0	0	0
Sexual Assault w/Object	0	0	0	0
Forcible Fondling	1	0	0	0
Incest	0	0	0	0
Statutory Rape	0	0	0	0
Aggravated Assault	3	0	0	0
Simple Assault	3	0	0	0
Intimidation	2	0	0	0
Stalking	0	0	0	0
<b>Crimes Against Property</b>				
Arson	0	0	0	0
Bribery	0	0	0	0
Burglary	1	0	0	0
Counterfeiting/Forgery	0	0	0	0
Destruction/Damage/Vandalism	6	1	2	0
Embezzlement	0	0	0	0
Extortion/Blackmail	0	0	0	0
Fraud - False Pretenses	1	0	0	0
Fraud - Credit Card/ATM	0	0	0	0
Fraud - Impersonation	0	0	0	0
Fraud - Welfare	0	0	0	0
Fraud - Wire	0	0	0	0
Motor Vehicle Theft	0	0	0	0
Robbery	0	0	0	0
Stolen Property Offense	0	0	0	0
Theft - Pocket Picking	0	0	0	0
Theft - Purse Snatching	0	0	0	0
Theft - Shoplifting	2	1	1	0
Theft from Building	1	0	0	0
Theft from Coin Machine	0	0	0	0
Theft from Motor Vehicle	0	0	0	0
Theft of Motor Vehicle Parts	0	0	0	0
Theft - All Other Larceny	7	0	0	0
<b>Crimes Against Society</b>				
Drug/Narcotic Violations	9	9	7	2
Drug/Narcotic Equipment Violations	5	5	0	0
Gambling-Betting/Wagering	0	0	0	0
Gambling-Operating/Promoting	0	0	0	0
Gambling-Equipment Violation	0	0	0	0
Gambling-Sports Tampering	0	0	0	0
Pornography/Obscene Materials	0	0	0	0
Prostitution	0	0	0	0
Prostitution-Assisting/Promoting	0	0	0	0
Weapon Law Violations	1	1	0	0
<b>Total Group A Offenses</b>	<b>42</b>	<b>17</b>	<b>10</b>	<b>2</b>



# Nolensville Police Department

<b>2001 Population Estimate</b>	<b>3,099</b>
<b>Offense Overview</b>	
Offense Total	44
Number Cleared	7
Percent Cleared	15.9%

Group A Crimes per 100,000 population	1,419.8
---------------------------------------	---------

<b>Arrest Overview</b>	
Total Arrests	14
Adult Arrests	10
Juvenile Arrests	4
Unknown Age	0

Arrests per 100,000 population	451.8
--------------------------------	-------

Avg. number offenses/incident	1.13
-------------------------------	------

Domestic Violence Victims		
Offense	Total	Arrests
Murder	0	0
Aggravated Assault	1	0
Simple Assault	6	1
Intimidation	4	1
Stalking	0	0
Forcible Rape	0	0
Forcible Sodomy	0	0
Sexual Assault w/Object	0	0
Forcible Fondling	3	1
Incest	0	0
Statutory Rape	0	0
Kidnapping/Abduction	0	0
<b>Total</b>	<b>14</b>	<b>3</b>

TIBRS Group B Arrests		
Offense	Adult	Juvenile
Bad Checks	0	0
Curfew/Vagrancy	0	0
Disorderly Conduct	0	0
DUI	6	0
Drunkenness	0	0
Family-Non Violent	0	0
Liquor Law Violation	0	0
Peeping Tom	0	0
Runaway	0	0
Trespass	0	0
All Other Offense	1	2
<b>Total Group B</b>	<b>7</b>	<b>2</b>

TIBRS Group A Offenses	Offenses		Arrests	
	Reported	Cleared	Adult	Juvenile
<b>Crimes Against Persons</b>				
Murder	0	0	0	0
Negligent Manslaughter	0	0	0	0
Kidnapping/Abduction	0	0	0	0
Forcible Rape	0	0	0	0
Forcible Sodomy	0	0	0	0
Sexual Assault w/Object	0	0	0	0
Forcible Fondling	3	2	0	1
Incest	0	0	0	0
Statutory Rape	0	0	0	0
Aggravated Assault	1	0	0	0
Simple Assault	8	2	0	1
Intimidation	8	1	1	0
Stalking	0	0	0	0
<b>Crimes Against Property</b>				
Arson	0	0	0	0
Bribery	0	0	0	0
Burglary	6	0	0	0
Counterfeiting/Forgery	0	0	0	0
Destruction/Damage/Vandalism	8	1	1	0
Embezzlement	0	0	0	0
Extortion/Blackmail	0	0	0	0
Fraud - False Pretenses	0	0	0	0
Fraud - Credit Card/ATM	1	0	0	0
Fraud - Impersonation	0	0	0	0
Fraud - Welfare	0	0	0	0
Fraud - Wire	0	0	0	0
Motor Vehicle Theft	0	0	0	0
Robbery	0	0	0	0
Stolen Property Offense	0	0	0	0
Theft - Pocket Picking	0	0	0	0
Theft - Purse Snatching	0	0	0	0
Theft - Shoplifting	0	0	0	0
Theft from Building	1	0	0	0
Theft from Coin Machine	0	0	0	0
Theft from Motor Vehicle	3	0	0	0
Theft of Motor Vehicle Parts	0	0	0	0
Theft - All Other Larceny	4	0	0	0
<b>Crimes Against Society</b>				
Drug/Narcotic Violations	1	1	1	0
Drug/Narcotic Equipment Violations	0	0	0	0
Gambling-Betting/Wagering	0	0	0	0
Gambling-Operating/Promoting	0	0	0	0
Gambling-Equipment Violation	0	0	0	0
Gambling-Sports Tampering	0	0	0	0
Pornography/Obscene Materials	0	0	0	0
Prostitution	0	0	0	0
Prostitution-Assisting/Promoting	0	0	0	0
Weapon Law Violations	0	0	0	0
<b>Total Group A Offenses</b>	<b>44</b>	<b>7</b>	<b>3</b>	<b>2</b>



# Norris Police Department

**2001 Population Estimate** 1,446

**Offense Overview**

Offense Total 54  
 Number Cleared 10  
 Percent Cleared 18.5%

Group A Crimes per 100,000 population 3,734.4

**Arrest Overview**

Total Arrests 25  
 Adult Arrests 23  
 Juvenile Arrests 2  
 Unknown Age 0

Arrests per 100,000 population 1,728.9

Avg. number offenses/incident 1.02

**Domestic Violence Victims**

Offense	Total	Arrests
Murder	0	0
Aggravated Assault	0	0
Simple Assault	0	0
Intimidation	0	0
Stalking	0	0
Forcible Rape	0	0
Forcible Sodomy	0	0
Sexual Assault w/Object	0	0
Forcible Fondling	0	0
Incest	0	0
Statutory Rape	0	0
Kidnapping/Abduction	0	0
<b>Total</b>	<b>0</b>	<b>0</b>

**TIBRS Group B Arrests**

Offense	Adult	Juvenile
Bad Checks	0	0
Curfew/Vagrancy	0	0
Disorderly Conduct	0	0
DUI	8	0
Drunkness	5	0
Family-Non Violent	0	0
Liquor Law Violation	0	0
Peeping Tom	0	0
Runaway	0	0
Trespass	0	0
All Other Offense	2	0
<b>Total Group B</b>	<b>15</b>	<b>0</b>

TIBRS Group A Offenses	Offenses		Arrests	
	Reported	Cleared	Adult	Juvenile
<b>Crimes Against Persons</b>				
Murder	0	0	0	0
Negligent Manslaughter	0	0	0	0
Kidnapping/Abduction	0	0	0	0
Forcible Rape	0	0	0	0
Forcible Sodomy	0	0	0	0
Sexual Assault w/Object	0	0	0	0
Forcible Fondling	0	0	0	0
Incest	0	0	0	0
Statutory Rape	0	0	0	0
Aggravated Assault	0	0	0	0
Simple Assault	6	4	4	0
Intimidation	0	0	0	0
Stalking	0	0	0	0
<b>Crimes Against Property</b>				
Arson	0	0	0	0
Bribery	0	0	0	0
Burglary	10	1	0	2
Counterfeiting/Forgery	1	0	0	0
Destruction/Damage/Vandalism	11	0	0	0
Embezzlement	0	0	0	0
Extortion/Blackmail	0	0	0	0
Fraud - False Pretenses	0	0	0	0
Fraud - Credit Card/ATM	0	0	0	0
Fraud - Impersonation	0	0	0	0
Fraud - Welfare	0	0	0	0
Fraud - Wire	0	0	0	0
Motor Vehicle Theft	0	0	0	0
Robbery	0	0	0	0
Stolen Property Offense	0	0	0	0
Theft - Pocket Picking	0	0	0	0
Theft - Purse Snatching	0	0	0	0
Theft - Shoplifting	3	0	0	0
Theft from Building	0	0	0	0
Theft from Coin Machine	0	0	0	0
Theft from Motor Vehicle	4	0	0	0
Theft of Motor Vehicle Parts	2	0	0	0
Theft - All Other Larceny	12	0	0	0
<b>Crimes Against Society</b>				
Drug/Narcotic Violations	5	5	4	0
Drug/Narcotic Equipment Violations	0	0	0	0
Gambling-Betting/Wagering	0	0	0	0
Gambling-Operating/Promoting	0	0	0	0
Gambling-Equipment Violation	0	0	0	0
Gambling-Sports Tampering	0	0	0	0
Pornography/Obscene Materials	0	0	0	0
Prostitution	0	0	0	0
Prostitution-Assisting/Promoting	0	0	0	0
Weapon Law Violations	0	0	0	0
<b>Total Group A Offenses</b>	<b>54</b>	<b>10</b>	<b>8</b>	<b>2</b>



# Oak Ridge Police Department

**2001 Population Estimate** 27,387

**Offense Overview**

Offense Total 3,020  
 Number Cleared 937  
 Percent Cleared 31.0%

Group A Crimes per 100,000 population 11,027.1

**Arrest Overview**

Total Arrests 1,318  
 Adult Arrests 1,129  
 Juvenile Arrests 189  
 Unknown Age 0

Arrests per 100,000 population 4,812.5

Avg. number offenses/incident 1.07

Domestic Violence Victims		
Offense	Total	Arrests
Murder	0	0
Aggravated Assault	28	21
Simple Assault	125	87
Intimidation	0	0
Stalking	0	0
Forcible Rape	4	1
Forcible Sodomy	0	0
Sexual Assault w/Object	0	0
Forcible Fondling	1	0
Incest	0	0
Statutory Rape	0	0
Kidnapping/Abduction	4	0
<b>Total</b>	<b>162</b>	<b>109</b>

TIBRS Group B Arrests		
Offense	Adult	Juvenile
Bad Checks	6	0
Curfew/Vagrancy	0	0
Disorderly Conduct	45	0
DUI	105	2
Drunkenness	97	0
Family-Non Violent	2	0
Liquor Law Violation	16	12
Peeping Tom	0	0
Runaway	0	28
Trespass	56	6
All Other Offense	91	9
<b>Total Group B</b>	<b>418</b>	<b>57</b>

TIBRS Group A Offenses	Offenses		Arrests	
	Reported	Cleared	Adult	Juvenile
<b>Crimes Against Persons</b>				
Murder	0	0	0	0
Negligent Manslaughter	2	2	2	1
Kidnapping/Abduction	6	1	1	0
Forcible Rape	17	2	1	1
Forcible Sodomy	0	0	0	0
Sexual Assault w/Object	0	0	0	0
Forcible Fondling	8	0	0	0
Incest	0	0	0	0
Statutory Rape	7	1	1	0
Aggravated Assault	96	63	47	2
Simple Assault	355	201	153	11
Intimidation	7	4	4	0
Stalking	7	1	0	0
<b>Crimes Against Property</b>				
Arson	7	1	0	0
Bribery	0	0	0	0
Burglary	302	35	22	16
Counterfeiting/Forgery	112	35	43	0
Destruction/Damage/Vandalism	397	61	39	11
Embezzlement	20	8	3	1
Extortion/Blackmail	0	0	0	0
Fraud - False Pretenses	43	8	6	0
Fraud - Credit Card/ATM	58	22	29	0
Fraud - Impersonation	25	23	18	1
Fraud - Welfare	0	0	0	0
Fraud - Wire	4	1	1	0
Motor Vehicle Theft	78	17	7	7
Robbery	41	15	12	6
Stolen Property Offense	23	21	17	1
Theft - Pocket Picking	0	0	0	0
Theft - Purse Snatching	1	0	0	0
Theft - Shoplifting	237	189	158	53
Theft from Building	136	17	12	2
Theft from Coin Machine	13	0	0	0
Theft from Motor Vehicle	307	11	6	0
Theft of Motor Vehicle Parts	105	2	3	0
Theft - All Other Larceny	446	44	28	7
<b>Crimes Against Society</b>				
Drug/Narcotic Violations	77	72	59	9
Drug/Narcotic Equipment Violations	58	56	27	3
Gambling-Betting/Wagering	0	0	0	0
Gambling-Operating/Promoting	1	0	0	0
Gambling-Equipment Violation	0	0	0	0
Gambling-Sports Tampering	0	0	0	0
Pornography/Obscene Materials	0	0	0	0
Prostitution	0	0	0	0
Prostitution-Assisting/Promoting	0	0	0	0
Weapon Law Violations	24	24	12	0
<b>Total Group A Offenses</b>	<b>3,020</b>	<b>937</b>	<b>711</b>	<b>132</b>



# Oakland Police Department

**2001 Population Estimate** 1,279

**Offense Overview**

Offense Total 138  
 Number Cleared 95  
 Percent Cleared 68.8%

Group A Crimes per 100,000 population 10,789.7

**Arrest Overview**

Total Arrests 84  
 Adult Arrests 80  
 Juvenile Arrests 4  
 Unknown Age 0

Arrests per 100,000 population 6,567.6

Avg. number offenses/incident 1.02

**Domestic Violence Victims**

Offense	Total	Arrests
Murder	0	0
Aggravated Assault	2	2
Simple Assault	1	1
Intimidation	5	2
Stalking	0	0
Forcible Rape	0	0
Forcible Sodomy	0	0
Sexual Assault w/Object	0	0
Forcible Fondling	0	0
Incest	0	0
Statutory Rape	0	0
Kidnapping/Abduction	0	0
<b>Total</b>	<b>8</b>	<b>5</b>

**TIBRS Group B Arrests**

Offense	Adult	Juvenile
Bad Checks	0	0
Curfew/Vagrancy	1	0
Disorderly Conduct	2	2
DUI	23	0
Drunkenness	3	0
Family-Non Violent	0	1
Liquor Law Violation	1	0
Peeping Tom	0	0
Runaway	0	1
Trespass	1	0
All Other Offense	0	0
<b>Total Group B</b>	<b>31</b>	<b>4</b>

TIBRS Group A Offenses	Offenses		Arrests	
	Reported	Cleared	Adult	Juvenile
<b>Crimes Against Persons</b>				
Murder	0	0	0	0
Negligent Manslaughter	0	0	0	0
Kidnapping/Abduction	0	0	0	0
Forcible Rape	0	0	0	0
Forcible Sodomy	0	0	0	0
Sexual Assault w/Object	0	0	0	0
Forcible Fondling	0	0	0	0
Incest	0	0	0	0
Statutory Rape	0	0	0	0
Aggravated Assault	5	5	5	0
Simple Assault	15	14	8	0
Intimidation	16	14	5	0
Stalking	0	0	0	0
<b>Crimes Against Property</b>				
Arson	0	0	0	0
Bribery	0	0	0	0
Burglary	14	7	3	0
Counterfeiting/Forgery	4	3	0	0
Destruction/Damage/Vandalism	14	9	0	0
Embezzlement	2	2	1	0
Extortion/Blackmail	0	0	0	0
Fraud - False Pretenses	2	0	0	0
Fraud - Credit Card/ATM	1	1	1	0
Fraud - Impersonation	2	2	2	0
Fraud - Welfare	1	1	1	0
Fraud - Wire	0	0	0	0
Motor Vehicle Theft	4	1	1	0
Robbery	0	0	0	0
Stolen Property Offense	1	1	0	0
Theft - Pocket Picking	1	0	0	0
Theft - Purse Snatching	0	0	0	0
Theft - Shoplifting	1	1	1	0
Theft from Building	11	7	2	0
Theft from Coin Machine	0	0	0	0
Theft from Motor Vehicle	11	2	0	0
Theft of Motor Vehicle Parts	1	0	0	0
Theft - All Other Larceny	12	5	0	0
<b>Crimes Against Society</b>				
Drug/Narcotic Violations	14	14	14	0
Drug/Narcotic Equipment Violations	1	1	0	0
Gambling-Betting/Wagering	0	0	0	0
Gambling-Operating/Promoting	0	0	0	0
Gambling-Equipment Violation	0	0	0	0
Gambling-Sports Tampering	0	0	0	0
Pornography/Obscene Materials	0	0	0	0
Prostitution	0	0	0	0
Prostitution-Assisting/Promoting	0	0	0	0
Weapon Law Violations	5	5	5	0
<b>Total Group A Offenses</b>	<b>138</b>	<b>95</b>	<b>49</b>	<b>0</b>



# Obion Police Department

<b>2001 Population Estimate</b>	<b>1,134</b>
<b>Offense Overview</b>	
Offense Total	87
Number Cleared	41
Percent Cleared	47.1%
Group A Crimes per 100,000 population	7,672.0

<b>Arrest Overview</b>	
Total Arrests	53
Adult Arrests	46
Juvenile Arrests	7
Unknown Age	0
Arrests per 100,000 population	4,673.7
Avg. number offenses/incident	1.02

Domestic Violence Victims		
Offense	Total	Arrests
Murder	0	0
Aggravated Assault	3	3
Simple Assault	2	1
Intimidation	0	0
Stalking	0	0
Forcible Rape	0	0
Forcible Sodomy	0	0
Sexual Assault w/Object	0	0
Forcible Fondling	0	0
Incest	0	0
Statutory Rape	0	0
Kidnapping/Abduction	0	0
<b>Total</b>	<b>5</b>	<b>4</b>

TIBRS Group B Arrests		
Offense	Adult	Juvenile
Bad Checks	0	0
Curfew/Vagrancy	0	0
Disorderly Conduct	4	0
DUI	7	0
Drunkenness	7	0
Family-Non Violent	0	0
Liquor Law Violation	0	0
Peeping Tom	0	0
Runaway	0	0
Trespass	0	0
All Other Offense	0	0
<b>Total Group B</b>	<b>18</b>	<b>0</b>

TIBRS Group A Offenses	Offenses		Arrests	
	Reported	Cleared	Adult	Juvenile
<b>Crimes Against Persons</b>				
Murder	0	0	0	0
Negligent Manslaughter	0	0	0	0
Kidnapping/Abduction	0	0	0	0
Forcible Rape	0	0	0	0
Forcible Sodomy	0	0	0	0
Sexual Assault w/Object	0	0	0	0
Forcible Fondling	0	0	0	0
Incest	0	0	0	0
Statutory Rape	0	0	0	0
Aggravated Assault	7	6	6	0
Simple Assault	10	10	7	0
Intimidation	4	2	0	0
Stalking	0	0	0	0
<b>Crimes Against Property</b>				
Arson	0	0	0	0
Bribery	0	0	0	0
Burglary	15	3	1	4
Counterfeiting/Forgery	2	0	0	0
Destruction/Damage/Vandalism	22	6	1	3
Embezzlement	0	0	0	0
Extortion/Blackmail	0	0	0	0
Fraud - False Pretenses	0	0	0	0
Fraud - Credit Card/ATM	0	0	0	0
Fraud - Impersonation	0	0	0	0
Fraud - Welfare	0	0	0	0
Fraud - Wire	0	0	0	0
Motor Vehicle Theft	1	1	2	0
Robbery	1	1	1	0
Stolen Property Offense	0	0	0	0
Theft - Pocket Picking	0	0	0	0
Theft - Purse Snatching	0	0	0	0
Theft - Shoplifting	1	1	0	0
Theft from Building	0	0	0	0
Theft from Coin Machine	0	0	0	0
Theft from Motor Vehicle	5	0	0	0
Theft of Motor Vehicle Parts	0	0	0	0
Theft - All Other Larceny	5	0	0	0
<b>Crimes Against Society</b>				
Drug/Narcotic Violations	8	7	7	0
Drug/Narcotic Equipment Violations	5	3	2	0
Gambling-Betting/Wagering	0	0	0	0
Gambling-Operating/Promoting	0	0	0	0
Gambling-Equipment Violation	0	0	0	0
Gambling-Sports Tampering	0	0	0	0
Pornography/Obscene Materials	0	0	0	0
Prostitution	0	0	0	0
Prostitution-Assisting/Promoting	0	0	0	0
Weapon Law Violations	1	1	1	0
<b>Total Group A Offenses</b>	<b>87</b>	<b>41</b>	<b>28</b>	<b>7</b>



# Oliver Springs Police Department

**2001 Population Estimate**                      **3,303**

**Offense Overview**

Offense Total                                      326  
 Number Cleared                                177  
 Percent Cleared                                 54.3%

Group A Crimes per 100,000  
 population                                        9,869.8

**Arrest Overview**

Total Arrests                                    388  
 Adult Arrests                                    374  
 Juvenile Arrests                                13  
 Unknown Age                                    1

Arrests per 100,000 population            11,746.9

Avg. number offenses/incident              1.22

Domestic Violence Victims		
Offense	Total	Arrests
Murder	0	0
Aggravated Assault	1	0
Simple Assault	8	6
Intimidation	1	0
Stalking	0	0
Forcible Rape	0	0
Forcible Sodomy	0	0
Sexual Assault w/Object	0	0
Forcible Fondling	0	0
Incest	0	0
Statutory Rape	0	0
Kidnapping/Abduction	0	0
<b>Total</b>	<b>10</b>	<b>6</b>

TIBRS Group B Arrests		
Offense	Adult	Juvenile
Bad Checks	10	0
Curfew/Vagrancy	0	2
Disorderly Conduct	6	1
DUI	15	0
Drunkenness	5	0
Family-Non Violent	0	0
Liquor Law Violation	5	2
Peeping Tom	0	0
Runaway	0	3
Trespass	5	0
All Other Offense	189	0
<b>Total Group B</b>	<b>235</b>	<b>8</b>

TIBRS Group A Offenses	Offenses		Arrests	
	Reported	Cleared	Adult	Juvenile
<b>Crimes Against Persons</b>				
Murder	0	0	0	0
Negligent Manslaughter	0	0	0	0
Kidnapping/Abduction	0	0	0	0
Forcible Rape	0	0	0	0
Forcible Sodomy	0	0	0	0
Sexual Assault w/Object	0	0	0	0
Forcible Fondling	1	0	0	0
Incest	0	0	0	0
Statutory Rape	0	0	0	0
Aggravated Assault	8	4	4	0
Simple Assault	24	10	9	1
Intimidation	6	0	0	0
Stalking	0	0	0	0
<b>Crimes Against Property</b>				
Arson	1	0	0	0
Bribery	0	0	0	0
Burglary	26	1	1	0
Counterfeiting/Forgery	9	5	5	0
Destruction/Damage/Vandalism	31	3	1	0
Embezzlement	0	0	0	0
Extortion/Blackmail	0	0	0	0
Fraud - False Pretenses	4	1	1	0
Fraud - Credit Card/ATM	0	0	0	0
Fraud - Impersonation	1	0	0	0
Fraud - Welfare	0	0	0	0
Fraud - Wire	0	0	0	0
Motor Vehicle Theft	2	0	0	0
Robbery	1	0	0	0
Stolen Property Offense	2	2	2	0
Theft - Pocket Picking	0	0	0	0
Theft - Purse Snatching	0	0	0	0
Theft - Shoplifting	7	6	8	0
Theft from Building	16	1	1	0
Theft from Coin Machine	5	0	0	0
Theft from Motor Vehicle	17	1	0	1
Theft of Motor Vehicle Parts	7	0	0	0
Theft - All Other Larceny	15	1	1	0
<b>Crimes Against Society</b>				
Drug/Narcotic Violations	74	73	78	3
Drug/Narcotic Equipment Violations	59	59	24	0
Gambling-Betting/Wagering	0	0	0	0
Gambling-Operating/Promoting	0	0	0	0
Gambling-Equipment Violation	0	0	0	0
Gambling-Sports Tampering	0	0	0	0
Pornography/Obscene Materials	0	0	0	0
Prostitution	0	0	0	0
Prostitution-Assisting/Promoting	0	0	0	0
Weapon Law Violations	10	10	4	0
<b>Total Group A Offenses</b>	<b>326</b>	<b>177</b>	<b>139</b>	<b>5</b>





# Oneida Police Department

<b>2001 Population Estimate</b>	<b>3,615</b>
<b>Offense Overview</b>	
Offense Total	440
Number Cleared	223
Percent Cleared	50.7%
Group A Crimes per 100,000 population	12,171.5

<b>Arrest Overview</b>	
Total Arrests	410
Adult Arrests	334
Juvenile Arrests	76
Unknown Age	0
Arrests per 100,000 population	11,341.6
Avg. number offenses/incident	1.10

Domestic Violence Victims		
Offense	Total	Arrests
Murder	0	0
Aggravated Assault	0	0
Simple Assault	12	11
Intimidation	0	0
Stalking	0	0
Forcible Rape	0	0
Forcible Sodomy	0	0
Sexual Assault w/Object	0	0
Forcible Fondling	0	0
Incest	0	0
Statutory Rape	0	0
Kidnapping/Abduction	3	3
<b>Total</b>	<b>15</b>	<b>14</b>

TIBRS Group B Arrests		
Offense	Adult	Juvenile
Bad Checks	3	0
Curfew/Vagrancy	2	12
Disorderly Conduct	39	6
DUI	32	2
Drunkenness	62	1
Family-Non Violent	1	1
Liquor Law Violation	7	8
Peeping Tom	0	0
Runaway	0	4
Trespass	0	0
All Other Offense	15	8
<b>Total Group B</b>	<b>161</b>	<b>42</b>

TIBRS Group A Offenses	Offenses		Arrests	
	Reported	Cleared	Adult	Juvenile
<b>Crimes Against Persons</b>				
Murder	0	0	0	0
Negligent Manslaughter	0	0	0	0
Kidnapping/Abduction	5	5	6	0
Forcible Rape	0	0	0	0
Forcible Sodomy	0	0	0	0
Sexual Assault w/Object	0	0	0	0
Forcible Fondling	1	1	1	0
Incest	0	0	0	0
Statutory Rape	3	3	3	0
Aggravated Assault	5	2	1	0
Simple Assault	29	19	15	1
Intimidation	21	4	5	0
Stalking	1	0	0	0
<b>Crimes Against Property</b>				
Arson	0	0	0	0
Bribery	0	0	0	0
Burglary	25	2	1	0
Counterfeiting/Forgery	15	15	15	0
Destruction/Damage/Vandalism	84	16	11	8
Embezzlement	1	1	1	0
Extortion/Blackmail	0	0	0	0
Fraud - False Pretenses	0	0	0	0
Fraud - Credit Card/ATM	1	1	1	0
Fraud - Impersonation	0	0	0	0
Fraud - Welfare	0	0	0	0
Fraud - Wire	0	0	0	0
Motor Vehicle Theft	10	1	0	1
Robbery	1	0	0	0
Stolen Property Offense	0	0	0	0
Theft - Pocket Picking	0	0	0	0
Theft - Purse Snatching	0	0	0	0
Theft - Shoplifting	51	49	43	16
Theft from Building	3	2	2	0
Theft from Coin Machine	5	0	0	0
Theft from Motor Vehicle	22	2	3	0
Theft of Motor Vehicle Parts	7	1	0	0
Theft - All Other Larceny	60	9	6	0
<b>Crimes Against Society</b>				
Drug/Narcotic Violations	53	53	47	6
Drug/Narcotic Equipment Violations	25	25	3	1
Gambling-Betting/Wagering	0	0	0	0
Gambling-Operating/Promoting	0	0	0	0
Gambling-Equipment Violation	0	0	0	0
Gambling-Sports Tampering	0	0	0	0
Pornography/Obscene Materials	0	0	0	0
Prostitution	0	0	0	0
Prostitution-Assisting/Promoting	0	0	0	0
Weapon Law Violations	12	12	9	1
<b>Total Group A Offenses</b>	<b>440</b>	<b>223</b>	<b>173</b>	<b>34</b>



# Paris Police Department

**2001 Population Estimate** 9,763

**Offense Overview**

Offense Total 993  
 Number Cleared 480  
 Percent Cleared 48.3%

Group A Crimes per 100,000 population 10,171.1

**Arrest Overview**

Total Arrests 652  
 Adult Arrests 595  
 Juvenile Arrests 57  
 Unknown Age 0

Arrests per 100,000 population 6,678.3

Avg. number offenses/incident 1.09

**Domestic Violence Victims**

Offense	Total	Arrests
Murder	1	1
Aggravated Assault	15	10
Simple Assault	54	44
Intimidation	0	0
Stalking	0	0
Forcible Rape	0	0
Forcible Sodomy	1	1
Sexual Assault w/Object	0	0
Forcible Fondling	2	1
Incest	0	0
Statutory Rape	0	0
Kidnapping/Abduction	0	0
<b>Total</b>	<b>73</b>	<b>57</b>

**TIBRS Group B Arrests**

Offense	Adult	Juvenile
Bad Checks	1	0
Curfew/Vagrancy	0	0
Disorderly Conduct	16	3
DUI	29	0
Drunkenness	114	0
Family-Non Violent	1	0
Liquor Law Violation	10	1
Peeping Tom	0	0
Runaway	0	0
Trespass	10	0
All Other Offense	43	4
<b>Total Group B</b>	<b>224</b>	<b>8</b>

TIBRS Group A Offenses	Offenses		Arrests	
	Reported	Cleared	Adult	Juvenile
<b>Crimes Against Persons</b>				
Murder	1	1	1	0
Negligent Manslaughter	0	0	0	0
Kidnapping/Abduction	1	1	0	0
Forcible Rape	6	3	1	0
Forcible Sodomy	1	1	1	0
Sexual Assault w/Object	1	0	0	0
Forcible Fondling	11	8	2	0
Incest	0	0	0	0
Statutory Rape	1	0	0	0
Aggravated Assault	62	51	32	3
Simple Assault	135	85	70	3
Intimidation	5	1	0	0
Stalking	0	0	0	0
<b>Crimes Against Property</b>				
Arson	1	0	0	0
Bribery	0	0	0	0
Burglary	123	19	14	5
Counterfeiting/Forgery	65	23	21	0
Destruction/Damage/Vandalism	85	12	9	5
Embezzlement	6	4	0	0
Extortion/Blackmail	0	0	0	0
Fraud - False Pretenses	1	0	0	0
Fraud - Credit Card/ATM	2	1	1	0
Fraud - Impersonation	2	1	1	0
Fraud - Welfare	0	0	0	0
Fraud - Wire	0	0	0	0
Motor Vehicle Theft	20	7	7	0
Robbery	8	2	1	0
Stolen Property Offense	0	0	2	0
Theft - Pocket Picking	0	0	0	0
Theft - Purse Snatching	1	0	0	0
Theft - Shoplifting	33	33	28	8
Theft from Building	78	25	15	6
Theft from Coin Machine	6	0	0	0
Theft from Motor Vehicle	57	3	0	5
Theft of Motor Vehicle Parts	8	0	0	0
Theft - All Other Larceny	84	10	8	1
<b>Crimes Against Society</b>				
Drug/Narcotic Violations	111	111	117	12
Drug/Narcotic Equipment Violations	72	72	36	1
Gambling-Betting/Wagering	0	0	0	0
Gambling-Operating/Promoting	0	0	0	0
Gambling-Equipment Violation	0	0	0	0
Gambling-Sports Tampering	0	0	0	0
Pornography/Obscene Materials	0	0	0	0
Prostitution	0	0	0	0
Prostitution-Assisting/Promoting	0	0	0	0
Weapon Law Violations	6	6	4	0
<b>Total Group A Offenses</b>	<b>993</b>	<b>480</b>	<b>371</b>	<b>49</b>



# Parsons Police Department

<b>2001 Population Estimate</b>	<b>9,763</b>
<b>Offense Overview</b>	
Offense Total	168
Number Cleared	36
Percent Cleared	21.4%
Group A Crimes per 100,000 population	1,720.8
<b>Arrest Overview</b>	
Total Arrests	54
Adult Arrests	51
Juvenile Arrests	1
Unknown Age	2
Arrests per 100,000 population	553.1
Avg. number offenses/incident	1.16

<b>Domestic Violence Victims</b>		
Offense	Total	Arrests
Murder	0	0
Aggravated Assault	1	1
Simple Assault	4	4
Intimidation	0	0
Stalking	0	0
Forcible Rape	0	0
Forcible Sodomy	0	0
Sexual Assault w/Object	0	0
Forcible Fondling	0	0
Incest	0	0
Statutory Rape	0	0
Kidnapping/Abduction	0	0
<b>Total</b>	<b>5</b>	<b>5</b>

<b>TIBRS Group B Arrests</b>		
Offense	Adult	Juvenile
Bad Checks	0	0
Curfew/Vagrancy	0	0
Disorderly Conduct	9	1
DUI	5	0
Drunkenness	6	0
Family-Non Violent	0	0
Liquor Law Violation	0	0
Peeping Tom	0	0
Runaway	0	0
Trespass	0	0
All Other Offense	2	0
<b>Total Group B</b>	<b>22</b>	<b>1</b>

<b>TIBRS Group A Offenses</b>	<b>Offenses</b>		<b>Arrests</b>	
	<b>Reported</b>	<b>Cleared</b>	<b>Adult</b>	<b>Juvenile</b>
<b>Crimes Against Persons</b>				
Murder	0	0	0	0
Negligent Manslaughter	0	0	0	0
Kidnapping/Abduction	0	0	0	0
Forcible Rape	0	0	0	0
Forcible Sodomy	0	0	0	0
Sexual Assault w/Object	0	0	0	0
Forcible Fondling	1	0	0	0
Incest	0	0	0	0
Statutory Rape	0	0	0	0
Aggravated Assault	4	3	3	0
Simple Assault	15	6	6	0
Intimidation	4	1	1	0
Stalking	0	0	0	0
<b>Crimes Against Property</b>				
Arson	0	0	0	0
Bribery	0	0	0	0
Burglary	14	1	1	0
Counterfeiting/Forgery	14	6	5	0
Destruction/Damage/Vandalism	25	0	0	0
Embezzlement	0	0	0	0
Extortion/Blackmail	0	0	0	0
Fraud - False Pretenses	3	0	0	0
Fraud - Credit Card/ATM	0	0	0	0
Fraud - Impersonation	1	1	1	0
Fraud - Welfare	0	0	0	0
Fraud - Wire	0	0	0	0
Motor Vehicle Theft	6	0	0	0
Robbery	2	0	0	0
Stolen Property Offense	0	0	0	0
Theft - Pocket Picking	0	0	0	0
Theft - Purse Snatching	2	0	0	0
Theft - Shoplifting	4	2	2	0
Theft from Building	28	1	0	0
Theft from Coin Machine	1	0	0	0
Theft from Motor Vehicle	11	0	0	0
Theft of Motor Vehicle Parts	8	3	2	0
Theft - All Other Larceny	14	1	1	0
<b>Crimes Against Society</b>				
Drug/Narcotic Violations	7	7	7	0
Drug/Narcotic Equipment Violations	3	3	0	0
Gambling-Betting/Wagering	0	0	0	0
Gambling-Operating/Promoting	0	0	0	0
Gambling-Equipment Violation	0	0	0	0
Gambling-Sports Tampering	0	0	0	0
Pornography/Obscene Materials	0	0	0	0
Prostitution	0	0	0	0
Prostitution-Assisting/Promoting	0	0	0	0
Weapon Law Violations	1	1	0	0
<b>Total Group A Offenses</b>	<b>168</b>	<b>36</b>	<b>29</b>	<b>0</b>



# Petersburg Police Department

<b>2001 Population Estimate</b>	<b>580</b>
<b>Offense Overview</b>	
Offense Total	63
Number Cleared	33
Percent Cleared	52.4%
Group A Crimes per 100,000 population	10,862.1

<b>Arrest Overview</b>	
Total Arrests	74
Adult Arrests	71
Juvenile Arrests	3
Unknown Age	0
Arrests per 100,000 population	12,758.6
Avg. number offenses/incident	1.07

Domestic Violence Victims		
Offense	Total	Arrests
Murder	0	0
Aggravated Assault	1	1
Simple Assault	7	5
Intimidation	4	1
Stalking	0	0
Forcible Rape	0	0
Forcible Sodomy	1	0
Sexual Assault w/Object	0	0
Forcible Fondling	0	0
Incest	0	0
Statutory Rape	0	0
Kidnapping/Abduction	0	0
<b>Total</b>	<b>13</b>	<b>7</b>

TIBRS Group B Arrests		
Offense	Adult	Juvenile
Bad Checks	0	0
Curfew/Vagrancy	0	0
Disorderly Conduct	0	1
DUI	25	0
Drunkenness	13	0
Family-Non Violent	0	0
Liquor Law Violation	4	2
Peeping Tom	0	0
Runaway	0	0
Trespass	0	0
All Other Offense	1	0
<b>Total Group B</b>	<b>43</b>	<b>3</b>

TIBRS Group A Offenses	Offenses		Arrests	
	Reported	Cleared	Adult	Juvenile
<b>Crimes Against Persons</b>				
Murder	0	0	0	0
Negligent Manslaughter	0	0	0	0
Kidnapping/Abduction	0	0	0	0
Forcible Rape	0	0	0	0
Forcible Sodomy	1	0	0	0
Sexual Assault w/Object	0	0	0	0
Forcible Fondling	0	0	0	0
Incest	0	0	0	0
Statutory Rape	0	0	0	0
Aggravated Assault	4	4	4	0
Simple Assault	9	4	3	0
Intimidation	12	5	3	0
Stalking	0	0	0	0
<b>Crimes Against Property</b>				
Arson	0	0	0	0
Bribery	0	0	0	0
Burglary	2	0	0	0
Counterfeiting/Forgery	0	0	0	0
Destruction/Damage/Vandalism	3	0	0	0
Embezzlement	0	0	0	0
Extortion/Blackmail	0	0	0	0
Fraud - False Pretenses	0	0	0	0
Fraud - Credit Card/ATM	0	0	0	0
Fraud - Impersonation	0	0	0	0
Fraud - Welfare	0	0	0	0
Fraud - Wire	0	0	0	0
Motor Vehicle Theft	0	0	0	0
Robbery	1	0	0	0
Stolen Property Offense	0	0	0	0
Theft - Pocket Picking	0	0	0	0
Theft - Purse Snatching	0	0	0	0
Theft - Shoplifting	1	0	0	0
Theft from Building	0	0	0	0
Theft from Coin Machine	1	0	0	0
Theft from Motor Vehicle	0	0	0	0
Theft of Motor Vehicle Parts	1	0	0	0
Theft - All Other Larceny	9	1	0	0
<b>Crimes Against Society</b>				
Drug/Narcotic Violations	16	16	16	0
Drug/Narcotic Equipment Violations	1	1	1	0
Gambling-Betting/Wagering	0	0	0	0
Gambling-Operating/Promoting	0	0	0	0
Gambling-Equipment Violation	0	0	0	0
Gambling-Sports Tampering	0	0	0	0
Pornography/Obscene Materials	0	0	0	0
Prostitution	0	0	0	0
Prostitution-Assisting/Promoting	0	0	0	0
Weapon Law Violations	2	2	1	0
<b>Total Group A Offenses</b>	<b>63</b>	<b>33</b>	<b>28</b>	<b>0</b>



# Pigeon Forge Police Department

<b>2001 Population Estimate</b>	<b>5,172</b>
<b>Offense Overview</b>	
Offense Total	1,740
Number Cleared	545
Percent Cleared	31.3%
Group A Crimes per 100,000 population	33,642.7
<b>Arrest Overview</b>	
Total Arrests	1,065
Adult Arrests	882
Juvenile Arrests	183
Unknown Age	0
Arrests per 100,000 population	20,591.6
Avg. number offenses/incident	1.09

Domestic Violence Victims		
Offense	Total	Arrests
Murder	0	0
Aggravated Assault	3	3
Simple Assault	51	34
Intimidation	18	1
Stalking	2	0
Forcible Rape	3	2
Forcible Sodomy	2	1
Sexual Assault w/Object	0	0
Forcible Fondling	3	1
Incest	0	0
Statutory Rape	0	0
Kidnapping/Abduction	0	0
<b>Total</b>	<b>82</b>	<b>42</b>

TIBRS Group B Arrests		
Offense	Adult	Juvenile
Bad Checks	0	0
Curfew/Vagrancy	0	1
Disorderly Conduct	89	26
DUI	111	2
Drunkenness	110	2
Family-Non Violent	10	0
Liquor Law Violation	85	40
Peeping Tom	0	0
Runaway	0	4
Trespass	2	2
All Other Offense	41	17
<b>Total Group B</b>	<b>448</b>	<b>94</b>

TIBRS Group A Offenses	Offenses		Arrests	
	Reported	Cleared	Adult	Juvenile
<b>Crimes Against Persons</b>				
Murder	0	0	0	0
Negligent Manslaughter	0	0	0	0
Kidnapping/Abduction	0	0	0	0
Forcible Rape	7	5	3	0
Forcible Sodomy	2	2	1	0
Sexual Assault w/Object	1	0	0	0
Forcible Fondling	11	3	2	0
Incest	0	0	0	0
Statutory Rape	1	0	0	0
Aggravated Assault	30	17	11	3
Simple Assault	187	96	79	10
Intimidation	125	16	12	1
Stalking	8	2	2	0
<b>Crimes Against Property</b>				
Arson	4	1	1	0
Bribery	0	0	0	0
Burglary	198	9	11	1
Counterfeiting/Forgery	30	10	9	0
Destruction/Damage/Vandalism	163	16	9	10
Embezzlement	29	7	7	0
Extortion/Blackmail	0	0	0	0
Fraud - False Pretenses	48	11	10	0
Fraud - Credit Card/ATM	13	7	6	0
Fraud - Impersonation	17	15	12	0
Fraud - Welfare	0	0	0	0
Fraud - Wire	0	0	0	0
Motor Vehicle Theft	64	7	5	2
Robbery	7	3	3	0
Stolen Property Offense	1	1	0	0
Theft - Pocket Picking	0	0	0	0
Theft - Purse Snatching	0	0	0	0
Theft - Shoplifting	108	69	78	27
Theft from Building	109	6	4	1
Theft from Coin Machine	50	9	11	3
Theft from Motor Vehicle	132	11	7	0
Theft of Motor Vehicle Parts	39	2	0	3
Theft - All Other Larceny	136	7	7	4
<b>Crimes Against Society</b>				
Drug/Narcotic Violations	133	128	121	21
Gambling-Betting/Wagering	73	72	15	1
Gambling-Betting/Wagering	2	1	2	0
Gambling-Operating/Promoting	1	1	2	0
Gambling-Operating/Promoting	0	0	0	0
Gambling-Equipment Violation	0	0	0	0
Gambling-Sports Tampering	0	0	0	0
Pornography/Obscene Materials	0	0	0	0
Prostitution	0	0	0	0
Prostitution-Assisting/Promoting	0	0	0	0
Weapon Law Violations	13	12	6	2
<b>Total Group A Offenses</b>	<b>1,740</b>	<b>545</b>	<b>434</b>	<b>89</b>



# Pikeville Police Department

**2001 Population Estimate**                      **1,781**  
**Offense Overview**  
 Offense Total                                      49  
 Number Cleared                                  21  
 Percent Cleared                                  42.9%

Group A Crimes per 100,000  
 population                                      2,751.3

**Arrest Overview**  
 Total Arrests                                      71  
 Adult Arrests                                      70  
 Juvenile Arrests                                  1  
 Unknown Age                                      0  
 Arrests per 100,000 population              3,986.5  
 Avg. number offenses/incident              1.04

Domestic Violence Victims		
Offense	Total	Arrests
Murder	0	0
Aggravated Assault	0	0
Simple Assault	6	6
Intimidation	1	1
Stalking	0	0
Forcible Rape	0	0
Forcible Sodomy	0	0
Sexual Assault w/Object	0	0
Forcible Fondling	0	0
Incest	0	0
Statutory Rape	0	0
Kidnapping/Abduction	0	0
<b>Total</b>	<b>7</b>	<b>7</b>

TIBRS Group B Arrests		
Offense	Adult	Juvenile
Bad Checks	0	0
Curfew/Vagrancy	0	0
Disorderly Conduct	6	1
DUI	18	0
Drunkenness	14	0
Family-Non Violent	0	0
Liquor Law Violation	0	0
Peeping Tom	0	0
Runaway	0	0
Trespass	1	0
All Other Offense	15	0
<b>Total Group B</b>	<b>54</b>	<b>1</b>

TIBRS Group A Offenses	Offenses		Arrests	
	Reported	Cleared	Adult	Juvenile
<b>Crimes Against Persons</b>				
Murder	0	0	0	0
Negligent Manslaughter	0	0	0	0
Kidnapping/Abduction	0	0	0	0
Forcible Rape	0	0	0	0
Forcible Sodomy	0	0	0	0
Sexual Assault w/Object	0	0	0	0
Forcible Fondling	1	0	0	0
Incest	0	0	0	0
Statutory Rape	0	0	0	0
Aggravated Assault	2	1	1	0
Simple Assault	11	8	8	0
Intimidation	3	1	1	0
Stalking	0	0	0	0
<b>Crimes Against Property</b>				
Arson	1	0	0	0
Bribery	0	0	0	0
Burglary	4	1	0	0
Counterfeiting/Forgery	0	0	0	0
Destruction/Damage/Vandalism	6	2	2	0
Embezzlement	0	0	0	0
Extortion/Blackmail	0	0	0	0
Fraud - False Pretenses	0	0	0	0
Fraud - Credit Card/ATM	0	0	0	0
Fraud - Impersonation	0	0	0	0
Fraud - Welfare	0	0	0	0
Fraud - Wire	0	0	0	0
Motor Vehicle Theft	2	2	0	0
Robbery	1	0	0	0
Stolen Property Offense	0	0	0	0
Theft - Pocket Picking	0	0	0	0
Theft - Purse Snatching	0	0	0	0
Theft - Shoplifting	0	0	0	0
Theft from Building	0	0	0	0
Theft from Coin Machine	0	0	0	0
Theft from Motor Vehicle	5	0	0	0
Theft of Motor Vehicle Parts	0	0	0	0
Theft - All Other Larceny	5	0	0	0
<b>Crimes Against Society</b>				
Drug/Narcotic Violations	5	4	3	0
Drug/Narcotic Equipment Violations	1	1	0	0
Gambling-Betting/Wagering	0	0	0	0
Gambling-Operating/Promoting	0	0	0	0
Gambling-Equipment Violation	0	0	0	0
Gambling-Sports Tampering	0	0	0	0
Pornography/Obscene Materials	0	0	0	0
Prostitution	0	0	0	0
Prostitution-Assisting/Promoting	0	0	0	0
Weapon Law Violations	2	1	1	0
<b>Total Group A Offenses</b>	<b>49</b>	<b>21</b>	<b>16</b>	<b>0</b>



# Pittman Center Police Department

<b>2001 Population Estimate</b>	<b>477</b>
<b>Offense Overview</b>	
Offense Total	11
Number Cleared	2
Percent Cleared	18.2%
Group A Crimes per 100,000 population	2,306.1

<b>Arrest Overview</b>	
Total Arrests	6
Adult Arrests	6
Juvenile Arrests	0
Unknown Age	0
Arrests per 100,000 population	1,257.9
Avg. number offenses/incident	1.10

<b>Domestic Violence Victims</b>		
Offense	Total	Arrests
Murder	0	0
Aggravated Assault	1	1
Simple Assault	1	1
Intimidation	0	0
Stalking	0	0
Forcible Rape	0	0
Forcible Sodomy	0	0
Sexual Assault w/Object	0	0
Forcible Fondling	0	0
Incest	0	0
Statutory Rape	0	0
Kidnapping/Abduction	0	0
<b>Total</b>	<b>2</b>	<b>2</b>

<b>TIBRS Group B Arrests</b>		
Offense	Adult	Juvenile
Bad Checks	0	0
Curfew/Vagrancy	0	0
Disorderly Conduct	0	0
DUI	1	0
Drunkenness	0	0
Family-Non Violent	0	0
Liquor Law Violation	0	0
Peeping Tom	0	0
Runaway	0	0
Trespass	0	0
All Other Offense	3	0
<b>Total Group B</b>	<b>4</b>	<b>0</b>

<b>TIBRS Group A Offenses</b>	<b>Offenses</b>		<b>Arrests</b>	
	Reported	Cleared	Adult	Juvenile
<b>Crimes Against Persons</b>				
Murder	0	0	0	0
Negligent Manslaughter	0	0	0	0
Kidnapping/Abduction	0	0	0	0
Forcible Rape	0	0	0	0
Forcible Sodomy	0	0	0	0
Sexual Assault w/Object	0	0	0	0
Forcible Fondling	0	0	0	0
Incest	0	0	0	0
Statutory Rape	0	0	0	0
Aggravated Assault	1	1	1	0
Simple Assault	1	1	1	0
Intimidation	0	0	0	0
Stalking	0	0	0	0
<b>Crimes Against Property</b>				
Arson	0	0	0	0
Bribery	0	0	0	0
Burglary	5	0	0	0
Counterfeiting/Forgery	0	0	0	0
Destruction/Damage/Vandalism	1	0	0	0
Embezzlement	0	0	0	0
Extortion/Blackmail	0	0	0	0
Fraud - False Pretenses	0	0	0	0
Fraud - Credit Card/ATM	0	0	0	0
Fraud - Impersonation	0	0	0	0
Fraud - Welfare	0	0	0	0
Fraud - Wire	0	0	0	0
Motor Vehicle Theft	0	0	0	0
Robbery	0	0	0	0
Stolen Property Offense	0	0	0	0
Theft - Pocket Picking	0	0	0	0
Theft - Purse Snatching	0	0	0	0
Theft - Shoplifting	0	0	0	0
Theft from Building	0	0	0	0
Theft from Coin Machine	1	0	0	0
Theft from Motor Vehicle	0	0	0	0
Theft of Motor Vehicle Parts	0	0	0	0
Theft - All Other Larceny	2	0	0	0
<b>Crimes Against Society</b>				
Drug/Narcotic Violations	0	0	0	0
Drug/Narcotic Equipment Violations	0	0	0	0
Gambling-Betting/Wagering	0	0	0	0
Gambling-Operating/Promoting	0	0	0	0
Gambling-Equipment Violation	0	0	0	0
Gambling-Sports Tampering	0	0	0	0
Pornography/Obscene Materials	0	0	0	0
Prostitution	0	0	0	0
Prostitution-Assisting/Promoting	0	0	0	0
Weapon Law Violations	0	0	0	0
<b>Total Group A Offenses</b>	<b>11</b>	<b>2</b>	<b>2</b>	<b>0</b>



# Pleasant View Police Department

**2001 Population Estimate**                      **2,934**

**Offense Overview**

Offense Total                                      33  
 Number Cleared                                5  
 Percent Cleared                                15.2%

Group A Crimes per 100,000  
 population                                      1,124.7

**Arrest Overview**

Total Arrests                                    7  
 Adult Arrests                                    7  
 Juvenile Arrests                                0  
 Unknown Age                                    0

Arrests per 100,000 population            238.6

Avg. number offenses/incident            1.14

**Domestic Violence Victims**

Offense	Total	Arrests
Murder	0	0
Aggravated Assault	1	0
Simple Assault	0	0
Intimidation	0	0
Stalking	0	0
Forcible Rape	0	0
Forcible Sodomy	0	0
Sexual Assault w/Object	0	0
Forcible Fondling	0	0
Incest	0	0
Statutory Rape	0	0
Kidnapping/Abduction	0	0
<b>Total</b>	<b>1</b>	<b>0</b>

**TIBRS Group B Arrests**

Offense	Adult	Juvenile
Bad Checks	2	0
Curfew/Vagrancy	0	0
Disorderly Conduct	0	0
DUI	0	0
Drunkness	0	0
Family-Non Violent	0	0
Liquor Law Violation	1	0
Peeping Tom	0	0
Runaway	0	0
Trespass	0	0
All Other Offense	0	0
<b>Total Group B</b>	<b>3</b>	<b>0</b>

TIBRS Group A Offenses	Offenses		Arrests	
	Reported	Cleared	Adult	Juvenile
<b>Crimes Against Persons</b>				
Murder	0	0	0	0
Negligent Manslaughter	0	0	0	0
Kidnapping/Abduction	0	0	0	0
Forcible Rape	0	0	0	0
Forcible Sodomy	0	0	0	0
Sexual Assault w/Object	0	0	0	0
Forcible Fondling	0	0	0	0
Incest	0	0	0	0
Statutory Rape	0	0	0	0
Aggravated Assault	1	0	0	0
Simple Assault	0	0	0	0
Intimidation	1	0	0	0
Stalking	0	0	0	0
<b>Crimes Against Property</b>				
Arson	0	0	0	0
Bribery	0	0	0	0
Burglary	4	0	0	0
Counterfeiting/Forgery	0	0	0	0
Destruction/Damage/Vandalism	7	0	0	0
Embezzlement	0	0	0	0
Extortion/Blackmail	0	0	0	0
Fraud - False Pretenses	0	0	0	0
Fraud - Credit Card/ATM	0	0	0	0
Fraud - Impersonation	0	0	0	0
Fraud - Welfare	0	0	0	0
Fraud - Wire	0	0	0	0
Motor Vehicle Theft	4	1	1	0
Robbery	0	0	0	0
Stolen Property Offense	0	0	0	0
Theft - Pocket Picking	0	0	0	0
Theft - Purse Snatching	0	0	0	0
Theft - Shoplifting	1	1	1	0
Theft from Building	0	0	0	0
Theft from Coin Machine	5	1	1	0
Theft from Motor Vehicle	4	0	0	0
Theft of Motor Vehicle Parts	1	0	0	0
Theft - All Other Larceny	3	0	0	0
<b>Crimes Against Society</b>				
Drug/Narcotic Violations	1	1	1	0
Drug/Narcotic Equipment Violations	1	1	0	0
Gambling-Betting/Wagering	0	0	0	0
Gambling-Operating/Promoting	0	0	0	0
Gambling-Equipment Violation	0	0	0	0
Gambling-Sports Tampering	0	0	0	0
Pornography/Obscene Materials	0	0	0	0
Prostitution	0	0	0	0
Prostitution-Assisting/Promoting	0	0	0	0
Weapon Law Violations	0	0	0	0
<b>Total Group A Offenses</b>	<b>33</b>	<b>5</b>	<b>4</b>	<b>0</b>





# Portland Police Department

<b>2001 Population Estimate</b>	<b>8,462</b>
<b>Offense Overview</b>	
Offense Total	853
Number Cleared	374
Percent Cleared	43.8%
Group A Crimes per 100,000 population	10,080.4
<b>Arrest Overview</b>	
Total Arrests	490
Adult Arrests	447
Juvenile Arrests	43
Unknown Age	0
Arrests per 100,000 population	5,790.6
Avg. number offenses/incident	1.17

Domestic Violence Victims		
Offense	Total	Arrests
Murder	1	1
Aggravated Assault	21	17
Simple Assault	77	52
Intimidation	15	2
Stalking	0	0
Forcible Rape	1	0
Forcible Sodomy	0	0
Sexual Assault w/Object	0	0
Forcible Fondling	1	0
Incest	0	0
Statutory Rape	0	0
Kidnapping/Abduction	0	0
<b>Total</b>	<b>116</b>	<b>72</b>

TIBRS Group B Arrests		
Offense	Adult	Juvenile
Bad Checks	0	0
Curfew/Vagrancy	0	3
Disorderly Conduct	10	1
DUI	63	0
Drunkenness	52	0
Family-Non Violent	1	0
Liquor Law Violation	28	2
Peeping Tom	0	1
Runaway	0	4
Trespass	3	0
All Other Offense	15	2
<b>Total Group B</b>	<b>172</b>	<b>13</b>

TIBRS Group A Offenses	Offenses		Arrests	
	Reported	Cleared	Adult	Juvenile
<b>Crimes Against Persons</b>				
Murder	1	1	1	0
Negligent Manslaughter	0	0	0	0
Kidnapping/Abduction	0	0	0	0
Forcible Rape	5	3	3	0
Forcible Sodomy	0	0	0	0
Sexual Assault w/Object	0	0	0	0
Forcible Fondling	4	0	0	0
Incest	0	0	0	0
Statutory Rape	2	1	1	0
Aggravated Assault	66	50	39	3
Simple Assault	204	105	87	4
Intimidation	61	13	9	0
Stalking	0	0	0	0
<b>Crimes Against Property</b>				
Arson	0	0	0	0
Bribery	0	0	0	0
Burglary	67	8	6	2
Counterfeiting/Forgery	23	7	2	0
Destruction/Damage/Vandalism	46	1	1	0
Embezzlement	2	0	0	0
Extortion/Blackmail	0	0	0	0
Fraud - False Pretenses	7	2	2	0
Fraud - Credit Card/ATM	4	4	0	0
Fraud - Impersonation	7	6	6	0
Fraud - Welfare	0	0	0	0
Fraud - Wire	0	0	0	0
Motor Vehicle Theft	29	3	2	1
Robbery	4	0	0	0
Stolen Property Offense	0	0	0	0
Theft - Pocket Picking	0	0	0	0
Theft - Purse Snatching	0	0	0	0
Theft - Shoplifting	17	11	9	4
Theft from Building	37	5	5	0
Theft from Coin Machine	0	0	0	0
Theft from Motor Vehicle	36	0	0	0
Theft of Motor Vehicle Parts	21	0	0	0
Theft - All Other Larceny	62	7	5	0
<b>Crimes Against Society</b>				
Drug/Narcotic Violations	82	81	74	13
Drug/Narcotic Equipment Violations	55	55	19	2
Gambling-Betting/Wagering	0	0	0	0
Gambling-Operating/Promoting	0	0	0	0
Gambling-Equipment Violation	0	0	0	0
Gambling-Sports Tampering	0	0	0	0
Pornography/Obscene Materials	0	0	0	0
Prostitution	0	0	0	0
Prostitution-Assisting/Promoting	0	0	0	0
Weapon Law Violations	11	11	4	1
<b>Total Group A Offenses</b>	<b>853</b>	<b>374</b>	<b>275</b>	<b>30</b>



# Pulaski Police Department

<b>2001 Population Estimate</b>	<b>7,871</b>
<b>Offense Overview</b>	
Offense Total	1,134
Number Cleared	383
Percent Cleared	33.8%
Group A Crimes per 100,000 population	
	14,407.3
<b>Arrest Overview</b>	
Total Arrests	627
Adult Arrests	511
Juvenile Arrests	106
Unknown Age	10
Arrests per 100,000 population	
	7,966.0
Avg. number offenses/incident	
	1.13

Domestic Violence Victims		
Offense	Total	Arrests
Murder	0	0
Aggravated Assault	9	8
Simple Assault	82	23
Intimidation	9	0
Stalking	0	0
Forcible Rape	0	0
Forcible Sodomy	0	0
Sexual Assault w/Object	1	0
Forcible Fondling	3	0
Incest	0	0
Statutory Rape	0	0
Kidnapping/Abduction	1	0
<b>Total</b>	<b>105</b>	<b>31</b>

TIBRS Group B Arrests		
Offense	Adult	Juvenile
Bad Checks	2	0
Curfew/Vagrancy	0	3
Disorderly Conduct	7	9
DUI	49	0
Drunkenness	42	0
Family-Non Violent	0	0
Liquor Law Violation	7	3
Peeping Tom	0	0
Runaway	0	0
Trespass	3	2
All Other Offense	133	20
<b>Total Group B</b>	<b>243</b>	<b>37</b>

TIBRS Group A Offenses	Offenses		Arrests	
	Reported	Cleared	Adult	Juvenile
<b>Crimes Against Persons</b>				
Murder	0	0	0	0
Negligent Manslaughter	0	0	0	0
Kidnapping/Abduction	2	0	0	0
Forcible Rape	1	0	0	0
Forcible Sodomy	1	0	0	0
Sexual Assault w/Object	3	0	0	0
Forcible Fondling	12	1	1	0
Incest	0	0	0	0
Statutory Rape	3	0	0	0
Aggravated Assault	41	29	14	3
Simple Assault	258	82	42	9
Intimidation	58	6	2	2
Stalking	3	3	1	0
<b>Crimes Against Property</b>				
Arson	3	0	0	0
Bribery	0	0	0	0
Burglary	97	13	12	2
Counterfeiting/Forgery	69	18	19	0
Destruction/Damage/Vandalism	116	33	10	16
Embezzlement	1	0	0	0
Extortion/Blackmail	0	0	0	0
Fraud - False Pretenses	8	3	3	0
Fraud - Credit Card/ATM	1	0	0	0
Fraud - Impersonation	22	6	6	0
Fraud - Welfare	0	0	0	0
Fraud - Wire	0	0	0	0
Motor Vehicle Theft	16	1	0	0
Robbery	9	2	3	0
Stolen Property Offense	0	0	0	0
Theft - Pocket Picking	1	0	0	0
Theft - Purse Snatching	0	0	0	0
Theft - Shoplifting	34	30	17	17
Theft from Building	142	31	31	0
Theft from Coin Machine	2	0	0	0
Theft from Motor Vehicle	27	1	0	1
Theft of Motor Vehicle Parts	31	0	0	0
Theft - All Other Larceny	49	6	4	4
<b>Crimes Against Society</b>				
Drug/Narcotic Violations	90	87	91	15
Drug/Narcotic Equipment Violations	27	26	8	0
Gambling-Betting/Wagering	0	0	0	0
Gambling-Operating/Promoting	0	0	0	0
Gambling-Equipment Violation	0	0	0	0
Gambling-Sports Tampering	0	0	0	0
Pornography/Obscene Materials	0	0	0	0
Prostitution	0	0	0	0
Prostitution-Assisting/Promoting	0	0	0	0
Weapon Law Violations	7	5	4	0
<b>Total Group A Offenses</b>	<b>1,134</b>	<b>383</b>	<b>268</b>	<b>69</b>



# Puryear Police Department

<b>2001 Population Estimate</b>	<b>667</b>
<b>Offense Overview</b>	
Offense Total	60
Number Cleared	60
Percent Cleared	100.0%
Group A Crimes per 100,000 population	8,995.5
<b>Arrest Overview</b>	
Total Arrests	71
Adult Arrests	70
Juvenile Arrests	1
Unknown Age	0
Arrests per 100,000 population	10,644.7
Avg. number offenses/incident	1.46

<b>Domestic Violence Victims</b>		
Offense	Total	Arrests
Murder	0	0
Aggravated Assault	0	0
Simple Assault	3	3
Intimidation	0	0
Stalking	0	0
Forcible Rape	0	0
Forcible Sodomy	0	0
Sexual Assault w/Object	0	0
Forcible Fondling	0	0
Incest	0	0
Statutory Rape	0	0
Kidnapping/Abduction	0	0
<b>Total</b>	<b>3</b>	<b>3</b>

<b>TIBRS Group B Arrests</b>		
Offense	Adult	Juvenile
Bad Checks	0	0
Curfew/Vagrancy	0	0
Disorderly Conduct	1	0
DUI	9	0
Drunkenness	8	0
Family-Non Violent	0	0
Liquor Law Violation	4	0
Peeping Tom	0	0
Runaway	0	0
Trespass	0	0
All Other Offense	0	0
<b>Total Group B</b>	<b>22</b>	<b>0</b>

<b>TIBRS Group A Offenses</b>	<b>Offenses</b>		<b>Arrests</b>	
	Reported	Cleared	Adult	Juvenile
<b>Crimes Against Persons</b>				
Murder	0	0	0	0
Negligent Manslaughter	0	0	0	0
Kidnapping/Abduction	0	0	0	0
Forcible Rape	0	0	0	0
Forcible Sodomy	0	0	0	0
Sexual Assault w/Object	0	0	0	0
Forcible Fondling	0	0	0	0
Incest	0	0	0	0
Statutory Rape	0	0	0	0
Aggravated Assault	1	1	0	1
Simple Assault	5	5	5	0
Intimidation	0	0	0	0
Stalking	0	0	0	0
<b>Crimes Against Property</b>				
Arson	1	1	1	0
Bribery	0	0	0	0
Burglary	0	0	0	0
Counterfeiting/Forgery	1	1	1	0
Destruction/Damage/Vandalism	0	0	0	0
Embezzlement	0	0	0	0
Extortion/Blackmail	0	0	0	0
Fraud - False Pretenses	0	0	0	0
Fraud - Credit Card/ATM	0	0	0	0
Fraud - Impersonation	1	1	1	0
Fraud - Welfare	0	0	0	0
Fraud - Wire	0	0	0	0
Motor Vehicle Theft	0	0	0	0
Robbery	0	0	0	0
Stolen Property Offense	0	0	0	0
Theft - Pocket Picking	0	0	0	0
Theft - Purse Snatching	0	0	0	0
Theft - Shoplifting	0	0	0	0
Theft from Building	1	1	0	0
Theft from Coin Machine	0	0	0	0
Theft from Motor Vehicle	0	0	0	0
Theft of Motor Vehicle Parts	0	0	0	0
Theft - All Other Larceny	0	0	0	0
<b>Crimes Against Society</b>				
Drug/Narcotic Violations	24	24	28	0
Drug/Narcotic Equipment Violations	18	18	4	0
Gambling-Betting/Wagering	0	0	0	0
Gambling-Operating/Promoting	0	0	0	0
Gambling-Equipment Violation	0	0	0	0
Gambling-Sports Tampering	0	0	0	0
Pornography/Obscene Materials	0	0	0	0
Prostitution	0	0	0	0
Prostitution-Assisting/Promoting	0	0	0	0
Weapon Law Violations	8	8	8	0
<b>Total Group A Offenses</b>	<b>60</b>	<b>60</b>	<b>48</b>	<b>1</b>



# Red Bank Police Department

**2001 Population Estimate**                      **12,418**

**Offense Overview**

Offense Total                                      1,092  
 Number Cleared                                328  
 Percent Cleared                                 30.0%

Group A Crimes per 100,000  
 population                                        8,793.7

**Arrest Overview**

Total Arrests                                    698  
 Adult Arrests                                    649  
 Juvenile Arrests                                47  
 Unknown Age                                    2

Arrests per 100,000 population            5,620.9

Avg. number offenses/incident              1.08

**Domestic Violence Victims**

Offense	Total	Arrests
Murder	0	0
Aggravated Assault	27	15
Simple Assault	61	19
Intimidation	23	1
Stalking	0	0
Forcible Rape	0	0
Forcible Sodomy	0	0
Sexual Assault w/Object	0	0
Forcible Fondling	2	0
Incest	1	1
Statutory Rape	0	0
Kidnapping/Abduction	1	2
<b>Total</b>	<b>115</b>	<b>38</b>

**TIBRS Group B Arrests**

Offense	Adult	Juvenile
Bad Checks	0	0
Curfew/Vagrancy	0	1
Disorderly Conduct	4	2
DUI	137	0
Drunkness	29	2
Family-Non Violent	0	0
Liquor Law Violation	1	0
Peeping Tom	0	0
Runaway	0	4
Trespass	2	0
All Other Offense	210	11
<b>Total Group B</b>	<b>383</b>	<b>20</b>

TIBRS Group A Offenses	Offenses		Arrests	
	Reported	Cleared	Adult	Juvenile

Crimes Against Persons				
Murder	1	1	2	0
Negligent Manslaughter	0	0	0	0
Kidnapping/Abduction	1	1	1	0
Forcible Rape	7	2	0	0
Forcible Sodomy	1	0	0	0
Sexual Assault w/Object	0	0	0	0
Forcible Fondling	10	4	3	0
Incest	2	2	2	0
Statutory Rape	2	0	0	0
Aggravated Assault	85	48	29	2
Simple Assault	177	62	50	2
Intimidation	120	10	3	0
Stalking	1	0	0	0

Crimes Against Property				
Arson	2	1	1	0
Bribery	0	0	0	0
Burglary	123	12	13	0
Counterfeiting/Forgery	9	3	4	0
Destruction/Damage/Vandalism	70	7	3	5
Embezzlement	1	1	1	0
Extortion/Blackmail	0	0	0	0
Fraud - False Pretenses	5	1	1	0
Fraud - Credit Card/ATM	3	1	1	0
Fraud - Impersonation	1	1	0	1
Fraud - Welfare	0	0	0	0
Fraud - Wire	0	0	0	0
Motor Vehicle Theft	32	7	4	2
Robbery	8	3	5	0
Stolen Property Offense	12	8	9	1
Theft - Pocket Picking	1	0	0	0
Theft - Purse Snatching	2	0	0	0
Theft - Shoplifting	26	9	6	2
Theft from Building	84	4	4	2
Theft from Coin Machine	3	0	0	0
Theft from Motor Vehicle	41	5	5	0
Theft of Motor Vehicle Parts	36	0	0	0
Theft - All Other Larceny	100	10	8	3

Crimes Against Society				
Drug/Narcotic Violations	88	87	78	6
Drug/Narcotic Equipment Violations	31	31	28	1
Gambling-Betting/Wagering	0	0	0	0
Gambling-Operating/Promoting	0	0	0	0
Gambling-Equipment Violation	0	0	0	0
Gambling-Sports Tampering	0	0	0	0
Pornography/Obscene Materials	0	0	0	0
Prostitution	0	0	0	0
Prostitution-Assisting/Promoting	0	0	0	0
Weapon Law Violations	7	7	5	0
<b>Total Group A Offenses</b>	<b>1,092</b>	<b>328</b>	<b>266</b>	<b>27</b>



# Red Boiling Springs Police Department

**2001 Population Estimate**                                **1,023**  
**Offense Overview**  
 Offense Total    71  
 Number Cleared    32  
 Percent Cleared    45.1%

Group A Crimes per 100,000 population                                6,940.4

**Arrest Overview**  
 Total Arrests    62  
 Adult Arrests    59  
 Juvenile Arrests    1  
 Unknown Age    2  
 Arrests per 100,000 population                                6,060.6  
 Avg. number offenses/incident                                1.11

Domestic Violence Victims		
Offense	Total	Arrests
Murder	0	0
Aggravated Assault	1	1
Simple Assault	4	2
Intimidation	1	0
Stalking	0	0
Forcible Rape	0	0
Forcible Sodomy	0	0
Sexual Assault w/Object	0	0
Forcible Fondling	0	0
Incest	0	0
Statutory Rape	0	0
Kidnapping/Abduction	0	0
<b>Total</b>	<b>6</b>	<b>3</b>

TIBRS Group B Arrests		
Offense	Adult	Juvenile
Bad Checks	0	0
Curfew/Vagrancy	0	0
Disorderly Conduct	1	0
DUI	11	0
Drunkenness	16	1
Family-Non Violent	0	0
Liquor Law Violation	0	0
Peeping Tom	0	0
Runaway	0	0
Trespass	0	0
All Other Offense	0	0
<b>Total Group B</b>	<b>28</b>	<b>1</b>

TIBRS Group A Offenses	Offenses		Arrests	
	Reported	Cleared	Adult	Juvenile
<b>Crimes Against Persons</b>				
Murder	0	0	0	0
Negligent Manslaughter	0	0	0	0
Kidnapping/Abduction	0	0	0	0
Forcible Rape	0	0	0	0
Forcible Sodomy	0	0	0	0
Sexual Assault w/Object	0	0	0	0
Forcible Fondling	1	1	0	0
Incest	0	0	0	0
Statutory Rape	0	0	0	0
Aggravated Assault	3	3	4	0
Simple Assault	6	6	3	0
Intimidation	3	1	0	0
Stalking	0	0	0	0
<b>Crimes Against Property</b>				
Arson	0	0	0	0
Bribery	0	0	0	0
Burglary	9	2	2	0
Counterfeiting/Forgery	3	1	0	0
Destruction/Damage/Vandalism	18	3	1	0
Embezzlement	1	0	0	0
Extortion/Blackmail	0	0	0	0
Fraud - False Pretenses	0	0	0	0
Fraud - Credit Card/ATM	0	0	0	0
Fraud - Impersonation	0	0	0	0
Fraud - Welfare	0	0	0	0
Fraud - Wire	0	0	0	0
Motor Vehicle Theft	1	0	2	0
Robbery	0	0	0	0
Stolen Property Offense	0	0	0	0
Theft - Pocket Picking	1	1	1	0
Theft - Purse Snatching	0	0	0	0
Theft - Shoplifting	1	1	0	0
Theft from Building	1	1	1	0
Theft from Coin Machine	1	0	0	0
Theft from Motor Vehicle	10	6	14	0
Theft of Motor Vehicle Parts	2	0	0	0
Theft - All Other Larceny	4	0	0	0
<b>Crimes Against Society</b>				
Drug/Narcotic Violations	2	2	2	0
Drug/Narcotic Equipment Violations	2	2	0	0
Gambling-Betting/Wagering	0	0	0	0
Gambling-Operating/Promoting	0	0	0	0
Gambling-Equipment Violation	0	0	0	0
Gambling-Sports Tampering	0	0	0	0
Pornography/Obscene Materials	0	0	0	0
Prostitution	0	0	0	0
Prostitution-Assisting/Promoting	0	0	0	0
Weapon Law Violations	2	2	1	0
<b>Total Group A Offenses</b>	<b>71</b>	<b>32</b>	<b>31</b>	<b>0</b>



# Ridgely Police Department

<b>2001 Population Estimate</b>	<b>1,667</b>
<b>Offense Overview</b>	
Offense Total	54
Number Cleared	26
Percent Cleared	48.1%

Group A Crimes per 100,000 population	3,239.4
---------------------------------------	---------

<b>Arrest Overview</b>	
Total Arrests	48
Adult Arrests	34
Juvenile Arrests	14
Unknown Age	0

Arrests per 100,000 population	2,879.4
--------------------------------	---------

Avg. number offenses/incident	1.06
-------------------------------	------

### Domestic Violence Victims

Offense	Total	Arrests
Murder	0	0
Aggravated Assault	1	1
Simple Assault	0	0
Intimidation	0	0
Stalking	0	0
Forcible Rape	0	0
Forcible Sodomy	0	0
Sexual Assault w/Object	0	0
Forcible Fondling	0	0
Incest	0	0
Statutory Rape	0	0
Kidnapping/Abduction	0	0
<b>Total</b>	<b>1</b>	<b>1</b>

### TIBRS Group B Arrests

Offense	Adult	Juvenile
Bad Checks	0	0
Curfew/Vagrancy	0	0
Disorderly Conduct	0	0
DUI	8	0
Drunkenness	9	0
Family-Non Violent	0	0
Liquor Law Violation	0	0
Peeping Tom	0	0
Runaway	0	1
Trespass	0	0
All Other Offense	0	0
<b>Total Group B</b>	<b>17</b>	<b>1</b>

TIBRS Group A Offenses	Offenses		Arrests	
	Reported	Cleared	Adult	Juvenile
<b>Crimes Against Persons</b>				
Murder	0	0	0	0
Negligent Manslaughter	0	0	0	0
Kidnapping/Abduction	0	0	0	0
Forcible Rape	0	0	0	0
Forcible Sodomy	0	0	0	0
Sexual Assault w/Object	0	0	0	0
Forcible Fondling	0	0	0	0
Incest	0	0	0	0
Statutory Rape	0	0	0	0
Aggravated Assault	9	8	8	0
Simple Assault	1	0	0	0
Intimidation	0	0	0	0
Stalking	0	0	0	0
<b>Crimes Against Property</b>				
Arson	0	0	0	0
Bribery	0	0	0	0
Burglary	10	6	3	6
Counterfeiting/Forgery	1	1	1	0
Destruction/Damage/Vandalism	8	4	1	6
Embezzlement	0	0	0	0
Extortion/Blackmail	0	0	0	0
Fraud - False Pretenses	0	0	0	0
Fraud - Credit Card/ATM	0	0	0	0
Fraud - Impersonation	0	0	0	0
Fraud - Welfare	0	0	0	0
Fraud - Wire	0	0	0	0
Motor Vehicle Theft	3	2	1	1
Robbery	1	1	0	0
Stolen Property Offense	0	0	0	0
Theft - Pocket Picking	0	0	0	0
Theft - Purse Snatching	0	0	0	0
Theft - Shoplifting	2	2	2	0
Theft from Building	6	2	1	0
Theft from Coin Machine	0	0	0	0
Theft from Motor Vehicle	8	0	0	0
Theft of Motor Vehicle Parts	0	0	0	0
Theft - All Other Larceny	5	0	0	0
<b>Crimes Against Society</b>				
Drug/Narcotic Violations	0	0	0	0
Drug/Narcotic Equipment Violations	0	0	0	0
Gambling-Betting/Wagering	0	0	0	0
Gambling-Operating/Promoting	0	0	0	0
Gambling-Equipment Violation	0	0	0	0
Gambling-Sports Tampering	0	0	0	0
Pornography/Obscene Materials	0	0	0	0
Prostitution	0	0	0	0
Prostitution-Assisting/Promoting	0	0	0	0
Weapon Law Violations	0	0	0	0
<b>Total Group A Offenses</b>	<b>54</b>	<b>26</b>	<b>17</b>	<b>13</b>



# Ridgetop Police Department

<b>2001 Population Estimate</b>	<b>1,083</b>
<b>Offense Overview</b>	
Offense Total	97
Number Cleared	36
Percent Cleared	37.1%
Group A Crimes per 100,000 population	8,956.6
<b>Arrest Overview</b>	
Total Arrests	49
Adult Arrests	46
Juvenile Arrests	3
Unknown Age	0
Arrests per 100,000 population	4,524.5
Avg. number offenses/incident	1.15

<b>Domestic Violence Victims</b>		
Offense	Total	Arrests
Murder	1	1
Aggravated Assault	0	0
Simple Assault	9	1
Intimidation	8	0
Stalking	0	0
Forcible Rape	0	0
Forcible Sodomy	0	0
Sexual Assault w/Object	0	0
Forcible Fondling	0	0
Incest	0	0
Statutory Rape	0	0
Kidnapping/Abduction	0	0
<b>Total</b>	<b>18</b>	<b>2</b>

<b>TIBRS Group B Arrests</b>		
Offense	Adult	Juvenile
Bad Checks	1	0
Curfew/Vagrancy	0	0
Disorderly Conduct	3	0
DUI	7	0
Drunkenness	3	0
Family-Non Violent	1	0
Liquor Law Violation	0	0
Peeping Tom	0	0
Runaway	0	0
Trespass	0	0
All Other Offense	5	0
<b>Total Group B</b>	<b>20</b>	<b>0</b>

<b>TIBRS Group A Offenses</b>	<b>Offenses</b>		<b>Arrests</b>	
	<b>Reported</b>	<b>Cleared</b>	<b>Adult</b>	<b>Juvenile</b>
<b>Crimes Against Persons</b>				
Murder	1	1	1	0
Negligent Manslaughter	0	0	0	0
Kidnapping/Abduction	0	0	0	0
Forcible Rape	0	0	0	0
Forcible Sodomy	0	0	0	0
Sexual Assault w/Object	0	0	0	0
Forcible Fondling	0	0	0	0
Incest	0	0	0	0
Statutory Rape	0	0	0	0
Aggravated Assault	3	2	2	0
Simple Assault	14	6	4	0
Intimidation	15	0	0	0
Stalking	0	0	0	0
<b>Crimes Against Property</b>				
Arson	0	0	0	0
Bribery	0	0	0	0
Burglary	8	0	0	0
Counterfeiting/Forgery	5	0	0	0
Destruction/Damage/Vandalism	10	3	0	1
Embezzlement	0	0	0	0
Extortion/Blackmail	0	0	0	0
Fraud - False Pretenses	8	0	0	0
Fraud - Credit Card/ATM	0	0	0	0
Fraud - Impersonation	5	4	2	1
Fraud - Welfare	0	0	0	0
Fraud - Wire	0	0	0	0
Motor Vehicle Theft	2	1	2	0
Robbery	0	0	0	0
Stolen Property Offense	0	0	0	0
Theft - Pocket Picking	0	0	0	0
Theft - Purse Snatching	0	0	0	0
Theft - Shoplifting	0	0	0	0
Theft from Building	4	2	0	0
Theft from Coin Machine	0	0	0	0
Theft from Motor Vehicle	1	0	0	0
Theft of Motor Vehicle Parts	0	0	0	0
Theft - All Other Larceny	3	0	0	0
<b>Crimes Against Society</b>				
Drug/Narcotic Violations	11	11	10	1
Drug/Narcotic Equipment Violations	4	3	2	0
Gambling-Betting/Wagering	0	0	0	0
Gambling-Operating/Promoting	0	0	0	0
Gambling-Equipment Violation	0	0	0	0
Gambling-Sports Tampering	0	0	0	0
Pornography/Obscene Materials	0	0	0	0
Prostitution	0	0	0	0
Prostitution-Assisting/Promoting	0	0	0	0
Weapon Law Violations	3	3	3	0
<b>Total Group A Offenses</b>	<b>97</b>	<b>36</b>	<b>26</b>	<b>3</b>



# Ripley Police Department

<b>2001 Population Estimate</b>	<b>7,844</b>
<b>Offense Overview</b>	
Offense Total	1,918
Number Cleared	671
Percent Cleared	35.0%
 Group A Crimes per 100,000 population	 24,451.8
<b>Arrest Overview</b>	
Total Arrests	1,935
Adult Arrests	1,754
Juvenile Arrests	167
Unknown Age	14
 Arrests per 100,000 population	 24,668.5
 Avg. number offenses/incident	 1.17

## Domestic Violence Victims

Offense	Total	Arrests
Murder	0	0
Aggravated Assault	24	8
Simple Assault	71	40
Intimidation	37	5
Stalking	3	2
Forcible Rape	0	0
Forcible Sodomy	1	0
Sexual Assault w/Object	0	0
Forcible Fondling	3	0
Incest	0	0
Statutory Rape	1	1
Kidnapping/Abduction	2	1
<b>Total</b>	<b>142</b>	<b>57</b>

## TIBRS Group B Arrests

Offense	Adult	Juvenile
Bad Checks	1	0
Curfew/Vagrancy	0	0
Disorderly Conduct	241	85
DUI	36	0
Drunkenness	18	0
Family-Non Violent	0	0
Liquor Law Violation	36	7
Peeping Tom	0	0
Runaway	0	0
Trespass	20	6
All Other Offense	947	14
<b>Total Group B</b>	<b>1,299</b>	<b>112</b>

TIBRS Group A Offenses	Offenses		Arrests	
	Reported	Cleared	Adult	Juvenile
<b>Crimes Against Persons</b>				
Murder	1	1	1	0
Negligent Manslaughter	0	0	0	0
Kidnapping/Abduction	3	3	1	0
Forcible Rape	6	2	2	0
Forcible Sodomy	1	0	0	0
Sexual Assault w/Object	0	0	0	0
Forcible Fondling	8	1	0	0
Incest	0	0	0	0
Statutory Rape	2	2	2	0
Aggravated Assault	115	52	33	2
Simple Assault	285	176	151	6
Intimidation	193	62	33	1
Stalking	9	6	5	0
<b>Crimes Against Property</b>				
Arson	2	1	1	0
Bribery	0	0	0	0
Burglary	202	23	15	5
Counterfeiting/Forgery	58	19	18	0
Destruction/Damage/Vandalism	276	67	20	7
Embezzlement	7	6	6	0
Extortion/Blackmail	0	0	0	0
Fraud - False Pretenses	86	35	15	0
Fraud - Credit Card/ATM	7	3	2	0
Fraud - Impersonation	8	7	3	0
Fraud - Welfare	0	0	0	0
Fraud - Wire	0	0	0	0
Motor Vehicle Theft	40	7	6	0
Robbery	12	3	0	1
Stolen Property Offense	1	1	1	0
Theft - Pocket Picking	1	0	0	0
Theft - Purse Snatching	1	1	2	0
Theft - Shoplifting	66	47	38	15
Theft from Building	103	27	9	1
Theft from Coin Machine	5	0	0	0
Theft from Motor Vehicle	88	11	9	3
Theft of Motor Vehicle Parts	87	7	5	0
Theft - All Other Larceny	168	25	11	2
<b>Crimes Against Society</b>				
Drug/Narcotic Violations	43	43	45	9
Drug/Narcotic Equipment Violations	22	22	13	0
Gambling-Betting/Wagering	0	0	0	0
Gambling-Operating/Promoting	0	0	0	0
Gambling-Equipment Violation	0	0	0	0
Gambling-Sports Tampering	0	0	0	0
Pornography/Obscene Materials	0	0	0	0
Prostitution	1	1	1	0
Prostitution-Assisting/Promoting	0	0	0	0
Weapon Law Violations	11	10	7	3
<b>Total Group A Offenses</b>	<b>1,918</b>	<b>671</b>	<b>455</b>	<b>55</b>





# Rockwood Police Department

<b>2001 Population Estimate</b>	<b>5,774</b>
<b>Offense Overview</b>	
Offense Total	581
Number Cleared	92
Percent Cleared	15.8%
Group A Crimes per 100,000 population	10,062.3

<b>Arrest Overview</b>	
Total Arrests	207
Adult Arrests	193
Juvenile Arrests	3
Unknown Age	11
Arrests per 100,000 population	3,585.0
Avg. number offenses/incident	1.01

<b>Domestic Violence Victims</b>		
Offense	Total	Arrests
Murder	0	0
Aggravated Assault	1	1
Simple Assault	1	1
Intimidation	1	0
Stalking	0	0
Forcible Rape	0	0
Forcible Sodomy	0	0
Sexual Assault w/Object	0	0
Forcible Fondling	0	0
Incest	0	0
Statutory Rape	0	0
Kidnapping/Abduction	0	0
<b>Total</b>	<b>3</b>	<b>2</b>

<b>TIBRS Group B Arrests</b>		
Offense	Adult	Juvenile
Bad Checks	0	0
Curfew/Vagrancy	0	0
Disorderly Conduct	7	0
DUI	61	0
Drunkenness	49	1
Family-Non Violent	8	0
Liquor Law Violation	0	0
Peeping Tom	0	0
Runaway	0	0
Trespass	2	0
All Other Offense	8	0
<b>Total Group B</b>	<b>135</b>	<b>1</b>

<b>TIBRS Group A Offenses</b>	<b>Offenses</b>		<b>Arrests</b>	
	Reported	Cleared	Adult	Juvenile
<b>Crimes Against Persons</b>				
Murder	0	0	0	0
Negligent Manslaughter	0	0	0	0
Kidnapping/Abduction	0	0	0	0
Forcible Rape	0	0	0	0
Forcible Sodomy	0	0	0	0
Sexual Assault w/Object	0	0	0	0
Forcible Fondling	1	0	0	0
Incest	0	0	0	0
Statutory Rape	1	1	1	0
Aggravated Assault	9	7	5	0
Simple Assault	47	8	8	0
Intimidation	64	4	2	0
Stalking	0	0	0	0
<b>Crimes Against Property</b>				
Arson	1	0	0	0
Bribery	0	0	0	0
Burglary	26	2	1	0
Counterfeiting/Forgery	6	3	1	0
Destruction/Damage/Vandalism	155	5	4	0
Embezzlement	0	0	0	0
Extortion/Blackmail	0	0	0	0
Fraud - False Pretenses	1	0	0	0
Fraud - Credit Card/ATM	5	0	0	0
Fraud - Impersonation	4	1	1	0
Fraud - Welfare	0	0	0	0
Fraud - Wire	0	0	0	0
Motor Vehicle Theft	9	2	2	0
Robbery	3	3	3	1
Stolen Property Offense	0	0	0	0
Theft - Pocket Picking	0	0	0	0
Theft - Purse Snatching	0	0	0	0
Theft - Shoplifting	17	7	6	0
Theft from Building	126	10	6	0
Theft from Coin Machine	4	0	0	0
Theft from Motor Vehicle	33	0	0	0
Theft of Motor Vehicle Parts	5	0	0	0
Theft - All Other Larceny	25	0	0	0
<b>Crimes Against Society</b>				
Drug/Narcotic Violations	36	36	15	1
Drug/Narcotic Equipment Violations	1	1	1	0
Gambling-Betting/Wagering	0	0	0	0
Gambling-Operating/Promoting	0	0	0	0
Gambling-Equipment Violation	0	0	0	0
Gambling-Sports Tampering	0	0	0	0
Pornography/Obscene Materials	0	0	0	0
Prostitution	0	0	0	0
Prostitution-Assisting/Promoting	0	0	0	0
Weapon Law Violations	2	2	2	0
<b>Total Group A Offenses</b>	<b>581</b>	<b>92</b>	<b>58</b>	<b>2</b>



# Rogersville Police Department

<b>2001 Population Estimate</b>	<b>4,240</b>
<b>Offense Overview</b>	
Offense Total	458
Number Cleared	98
Percent Cleared	21.4%
Group A Crimes per 100,000 population	10,801.9
<b>Arrest Overview</b>	
Total Arrests	93
Adult Arrests	81
Juvenile Arrests	11
Unknown Age	1
Arrests per 100,000 population	2,193.4
Avg. number offenses/incident	1.13

Domestic Violence Victims		
Offense	Total	Arrests
Murder	0	0
Aggravated Assault	1	1
Simple Assault	6	1
Intimidation	5	1
Stalking	1	1
Forcible Rape	0	0
Forcible Sodomy	0	0
Sexual Assault w/Object	0	0
Forcible Fondling	0	0
Incest	0	0
Statutory Rape	0	0
Kidnapping/Abduction	0	0
<b>Total</b>	<b>13</b>	<b>4</b>

TIBRS Group B Arrests		
Offense	Adult	Juvenile
Bad Checks	4	0
Curfew/Vagrancy	0	1
Disorderly Conduct	0	0
DUI	11	0
Drunkenness	6	0
Family-Non Violent	2	0
Liquor Law Violation	1	1
Peeping Tom	0	0
Runaway	0	0
Trespass	3	0
All Other Offense	23	2
<b>Total Group B</b>	<b>50</b>	<b>4</b>

TIBRS Group A Offenses	Offenses		Arrests	
	Reported	Cleared	Adult	Juvenile
<b>Crimes Against Persons</b>				
Murder	0	0	0	0
Negligent Manslaughter	0	0	0	0
Kidnapping/Abduction	0	0	0	0
Forcible Rape	1	1	0	0
Forcible Sodomy	0	0	0	0
Sexual Assault w/Object	0	0	0	0
Forcible Fondling	3	1	1	0
Incest	1	0	0	0
Statutory Rape	0	0	0	0
Aggravated Assault	10	6	2	0
Simple Assault	52	6	1	1
Intimidation	12	5	1	0
Stalking	4	3	1	0
<b>Crimes Against Property</b>				
Arson	0	0	0	0
Bribery	0	0	0	0
Burglary	57	26	6	5
Counterfeiting/Forgery	23	6	4	0
Destruction/Damage/Vandalism	131	6	3	0
Embezzlement	0	0	0	0
Extortion/Blackmail	0	0	0	0
Fraud - False Pretenses	0	0	0	0
Fraud - Credit Card/ATM	6	1	1	0
Fraud - Impersonation	3	1	0	0
Fraud - Welfare	0	0	0	0
Fraud - Wire	0	0	0	0
Motor Vehicle Theft	9	3	2	0
Robbery	0	0	0	0
Stolen Property Offense	1	0	0	0
Theft - Pocket Picking	1	0	0	0
Theft - Purse Snatching	5	0	0	0
Theft - Shoplifting	10	6	3	0
Theft from Building	40	20	0	1
Theft from Coin Machine	0	0	0	0
Theft from Motor Vehicle	12	2	0	0
Theft of Motor Vehicle Parts	7	0	0	0
Theft - All Other Larceny	65	1	2	0
<b>Crimes Against Society</b>				
Drug/Narcotic Violations	0	0	0	0
Drug/Narcotic Equipment Violations	4	4	4	0
Gambling-Betting/Wagering	0	0	0	0
Gambling-Operating/Promoting	0	0	0	0
Gambling-Equipment Violation	0	0	0	0
Gambling-Sports Tampering	0	0	0	0
Pornography/Obscene Materials	0	0	0	0
Prostitution	0	0	0	0
Prostitution-Assisting/Promoting	0	0	0	0
Weapon Law Violations	1	0	0	0
<b>Total Group A Offenses</b>	<b>458</b>	<b>98</b>	<b>31</b>	<b>7</b>



# Rossville Police Department

<b>2001 Population Estimate</b>	<b>380</b>
<b>Offense Overview</b>	
Offense Total	33
Number Cleared	5
Percent Cleared	15.2%
<b>Group A Crimes per 100,000 population</b>	
Group A Crimes per 100,000 population	8,684.2
<b>Arrest Overview</b>	
Total Arrests	19
Adult Arrests	19
Juvenile Arrests	0
Unknown Age	0
Arrests per 100,000 population	5,000.0
Avg. number offenses/incident	1.03

Domestic Violence Victims		
Offense	Total	Arrests
Murder	0	0
Aggravated Assault	0	0
Simple Assault	1	0
Intimidation	0	0
Stalking	0	0
Forcible Rape	0	0
Forcible Sodomy	0	0
Sexual Assault w/Object	0	0
Forcible Fondling	0	0
Incest	0	0
Statutory Rape	0	0
Kidnapping/Abduction	0	0
<b>Total</b>	<b>1</b>	<b>0</b>

TIBRS Group B Arrests		
Offense	Adult	Juvenile
Bad Checks	0	0
Curfew/Vagrancy	0	0
Disorderly Conduct	0	0
DUI	9	0
Drunkenness	2	0
Family-Non Violent	0	0
Liquor Law Violation	0	0
Peeping Tom	0	0
Runaway	0	0
Trespass	1	0
All Other Offense	2	0
<b>Total Group B</b>	<b>14</b>	<b>0</b>

TIBRS Group A Offenses	Offenses		Arrests	
	Reported	Cleared	Adult	Juvenile
<b>Crimes Against Persons</b>				
Murder	0	0	0	0
Negligent Manslaughter	0	0	0	0
Kidnapping/Abduction	0	0	0	0
Forcible Rape	0	0	0	0
Forcible Sodomy	0	0	0	0
Sexual Assault w/Object	0	0	0	0
Forcible Fondling	1	0	0	0
Incest	0	0	0	0
Statutory Rape	0	0	0	0
Aggravated Assault	1	1	1	0
Simple Assault	4	1	1	0
Intimidation	3	0	0	0
Stalking	0	0	0	0
<b>Crimes Against Property</b>				
Arson	0	0	0	0
Bribery	0	0	0	0
Burglary	3	0	0	0
Counterfeiting/Forgery	3	1	1	0
Destruction/Damage/Vandalism	6	0	0	0
Embezzlement	0	0	0	0
Extortion/Blackmail	0	0	0	0
Fraud - False Pretenses	0	0	0	0
Fraud - Credit Card/ATM	0	0	0	0
Fraud - Impersonation	0	0	0	0
Fraud - Welfare	0	0	0	0
Fraud - Wire	0	0	0	0
Motor Vehicle Theft	2	0	0	0
Robbery	2	0	0	0
Stolen Property Offense	0	0	0	0
Theft - Pocket Picking	0	0	0	0
Theft - Purse Snatching	0	0	0	0
Theft - Shoplifting	1	0	0	0
Theft from Building	1	0	0	0
Theft from Coin Machine	0	0	0	0
Theft from Motor Vehicle	1	0	0	0
Theft of Motor Vehicle Parts	1	0	0	0
Theft - All Other Larceny	2	0	0	0
<b>Crimes Against Society</b>				
Drug/Narcotic Violations	2	2	2	0
Drug/Narcotic Equipment Violations	0	0	0	0
Gambling-Betting/Wagering	0	0	0	0
Gambling-Operating/Promoting	0	0	0	0
Gambling-Equipment Violation	0	0	0	0
Gambling-Sports Tampering	0	0	0	0
Pornography/Obscene Materials	0	0	0	0
Prostitution	0	0	0	0
Prostitution-Assisting/Promoting	0	0	0	0
Weapon Law Violations	0	0	0	0
<b>Total Group A Offenses</b>	<b>33</b>	<b>5</b>	<b>5</b>	<b>0</b>



# Rutherford Police Department

**2001 Population Estimate** 1,272

**Offense Overview**

Offense Total 40  
 Number Cleared 31  
 Percent Cleared 77.5%

Group A Crimes per 100,000 population 3,144.7

**Arrest Overview**

Total Arrests 42  
 Adult Arrests 38  
 Juvenile Arrests 3  
 Unknown Age 1

Arrests per 100,000 population 3,301.9

Avg. number offenses/incident 1.29

**Domestic Violence Victims**

Offense	Total	Arrests
Murder	0	0
Aggravated Assault	0	0
Simple Assault	1	0
Intimidation	0	0
Stalking	0	0
Forcible Rape	0	0
Forcible Sodomy	0	0
Sexual Assault w/Object	0	0
Forcible Fondling	0	0
Incest	0	0
Statutory Rape	0	0
Kidnapping/Abduction	0	0
<b>Total</b>	<b>1</b>	<b>0</b>

**TIBRS Group B Arrests**

Offense	Adult	Juvenile
Bad Checks	5	0
Curfew/Vagrancy	0	0
Disorderly Conduct	2	0
DUI	12	0
Drunkenness	7	3
Family-Non Violent	0	0
Liquor Law Violation	0	0
Peeping Tom	0	0
Runaway	0	0
Trespass	0	0
All Other Offense	1	0
<b>Total Group B</b>	<b>27</b>	<b>3</b>

TIBRS Group A Offenses	Offenses		Arrests	
	Reported	Cleared	Adult	Juvenile
<b>Crimes Against Persons</b>				
Murder	0	0	0	0
Negligent Manslaughter	0	0	0	0
Kidnapping/Abduction	0	0	0	0
Forcible Rape	0	0	0	0
Forcible Sodomy	0	0	0	0
Sexual Assault w/Object	0	0	0	0
Forcible Fondling	0	0	0	0
Incest	0	0	0	0
Statutory Rape	0	0	0	0
Aggravated Assault	1	1	0	0
Simple Assault	4	3	0	0
Intimidation	1	0	0	0
Stalking	1	1	0	0
<b>Crimes Against Property</b>				
Arson	1	0	0	0
Bribery	0	0	0	0
Burglary	2	0	0	0
Counterfeiting/Forgery	0	0	0	0
Destruction/Damage/Vandalism	3	1	0	0
Embezzlement	0	0	0	0
Extortion/Blackmail	0	0	0	0
Fraud - False Pretenses	0	0	0	0
Fraud - Credit Card/ATM	0	0	0	0
Fraud - Impersonation	1	1	1	0
Fraud - Welfare	0	0	0	0
Fraud - Wire	0	0	0	0
Motor Vehicle Theft	0	0	0	0
Robbery	1	0	0	0
Stolen Property Offense	0	0	0	0
Theft - Pocket Picking	0	0	0	0
Theft - Purse Snatching	0	0	0	0
Theft - Shoplifting	0	0	0	0
Theft from Building	0	0	0	0
Theft from Coin Machine	0	0	0	0
Theft from Motor Vehicle	0	0	0	0
Theft of Motor Vehicle Parts	0	0	0	0
Theft - All Other Larceny	1	0	0	0
<b>Crimes Against Society</b>				
Drug/Narcotic Violations	14	14	7	0
Drug/Narcotic Equipment Violations	8	8	2	0
Gambling-Betting/Wagering	0	0	0	0
Gambling-Operating/Promoting	0	0	0	0
Gambling-Equipment Violation	0	0	0	0
Gambling-Sports Tampering	0	0	0	0
Pornography/Obscene Materials	0	0	0	0
Prostitution	0	0	0	0
Prostitution-Assisting/Promoting	0	0	0	0
Weapon Law Violations	2	2	1	0
<b>Total Group A Offenses</b>	<b>40</b>	<b>31</b>	<b>11</b>	<b>0</b>



# Rutledge Police Department

<b>2001 Population Estimate</b>	<b>1,187</b>
<b>Offense Overview</b>	
Offense Total	47
Number Cleared	19
Percent Cleared	40.4%

Group A Crimes per 100,000 population	3,959.6
---------------------------------------	---------

<b>Arrest Overview</b>	
Total Arrests	63
Adult Arrests	51
Juvenile Arrests	11
Unknown Age	1

Arrests per 100,000 population	5,307.5
--------------------------------	---------

Avg. number offenses/incident	1.00
-------------------------------	------

## Domestic Violence Victims

Offense	Total	Arrests
Murder	0	0
Aggravated Assault	1	1
Simple Assault	0	0
Intimidation	0	0
Stalking	0	0
Forcible Rape	0	0
Forcible Sodomy	0	0
Sexual Assault w/Object	0	0
Forcible Fondling	0	0
Incest	0	0
Statutory Rape	0	0
Kidnapping/Abduction	0	0
<b>Total</b>	<b>1</b>	<b>1</b>

## TIBRS Group B Arrests

Offense	Adult	Juvenile
Bad Checks	0	0
Curfew/Vagrancy	0	0
Disorderly Conduct	2	0
DUI	8	0
Drunkenness	5	1
Family-Non Violent	2	0
Liquor Law Violation	1	0
Peeping Tom	0	0
Runaway	0	0
Trespass	0	0
All Other Offense	23	4
<b>Total Group B</b>	<b>41</b>	<b>5</b>

TIBRS Group A Offenses	Offenses		Arrests	
	Reported	Cleared	Adult	Juvenile
<b>Crimes Against Persons</b>				
Murder	0	0	0	0
Negligent Manslaughter	0	0	0	0
Kidnapping/Abduction	0	0	0	0
Forcible Rape	0	0	0	0
Forcible Sodomy	0	0	0	0
Sexual Assault w/Object	0	0	0	0
Forcible Fondling	0	0	0	0
Incest	0	0	0	0
Statutory Rape	0	0	0	0
Aggravated Assault	3	2	3	0
Simple Assault	3	2	1	0
Intimidation	0	0	0	0
Stalking	0	0	0	0
<b>Crimes Against Property</b>				
Arson	0	0	0	0
Bribery	0	0	0	0
Burglary	6	3	0	3
Counterfeiting/Forgery	3	2	0	0
Destruction/Damage/Vandalism	5	2	1	1
Embezzlement	0	0	0	0
Extortion/Blackmail	0	0	0	0
Fraud - False Pretenses	0	0	0	0
Fraud - Credit Card/ATM	0	0	0	0
Fraud - Impersonation	0	0	0	0
Fraud - Welfare	0	0	0	0
Fraud - Wire	0	0	0	0
Motor Vehicle Theft	2	1	1	0
Robbery	0	0	0	0
Stolen Property Offense	0	0	0	0
Theft - Pocket Picking	0	0	0	0
Theft - Purse Snatching	0	0	0	0
Theft - Shoplifting	1	1	1	0
Theft from Building	8	1	1	0
Theft from Coin Machine	2	0	0	0
Theft from Motor Vehicle	6	1	0	0
Theft of Motor Vehicle Parts	1	0	0	0
Theft - All Other Larceny	3	0	0	0
<b>Crimes Against Society</b>				
Drug/Narcotic Violations	4	4	2	2
Drug/Narcotic Equipment Violations	0	0	0	0
Gambling-Betting/Wagering	0	0	0	0
Gambling-Operating/Promoting	0	0	0	0
Gambling-Equipment Violation	0	0	0	0
Gambling-Sports Tampering	0	0	0	0
Pornography/Obscene Materials	0	0	0	0
Prostitution	0	0	0	0
Prostitution-Assisting/Promoting	0	0	0	0
Weapon Law Violations	0	0	0	0
<b>Total Group A Offenses</b>	<b>47</b>	<b>19</b>	<b>10</b>	<b>6</b>



# Savannah Police Department

**2001 Population Estimate**                        **6,953**

**Offense Overview**

Offense Total                                        729  
 Number Cleared                                   233  
 Percent Cleared                                    32.0%

Group A Crimes per 100,000  
 population                                        10,484.7

**Arrest Overview**

Total Arrests                                      586  
 Adult Arrests                                      571  
 Juvenile Arrests                                  11  
 Unknown Age                                      4

Arrests per 100,000 population              8,428.0

Avg. number offenses/incident                1.02

**Domestic Violence Victims**

Offense	Total	Arrests
Murder	0	0
Aggravated Assault	2	0
Simple Assault	29	27
Intimidation	1	0
Stalking	0	0
Forcible Rape	0	0
Forcible Sodomy	0	0
Sexual Assault w/Object	0	0
Forcible Fondling	0	0
Incest	0	0
Statutory Rape	0	0
Kidnapping/Abduction	0	0
<b>Total</b>	<b>32</b>	<b>27</b>

**TIBRS Group B Arrests**

Offense	Adult	Juvenile
Bad Checks	0	0
Curfew/Vagrancy	1	0
Disorderly Conduct	45	0
DUI	55	0
Drunkenness	184	0
Family-Non Violent	0	0
Liquor Law Violation	28	6
Peeping Tom	0	0
Runaway	0	0
Trespass	5	0
All Other Offense	39	2
<b>Total Group B</b>	<b>357</b>	<b>8</b>

TIBRS Group A Offenses	Offenses		Arrests	
	Reported	Cleared	Adult	Juvenile
<b>Crimes Against Persons</b>				
Murder	0	0	0	0
Negligent Manslaughter	0	0	0	0
Kidnapping/Abduction	0	0	0	0
Forcible Rape	1	1	0	0
Forcible Sodomy	0	0	0	0
Sexual Assault w/Object	0	0	0	0
Forcible Fondling	1	0	0	0
Incest	0	0	0	0
Statutory Rape	0	0	1	0
Aggravated Assault	18	9	8	0
Simple Assault	140	85	80	0
Intimidation	28	0	0	0
Stalking	0	0	0	0
<b>Crimes Against Property</b>				
Arson	4	1	1	0
Bribery	0	0	0	0
Burglary	76	11	7	0
Counterfeiting/Forgery	37	12	12	0
Destruction/Damage/Vandalism	31	6	4	0
Embezzlement	0	0	0	0
Extortion/Blackmail	0	0	0	0
Fraud - False Pretenses	20	9	5	0
Fraud - Credit Card/ATM	1	1	1	0
Fraud - Impersonation	2	2	1	0
Fraud - Welfare	0	0	0	0
Fraud - Wire	0	0	0	0
Motor Vehicle Theft	29	6	4	1
Robbery	1	0	0	0
Stolen Property Offense	0	0	0	0
Theft - Pocket Picking	1	0	0	0
Theft - Purse Snatching	0	0	0	0
Theft - Shoplifting	16	11	11	0
Theft from Building	75	10	9	0
Theft from Coin Machine	2	0	0	0
Theft from Motor Vehicle	84	1	1	0
Theft of Motor Vehicle Parts	27	1	1	0
Theft - All Other Larceny	71	7	10	0
<b>Crimes Against Society</b>				
Drug/Narcotic Violations	47	44	44	2
Drug/Narcotic Equipment Violations	9	8	6	0
Gambling-Betting/Wagering	0	0	0	0
Gambling-Operating/Promoting	0	0	0	0
Gambling-Equipment Violation	0	0	0	0
Gambling-Sports Tampering	0	0	0	0
Pornography/Obscene Materials	0	0	0	0
Prostitution	0	0	0	0
Prostitution-Assisting/Promoting	0	0	0	0
Weapon Law Violations	8	8	8	0
<b>Total Group A Offenses</b>	<b>729</b>	<b>233</b>	<b>214</b>	<b>3</b>



# Scotts Hill Police Department

**2001 Population Estimate**                      **911**

**Offense Overview**

Offense Total                                      61  
 Number Cleared                                23  
 Percent Cleared                                 37.7%

Group A Crimes per 100,000  
 population                                        6,695.9

**Arrest Overview**

Total Arrests                                    32  
 Adult Arrests                                    31  
 Juvenile Arrests                                1  
 Unknown Age                                    0

Arrests per 100,000 population            3,512.6

Avg. number offenses/incident              1.15

Domestic Violence Victims		
Offense	Total	Arrests
Murder	0	0
Aggravated Assault	0	0
Simple Assault	3	2
Intimidation	1	0
Stalking	0	0
Forcible Rape	0	0
Forcible Sodomy	0	0
Sexual Assault w/Object	0	0
Forcible Fondling	0	0
Incest	0	0
Statutory Rape	0	0
Kidnapping/Abduction	0	0
<b>Total</b>	<b>4</b>	<b>2</b>

TIBRS Group B Arrests		
Offense	Adult	Juvenile
Bad Checks	0	0
Curfew/Vagrancy	0	0
Disorderly Conduct	0	0
DUI	6	0
Drunkenness	3	0
Family-Non Violent	0	0
Liquor Law Violation	0	0
Peeping Tom	0	0
Runaway	0	0
Trespass	0	0
All Other Offense	0	0
<b>Total Group B</b>	<b>9</b>	<b>0</b>

TIBRS Group A Offenses	Offenses		Arrests	
	Reported	Cleared	Adult	Juvenile
<b>Crimes Against Persons</b>				
Murder	0	0	2	0
Negligent Manslaughter	0	0	0	0
Kidnapping/Abduction	0	0	0	0
Forcible Rape	0	0	0	0
Forcible Sodomy	0	0	0	0
Sexual Assault w/Object	0	0	0	0
Forcible Fondling	1	0	0	0
Incest	0	0	0	0
Statutory Rape	0	0	0	0
Aggravated Assault	2	2	2	0
Simple Assault	7	6	3	1
Intimidation	2	0	0	0
Stalking	0	0	0	0
<b>Crimes Against Property</b>				
Arson	0	0	0	0
Bribery	0	0	0	0
Burglary	6	0	0	0
Counterfeiting/Forgery	5	3	3	0
Destruction/Damage/Vandalism	14	2	2	0
Embezzlement	0	0	0	0
Extortion/Blackmail	0	0	0	0
Fraud - False Pretenses	1	0	0	0
Fraud - Credit Card/ATM	0	0	0	0
Fraud - Impersonation	0	0	0	0
Fraud - Welfare	0	0	0	0
Fraud - Wire	0	0	0	0
Motor Vehicle Theft	2	0	0	0
Robbery	0	0	0	0
Stolen Property Offense	1	1	1	0
Theft - Pocket Picking	1	0	0	0
Theft - Purse Snatching	0	0	1	0
Theft - Shoplifting	1	1	1	0
Theft from Building	8	3	3	0
Theft from Coin Machine	0	0	0	0
Theft from Motor Vehicle	0	0	0	0
Theft of Motor Vehicle Parts	1	0	0	0
Theft - All Other Larceny	6	2	2	0
<b>Crimes Against Society</b>				
Drug/Narcotic Violations	2	2	2	0
Drug/Narcotic Equipment Violations	1	1	0	0
Gambling-Betting/Wagering	0	0	0	0
Gambling-Operating/Promoting	0	0	0	0
Gambling-Equipment Violation	0	0	0	0
Gambling-Sports Tampering	0	0	0	0
Pornography/Obscene Materials	0	0	0	0
Prostitution	0	0	0	0
Prostitution-Assisting/Promoting	0	0	0	0
Weapon Law Violations	0	0	0	0
<b>Total Group A Offenses</b>	<b>61</b>	<b>23</b>	<b>22</b>	<b>1</b>



# Selmer Police Department

<b>2001 Population Estimate</b>	<b>4,541</b>
<b>Offense Overview</b>	
Offense Total	673
Number Cleared	162
Percent Cleared	24.1%
Group A Crimes per 100,000 population	14,820.5
<b>Arrest Overview</b>	
Total Arrests	276
Adult Arrests	266
Juvenile Arrests	7
Unknown Age	3
Arrests per 100,000 population	6,078.0
Avg. number offenses/incident	1.04

Domestic Violence Victims		
Offense	Total	Arrests
Murder	0	0
Aggravated Assault	15	13
Simple Assault	20	10
Intimidation	13	1
Stalking	1	0
Forcible Rape	1	1
Forcible Sodomy	0	0
Sexual Assault w/Object	0	0
Forcible Fondling	0	0
Incest	0	0
Statutory Rape	0	0
Kidnapping/Abduction	0	0
<b>Total</b>	<b>50</b>	<b>25</b>

TIBRS Group B Arrests		
Offense	Adult	Juvenile
Bad Checks	1	0
Curfew/Vagrancy	0	0
Disorderly Conduct	10	0
DUI	51	1
Drunkenness	37	1
Family-Non Violent	6	0
Liquor Law Violation	0	0
Peeping Tom	0	0
Runaway	0	0
Trespass	1	0
All Other Offense	10	0
<b>Total Group B</b>	<b>116</b>	<b>2</b>

TIBRS Group A Offenses	Offenses		Arrests	
	Reported	Cleared	Adult	Juvenile
<b>Crimes Against Persons</b>				
Murder	0	0	0	0
Negligent Manslaughter	0	0	0	0
Kidnapping/Abduction	2	0	0	0
Forcible Rape	2	2	2	0
Forcible Sodomy	0	0	0	0
Sexual Assault w/Object	0	0	0	0
Forcible Fondling	0	0	0	0
Incest	0	0	0	0
Statutory Rape	1	1	1	0
Aggravated Assault	41	27	29	1
Simple Assault	84	36	31	2
Intimidation	74	2	2	0
Stalking	5	0	0	0
<b>Crimes Against Property</b>				
Arson	0	0	0	0
Bribery	0	0	0	0
Burglary	48	5	4	0
Counterfeiting/Forgery	16	3	3	0
Destruction/Damage/Vandalism	95	4	2	0
Embezzlement	1	0	0	0
Extortion/Blackmail	0	0	0	0
Fraud - False Pretenses	5	1	1	0
Fraud - Credit Card/ATM	0	0	1	0
Fraud - Impersonation	0	0	0	0
Fraud - Welfare	0	0	0	0
Fraud - Wire	0	0	0	0
Motor Vehicle Theft	17	2	3	0
Robbery	2	1	1	0
Stolen Property Offense	1	1	0	0
Theft - Pocket Picking	0	0	0	0
Theft - Purse Snatching	1	0	0	0
Theft - Shoplifting	36	23	20	1
Theft from Building	75	8	6	0
Theft from Coin Machine	1	0	0	0
Theft from Motor Vehicle	26	1	2	0
Theft of Motor Vehicle Parts	8	0	0	0
Theft - All Other Larceny	87	3	3	0
<b>Crimes Against Society</b>				
Drug/Narcotic Violations	31	29	30	0
Drug/Narcotic Equipment Violations	10	9	5	1
Gambling-Betting/Wagering	0	0	0	0
Gambling-Operating/Promoting	0	0	0	0
Gambling-Equipment Violation	0	0	0	0
Gambling-Sports Tampering	0	0	0	0
Pornography/Obscene Materials	0	0	0	0
Prostitution	0	0	0	0
Prostitution-Assisting/Promoting	0	0	0	0
Weapon Law Violations	4	4	4	0
<b>Total Group A Offenses</b>	<b>673</b>	<b>162</b>	<b>150</b>	<b>5</b>





# Sevierville Police Department

2001 Population Estimate 12,434

## Offense Overview

Offense Total 1,928  
Number Cleared 535  
Percent Cleared 27.7%

Group A Crimes per 100,000 population 15,505.9

## Arrest Overview

Total Arrests 926  
Adult Arrests 767  
Juvenile Arrests 159  
Unknown Age 0

Arrests per 100,000 population 7,447.3

Avg. number offenses/incident 1.10

## Domestic Violence Victims

Offense	Total	Arrests
Murder	0	0
Aggravated Assault	9	5
Simple Assault	80	46
Intimidation	14	0
Stalking	1	1
Forcible Rape	3	1
Forcible Sodomy	0	0
Sexual Assault w/Object	2	2
Forcible Fondling	0	0
Incest	1	0
Statutory Rape	0	0
Kidnapping/Abduction	0	0
<b>Total</b>	<b>110</b>	<b>55</b>

## TIBRS Group B Arrests

Offense	Adult	Juvenile
Bad Checks	13	0
Curfew/Vagrancy	0	0
Disorderly Conduct	20	21
DUI	90	2
Drunkenness	72	2
Family-Non Violent	8	8
Liquor Law Violation	16	14
Peeping Tom	0	0
Runaway	0	7
Trespass	11	0
All Other Offense	79	47
<b>Total Group B</b>	<b>309</b>	<b>101</b>

TIBRS Group A Offenses	Offenses		Arrests	
	Reported	Cleared	Adult	Juvenile
<b>Crimes Against Persons</b>				
Murder	0	0	0	0
Negligent Manslaughter	0	0	0	0
Kidnapping/Abduction	0	0	0	0
Forcible Rape	4	2	1	0
Forcible Sodomy	0	0	0	0
Sexual Assault w/Object	2	2	2	0
Forcible Fondling	4	1	1	0
Incest	1	0	0	0
Statutory Rape	1	0	0	0
Aggravated Assault	43	21	20	1
Simple Assault	235	107	92	5
Intimidation	76	5	4	0
Stalking	7	3	2	0
<b>Crimes Against Property</b>				
Arson	3	3	2	0
Bribery	0	0	0	0
Burglary	152	15	14	2
Counterfeiting/Forgery	54	14	9	1
Destruction/Damage/Vandalism	219	17	9	5
Embezzlement	22	6	6	0
Extortion/Blackmail	0	0	0	0
Fraud - False Pretenses	100	25	18	0
Fraud - Credit Card/ATM	24	7	6	0
Fraud - Impersonation	13	8	5	0
Fraud - Welfare	0	0	0	0
Fraud - Wire	1	0	0	0
Motor Vehicle Theft	63	8	6	2
Robbery	6	2	3	0
Stolen Property Offense	5	5	5	0
Theft - Pocket Picking	1	0	0	0
Theft - Purse Snatching	2	0	0	0
Theft - Shoplifting	189	121	112	24
Theft from Building	145	16	14	2
Theft from Coin Machine	35	0	0	0
Theft from Motor Vehicle	105	4	4	0
Theft of Motor Vehicle Parts	90	5	7	0
Theft - All Other Larceny	176	12	13	0
<b>Crimes Against Society</b>				
Drug/Narcotic Violations	102	86	84	14
Drug/Narcotic Equipment Violations	36	30	10	1
Gambling-Betting/Wagering	0	0	0	0
Gambling-Operating/Promoting	0	0	0	0
Gambling-Equipment Violation	0	0	0	0
Gambling-Sports Tampering	0	0	0	0
Pornography/Obscene Materials	0	0	0	0
Prostitution	0	0	0	0
Prostitution-Assisting/Promoting	0	0	0	0
Weapon Law Violations	12	10	9	1
<b>Total Group A Offenses</b>	<b>1,928</b>	<b>535</b>	<b>458</b>	<b>58</b>



# Sharon Police Department

<b>2001 Population Estimate</b>	<b>988</b>
<b>Offense Overview</b>	
Offense Total	54
Number Cleared	8
Percent Cleared	14.8%
Group A Crimes per 100,000 population	5,465.6
<b>Arrest Overview</b>	
Total Arrests	14
Adult Arrests	12
Juvenile Arrests	1
Unknown Age	1
Arrests per 100,000 population	1,417.0
Avg. number offenses/incident	1.06

Domestic Violence Victims		
Offense	Total	Arrests
Murder	0	0
Aggravated Assault	2	2
Simple Assault	5	1
Intimidation	5	0
Stalking	0	0
Forcible Rape	0	0
Forcible Sodomy	0	0
Sexual Assault w/Object	0	0
Forcible Fondling	0	0
Incest	0	0
Statutory Rape	0	0
Kidnapping/Abduction	0	0
<b>Total</b>	<b>12</b>	<b>3</b>

TIBRS Group B Arrests		
Offense	Adult	Juvenile
Bad Checks	0	0
Curfew/Vagrancy	0	0
Disorderly Conduct	0	0
DUI	5	0
Drunkenness	1	0
Family-Non Violent	0	0
Liquor Law Violation	0	0
Peeping Tom	0	0
Runaway	0	0
Trespass	0	0
All Other Offense	0	0
<b>Total Group B</b>	<b>6</b>	<b>0</b>

TIBRS Group A Offenses	Offenses		Arrests	
	Reported	Cleared	Adult	Juvenile
<b>Crimes Against Persons</b>				
Murder	0	0	0	0
Negligent Manslaughter	0	0	0	0
Kidnapping/Abduction	0	0	0	0
Forcible Rape	0	0	0	0
Forcible Sodomy	0	0	0	0
Sexual Assault w/Object	0	0	0	0
Forcible Fondling	0	0	0	0
Incest	0	0	0	0
Statutory Rape	0	0	0	0
Aggravated Assault	7	5	3	1
Simple Assault	7	1	1	0
Intimidation	9	0	0	0
Stalking	0	0	0	0
<b>Crimes Against Property</b>				
Arson	0	0	0	0
Bribery	0	0	0	0
Burglary	6	0	0	0
Counterfeiting/Forgery	1	0	0	0
Destruction/Damage/Vandalism	12	0	0	0
Embezzlement	0	0	0	0
Extortion/Blackmail	0	0	0	0
Fraud - False Pretenses	0	0	0	0
Fraud - Credit Card/ATM	0	0	0	0
Fraud - Impersonation	0	0	0	0
Fraud - Welfare	0	0	0	0
Fraud - Wire	0	0	0	0
Motor Vehicle Theft	0	0	0	0
Robbery	0	0	0	0
Stolen Property Offense	0	0	0	0
Theft - Pocket Picking	0	0	0	0
Theft - Purse Snatching	0	0	0	0
Theft - Shoplifting	0	0	0	0
Theft from Building	4	0	0	0
Theft from Coin Machine	0	0	0	0
Theft from Motor Vehicle	3	0	0	0
Theft of Motor Vehicle Parts	1	0	0	0
Theft - All Other Larceny	2	0	0	0
<b>Crimes Against Society</b>				
Drug/Narcotic Violations	1	1	1	0
Drug/Narcotic Equipment Violations	1	1	1	0
Gambling-Betting/Wagering	0	0	0	0
Gambling-Operating/Promoting	0	0	0	0
Gambling-Equipment Violation	0	0	0	0
Gambling-Sports Tampering	0	0	0	0
Pornography/Obscene Materials	0	0	0	0
Prostitution	0	0	0	0
Prostitution-Assisting/Promoting	0	0	0	0
Weapon Law Violations	0	0	0	0
<b>Total Group A Offenses</b>	<b>54</b>	<b>8</b>	<b>6</b>	<b>1</b>



# Shelbyville Police Department

**2001 Population Estimate** 16,105

### Offense Overview

Offense Total 1,577  
 Number Cleared 490  
 Percent Cleared 31.1%

Group A Crimes per 100,000 population 9,792.0

### Arrest Overview

Total Arrests 1,036  
 Adult Arrests 931  
 Juvenile Arrests 100  
 Unknown Age 5

Arrests per 100,000 population 6,432.8

Avg. number offenses/incident 1.02

### Domestic Violence Victims

Offense	Total	Arrests
Murder	0	0
Aggravated Assault	12	6
Simple Assault	122	48
Intimidation	90	6
Stalking	0	0
Forcible Rape	0	0
Forcible Sodomy	0	0
Sexual Assault w/Object	0	0
Forcible Fondling	2	0
Incest	0	0
Statutory Rape	1	1
Kidnapping/Abduction	0	0
<b>Total</b>	<b>227</b>	<b>61</b>

### TIBRS Group B Arrests

Offense	Adult	Juvenile
Bad Checks	0	0
Curfew/Vagrancy	0	2
Disorderly Conduct	31	8
DUI	159	4
Drunkenness	253	3
Family-Non Violent	4	0
Liquor Law Violation	13	11
Peeping Tom	0	0
Runaway	0	1
Trespass	13	0
All Other Offense	41	12
<b>Total Group B</b>	<b>514</b>	<b>41</b>

TIBRS Group A Offenses	Offenses		Arrests	
	Reported	Cleared	Adult	Juvenile
<b>Crimes Against Persons</b>				
Murder	1	1	1	0
Negligent Manslaughter	0	0	0	0
Kidnapping/Abduction	2	0	0	0
Forcible Rape	2	0	0	0
Forcible Sodomy	0	0	0	0
Sexual Assault w/Object	0	0	0	0
Forcible Fondling	9	2	2	0
Incest	0	0	0	0
Statutory Rape	4	3	3	0
Aggravated Assault	68	43	33	3
Simple Assault	279	134	111	13
Intimidation	155	38	9	0
Stalking	2	0	0	0
<b>Crimes Against Property</b>				
Arson	4	0	0	0
Bribery	0	0	0	0
Burglary	151	9	13	1
Counterfeiting/Forgery	41	19	24	0
Destruction/Damage/Vandalism	211	15	10	5
Embezzlement	4	1	0	0
Extortion/Blackmail	0	0	0	0
Fraud - False Pretenses	18	0	0	0
Fraud - Credit Card/ATM	12	1	1	0
Fraud - Impersonation	14	13	15	0
Fraud - Welfare	0	0	0	0
Fraud - Wire	0	0	0	0
Motor Vehicle Theft	33	5	3	3
Robbery	20	5	6	0
Stolen Property Offense	2	2	3	0
Theft - Pocket Picking	1	0	0	0
Theft - Purse Snatching	1	1	1	0
Theft - Shoplifting	44	33	26	9
Theft from Building	98	10	8	0
Theft from Coin Machine	3	1	1	2
Theft from Motor Vehicle	99	5	4	0
Theft of Motor Vehicle Parts	60	4	1	3
Theft - All Other Larceny	104	10	5	1
<b>Crimes Against Society</b>				
Drug/Narcotic Violations	97	97	105	17
Drug/Narcotic Equipment Violations	23	23	19	0
Gambling-Betting/Wagering	0	0	0	0
Gambling-Operating/Promoting	0	0	0	0
Gambling-Equipment Violation	0	0	0	0
Gambling-Sports Tampering	0	0	0	0
Pornography/Obscene Materials	0	0	0	0
Prostitution	0	0	0	0
Prostitution-Assisting/Promoting	0	0	0	0
Weapon Law Violations	15	15	13	2
<b>Total Group A Offenses</b>	<b>1,577</b>	<b>490</b>	<b>417</b>	<b>59</b>



# Signal Mountain Police Department

<b>2001 Population Estimate</b>	<b>7,429</b>
<b>Offense Overview</b>	
Offense Total	150
Number Cleared	51
Percent Cleared	34.0%
Group A Crimes per 100,000 population	2,019.1
<b>Arrest Overview</b>	
Total Arrests	93
Adult Arrests	73
Juvenile Arrests	20
Unknown Age	0
Arrests per 100,000 population	1,251.9
Avg. number offenses/incident	1.09

Domestic Violence Victims		
Offense	Total	Arrests
Murder	0	0
Aggravated Assault	1	1
Simple Assault	6	5
Intimidation	3	1
Stalking	0	0
Forcible Rape	0	0
Forcible Sodomy	0	0
Sexual Assault w/Object	0	0
Forcible Fondling	0	0
Incest	0	0
Statutory Rape	0	0
Kidnapping/Abduction	0	0
<b>Total</b>	<b>10</b>	<b>7</b>

TIBRS Group B Arrests		
Offense	Adult	Juvenile
Bad Checks	7	0
Curfew/Vagrancy	0	0
Disorderly Conduct	1	0
DUI	19	0
Drunkenness	1	0
Family-Non Violent	0	0
Liquor Law Violation	1	4
Peeping Tom	0	0
Runaway	0	0
Trespass	0	6
All Other Offense	12	4
<b>Total Group B</b>	<b>41</b>	<b>14</b>

TIBRS Group A Offenses	Offenses		Arrests	
	Reported	Cleared	Adult	Juvenile
<b>Crimes Against Persons</b>				
Murder	0	0	0	0
Negligent Manslaughter	0	0	0	0
Kidnapping/Abduction	0	0	0	0
Forcible Rape	0	0	0	0
Forcible Sodomy	0	0	0	0
Sexual Assault w/Object	0	0	0	0
Forcible Fondling	0	0	0	0
Incest	0	0	0	0
Statutory Rape	1	1	1	0
Aggravated Assault	2	2	1	0
Simple Assault	9	6	4	1
Intimidation	32	1	1	0
Stalking	0	0	0	0
<b>Crimes Against Property</b>				
Arson	0	0	0	0
Bribery	0	0	0	0
Burglary	6	4	4	0
Counterfeiting/Forgery	8	6	3	0
Destruction/Damage/Vandalism	28	2	0	1
Embezzlement	0	0	0	0
Extortion/Blackmail	0	0	0	0
Fraud - False Pretenses	8	6	0	0
Fraud - Credit Card/ATM	2	1	0	1
Fraud - Impersonation	3	0	0	0
Fraud - Welfare	0	0	0	0
Fraud - Wire	0	0	0	0
Motor Vehicle Theft	1	0	0	0
Robbery	0	0	0	0
Stolen Property Offense	0	0	0	0
Theft - Pocket Picking	0	0	0	0
Theft - Purse Snatching	0	0	0	0
Theft - Shoplifting	4	2	1	0
Theft from Building	15	6	5	1
Theft from Coin Machine	0	0	0	0
Theft from Motor Vehicle	3	2	1	0
Theft of Motor Vehicle Parts	1	0	0	0
Theft - All Other Larceny	13	0	0	0
<b>Crimes Against Society</b>				
Drug/Narcotic Violations	11	10	11	2
Drug/Narcotic Equipment Violations	3	2	0	0
Gambling-Betting/Wagering	0	0	0	0
Gambling-Operating/Promoting	0	0	0	0
Gambling-Equipment Violation	0	0	0	0
Gambling-Sports Tampering	0	0	0	0
Pornography/Obscene Materials	0	0	0	0
Prostitution	0	0	0	0
Prostitution-Assisting/Promoting	0	0	0	0
Weapon Law Violations	0	0	0	0
<b>Total Group A Offenses</b>	<b>150</b>	<b>51</b>	<b>32</b>	<b>6</b>



# Smithville Police Department

**2001 Population Estimate**                      **3,994**

**Offense Overview**

Offense Total                                      490  
 Number Cleared                                120  
 Percent Cleared                                 24.5%

Group A Crimes per 100,000  
 population                                      12,268.4

**Arrest Overview**

Total Arrests                                    137  
 Adult Arrests                                    132  
 Juvenile Arrests                                1  
 Unknown Age                                    4

Arrests per 100,000 population            3,430.1

Avg. number offenses/incident              1.09

**Domestic Violence Victims**

Offense	Total	Arrests
Murder	0	0
Aggravated Assault	1	1
Simple Assault	7	4
Intimidation	0	0
Stalking	0	0
Forcible Rape	0	0
Forcible Sodomy	0	0
Sexual Assault w/Object	0	0
Forcible Fondling	0	0
Incest	0	0
Statutory Rape	0	0
Kidnapping/Abduction	0	0
<b>Total</b>	<b>8</b>	<b>5</b>

**TIBRS Group B Arrests**

Offense	Adult	Juvenile
Bad Checks	0	0
Curfew/Vagrancy	0	0
Disorderly Conduct	0	0
DUI	13	0
Drunkenness	20	0
Family-Non Violent	0	0
Liquor Law Violation	1	0
Peeping Tom	0	0
Runaway	0	1
Trespass	2	0
All Other Offense	8	0
<b>Total Group B</b>	<b>44</b>	<b>1</b>

TIBRS Group A Offenses	Offenses		Arrests	
	Reported	Cleared	Adult	Juvenile
<b>Crimes Against Persons</b>				
Murder	0	0	0	0
Negligent Manslaughter	0	0	0	0
Kidnapping/Abduction	3	1	0	0
Forcible Rape	1	0	0	0
Forcible Sodomy	0	0	0	0
Sexual Assault w/Object	0	0	0	0
Forcible Fondling	2	0	0	0
Incest	0	0	0	0
Statutory Rape	0	0	0	0
Aggravated Assault	15	8	7	0
Simple Assault	67	19	13	0
Intimidation	17	3	2	0
Stalking	9	3	1	0
<b>Crimes Against Property</b>				
Arson	0	0	0	0
Bribery	0	0	0	0
Burglary	23	3	2	0
Counterfeiting/Forgery	5	4	2	0
Destruction/Damage/Vandalism	113	5	0	0
Embezzlement	1	0	0	0
Extortion/Blackmail	0	0	0	0
Fraud - False Pretenses	7	1	0	0
Fraud - Credit Card/ATM	1	0	0	0
Fraud - Impersonation	1	1	1	0
Fraud - Welfare	0	0	0	0
Fraud - Wire	0	0	0	0
Motor Vehicle Theft	10	1	1	0
Robbery	1	0	0	0
Stolen Property Offense	0	0	0	0
Theft - Pocket Picking	0	0	0	0
Theft - Purse Snatching	0	0	0	0
Theft - Shoplifting	13	12	11	0
Theft from Building	39	7	6	0
Theft from Coin Machine	4	0	0	0
Theft from Motor Vehicle	52	5	5	0
Theft of Motor Vehicle Parts	19	0	0	0
Theft - All Other Larceny	43	4	3	0
<b>Crimes Against Society</b>				
Drug/Narcotic Violations	25	25	24	0
Drug/Narcotic Equipment Violations	9	9	3	0
Gambling-Betting/Wagering	0	0	0	0
Gambling-Operating/Promoting	0	0	0	0
Gambling-Equipment Violation	0	0	0	0
Gambling-Sports Tampering	0	0	0	0
Pornography/Obscene Materials	0	0	0	0
Prostitution	0	0	0	0
Prostitution-Assisting/Promoting	0	0	0	0
Weapon Law Violations	10	9	7	0
<b>Total Group A Offenses</b>	<b>490</b>	<b>120</b>	<b>88</b>	<b>0</b>



# Smyrna Police Department

<b>2001 Population Estimate</b>	<b>25,569</b>
<b>Offense Overview</b>	
Offense Total	1,953
Number Cleared	488
Percent Cleared	25.0%
Group A Crimes per 100,000 population	7,638.2
<b>Arrest Overview</b>	
Total Arrests	779
Adult Arrests	672
Juvenile Arrests	107
Unknown Age	0
Arrests per 100,000 population	3,046.7
Avg. number offenses/incident	1.09

<b>Domestic Violence Victims</b>		
Offense	Total	Arrests
Murder	1	0
Aggravated Assault	10	7
Simple Assault	163	58
Intimidation	18	0
Stalking	1	0
Forcible Rape	1	0
Forcible Sodomy	0	0
Sexual Assault w/Object	0	0
Forcible Fondling	3	0
Incest	2	0
Statutory Rape	0	0
Kidnapping/Abduction	0	0
<b>Total</b>	<b>199</b>	<b>65</b>

<b>TIBRS Group B Arrests</b>		
Offense	Adult	Juvenile
Bad Checks	51	0
Curfew/Vagrancy	0	20
Disorderly Conduct	21	4
DUI	131	2
Drunkenness	81	1
Family-Non Violent	7	5
Liquor Law Violation	47	9
Peeping Tom	0	0
Runaway	0	8
Trespass	7	2
All Other Offense	24	0
<b>Total Group B</b>	<b>369</b>	<b>51</b>

<b>TIBRS Group A Offenses</b>	<b>Offenses</b>		<b>Arrests</b>	
	<b>Reported</b>	<b>Cleared</b>	<b>Adult</b>	<b>Juvenile</b>
<b>Crimes Against Persons</b>				
Murder	1	1	0	0
Negligent Manslaughter	0	0	0	0
Kidnapping/Abduction	2	0	0	0
Forcible Rape	6	2	2	0
Forcible Sodomy	1	0	0	0
Sexual Assault w/Object	0	0	1	0
Forcible Fondling	9	4	0	0
Incest	2	1	0	0
Statutory Rape	2	2	2	0
Aggravated Assault	72	33	21	1
Simple Assault	408	180	116	5
Intimidation	97	12	0	0
Stalking	22	5	1	0
<b>Crimes Against Property</b>				
Arson	7	2	1	2
Bribery	0	0	0	0
Burglary	137	16	14	3
Counterfeiting/Forgery	40	13	12	0
Destruction/Damage/Vandalism	230	27	3	1
Embezzlement	11	2	0	0
Extortion/Blackmail	0	0	0	0
Fraud - False Pretenses	5	1	0	0
Fraud - Credit Card/ATM	12	0	0	0
Fraud - Impersonation	6	1	0	0
Fraud - Welfare	0	0	0	0
Fraud - Wire	0	0	0	0
Motor Vehicle Theft	53	8	7	3
Robbery	11	3	2	0
Stolen Property Offense	2	1	1	0
Theft - Pocket Picking	0	0	0	0
Theft - Purse Snatching	0	0	0	0
Theft - Shoplifting	141	90	73	35
Theft from Building	120	17	8	0
Theft from Coin Machine	5	0	0	0
Theft from Motor Vehicle	125	10	5	1
Theft of Motor Vehicle Parts	113	11	5	3
Theft - All Other Larceny	262	13	8	2
<b>Crimes Against Society</b>				
Drug/Narcotic Violations	35	29	17	0
Drug/Narcotic Equipment Violations	12	1	2	0
Gambling-Betting/Wagering	0	0	0	0
Gambling-Operating/Promoting	0	0	0	0
Gambling-Equipment Violation	0	0	0	0
Gambling-Sports Tampering	0	0	0	0
Pornography/Obscene Materials	0	0	0	0
Prostitution	0	0	0	0
Prostitution-Assisting/Promoting	0	0	0	0
Weapon Law Violations	4	3	2	0
<b>Total Group A Offenses</b>	<b>1,953</b>	<b>488</b>	<b>303</b>	<b>56</b>



# Sneedville Police Department

**2001 Population Estimate** 1,257

**Offense Overview**

Offense Total 100  
 Number Cleared 11  
 Percent Cleared 11.0%

Group A Crimes per 100,000 population 7,955.4

**Arrest Overview**

Total Arrests 60  
 Adult Arrests 52  
 Juvenile Arrests 0  
 Unknown Age 8

Arrests per 100,000 population 4,773.3

Avg. number offenses/incident 1.00

Domestic Violence Victims		
Offense	Total	Arrests
Murder	0	0
Aggravated Assault	1	1
Simple Assault	1	1
Intimidation	1	0
Stalking	0	0
Forcible Rape	0	0
Forcible Sodomy	0	0
Sexual Assault w/Object	0	0
Forcible Fondling	0	0
Incest	0	0
Statutory Rape	0	0
Kidnapping/Abduction	0	0
<b>Total</b>	<b>3</b>	<b>2</b>

TIBRS Group B Arrests		
Offense	Adult	Juvenile
Bad Checks	0	0
Curfew/Vagrancy	0	0
Disorderly Conduct	3	0
DUI	10	0
Drunkenness	28	0
Family-Non Violent	0	0
Liquor Law Violation	0	0
Peeping Tom	0	0
Runaway	0	0
Trespass	0	0
All Other Offense	2	0
<b>Total Group B</b>	<b>43</b>	<b>0</b>

TIBRS Group A Offenses	Offenses		Arrests	
	Reported	Cleared	Adult	Juvenile
<b>Crimes Against Persons</b>				
Murder	0	0	0	0
Negligent Manslaughter	0	0	0	0
Kidnapping/Abduction	0	0	0	0
Forcible Rape	0	0	0	0
Forcible Sodomy	0	0	0	0
Sexual Assault w/Object	0	0	0	0
Forcible Fondling	0	0	0	0
Incest	0	0	0	0
Statutory Rape	0	0	0	0
Aggravated Assault	3	3	2	0
Simple Assault	2	1	1	0
Intimidation	2	0	0	0
Stalking	0	0	0	0
<b>Crimes Against Property</b>				
Arson	2	1	2	0
Bribery	0	0	0	0
Burglary	14	3	2	0
Counterfeiting/Forgery	0	0	0	0
Destruction/Damage/Vandalism	31	0	0	0
Embezzlement	0	0	0	0
Extortion/Blackmail	0	0	0	0
Fraud - False Pretenses	0	0	0	0
Fraud - Credit Card/ATM	0	0	0	0
Fraud - Impersonation	0	0	0	0
Fraud - Welfare	0	0	0	0
Fraud - Wire	0	0	0	0
Motor Vehicle Theft	1	0	0	0
Robbery	0	0	0	0
Stolen Property Offense	0	0	0	0
Theft - Pocket Picking	0	0	0	0
Theft - Purse Snatching	1	0	0	0
Theft - Shoplifting	1	0	0	0
Theft from Building	13	0	0	0
Theft from Coin Machine	0	0	0	0
Theft from Motor Vehicle	14	2	1	0
Theft of Motor Vehicle Parts	6	0	0	0
Theft - All Other Larceny	9	1	1	0
<b>Crimes Against Society</b>				
Drug/Narcotic Violations	1	0	0	0
Drug/Narcotic Equipment Violations	0	0	0	0
Gambling-Betting/Wagering	0	0	0	0
Gambling-Operating/Promoting	0	0	0	0
Gambling-Equipment Violation	0	0	0	0
Gambling-Sports Tampering	0	0	0	0
Pornography/Obscene Materials	0	0	0	0
Prostitution	0	0	0	0
Prostitution-Assisting/Promoting	0	0	0	0
Weapon Law Violations	0	0	0	0
<b>Total Group A Offenses</b>	<b>100</b>	<b>11</b>	<b>9</b>	<b>0</b>



# Soddy-Daisy Police Department

<b>2001 Population Estimate</b>	<b>11,530</b>
<b>Offense Overview</b>	
Offense Total	907
Number Cleared	492
Percent Cleared	54.2%
Group A Crimes per 100,000 population	7,866.4
<b>Arrest Overview</b>	
Total Arrests	496
Adult Arrests	430
Juvenile Arrests	66
Unknown Age	0
Arrests per 100,000 population	4,301.8
Avg. number offenses/incident	1.13

<b>Domestic Violence Victims</b>		
Offense	Total	Arrests
Murder	0	0
Aggravated Assault	16	7
Simple Assault	63	29
Intimidation	27	4
Stalking	3	1
Forcible Rape	0	0
Forcible Sodomy	0	0
Sexual Assault w/Object	0	0
Forcible Fondling	1	0
Incest	0	0
Statutory Rape	1	1
Kidnapping/Abduction	0	0
<b>Total</b>	<b>111</b>	<b>42</b>

<b>TIBRS Group B Arrests</b>		
Offense	Adult	Juvenile
Bad Checks	2	0
Curfew/Vagrancy	0	0
Disorderly Conduct	16	5
DUI	47	1
Drunkenness	28	5
Family-Non Violent	0	0
Liquor Law Violation	0	0
Peeping Tom	0	0
Runaway	0	5
Trespass	0	0
All Other Offense	111	5
<b>Total Group B</b>	<b>204</b>	<b>21</b>

<b>TIBRS Group A Offenses</b>	<b>Offenses</b>		<b>Arrests</b>	
	<b>Reported</b>	<b>Cleared</b>	<b>Adult</b>	<b>Juvenile</b>
<b>Crimes Against Persons</b>				
Murder	0	0	0	0
Negligent Manslaughter	0	0	0	0
Kidnapping/Abduction	1	0	0	0
Forcible Rape	1	1	0	0
Forcible Sodomy	0	0	0	0
Sexual Assault w/Object	0	0	0	0
Forcible Fondling	1	0	0	0
Incest	0	0	0	0
Statutory Rape	2	2	2	0
Aggravated Assault	43	36	14	0
Simple Assault	156	129	59	6
Intimidation	112	95	10	0
Stalking	7	7	5	0
<b>Crimes Against Property</b>				
Arson	0	0	0	0
Bribery	0	0	0	0
Burglary	93	22	18	3
Counterfeiting/Forgery	13	8	5	0
Destruction/Damage/Vandalism	103	27	9	3
Embezzlement	10	8	6	0
Extortion/Blackmail	0	0	0	0
Fraud - False Pretenses	16	9	3	0
Fraud - Credit Card/ATM	2	1	0	0
Fraud - Impersonation	3	2	2	0
Fraud - Welfare	0	0	0	0
Fraud - Wire	0	0	0	0
Motor Vehicle Theft	23	3	2	2
Robbery	4	1	1	0
Stolen Property Offense	2	2	1	0
Theft - Pocket Picking	0	0	0	0
Theft - Purse Snatching	1	1	3	0
Theft - Shoplifting	22	15	5	3
Theft from Building	65	27	13	16
Theft from Coin Machine	4	0	0	0
Theft from Motor Vehicle	39	9	11	0
Theft of Motor Vehicle Parts	18	2	1	2
Theft - All Other Larceny	95	17	11	2
<b>Crimes Against Society</b>				
Drug/Narcotic Violations	38	36	33	7
Drug/Narcotic Equipment Violations	25	25	10	0
Gambling-Betting/Wagering	0	0	0	0
Gambling-Operating/Promoting	0	0	0	0
Gambling-Equipment Violation	0	0	0	0
Gambling-Sports Tampering	0	0	0	0
Pornography/Obscene Materials	0	0	0	0
Prostitution	0	0	0	0
Prostitution-Assisting/Promoting	0	0	0	0
Weapon Law Violations	8	7	2	1
<b>Total Group A Offenses</b>	<b>907</b>	<b>492</b>	<b>226</b>	<b>45</b>





# Somerville Police Department

<b>2001 Population Estimate</b>	<b>2,519</b>
<b>Offense Overview</b>	
Offense Total	160
Number Cleared	74
Percent Cleared	46.3%
Group A Crimes per 100,000 population	6,351.7

<b>Arrest Overview</b>	
Total Arrests	182
Adult Arrests	155
Juvenile Arrests	26
Unknown Age	1
Arrests per 100,000 population	7,225.1
Avg. number offenses/incident	1.08

<b>Domestic Violence Victims</b>		
Offense	Total	Arrests
Murder	0	0
Aggravated Assault	0	0
Simple Assault	5	4
Intimidation	0	0
Stalking	0	0
Forcible Rape	0	0
Forcible Sodomy	0	0
Sexual Assault w/Object	0	0
Forcible Fondling	1	0
Incest	0	0
Statutory Rape	0	0
Kidnapping/Abduction	0	0
<b>Total</b>	<b>6</b>	<b>4</b>

<b>TIBRS Group B Arrests</b>		
Offense	Adult	Juvenile
Bad Checks	1	0
Curfew/Vagrancy	1	1
Disorderly Conduct	13	7
DUI	25	2
Drunkenness	17	0
Family-Non Violent	0	0
Liquor Law Violation	13	2
Peeping Tom	0	0
Runaway	0	2
Trespass	0	1
All Other Offense	27	0
<b>Total Group B</b>	<b>97</b>	<b>15</b>

<b>TIBRS Group A Offenses</b>	<b>Offenses</b>		<b>Arrests</b>	
	Reported	Cleared	Adult	Juvenile
<b>Crimes Against Persons</b>				
Murder	0	0	0	0
Negligent Manslaughter	0	0	0	0
Kidnapping/Abduction	0	0	0	0
Forcible Rape	1	1	1	0
Forcible Sodomy	0	0	0	0
Sexual Assault w/Object	0	0	0	0
Forcible Fondling	3	2	1	1
Incest	1	1	1	0
Statutory Rape	0	0	0	0
Aggravated Assault	4	3	3	0
Simple Assault	21	15	11	2
Intimidation	5	1	1	1
Stalking	0	0	0	0
<b>Crimes Against Property</b>				
Arson	0	0	0	0
Bribery	0	0	0	0
Burglary	21	3	2	0
Counterfeiting/Forgery	6	5	5	0
Destruction/Damage/Vandalism	16	1	0	1
Embezzlement	2	2	2	0
Extortion/Blackmail	0	0	0	0
Fraud - False Pretenses	0	0	0	0
Fraud - Credit Card/ATM	0	0	0	0
Fraud - Impersonation	0	0	0	0
Fraud - Welfare	0	0	0	0
Fraud - Wire	0	0	0	0
Motor Vehicle Theft	9	0	0	0
Robbery	2	1	1	0
Stolen Property Offense	3	0	1	0
Theft - Pocket Picking	0	0	0	0
Theft - Purse Snatching	1	1	1	0
Theft - Shoplifting	8	7	7	0
Theft from Building	4	0	0	0
Theft from Coin Machine	0	0	0	0
Theft from Motor Vehicle	11	0	0	0
Theft of Motor Vehicle Parts	1	0	0	0
Theft - All Other Larceny	12	3	3	1
<b>Crimes Against Society</b>				
Drug/Narcotic Violations	12	12	11	2
Drug/Narcotic Equipment Violations	15	15	6	0
Gambling-Betting/Wagering	2	1	1	3
Gambling-Operating/Promoting	0	0	0	0
Gambling-Equipment Violation	0	0	0	0
Gambling-Sports Tampering	0	0	0	0
Pornography/Obscene Materials	0	0	0	0
Prostitution	0	0	0	0
Prostitution-Assisting/Promoting	0	0	0	0
Weapon Law Violations	0	0	0	0
<b>Total Group A Offenses</b>	<b>160</b>	<b>74</b>	<b>58</b>	<b>11</b>



# South Carthage Police Department

**2001 Population Estimate** **1,302**

**Offense Overview**

Offense Total 70  
 Number Cleared 26  
 Percent Cleared 37.1%

Group A Crimes per 100,000 population 5,376.3

**Arrest Overview**

Total Arrests 42  
 Adult Arrests 41  
 Juvenile Arrests 0  
 Unknown Age 1

Arrests per 100,000 population 3,225.8

Avg. number offenses/incident 1.03

Domestic Violence Victims		
Offense	Total	Arrests
Murder	0	0
Aggravated Assault	1	0
Simple Assault	3	1
Intimidation	0	0
Stalking	0	0
Forcible Rape	0	0
Forcible Sodomy	0	0
Sexual Assault w/Object	0	0
Forcible Fondling	0	0
Incest	0	0
Statutory Rape	0	0
Kidnapping/Abduction	0	0
<b>Total</b>	<b>4</b>	<b>1</b>

TIBRS Group B Arrests		
Offense	Adult	Juvenile
Bad Checks	0	0
Curfew/Vagrancy	0	0
Disorderly Conduct	5	0
DUI	4	0
Drunkenness	21	0
Family-Non Violent	0	0
Liquor Law Violation	1	0
Peeping Tom	0	0
Runaway	0	0
Trespass	0	0
All Other Offense	0	0
<b>Total Group B</b>	<b>31</b>	<b>0</b>

TIBRS Group A Offenses	Offenses		Arrests	
	Reported	Cleared	Adult	Juvenile
<b>Crimes Against Persons</b>				
Murder	0	0	0	0
Negligent Manslaughter	0	0	0	0
Kidnapping/Abduction	0	0	0	0
Forcible Rape	0	0	0	0
Forcible Sodomy	0	0	0	0
Sexual Assault w/Object	0	0	0	0
Forcible Fondling	0	0	0	0
Incest	0	0	0	0
Statutory Rape	0	0	0	0
Aggravated Assault	1	0	0	0
Simple Assault	11	10	6	0
Intimidation	6	3	1	0
Stalking	0	0	0	0
<b>Crimes Against Property</b>				
Arson	1	0	0	0
Bribery	0	0	0	0
Burglary	9	2	0	0
Counterfeiting/Forgery	2	0	0	0
Destruction/Damage/Vandalism	14	2	0	0
Embezzlement	0	0	0	0
Extortion/Blackmail	0	0	0	0
Fraud - False Pretenses	1	0	0	0
Fraud - Credit Card/ATM	0	0	0	0
Fraud - Impersonation	0	0	0	0
Fraud - Welfare	0	0	0	0
Fraud - Wire	0	0	0	0
Motor Vehicle Theft	1	0	0	0
Robbery	0	0	0	0
Stolen Property Offense	0	0	1	0
Theft - Pocket Picking	0	0	0	0
Theft - Purse Snatching	0	0	0	0
Theft - Shoplifting	3	3	2	0
Theft from Building	2	0	0	0
Theft from Coin Machine	1	0	0	0
Theft from Motor Vehicle	6	1	0	0
Theft of Motor Vehicle Parts	4	1	0	0
Theft - All Other Larceny	4	1	0	0
<b>Crimes Against Society</b>				
Drug/Narcotic Violations	2	2	0	0
Drug/Narcotic Equipment Violations	2	1	0	0
Gambling-Betting/Wagering	0	0	0	0
Gambling-Operating/Promoting	0	0	0	0
Gambling-Equipment Violation	0	0	0	0
Gambling-Sports Tampering	0	0	0	0
Pornography/Obscene Materials	0	0	0	0
Prostitution	0	0	0	0
Prostitution-Assisting/Promoting	0	0	0	0
Weapon Law Violations	0	0	0	0
<b>Total Group A Offenses</b>	<b>70</b>	<b>26</b>	<b>10</b>	<b>0</b>



# South Fulton Police Department

<b>2001 Population Estimate</b>	<b>2,517</b>
<b>Offense Overview</b>	
Offense Total	162
Number Cleared	44
Percent Cleared	27.2%

Group A Crimes per 100,000 population	6,436.2
---------------------------------------	---------

<b>Arrest Overview</b>	
Total Arrests	100
Adult Arrests	91
Juvenile Arrests	7
Unknown Age	2
Arrests per 100,000 population	3,973.0
Avg. number offenses/incident	1.07

<b>Domestic Violence Victims</b>		
Offense	Total	Arrests
Murder	0	0
Aggravated Assault	0	0
Simple Assault	18	13
Intimidation	2	0
Stalking	0	0
Forcible Rape	0	0
Forcible Sodomy	0	0
Sexual Assault w/Object	0	0
Forcible Fondling	0	0
Incest	0	0
Statutory Rape	0	0
Kidnapping/Abduction	0	0
<b>Total</b>	<b>20</b>	<b>13</b>

<b>TIBRS Group B Arrests</b>		
Offense	Adult	Juvenile
Bad Checks	0	0
Curfew/Vagrancy	1	2
Disorderly Conduct	2	1
DUI	24	0
Drunkenness	14	0
Family-Non Violent	0	0
Liquor Law Violation	1	0
Peeping Tom	0	0
Runaway	0	2
Trespass	1	0
All Other Offense	7	0
<b>Total Group B</b>	<b>50</b>	<b>5</b>

<b>TIBRS Group A Offenses</b>	<b>Offenses</b>		<b>Arrests</b>	
	Reported	Cleared	Adult	Juvenile
<b>Crimes Against Persons</b>				
Murder	0	0	0	0
Negligent Manslaughter	0	0	0	0
Kidnapping/Abduction	1	0	0	0
Forcible Rape	2	0	0	0
Forcible Sodomy	0	0	0	0
Sexual Assault w/Object	0	0	0	0
Forcible Fondling	0	0	0	0
Incest	0	0	0	0
Statutory Rape	0	0	0	0
Aggravated Assault	6	3	2	1
Simple Assault	39	17	14	0
Intimidation	4	0	0	0
Stalking	0	0	0	0
<b>Crimes Against Property</b>				
Arson	2	0	0	0
Bribery	0	0	0	0
Burglary	9	0	0	0
Counterfeiting/Forgery	0	0	0	0
Destruction/Damage/Vandalism	37	1	0	1
Embezzlement	0	0	0	0
Extortion/Blackmail	0	0	0	0
Fraud - False Pretenses	2	2	2	0
Fraud - Credit Card/ATM	0	0	0	0
Fraud - Impersonation	0	0	0	0
Fraud - Welfare	0	0	0	0
Fraud - Wire	0	0	0	0
Motor Vehicle Theft	6	0	0	0
Robbery	0	0	0	0
Stolen Property Offense	0	0	0	0
Theft - Pocket Picking	0	0	0	0
Theft - Purse Snatching	0	0	0	0
Theft - Shoplifting	0	0	0	0
Theft from Building	15	0	0	0
Theft from Coin Machine	1	0	0	0
Theft from Motor Vehicle	4	0	0	0
Theft of Motor Vehicle Parts	4	0	0	0
Theft - All Other Larceny	9	0	0	0
<b>Crimes Against Society</b>				
Drug/Narcotic Violations	11	11	16	0
Drug/Narcotic Equipment Violations	7	7	5	0
Gambling-Betting/Wagering	0	0	0	0
Gambling-Operating/Promoting	0	0	0	0
Gambling-Equipment Violation	0	0	0	0
Gambling-Sports Tampering	0	0	0	0
Pornography/Obscene Materials	0	0	0	0
Prostitution	0	0	0	0
Prostitution-Assisting/Promoting	0	0	0	0
Weapon Law Violations	3	3	2	0
<b>Total Group A Offenses</b>	<b>162</b>	<b>44</b>	<b>41</b>	<b>2</b>



# South Pittsburg Police Department

<b>2001 Population Estimate</b>	<b>3,295</b>
<b>Offense Overview</b>	
Offense Total	333
Number Cleared	55
Percent Cleared	16.5%

Group A Crimes per 100,000 population	10,106.2
---------------------------------------	----------

<b>Arrest Overview</b>	
Total Arrests	127
Adult Arrests	123
Juvenile Arrests	3
Unknown Age	1
Arrests per 100,000 population	3,854.3
Avg. number offenses/incident	1.01

Domestic Violence Victims		
Offense	Total	Arrests
Murder	0	0
Aggravated Assault	3	2
Simple Assault	3	2
Intimidation	1	0
Stalking	0	0
Forcible Rape	0	0
Forcible Sodomy	0	0
Sexual Assault w/Object	0	0
Forcible Fondling	0	0
Incest	0	0
Statutory Rape	0	0
Kidnapping/Abduction	0	0
<b>Total</b>	<b>7</b>	<b>4</b>

TIBRS Group B Arrests		
Offense	Adult	Juvenile
Bad Checks	0	0
Curfew/Vagrancy	1	0
Disorderly Conduct	9	0
DUI	22	0
Drunkenness	15	0
Family-Non Violent	0	0
Liquor Law Violation	1	0
Peeping Tom	0	0
Runaway	0	0
Trespass	0	0
All Other Offense	19	0
<b>Total Group B</b>	<b>67</b>	<b>0</b>

TIBRS Group A Offenses	Offenses		Arrests	
	Reported	Cleared	Adult	Juvenile
<b>Crimes Against Persons</b>				
Murder	1	1	1	0
Negligent Manslaughter	0	0	0	0
Kidnapping/Abduction	0	0	0	0
Forcible Rape	0	0	0	0
Forcible Sodomy	0	0	0	0
Sexual Assault w/Object	0	0	0	0
Forcible Fondling	1	0	0	0
Incest	0	0	0	0
Statutory Rape	0	0	0	0
Aggravated Assault	23	10	12	0
Simple Assault	64	9	10	1
Intimidation	14	1	1	0
Stalking	1	0	0	0
<b>Crimes Against Property</b>				
Arson	0	0	0	0
Bribery	0	0	0	0
Burglary	31	3	2	0
Counterfeiting/Forgery	2	0	0	0
Destruction/Damage/Vandalism	46	1	1	0
Embezzlement	0	0	0	0
Extortion/Blackmail	0	0	0	0
Fraud - False Pretenses	1	1	1	0
Fraud - Credit Card/ATM	0	0	0	0
Fraud - Impersonation	0	0	0	0
Fraud - Welfare	0	0	0	0
Fraud - Wire	0	0	0	0
Motor Vehicle Theft	5	1	1	0
Robbery	2	0	0	0
Stolen Property Offense	1	1	1	0
Theft - Pocket Picking	0	0	0	0
Theft - Purse Snatching	2	0	0	0
Theft - Shoplifting	1	1	1	0
Theft from Building	64	5	4	0
Theft from Coin Machine	2	0	0	0
Theft from Motor Vehicle	24	0	1	0
Theft of Motor Vehicle Parts	0	0	0	0
Theft - All Other Larceny	28	1	1	0
<b>Crimes Against Society</b>				
Drug/Narcotic Violations	17	17	17	1
Drug/Narcotic Equipment Violations	2	2	2	0
Gambling-Betting/Wagering	0	0	0	0
Gambling-Operating/Promoting	0	0	0	0
Gambling-Equipment Violation	0	0	0	0
Gambling-Sports Tampering	0	0	0	0
Pornography/Obscene Materials	0	0	0	0
Prostitution	0	0	0	0
Prostitution-Assisting/Promoting	0	0	0	0
Weapon Law Violations	1	1	0	1
<b>Total Group A Offenses</b>	<b>333</b>	<b>55</b>	<b>56</b>	<b>3</b>



# Sparta Police Department

**2001 Population Estimate** 4,599

**Offense Overview**

Offense Total	704
Number Cleared	216
Percent Cleared	30.7%

Group A Crimes per 100,000 population	15,307.7
---------------------------------------	----------

**Arrest Overview**

Total Arrests	225
Adult Arrests	216
Juvenile Arrests	9
Unknown Age	0

Arrests per 100,000 population	4,892.4
--------------------------------	---------

Avg. number offenses/incident	1.10
-------------------------------	------

**Domestic Violence Victims**

Offense	Total	Arrests
Murder	0	0
Aggravated Assault	3	2
Simple Assault	28	14
Intimidation	6	0
Stalking	0	0
Forcible Rape	0	0
Forcible Sodomy	0	0
Sexual Assault w/Object	0	0
Forcible Fondling	2	1
Incest	0	0
Statutory Rape	0	0
Kidnapping/Abduction	0	0
<b>Total</b>	<b>39</b>	<b>17</b>

**TIBRS Group B Arrests**

Offense	Adult	Juvenile
Bad Checks	0	0
Curfew/Vagrancy	0	0
Disorderly Conduct	8	2
DUI	22	0
Drunkenness	22	0
Family-Non Violent	0	0
Liquor Law Violation	1	0
Peeping Tom	0	0
Runaway	0	0
Trespass	1	0
All Other Offense	9	0
<b>Total Group B</b>	<b>63</b>	<b>2</b>

TIBRS Group A Offenses	Offenses		Arrests	
	Reported	Cleared	Adult	Juvenile
<b>Crimes Against Persons</b>				
Murder	0	0	0	0
Negligent Manslaughter	0	0	0	0
Kidnapping/Abduction	0	0	0	0
Forcible Rape	3	0	0	0
Forcible Sodomy	0	0	0	0
Sexual Assault w/Object	0	0	0	0
Forcible Fondling	3	2	2	0
Incest	0	0	0	0
Statutory Rape	2	2	2	0
Aggravated Assault	18	15	7	0
Simple Assault	79	45	31	2
Intimidation	15	2	1	0
Stalking	0	0	0	0
<b>Crimes Against Property</b>				
Arson	4	1	0	0
Bribery	0	0	0	0
Burglary	98	10	8	0
Counterfeiting/Forgery	47	17	14	0
Destruction/Damage/Vandalism	115	19	5	0
Embezzlement	2	1	1	0
Extortion/Blackmail	0	0	0	0
Fraud - False Pretenses	5	4	3	0
Fraud - Credit Card/ATM	0	0	0	0
Fraud - Impersonation	4	4	3	1
Fraud - Welfare	0	0	0	0
Fraud - Wire	0	0	0	0
Motor Vehicle Theft	24	4	4	0
Robbery	1	0	0	0
Stolen Property Offense	0	0	0	0
Theft - Pocket Picking	3	1	0	0
Theft - Purse Snatching	2	0	0	0
Theft - Shoplifting	10	9	6	1
Theft from Building	60	11	4	0
Theft from Coin Machine	3	0	0	0
Theft from Motor Vehicle	30	5	3	1
Theft of Motor Vehicle Parts	38	0	0	0
Theft - All Other Larceny	86	13	4	1
<b>Crimes Against Society</b>				
Drug/Narcotic Violations	35	35	42	1
Drug/Narcotic Equipment Violations	11	10	7	0
Gambling-Betting/Wagering	0	0	0	0
Gambling-Operating/Promoting	0	0	0	0
Gambling-Equipment Violation	0	0	0	0
Gambling-Sports Tampering	0	0	0	0
Pornography/Obscene Materials	0	0	0	0
Prostitution	0	0	0	0
Prostitution-Assisting/Promoting	0	0	0	0
Weapon Law Violations	6	6	6	0
<b>Total Group A Offenses</b>	<b>704</b>	<b>216</b>	<b>153</b>	<b>7</b>



# Spencer Police Department

<b>2001 Population Estimate</b>	<b>1,713</b>
<b>Offense Overview</b>	
Offense Total	13
Number Cleared	6
Percent Cleared	46.2%

Group A Crimes per 100,000 population	758.9
---------------------------------------	-------

<b>Arrest Overview</b>	
Total Arrests	9
Adult Arrests	5
Juvenile Arrests	0
Unknown Age	4

Arrests per 100,000 population	525.4
--------------------------------	-------

Avg. number offenses/incident	1.08
-------------------------------	------

Domestic Violence Victims		
Offense	Total	Arrests
Murder	0	0
Aggravated Assault	1	1
Simple Assault	2	1
Intimidation	0	0
Stalking	0	0
Forcible Rape	0	0
Forcible Sodomy	0	0
Sexual Assault w/Object	0	0
Forcible Fondling	0	0
Incest	0	0
Statutory Rape	0	0
Kidnapping/Abduction	0	0
<b>Total</b>	<b>3</b>	<b>2</b>

TIBRS Group B Arrests		
Offense	Adult	Juvenile
Bad Checks	0	0
Curfew/Vagrancy	0	0
Disorderly Conduct	0	0
DUI	0	0
Drunkenness	1	0
Family-Non Violent	0	0
Liquor Law Violation	0	0
Peeping Tom	0	0
Runaway	0	0
Trespass	0	0
All Other Offense	4	0
<b>Total Group B</b>	<b>5</b>	<b>0</b>

TIBRS Group A Offenses	Offenses		Arrests	
	Reported	Cleared	Adult	Juvenile
<b>Crimes Against Persons</b>				
Murder	0	0	0	0
Negligent Manslaughter	0	0	0	0
Kidnapping/Abduction	0	0	0	0
Forcible Rape	0	0	0	0
Forcible Sodomy	0	0	0	0
Sexual Assault w/Object	0	0	0	0
Forcible Fondling	0	0	0	0
Incest	0	0	0	0
Statutory Rape	0	0	0	0
Aggravated Assault	1	1	0	0
Simple Assault	4	4	0	0
Intimidation	0	0	0	0
Stalking	0	0	0	0
<b>Crimes Against Property</b>				
Arson	0	0	0	0
Bribery	0	0	0	0
Burglary	2	0	0	0
Counterfeiting/Forgery	0	0	0	0
Destruction/Damage/Vandalism	5	1	0	0
Embezzlement	0	0	0	0
Extortion/Blackmail	0	0	0	0
Fraud - False Pretenses	0	0	0	0
Fraud - Credit Card/ATM	0	0	0	0
Fraud - Impersonation	0	0	0	0
Fraud - Welfare	0	0	0	0
Fraud - Wire	0	0	0	0
Motor Vehicle Theft	0	0	0	0
Robbery	0	0	0	0
Stolen Property Offense	0	0	0	0
Theft - Pocket Picking	0	0	0	0
Theft - Purse Snatching	0	0	0	0
Theft - Shoplifting	0	0	0	0
Theft from Building	0	0	0	0
Theft from Coin Machine	0	0	0	0
Theft from Motor Vehicle	0	0	0	0
Theft of Motor Vehicle Parts	0	0	0	0
Theft - All Other Larceny	1	0	0	0
<b>Crimes Against Society</b>				
Drug/Narcotic Violations	0	0	0	0
Drug/Narcotic Equipment Violations	0	0	0	0
Gambling-Betting/Wagering	0	0	0	0
Gambling-Operating/Promoting	0	0	0	0
Gambling-Equipment Violation	0	0	0	0
Gambling-Sports Tampering	0	0	0	0
Pornography/Obscene Materials	0	0	0	0
Prostitution	0	0	0	0
Prostitution-Assisting/Promoting	0	0	0	0
Weapon Law Violations	0	0	0	0
<b>Total Group A Offenses</b>	<b>13</b>	<b>6</b>	<b>0</b>	<b>0</b>



# Spring City Police Department

**2001 Population Estimate**                      2,025

**Offense Overview**

Offense Total                                      122  
 Number Cleared                                38  
 Percent Cleared                                 31.1%

Group A Crimes per 100,000  
 population                                        6,024.7

**Arrest Overview**

Total Arrests                                    104  
 Adult Arrests                                    96  
 Juvenile Arrests                                3  
 Unknown Age                                    5

Arrests per 100,000 population            5,135.8

Avg. number offenses/incident              1.00

**Domestic Violence Victims**

Offense	Total	Arrests
Murder	0	0
Aggravated Assault	1	0
Simple Assault	2	1
Intimidation	3	0
Stalking	1	0
Forcible Rape	0	0
Forcible Sodomy	0	0
Sexual Assault w/Object	0	0
Forcible Fondling	0	0
Incest	0	0
Statutory Rape	0	0
Kidnapping/Abduction	0	0
<b>Total</b>	<b>7</b>	<b>1</b>

**TIBRS Group B Arrests**

Offense	Adult	Juvenile
Bad Checks	0	0
Curfew/Vagrancy	1	0
Disorderly Conduct	8	0
DUI	22	1
Drunkenness	35	0
Family-Non Violent	1	0
Liquor Law Violation	5	1
Peeping Tom	0	0
Runaway	0	0
Trespass	0	0
All Other Offense	3	0
<b>Total Group B</b>	<b>75</b>	<b>2</b>

TIBRS Group A Offenses	Offenses		Arrests	
	Reported	Cleared	Adult	Juvenile
<b>Crimes Against Persons</b>				
Murder	0	0	0	0
Negligent Manslaughter	0	0	0	0
Kidnapping/Abduction	0	0	0	0
Forcible Rape	0	0	0	0
Forcible Sodomy	0	0	0	0
Sexual Assault w/Object	0	0	0	0
Forcible Fondling	0	0	0	0
Incest	0	0	0	0
Statutory Rape	0	0	0	0
Aggravated Assault	4	1	0	0
Simple Assault	10	7	5	0
Intimidation	40	5	1	0
Stalking	2	0	1	0
<b>Crimes Against Property</b>				
Arson	0	0	0	0
Bribery	0	0	0	0
Burglary	5	4	2	1
Counterfeiting/Forgery	2	2	1	0
Destruction/Damage/Vandalism	12	0	0	0
Embezzlement	0	0	0	0
Extortion/Blackmail	0	0	0	0
Fraud - False Pretenses	3	1	1	0
Fraud - Credit Card/ATM	1	0	0	0
Fraud - Impersonation	0	0	0	0
Fraud - Welfare	0	0	0	0
Fraud - Wire	0	0	0	0
Motor Vehicle Theft	2	0	0	0
Robbery	0	0	0	0
Stolen Property Offense	0	0	1	0
Theft - Pocket Picking	0	0	0	0
Theft - Purse Snatching	0	0	0	0
Theft - Shoplifting	3	2	0	0
Theft from Building	12	3	2	0
Theft from Coin Machine	0	0	0	0
Theft from Motor Vehicle	6	0	0	0
Theft of Motor Vehicle Parts	0	0	0	0
Theft - All Other Larceny	10	3	0	0
<b>Crimes Against Society</b>				
Drug/Narcotic Violations	9	9	6	0
Drug/Narcotic Equipment Violations	1	1	1	0
Gambling-Betting/Wagering	0	0	0	0
Gambling-Operating/Promoting	0	0	0	0
Gambling-Equipment Violation	0	0	0	0
Gambling-Sports Tampering	0	0	0	0
Pornography/Obscene Materials	0	0	0	0
Prostitution	0	0	0	0
Prostitution-Assisting/Promoting	0	0	0	0
Weapon Law Violations	0	0	0	0
<b>Total Group A Offenses</b>	<b>122</b>	<b>38</b>	<b>21</b>	<b>1</b>



# Spring Hill Police Department

<b>2001 Population Estimate</b>	7,715
<b>Offense Overview</b>	
Offense Total	454
Number Cleared	165
Percent Cleared	36.3%
Group A Crimes per 100,000 population	5,884.6
<b>Arrest Overview</b>	
Total Arrests	169
Adult Arrests	128
Juvenile Arrests	41
Unknown Age	0
Arrests per 100,000 population	2,190.5
Avg. number offenses/incident	1.13

<b>Domestic Violence Victims</b>		
Offense	Total	Arrests
Murder	0	0
Aggravated Assault	4	4
Simple Assault	22	11
Intimidation	58	2
Stalking	0	0
Forcible Rape	2	1
Forcible Sodomy	1	1
Sexual Assault w/Object	0	0
Forcible Fondling	1	0
Incest	0	0
Statutory Rape	0	0
Kidnapping/Abduction	0	0
<b>Total</b>	<b>88</b>	<b>19</b>

<b>TIBRS Group B Arrests</b>		
Offense	Adult	Juvenile
Bad Checks	0	0
Curfew/Vagrancy	0	8
Disorderly Conduct	2	1
DUI	28	0
Drunkenness	10	0
Family-Non Violent	0	0
Liquor Law Violation	3	0
Peeping Tom	0	0
Runaway	0	3
Trespass	0	0
All Other Offense	5	4
<b>Total Group B</b>	<b>48</b>	<b>16</b>

<b>TIBRS Group A Offenses</b>	<b>Offenses</b>		<b>Arrests</b>	
	<b>Reported</b>	<b>Cleared</b>	<b>Adult</b>	<b>Juvenile</b>
<b>Crimes Against Persons</b>				
Murder	0	0	0	0
Negligent Manslaughter	0	0	0	0
Kidnapping/Abduction	1	0	0	0
Forcible Rape	3	3	2	0
Forcible Sodomy	2	2	0	1
Sexual Assault w/Object	0	0	0	0
Forcible Fondling	2	1	0	0
Incest	0	0	1	0
Statutory Rape	0	0	0	0
Aggravated Assault	16	13	11	1
Simple Assault	53	27	17	2
Intimidation	108	41	4	0
Stalking	5	3	0	0
<b>Crimes Against Property</b>				
Arson	1	1	0	2
Bribery	0	0	0	0
Burglary	24	7	5	0
Counterfeiting/Forgery	5	4	2	0
Destruction/Damage/Vandalism	71	8	0	14
Embezzlement	2	1	0	0
Extortion/Blackmail	1	0	0	0
Fraud - False Pretenses	4	0	0	0
Fraud - Credit Card/ATM	4	0	0	0
Fraud - Impersonation	7	6	5	1
Fraud - Welfare	0	0	0	0
Fraud - Wire	0	0	0	0
Motor Vehicle Theft	5	0	0	0
Robbery	0	0	0	0
Stolen Property Offense	0	0	0	0
Theft - Pocket Picking	1	0	0	0
Theft - Purse Snatching	0	0	0	0
Theft - Shoplifting	2	1	1	0
Theft from Building	42	2	2	0
Theft from Coin Machine	1	0	0	0
Theft from Motor Vehicle	5	0	0	0
Theft of Motor Vehicle Parts	5	0	0	0
Theft - All Other Larceny	42	4	2	0
<b>Crimes Against Society</b>				
Drug/Narcotic Violations	24	24	20	2
Drug/Narcotic Equipment Violations	11	11	5	2
Gambling-Betting/Wagering	0	0	0	0
Gambling-Operating/Promoting	0	0	0	0
Gambling-Equipment Violation	0	0	0	0
Gambling-Sports Tampering	0	0	0	0
Pornography/Obscene Materials	1	0	0	0
Prostitution	0	0	0	0
Prostitution-Assisting/Promoting	0	0	0	0
Weapon Law Violations	6	6	3	0
<b>Total Group A Offenses</b>	<b>454</b>	<b>165</b>	<b>80</b>	<b>25</b>





# Springfield Police Department

<b>2001 Population Estimate</b>	<b>14,332</b>
<b>Offense Overview</b>	
Offense Total	2,356
Number Cleared	573
Percent Cleared	24.3%
Group A Crimes per 100,000 population	16,438.7
<b>Arrest Overview</b>	
Total Arrests	1,010
Adult Arrests	901
Juvenile Arrests	109
Unknown Age	0
Arrests per 100,000 population	7,047.2
Avg. number offenses/incident	1.13

Domestic Violence Victims		
Offense	Total	Arrests
Murder	0	0
Aggravated Assault	25	16
Simple Assault	158	49
Intimidation	59	0
Stalking	10	1
Forcible Rape	2	0
Forcible Sodomy	0	0
Sexual Assault w/Object	0	0
Forcible Fondling	2	0
Incest	0	0
Statutory Rape	0	0
Kidnapping/Abduction	0	0
<b>Total</b>	<b>256</b>	<b>66</b>

TIBRS Group B Arrests		
Offense	Adult	Juvenile
Bad Checks	0	0
Curfew/Vagrancy	0	33
Disorderly Conduct	37	4
DUI	131	0
Drunkenness	178	4
Family-Non Violent	0	0
Liquor Law Violation	29	6
Peeping Tom	0	0
Runaway	0	0
Trespass	0	0
All Other Offense	38	2
<b>Total Group B</b>	<b>413</b>	<b>49</b>

TIBRS Group A Offenses	Offenses		Arrests	
	Reported	Cleared	Adult	Juvenile
<b>Crimes Against Persons</b>				
Murder	0	0	0	0
Negligent Manslaughter	0	0	0	0
Kidnapping/Abduction	2	2	1	0
Forcible Rape	15	2	1	1
Forcible Sodomy	0	0	0	0
Sexual Assault w/Object	0	0	0	0
Forcible Fondling	10	1	0	1
Incest	0	0	0	0
Statutory Rape	7	2	2	0
Aggravated Assault	158	73	58	7
Simple Assault	487	139	127	3
Intimidation	241	4	5	0
Stalking	35	3	3	0
<b>Crimes Against Property</b>				
Arson	1	1	0	3
Bribery	0	0	0	0
Burglary	77	21	17	9
Counterfeiting/Forgery	32	11	10	0
Destruction/Damage/Vandalism	335	12	3	1
Embezzlement	0	0	0	0
Extortion/Blackmail	0	0	0	0
Fraud - False Pretenses	13	6	4	0
Fraud - Credit Card/ATM	0	0	0	0
Fraud - Impersonation	22	19	13	1
Fraud - Welfare	0	0	0	0
Fraud - Wire	0	0	0	0
Motor Vehicle Theft	50	2	3	0
Robbery	25	6	6	4
Stolen Property Offense	0	0	0	0
Theft - Pocket Picking	0	0	0	0
Theft - Purse Snatching	1	0	0	0
Theft - Shoplifting	99	76	61	20
Theft from Building	244	17	14	0
Theft from Coin Machine	6	0	0	0
Theft from Motor Vehicle	107	1	1	0
Theft of Motor Vehicle Parts	51	4	2	1
Theft - All Other Larceny	135	7	8	0
<b>Crimes Against Society</b>				
Drug/Narcotic Violations	144	106	116	7
Drug/Narcotic Equipment Violations	26	25	12	0
Gambling-Betting/Wagering	0	0	0	0
Gambling-Operating/Promoting	1	1	2	0
Gambling-Equipment Violation	0	0	0	0
Gambling-Sports Tampering	0	0	0	0
Pornography/Obscene Materials	0	0	0	0
Prostitution	0	0	0	0
Prostitution-Assisting/Promoting	0	0	0	0
Weapon Law Violations	32	32	19	2
<b>Total Group A Offenses</b>	<b>2,356</b>	<b>573</b>	<b>488</b>	<b>60</b>



# St. Joseph Police Department

<b>2001 Population Estimate</b>	<b>829</b>
<b>Offense Overview</b>	
Offense Total	56
Number Cleared	5
Percent Cleared	8.9%

Group A Crimes per 100,000 population	6,755.1
---------------------------------------	---------

<b>Arrest Overview</b>	
Total Arrests	10
Adult Arrests	9
Juvenile Arrests	0
Unknown Age	1

Arrests per 100,000 population	1,206.3
--------------------------------	---------

Avg. number offenses/incident	1.22
-------------------------------	------

<b>Domestic Violence Victims</b>		
Offense	Total	Arrests
Murder	0	0
Aggravated Assault	5	0
Simple Assault	0	0
Intimidation	0	0
Stalking	0	0
Forcible Rape	0	0
Forcible Sodomy	0	0
Sexual Assault w/Object	0	0
Forcible Fondling	0	0
Incest	0	0
Statutory Rape	0	0
Kidnapping/Abduction	0	0
<b>Total</b>	<b>5</b>	<b>0</b>

<b>TIBRS Group B Arrests</b>		
Offense	Adult	Juvenile
Bad Checks	0	0
Curfew/Vagrancy	0	0
Disorderly Conduct	1	0
DUI	1	0
Drunkenness	3	0
Family-Non Violent	0	0
Liquor Law Violation	0	0
Peeping Tom	0	0
Runaway	0	0
Trespass	0	0
All Other Offense	0	0
<b>Total Group B</b>	<b>5</b>	<b>0</b>

<b>TIBRS Group A Offenses</b>	<b>Offenses</b>		<b>Arrests</b>	
	Reported	Cleared	Adult	Juvenile
<b>Crimes Against Persons</b>				
Murder	0	0	0	0
Negligent Manslaughter	0	0	0	0
Kidnapping/Abduction	0	0	0	0
Forcible Rape	0	0	0	0
Forcible Sodomy	0	0	0	0
Sexual Assault w/Object	0	0	0	0
Forcible Fondling	2	0	0	0
Incest	0	0	0	0
Statutory Rape	0	0	0	0
Aggravated Assault	2	0	0	0
Simple Assault	10	1	1	0
Intimidation	5	0	0	0
Stalking	0	0	0	0
<b>Crimes Against Property</b>				
Arson	0	0	0	0
Bribery	0	0	0	0
Burglary	6	0	0	0
Counterfeiting/Forgery	2	0	0	0
Destruction/Damage/Vandalism	10	2	0	0
Embezzlement	0	0	0	0
Extortion/Blackmail	0	0	0	0
Fraud - False Pretenses	0	0	0	0
Fraud - Credit Card/ATM	0	0	0	0
Fraud - Impersonation	2	0	0	0
Fraud - Welfare	0	0	0	0
Fraud - Wire	0	0	0	0
Motor Vehicle Theft	0	0	0	0
Robbery	0	0	0	0
Stolen Property Offense	0	0	0	0
Theft - Pocket Picking	0	0	0	0
Theft - Purse Snatching	0	0	0	0
Theft - Shoplifting	0	0	0	0
Theft from Building	2	0	0	0
Theft from Coin Machine	0	0	0	0
Theft from Motor Vehicle	7	0	0	0
Theft of Motor Vehicle Parts	0	0	0	0
Theft - All Other Larceny	6	0	0	0
<b>Crimes Against Society</b>				
Drug/Narcotic Violations	2	2	3	0
Drug/Narcotic Equipment Violations	0	0	0	0
Gambling-Betting/Wagering	0	0	0	0
Gambling-Operating/Promoting	0	0	0	0
Gambling-Equipment Violation	0	0	0	0
Gambling-Sports Tampering	0	0	0	0
Pornography/Obscene Materials	0	0	0	0
Prostitution	0	0	0	0
Prostitution-Assisting/Promoting	0	0	0	0
Weapon Law Violations	0	0	0	0
<b>Total Group A Offenses</b>	<b>56</b>	<b>5</b>	<b>4</b>	<b>0</b>



# Surgoinville Police Department

<b>2001 Population Estimate</b>	<b>1,484</b>
<b>Offense Overview</b>	
Offense Total	58
Number Cleared	8
Percent Cleared	13.8%
Group A Crimes per 100,000 population	3,908.4

<b>Arrest Overview</b>	
Total Arrests	32
Adult Arrests	30
Juvenile Arrests	0
Unknown Age	2
Arrests per 100,000 population	2,156.3
Avg. number offenses/incident	1.00

Domestic Violence Victims		
Offense	Total	Arrests
Murder	0	0
Aggravated Assault	0	0
Simple Assault	3	0
Intimidation	1	1
Stalking	0	0
Forcible Rape	0	0
Forcible Sodomy	0	0
Sexual Assault w/Object	0	0
Forcible Fondling	0	0
Incest	0	0
Statutory Rape	0	0
Kidnapping/Abduction	0	0
<b>Total</b>	<b>4</b>	<b>1</b>

TIBRS Group B Arrests		
Offense	Adult	Juvenile
Bad Checks	0	0
Curfew/Vagrancy	0	0
Disorderly Conduct	0	0
DUI	7	0
Drunkenness	4	0
Family-Non Violent	1	0
Liquor Law Violation	0	0
Peeping Tom	0	0
Runaway	0	0
Trespass	0	0
All Other Offense	12	0
<b>Total Group B</b>	<b>24</b>	<b>0</b>

TIBRS Group A Offenses	Offenses		Arrests	
	Reported	Cleared	Adult	Juvenile
<b>Crimes Against Persons</b>				
Murder	0	0	0	0
Negligent Manslaughter	0	0	0	0
Kidnapping/Abduction	0	0	0	0
Forcible Rape	0	0	0	0
Forcible Sodomy	0	0	0	0
Sexual Assault w/Object	0	0	0	0
Forcible Fondling	0	0	0	0
Incest	0	0	0	0
Statutory Rape	0	0	0	0
Aggravated Assault	1	1	0	0
Simple Assault	11	3	2	0
Intimidation	3	1	1	0
Stalking	0	0	0	0
<b>Crimes Against Property</b>				
Arson	0	0	0	0
Bribery	0	0	0	0
Burglary	3	0	0	0
Counterfeiting/Forgery	0	0	0	0
Destruction/Damage/Vandalism	15	0	0	0
Embezzlement	0	0	0	0
Extortion/Blackmail	0	0	0	0
Fraud - False Pretenses	2	1	1	0
Fraud - Credit Card/ATM	0	0	0	0
Fraud - Impersonation	0	0	0	0
Fraud - Welfare	0	0	0	0
Fraud - Wire	0	0	0	0
Motor Vehicle Theft	1	0	0	0
Robbery	1	0	0	0
Stolen Property Offense	0	0	0	0
Theft - Pocket Picking	0	0	0	0
Theft - Purse Snatching	0	0	0	0
Theft - Shoplifting	0	0	0	0
Theft from Building	6	0	0	0
Theft from Coin Machine	0	0	0	0
Theft from Motor Vehicle	3	0	0	0
Theft of Motor Vehicle Parts	3	0	0	0
Theft - All Other Larceny	7	0	0	0
<b>Crimes Against Society</b>				
Drug/Narcotic Violations	2	2	2	0
Drug/Narcotic Equipment Violations	0	0	0	0
Gambling-Betting/Wagering	0	0	0	0
Gambling-Operating/Promoting	0	0	0	0
Gambling-Equipment Violation	0	0	0	0
Gambling-Sports Tampering	0	0	0	0
Pornography/Obscene Materials	0	0	0	0
Prostitution	0	0	0	0
Prostitution-Assisting/Promoting	0	0	0	0
Weapon Law Violations	0	0	0	0
<b>Total Group A Offenses</b>	<b>58</b>	<b>8</b>	<b>6</b>	<b>0</b>



# Sweetwater Police Department

**2001 Population Estimate** 5,586

**Offense Overview**

Offense Total 886  
 Number Cleared 212  
 Percent Cleared 23.9%

Group A Crimes per 100,000 population 15,861.1

**Arrest Overview**

Total Arrests 357  
 Adult Arrests 345  
 Juvenile Arrests 11  
 Unknown Age 1

Arrests per 100,000 population 6,391.0

Avg. number offenses/incident 1.13

**Domestic Violence Victims**

Offense	Total	Arrests
Murder	0	0
Aggravated Assault	0	0
Simple Assault	46	19
Intimidation	14	2
Stalking	0	0
Forcible Rape	0	0
Forcible Sodomy	0	0
Sexual Assault w/Object	0	0
Forcible Fondling	0	0
Incest	0	0
Statutory Rape	0	0
Kidnapping/Abduction	0	0
<b>Total</b>	<b>60</b>	<b>21</b>

**TIBRS Group B Arrests**

Offense	Adult	Juvenile
Bad Checks	1	0
Curfew/Vagrancy	0	0
Disorderly Conduct	4	0
DUI	41	0
Drunkenness	46	0
Family-Non Violent	2	0
Liquor Law Violation	0	0
Peeping Tom	0	0
Runaway	0	2
Trespass	7	0
All Other Offense	59	1
<b>Total Group B</b>	<b>160</b>	<b>3</b>

TIBRS Group A Offenses	Offenses		Arrests	
	Reported	Cleared	Adult	Juvenile
<b>Crimes Against Persons</b>				
Murder	0	0	0	0
Negligent Manslaughter	0	0	0	0
Kidnapping/Abduction	2	0	0	0
Forcible Rape	0	0	0	0
Forcible Sodomy	0	0	0	0
Sexual Assault w/Object	0	0	0	0
Forcible Fondling	4	0	0	0
Incest	0	0	0	0
Statutory Rape	1	1	1	0
Aggravated Assault	35	6	4	0
Simple Assault	134	38	34	2
Intimidation	133	13	9	0
Stalking	1	0	0	0
<b>Crimes Against Property</b>				
Arson	3	0	0	0
Bribery	0	0	0	0
Burglary	66	9	9	0
Counterfeiting/Forgery	42	25	26	3
Destruction/Damage/Vandalism	93	8	6	0
Embezzlement	3	0	0	0
Extortion/Blackmail	0	0	0	0
Fraud - False Pretenses	35	15	2	0
Fraud - Credit Card/ATM	3	2	2	0
Fraud - Impersonation	7	3	2	0
Fraud - Welfare	1	0	0	0
Fraud - Wire	0	0	0	0
Motor Vehicle Theft	18	6	3	0
Robbery	5	2	4	0
Stolen Property Offense	3	3	4	0
Theft - Pocket Picking	0	0	0	0
Theft - Purse Snatching	1	0	0	0
Theft - Shoplifting	25	9	10	0
Theft from Building	71	9	8	1
Theft from Coin Machine	16	1	1	0
Theft from Motor Vehicle	48	2	1	0
Theft of Motor Vehicle Parts	16	1	2	0
Theft - All Other Larceny	64	4	4	0
<b>Crimes Against Society</b>				
Drug/Narcotic Violations	35	34	37	2
Drug/Narcotic Equipment Violations	14	14	12	0
Gambling-Betting/Wagering	0	0	0	0
Gambling-Operating/Promoting	0	0	0	0
Gambling-Equipment Violation	0	0	0	0
Gambling-Sports Tampering	0	0	0	0
Pornography/Obscene Materials	0	0	0	0
Prostitution	0	0	0	0
Prostitution-Assisting/Promoting	0	0	0	0
Weapon Law Violations	7	7	4	0
<b>Total Group A Offenses</b>	<b>886</b>	<b>212</b>	<b>185</b>	<b>8</b>



# Tazewell Police Department

<b>2001 Population Estimate</b>	<b>2,165</b>
<b>Offense Overview</b>	
Offense Total	296
Number Cleared	44
Percent Cleared	14.9%
Group A Crimes per 100,000 population	13,672.1
<b>Arrest Overview</b>	
Total Arrests	164
Adult Arrests	143
Juvenile Arrests	17
Unknown Age	4
Arrests per 100,000 population	7,575.1
Avg. number offenses/incident	1.02

Domestic Violence Victims		
Offense	Total	Arrests
Murder	0	0
Aggravated Assault	1	1
Simple Assault	3	3
Intimidation	14	0
Stalking	2	0
Forcible Rape	0	0
Forcible Sodomy	0	0
Sexual Assault w/Object	0	0
Forcible Fondling	0	0
Incest	0	0
Statutory Rape	0	0
Kidnapping/Abduction	0	0
<b>Total</b>	<b>20</b>	<b>4</b>

TIBRS Group B Arrests		
Offense	Adult	Juvenile
Bad Checks	0	0
Curfew/Vagrancy	0	0
Disorderly Conduct	6	2
DUI	36	0
Drunkenness	43	2
Family-Non Violent	0	0
Liquor Law Violation	15	0
Peeping Tom	0	0
Runaway	0	2
Trespass	4	0
All Other Offense	5	4
<b>Total Group B</b>	<b>109</b>	<b>10</b>

TIBRS Group A Offenses	Offenses		Arrests	
	Reported	Cleared	Adult	Juvenile
<b>Crimes Against Persons</b>				
Murder	0	0	0	0
Negligent Manslaughter	0	0	0	0
Kidnapping/Abduction	0	0	0	0
Forcible Rape	2	0	0	0
Forcible Sodomy	0	0	0	0
Sexual Assault w/Object	0	0	0	0
Forcible Fondling	3	0	0	0
Incest	0	0	0	0
Statutory Rape	0	0	0	0
Aggravated Assault	11	7	3	0
Simple Assault	28	8	7	1
Intimidation	63	0	0	0
Stalking	3	0	0	0
<b>Crimes Against Property</b>				
Arson	1	0	0	0
Bribery	0	0	0	0
Burglary	8	1	0	3
Counterfeiting/Forgery	10	4	4	0
Destruction/Damage/Vandalism	55	2	2	0
Embezzlement	0	0	0	0
Extortion/Blackmail	0	0	0	0
Fraud - False Pretenses	2	0	0	0
Fraud - Credit Card/ATM	1	0	0	0
Fraud - Impersonation	0	0	0	0
Fraud - Welfare	0	0	0	0
Fraud - Wire	0	0	0	0
Motor Vehicle Theft	7	1	1	0
Robbery	0	0	0	0
Stolen Property Offense	0	0	0	0
Theft - Pocket Picking	0	0	0	0
Theft - Purse Snatching	1	0	0	0
Theft - Shoplifting	0	0	0	0
Theft from Building	18	2	1	0
Theft from Coin Machine	1	0	0	0
Theft from Motor Vehicle	11	0	0	0
Theft of Motor Vehicle Parts	13	0	0	0
Theft - All Other Larceny	40	1	1	0
<b>Crimes Against Society</b>				
Drug/Narcotic Violations	13	13	12	1
Drug/Narcotic Equipment Violations	0	0	0	0
Gambling-Betting/Wagering	0	0	0	0
Gambling-Operating/Promoting	0	0	0	0
Gambling-Equipment Violation	0	0	0	0
Gambling-Sports Tampering	0	0	0	0
Pornography/Obscene Materials	0	0	0	0
Prostitution	0	0	0	0
Prostitution-Assisting/Promoting	0	0	0	0
Weapon Law Violations	5	5	3	2
<b>Total Group A Offenses</b>	<b>296</b>	<b>44</b>	<b>34</b>	<b>7</b>



# Tellico Plains Police Department

2001 Population Estimate **859**

## Offense Overview

Offense Total 142  
 Number Cleared 41  
 Percent Cleared 28.9%

Group A Crimes per 100,000 population 16,530.8

## Arrest Overview

Total Arrests 139  
 Adult Arrests 136  
 Juvenile Arrests 3  
 Unknown Age 0

Arrests per 100,000 population 16,181.6

Avg. number offenses/incident 1.06

### Domestic Violence Victims

Offense	Total	Arrests
Murder	0	0
Aggravated Assault	0	0
Simple Assault	1	0
Intimidation	9	0
Stalking	0	0
Forcible Rape	0	0
Forcible Sodomy	0	0
Sexual Assault w/Object	0	0
Forcible Fondling	0	0
Incest	0	0
Statutory Rape	0	0
Kidnapping/Abduction	0	0
<b>Total</b>	<b>10</b>	<b>0</b>

### TIBRS Group B Arrests

Offense	Adult	Juvenile
Bad Checks	0	0
Curfew/Vagrancy	0	0
Disorderly Conduct	3	0
DUI	20	0
Drunkenness	50	0
Family-Non Violent	3	0
Liquor Law Violation	14	3
Peeping Tom	0	0
Runaway	0	0
Trespass	1	0
All Other Offense	10	0
<b>Total Group B</b>	<b>101</b>	<b>3</b>

TIBRS Group A Offenses	Offenses		Arrests	
	Reported	Cleared	Adult	Juvenile
<b>Crimes Against Persons</b>				
Murder	0	0	0	0
Negligent Manslaughter	0	0	0	0
Kidnapping/Abduction	0	0	0	0
Forcible Rape	0	0	0	0
Forcible Sodomy	0	0	0	0
Sexual Assault w/Object	0	0	0	0
Forcible Fondling	0	0	0	0
Incest	0	0	0	0
Statutory Rape	0	0	0	0
Aggravated Assault	2	1	1	0
Simple Assault	18	2	2	0
Intimidation	33	0	0	0
Stalking	0	0	0	0
<b>Crimes Against Property</b>				
Arson	1	1	1	0
Bribery	0	0	0	0
Burglary	8	2	1	0
Counterfeiting/Forgery	3	2	1	0
Destruction/Damage/Vandalism	18	0	0	0
Embezzlement	0	0	0	0
Extortion/Blackmail	0	0	0	0
Fraud - False Pretenses	4	0	0	0
Fraud - Credit Card/ATM	0	0	0	0
Fraud - Impersonation	0	0	0	0
Fraud - Welfare	0	0	0	0
Fraud - Wire	0	0	0	0
Motor Vehicle Theft	13	9	7	0
Robbery	0	0	0	0
Stolen Property Offense	0	0	0	0
Theft - Pocket Picking	0	0	0	0
Theft - Purse Snatching	0	0	0	0
Theft - Shoplifting	0	0	0	0
Theft from Building	11	1	2	0
Theft from Coin Machine	0	0	0	0
Theft from Motor Vehicle	3	0	0	0
Theft of Motor Vehicle Parts	0	0	0	0
Theft - All Other Larceny	5	1	0	0
<b>Crimes Against Society</b>				
Drug/Narcotic Violations	14	13	12	0
Drug/Narcotic Equipment Violations	4	4	4	0
Gambling-Betting/Wagering	0	0	0	0
Gambling-Operating/Promoting	0	0	0	0
Gambling-Equipment Violation	0	0	0	0
Gambling-Sports Tampering	0	0	0	0
Pornography/Obscene Materials	0	0	0	0
Prostitution	0	0	0	0
Prostitution-Assisting/Promoting	0	0	0	0
Weapon Law Violations	5	5	4	0
<b>Total Group A Offenses</b>	<b>142</b>	<b>41</b>	<b>35</b>	<b>0</b>



# Tiptonville Police Department

**2001 Population Estimate**                      **2,439**

**Offense Overview**

Offense Total                                      92  
 Number Cleared                                52  
 Percent Cleared                                56.5%

Group A Crimes per 100,000  
 population                                      3,772.0

**Arrest Overview**

Total Arrests                                    84  
 Adult Arrests                                    73  
 Juvenile Arrests                                11  
 Unknown Age                                    0

Arrests per 100,000 population            3,444.0

Avg. number offenses/incident              1.15

**Domestic Violence Victims**

Offense	Total	Arrests
Murder	0	0
Aggravated Assault	0	0
Simple Assault	7	7
Intimidation	1	1
Stalking	0	0
Forcible Rape	0	0
Forcible Sodomy	0	0
Sexual Assault w/Object	0	0
Forcible Fondling	0	0
Incest	0	0
Statutory Rape	0	0
Kidnapping/Abduction	1	1
<b>Total</b>	<b>9</b>	<b>9</b>

**TIBRS Group B Arrests**

Offense	Adult	Juvenile
Bad Checks	0	0
Curfew/Vagrancy	0	0
Disorderly Conduct	7	0
DUI	8	0
Drunkness	10	0
Family-Non Violent	0	0
Liquor Law Violation	0	3
Peeping Tom	0	0
Runaway	0	0
Trespass	2	0
All Other Offense	4	0
<b>Total Group B</b>	<b>31</b>	<b>3</b>

TIBRS Group A Offenses	Offenses		Arrests	
	Reported	Cleared	Adult	Juvenile
<b>Crimes Against Persons</b>				
Murder	0	0	0	0
Negligent Manslaughter	0	0	0	0
Kidnapping/Abduction	1	1	1	0
Forcible Rape	0	0	0	0
Forcible Sodomy	0	0	0	0
Sexual Assault w/Object	0	0	0	0
Forcible Fondling	1	0	0	0
Incest	0	0	0	0
Statutory Rape	0	0	0	0
Aggravated Assault	6	6	6	0
Simple Assault	21	19	18	4
Intimidation	5	2	1	1
Stalking	0	0	0	0
<b>Crimes Against Property</b>				
Arson	0	0	0	0
Bribery	0	0	0	0
Burglary	10	3	3	1
Counterfeiting/Forgery	1	1	1	0
Destruction/Damage/Vandalism	16	3	0	0
Embezzlement	0	0	0	0
Extortion/Blackmail	0	0	0	0
Fraud - False Pretenses	0	0	0	0
Fraud - Credit Card/ATM	0	0	0	0
Fraud - Impersonation	0	0	0	0
Fraud - Welfare	0	0	0	0
Fraud - Wire	0	0	0	0
Motor Vehicle Theft	0	0	0	0
Robbery	0	0	0	0
Stolen Property Offense	0	0	0	0
Theft - Pocket Picking	0	0	0	0
Theft - Purse Snatching	0	0	0	0
Theft - Shoplifting	6	5	5	0
Theft from Building	7	3	2	0
Theft from Coin Machine	0	0	0	0
Theft from Motor Vehicle	6	2	1	2
Theft of Motor Vehicle Parts	1	0	0	0
Theft - All Other Larceny	4	0	0	0
<b>Crimes Against Society</b>				
Drug/Narcotic Violations	4	4	3	0
Drug/Narcotic Equipment Violations	1	1	0	0
Gambling-Betting/Wagering	0	0	0	0
Gambling-Operating/Promoting	0	0	0	0
Gambling-Equipment Violation	0	0	0	0
Gambling-Sports Tampering	0	0	0	0
Pornography/Obscene Materials	0	0	0	0
Prostitution	0	0	0	0
Prostitution-Assisting/Promoting	0	0	0	0
Weapon Law Violations	2	2	1	0
<b>Total Group A Offenses</b>	<b>92</b>	<b>52</b>	<b>42</b>	<b>8</b>



# Toone Police Department

<b>2001 Population Estimate</b>	<b>330</b>
<b>Offense Overview</b>	
Offense Total	0
Number Cleared	0
Percent Cleared	0.0%
Group A Crimes per 100,000 population	0.0
<b>Arrest Overview</b>	
Total Arrests	3
Adult Arrests	3
Juvenile Arrests	0
Unknown Age	0
Arrests per 100,000 population	909.1
Avg. number offenses/incident	0.00

<b>Domestic Violence Victims</b>		
Offense	Total	Arrests
Murder	0	0
Aggravated Assault	0	0
Simple Assault	0	0
Intimidation	0	0
Stalking	0	0
Forcible Rape	0	0
Forcible Sodomy	0	0
Sexual Assault w/Object	0	0
Forcible Fondling	0	0
Incest	0	0
Statutory Rape	0	0
Kidnapping/Abduction	0	0
<b>Total</b>	<b>0</b>	<b>0</b>

<b>TIBRS Group B Arrests</b>		
Offense	Adult	Juvenile
Bad Checks	0	0
Curfew/Vagrancy	0	0
Disorderly Conduct	0	0
DUI	1	0
Drunkenness	2	0
Family-Non Violent	0	0
Liquor Law Violation	0	0
Peeping Tom	0	0
Runaway	0	0
Trespass	0	0
All Other Offense	0	0
<b>Total Group B</b>	<b>3</b>	<b>0</b>

<b>TIBRS Group A Offenses</b>	<b>Offenses</b>		<b>Arrests</b>	
	Reported	Cleared	Adult	Juvenile
<b>Crimes Against Persons</b>				
Murder	0	0	0	0
Negligent Manslaughter	0	0	0	0
Kidnapping/Abduction	0	0	0	0
Forcible Rape	0	0	0	0
Forcible Sodomy	0	0	0	0
Sexual Assault w/Object	0	0	0	0
Forcible Fondling	0	0	0	0
Incest	0	0	0	0
Statutory Rape	0	0	0	0
Aggravated Assault	0	0	0	0
Simple Assault	0	0	0	0
Intimidation	0	0	0	0
Stalking	0	0	0	0
<b>Crimes Against Property</b>				
Arson	0	0	0	0
Bribery	0	0	0	0
Burglary	0	0	0	0
Counterfeiting/Forgery	0	0	0	0
Destruction/Damage/Vandalism	0	0	0	0
Embezzlement	0	0	0	0
Extortion/Blackmail	0	0	0	0
Fraud - False Pretenses	0	0	0	0
Fraud - Credit Card/ATM	0	0	0	0
Fraud - Impersonation	0	0	0	0
Fraud - Welfare	0	0	0	0
Fraud - Wire	0	0	0	0
Motor Vehicle Theft	0	0	0	0
Robbery	0	0	0	0
Stolen Property Offense	0	0	0	0
Theft - Pocket Picking	0	0	0	0
Theft - Purse Snatching	0	0	0	0
Theft - Shoplifting	0	0	0	0
Theft from Building	0	0	0	0
Theft from Coin Machine	0	0	0	0
Theft from Motor Vehicle	0	0	0	0
Theft of Motor Vehicle Parts	0	0	0	0
Theft - All Other Larceny	0	0	0	0
<b>Crimes Against Society</b>				
Drug/Narcotic Violations	0	0	0	0
Drug/Narcotic Equipment Violations	0	0	0	0
Gambling-Betting/Wagering	0	0	0	0
Gambling-Operating/Promoting	0	0	0	0
Gambling-Equipment Violation	0	0	0	0
Gambling-Sports Tampering	0	0	0	0
Pornography/Obscene Materials	0	0	0	0
Prostitution	0	0	0	0
Prostitution-Assisting/Promoting	0	0	0	0
Weapon Law Violations	0	0	0	0
<b>Total Group A Offenses</b>	<b>0</b>	<b>0</b>	<b>0</b>	<b>0</b>





# Townsend Police Department

<b>2001 Population Estimate</b>	<b>244</b>
<b>Offense Overview</b>	
Offense Total	57
Number Cleared	6
Percent Cleared	10.5%
Group A Crimes per 100,000 population	23,360.7

<b>Arrest Overview</b>	
Total Arrests	8
Adult Arrests	7
Juvenile Arrests	1
Unknown Age	0
Arrests per 100,000 population	3,278.7
Avg. number offenses/incident	1.11

Domestic Violence Victims		
Offense	Total	Arrests
Murder	0	0
Aggravated Assault	0	0
Simple Assault	2	0
Intimidation	0	0
Stalking	0	0
Forcible Rape	0	0
Forcible Sodomy	0	0
Sexual Assault w/Object	0	0
Forcible Fondling	0	0
Incest	0	0
Statutory Rape	0	0
Kidnapping/Abduction	0	0
<b>Total</b>	<b>2</b>	<b>0</b>

TIBRS Group B Arrests		
Offense	Adult	Juvenile
Bad Checks	0	0
Curfew/Vagrancy	0	0
Disorderly Conduct	0	0
DUI	3	0
Drunkenness	2	0
Family-Non Violent	0	0
Liquor Law Violation	0	0
Peeping Tom	0	0
Runaway	0	0
Trespass	0	0
All Other Offense	0	0
<b>Total Group B</b>	<b>5</b>	<b>0</b>

TIBRS Group A Offenses	Offenses		Arrests	
	Reported	Cleared	Adult	Juvenile
<b>Crimes Against Persons</b>				
Murder	0	0	0	0
Negligent Manslaughter	0	0	0	0
Kidnapping/Abduction	0	0	0	0
Forcible Rape	0	0	0	0
Forcible Sodomy	0	0	0	0
Sexual Assault w/Object	0	0	0	0
Forcible Fondling	0	0	0	0
Incest	0	0	0	0
Statutory Rape	0	0	0	0
Aggravated Assault	0	0	0	0
Simple Assault	9	0	0	0
Intimidation	2	0	0	0
Stalking	0	0	0	0
<b>Crimes Against Property</b>				
Arson	0	0	0	0
Bribery	0	0	0	0
Burglary	9	1	0	1
Counterfeiting/Forgery	0	0	0	0
Destruction/Damage/Vandalism	3	0	0	0
Embezzlement	0	0	0	0
Extortion/Blackmail	0	0	0	0
Fraud - False Pretenses	0	0	0	0
Fraud - Credit Card/ATM	1	0	0	0
Fraud - Impersonation	0	0	0	0
Fraud - Welfare	0	0	0	0
Fraud - Wire	0	0	0	0
Motor Vehicle Theft	8	2	0	0
Robbery	1	0	0	0
Stolen Property Offense	1	0	0	0
Theft - Pocket Picking	0	0	0	0
Theft - Purse Snatching	1	0	0	0
Theft - Shoplifting	2	0	0	0
Theft from Building	8	1	0	0
Theft from Coin Machine	0	0	0	0
Theft from Motor Vehicle	2	0	0	0
Theft of Motor Vehicle Parts	0	0	0	0
Theft - All Other Larceny	9	1	1	0
<b>Crimes Against Society</b>				
Drug/Narcotic Violations	1	1	1	0
Drug/Narcotic Equipment Violations	0	0	0	0
Gambling-Betting/Wagering	0	0	0	0
Gambling-Operating/Promoting	0	0	0	0
Gambling-Equipment Violation	0	0	0	0
Gambling-Sports Tampering	0	0	0	0
Pornography/Obscene Materials	0	0	0	0
Prostitution	0	0	0	0
Prostitution-Assisting/Promoting	0	0	0	0
Weapon Law Violations	0	0	0	0
<b>Total Group A Offenses</b>	<b>57</b>	<b>6</b>	<b>2</b>	<b>1</b>



# Tracy City Police Department

<b>2001 Population Estimate</b>	<b>1,679</b>
<b>Offense Overview</b>	
Offense Total	55
Number Cleared	15
Percent Cleared	27.3%

Group A Crimes per 100,000 population	3,275.8
---------------------------------------	---------

<b>Arrest Overview</b>	
Total Arrests	62
Adult Arrests	60
Juvenile Arrests	0
Unknown Age	2

Arrests per 100,000 population	3,692.7
--------------------------------	---------

Avg. number offenses/incident	1.00
-------------------------------	------

<b>Domestic Violence Victims</b>		
Offense	Total	Arrests
Murder	0	0
Aggravated Assault	0	0
Simple Assault	2	1
Intimidation	0	0
Stalking	0	0
Forcible Rape	0	0
Forcible Sodomy	0	0
Sexual Assault w/Object	0	0
Forcible Fondling	0	0
Incest	0	0
Statutory Rape	0	0
Kidnapping/Abduction	0	0
<b>Total</b>	<b>2</b>	<b>1</b>

<b>TIBRS Group B Arrests</b>		
Offense	Adult	Juvenile
Bad Checks	0	0
Curfew/Vagrancy	0	0
Disorderly Conduct	5	0
DUI	17	0
Drunkenness	23	0
Family-Non Violent	0	0
Liquor Law Violation	0	0
Peeping Tom	0	0
Runaway	0	0
Trespass	1	0
All Other Offense	0	0
<b>Total Group B</b>	<b>46</b>	<b>0</b>

<b>TIBRS Group A Offenses</b>	<b>Offenses</b>		<b>Arrests</b>	
	Reported	Cleared	Adult	Juvenile
<b>Crimes Against Persons</b>				
Murder	0	0	0	0
Negligent Manslaughter	0	0	0	0
Kidnapping/Abduction	0	0	0	0
Forcible Rape	0	0	0	0
Forcible Sodomy	0	0	0	0
Sexual Assault w/Object	0	0	0	0
Forcible Fondling	0	0	0	0
Incest	0	0	0	0
Statutory Rape	0	0	0	0
Aggravated Assault	0	0	0	0
Simple Assault	6	3	3	0
Intimidation	0	0	0	0
Stalking	0	0	0	0
<b>Crimes Against Property</b>				
Arson	0	0	0	0
Bribery	0	0	0	0
Burglary	4	1	1	0
Counterfeiting/Forgery	1	0	0	0
Destruction/Damage/Vandalism	13	0	0	0
Embezzlement	0	0	0	0
Extortion/Blackmail	0	0	0	0
Fraud - False Pretenses	0	0	0	0
Fraud - Credit Card/ATM	0	0	0	0
Fraud - Impersonation	0	0	0	0
Fraud - Welfare	0	0	0	0
Fraud - Wire	0	0	0	0
Motor Vehicle Theft	3	0	0	0
Robbery	0	0	0	0
Stolen Property Offense	0	0	0	0
Theft - Pocket Picking	0	0	0	0
Theft - Purse Snatching	0	0	0	0
Theft - Shoplifting	1	1	1	0
Theft from Building	3	0	0	0
Theft from Coin Machine	0	0	0	0
Theft from Motor Vehicle	5	0	0	0
Theft of Motor Vehicle Parts	0	0	0	0
Theft - All Other Larceny	9	0	0	0
<b>Crimes Against Society</b>				
Drug/Narcotic Violations	4	4	3	0
Drug/Narcotic Equipment Violations	4	4	4	0
Gambling-Betting/Wagering	0	0	0	0
Gambling-Operating/Promoting	0	0	0	0
Gambling-Equipment Violation	0	0	0	0
Gambling-Sports Tampering	0	0	0	0
Pornography/Obscene Materials	0	0	0	0
Prostitution	0	0	0	0
Prostitution-Assisting/Promoting	0	0	0	0
Weapon Law Violations	2	2	2	0
<b>Total Group A Offenses</b>	<b>55</b>	<b>15</b>	<b>14</b>	<b>0</b>



# Trenton Police Department

<b>2001 Population Estimate</b>	<b>4,683</b>
<b>Offense Overview</b>	
Offense Total	348
Number Cleared	166
Percent Cleared	47.7%

Group A Crimes per 100,000 population	7,431.1
---------------------------------------	---------

<b>Arrest Overview</b>	
Total Arrests	452
Adult Arrests	426
Juvenile Arrests	25
Unknown Age	1
Arrests per 100,000 population	9,651.9
Avg. number offenses/incident	1.02

Domestic Violence Victims		
Offense	Total	Arrests
Murder	0	0
Aggravated Assault	1	1
Simple Assault	11	10
Intimidation	0	0
Stalking	0	0
Forcible Rape	0	0
Forcible Sodomy	0	0
Sexual Assault w/Object	0	0
Forcible Fondling	0	0
Incest	0	0
Statutory Rape	0	0
Kidnapping/Abduction	0	0
<b>Total</b>	<b>12</b>	<b>11</b>

TIBRS Group B Arrests		
Offense	Adult	Juvenile
Bad Checks	116	0
Curfew/Vagrancy	2	0
Disorderly Conduct	10	4
DUI	29	2
Drunkenness	89	2
Family-Non Violent	1	0
Liquor Law Violation	6	6
Peeping Tom	0	0
Runaway	0	0
Trespass	1	0
All Other Offense	16	0
<b>Total Group B</b>	<b>270</b>	<b>14</b>

TIBRS Group A Offenses	Offenses		Arrests	
	Reported	Cleared	Adult	Juvenile
<b>Crimes Against Persons</b>				
Murder	0	0	0	0
Negligent Manslaughter	0	0	0	0
Kidnapping/Abduction	0	0	0	0
Forcible Rape	1	0	0	0
Forcible Sodomy	0	0	0	0
Sexual Assault w/Object	0	0	0	0
Forcible Fondling	0	0	0	0
Incest	0	0	0	0
Statutory Rape	3	3	4	2
Aggravated Assault	13	11	10	1
Simple Assault	65	45	44	0
Intimidation	10	2	1	1
Stalking	0	0	0	0
<b>Crimes Against Property</b>				
Arson	2	1	1	0
Bribery	0	0	0	0
Burglary	39	4	4	1
Counterfeiting/Forgery	10	7	7	0
Destruction/Damage/Vandalism	38	6	9	1
Embezzlement	1	0	0	0
Extortion/Blackmail	0	0	0	0
Fraud - False Pretenses	6	2	3	0
Fraud - Credit Card/ATM	1	0	0	0
Fraud - Impersonation	0	0	0	0
Fraud - Welfare	0	0	0	0
Fraud - Wire	0	0	0	0
Motor Vehicle Theft	2	2	2	0
Robbery	1	1	1	0
Stolen Property Offense	1	0	0	0
Theft - Pocket Picking	0	0	0	0
Theft - Purse Snatching	2	0	0	0
Theft - Shoplifting	9	7	5	2
Theft from Building	2	0	0	0
Theft from Coin Machine	1	0	0	0
Theft from Motor Vehicle	11	0	0	0
Theft of Motor Vehicle Parts	1	0	0	0
Theft - All Other Larceny	62	8	7	1
<b>Crimes Against Society</b>				
Drug/Narcotic Violations	56	56	52	2
Drug/Narcotic Equipment Violations	6	6	4	0
Gambling-Betting/Wagering	0	0	0	0
Gambling-Operating/Promoting	0	0	0	0
Gambling-Equipment Violation	0	0	0	0
Gambling-Sports Tampering	0	0	0	0
Pornography/Obscene Materials	0	0	0	0
Prostitution	0	0	0	0
Prostitution-Assisting/Promoting	0	0	0	0
Weapon Law Violations	5	5	2	0
<b>Total Group A Offenses</b>	<b>348</b>	<b>166</b>	<b>156</b>	<b>11</b>



# Trezevant Police Department

<b>2001 Population Estimate</b>	<b>901</b>
<b>Offense Overview</b>	
Offense Total	66
Number Cleared	37
Percent Cleared	56.1%
Group A Crimes per 100,000 population	7,325.2
<b>Arrest Overview</b>	
Total Arrests	28
Adult Arrests	28
Juvenile Arrests	0
Unknown Age	0
Arrests per 100,000 population	3,107.7
Avg. number offenses/incident	1.22

Domestic Violence Victims		
Offense	Total	Arrests
Murder	0	0
Aggravated Assault	4	3
Simple Assault	1	1
Intimidation	0	0
Stalking	0	0
Forcible Rape	0	0
Forcible Sodomy	0	0
Sexual Assault w/Object	0	0
Forcible Fondling	0	0
Incest	0	0
Statutory Rape	0	0
Kidnapping/Abduction	0	0
<b>Total</b>	<b>5</b>	<b>4</b>

TIBRS Group B Arrests		
Offense	Adult	Juvenile
Bad Checks	0	0
Curfew/Vagrancy	0	0
Disorderly Conduct	0	0
DUI	5	0
Drunkenness	0	0
Family-Non Violent	0	0
Liquor Law Violation	0	0
Peeping Tom	0	0
Runaway	0	0
Trespass	0	0
All Other Offense	4	0
<b>Total Group B</b>	<b>9</b>	<b>0</b>

TIBRS Group A Offenses	Offenses		Arrests	
	Reported	Cleared	Adult	Juvenile
<b>Crimes Against Persons</b>				
Murder	0	0	0	0
Negligent Manslaughter	0	0	0	0
Kidnapping/Abduction	0	0	0	0
Forcible Rape	0	0	0	0
Forcible Sodomy	0	0	0	0
Sexual Assault w/Object	0	0	0	0
Forcible Fondling	0	0	0	0
Incest	0	0	0	0
Statutory Rape	0	0	0	0
Aggravated Assault	1	1	0	0
Simple Assault	8	8	5	0
Intimidation	2	1	1	0
Stalking	0	0	0	0
<b>Crimes Against Property</b>				
Arson	0	0	0	0
Bribery	0	0	0	0
Burglary	6	0	0	0
Counterfeiting/Forgery	0	0	0	0
Destruction/Damage/Vandalism	6	1	0	0
Embezzlement	0	0	0	0
Extortion/Blackmail	0	0	0	0
Fraud - False Pretenses	0	0	0	0
Fraud - Credit Card/ATM	0	0	0	0
Fraud - Impersonation	0	0	0	0
Fraud - Welfare	0	0	0	0
Fraud - Wire	0	0	0	0
Motor Vehicle Theft	3	0	0	0
Robbery	0	0	0	0
Stolen Property Offense	0	0	0	0
Theft - Pocket Picking	0	0	0	0
Theft - Purse Snatching	0	0	0	0
Theft - Shoplifting	1	1	1	0
Theft from Building	8	0	0	0
Theft from Coin Machine	1	0	0	0
Theft from Motor Vehicle	0	0	0	0
Theft of Motor Vehicle Parts	2	0	0	0
Theft - All Other Larceny	2	1	0	0
<b>Crimes Against Society</b>				
Drug/Narcotic Violations	16	15	11	0
Drug/Narcotic Equipment Violations	8	7	1	0
Gambling-Betting/Wagering	0	0	0	0
Gambling-Operating/Promoting	0	0	0	0
Gambling-Equipment Violation	0	0	0	0
Gambling-Sports Tampering	0	0	0	0
Pornography/Obscene Materials	0	0	0	0
Prostitution	0	0	0	0
Prostitution-Assisting/Promoting	0	0	0	0
Weapon Law Violations	2	2	0	0
<b>Total Group A Offenses</b>	<b>66</b>	<b>37</b>	<b>19</b>	<b>0</b>



# Trimble Police Department

<b>2001 Population Estimate</b>	<b>728</b>
<b>Offense Overview</b>	
Offense Total	30
Number Cleared	9
Percent Cleared	30.0%
Group A Crimes per 100,000 population	4,120.9
<b>Arrest Overview</b>	
Total Arrests	11
Adult Arrests	11
Juvenile Arrests	0
Unknown Age	0
Arrests per 100,000 population	1,511.0
Avg. number offenses/incident	1.11

Domestic Violence Victims		
Offense	Total	Arrests
Murder	0	0
Aggravated Assault	2	2
Simple Assault	1	0
Intimidation	2	0
Stalking	0	0
Forcible Rape	0	0
Forcible Sodomy	0	0
Sexual Assault w/Object	0	0
Forcible Fondling	0	0
Incest	0	0
Statutory Rape	0	0
Kidnapping/Abduction	0	0
<b>Total</b>	<b>5</b>	<b>2</b>

TIBRS Group B Arrests		
Offense	Adult	Juvenile
Bad Checks	0	0
Curfew/Vagrancy	0	0
Disorderly Conduct	1	0
DUI	2	0
Drunkenness	0	0
Family-Non Violent	0	0
Liquor Law Violation	0	0
Peeping Tom	0	0
Runaway	0	0
Trespass	1	0
All Other Offense	0	0
<b>Total Group B</b>	<b>4</b>	<b>0</b>

TIBRS Group A Offenses	Offenses		Arrests	
	Reported	Cleared	Adult	Juvenile
<b>Crimes Against Persons</b>				
Murder	0	0	0	0
Negligent Manslaughter	0	0	0	0
Kidnapping/Abduction	0	0	0	0
Forcible Rape	0	0	0	0
Forcible Sodomy	0	0	0	0
Sexual Assault w/Object	0	0	0	0
Forcible Fondling	0	0	0	0
Incest	0	0	0	0
Statutory Rape	0	0	0	0
Aggravated Assault	2	2	1	0
Simple Assault	3	1	2	0
Intimidation	3	0	0	0
Stalking	1	0	0	0
<b>Crimes Against Property</b>				
Arson	1	0	0	0
Bribery	0	0	0	0
Burglary	4	0	0	0
Counterfeiting/Forgery	0	0	0	0
Destruction/Damage/Vandalism	0	0	0	0
Embezzlement	2	2	0	0
Extortion/Blackmail	0	0	0	0
Fraud - False Pretenses	1	0	0	0
Fraud - Credit Card/ATM	0	0	0	0
Fraud - Impersonation	0	0	0	0
Fraud - Welfare	0	0	0	0
Fraud - Wire	0	0	0	0
Motor Vehicle Theft	0	0	0	0
Robbery	0	0	0	0
Stolen Property Offense	0	0	0	0
Theft - Pocket Picking	1	0	0	0
Theft - Purse Snatching	0	0	0	0
Theft - Shoplifting	1	0	0	0
Theft from Building	0	0	0	0
Theft from Coin Machine	0	0	0	0
Theft from Motor Vehicle	0	0	0	0
Theft of Motor Vehicle Parts	1	0	0	0
Theft - All Other Larceny	6	0	0	0
<b>Crimes Against Society</b>				
Drug/Narcotic Violations	2	2	4	0
Drug/Narcotic Equipment Violations	2	2	0	0
Gambling-Betting/Wagering	0	0	0	0
Gambling-Operating/Promoting	0	0	0	0
Gambling-Equipment Violation	0	0	0	0
Gambling-Sports Tampering	0	0	0	0
Pornography/Obscene Materials	0	0	0	0
Prostitution	0	0	0	0
Prostitution-Assisting/Promoting	0	0	0	0
Weapon Law Violations	0	0	0	0
<b>Total Group A Offenses</b>	<b>30</b>	<b>9</b>	<b>7</b>	<b>0</b>



# Troy Police Department

<b>2001 Population Estimate</b>	<b>1,273</b>
<b>Offense Overview</b>	
Offense Total	114
Number Cleared	39
Percent Cleared	34.2%
Group A Crimes per 100,000 population	8,955.2
<b>Arrest Overview</b>	
Total Arrests	88
Adult Arrests	80
Juvenile Arrests	6
Unknown Age	2
Arrests per 100,000 population	6,912.8
Avg. number offenses/incident	1.01

Domestic Violence Victims		
Offense	Total	Arrests
Murder	0	0
Aggravated Assault	0	0
Simple Assault	2	3
Intimidation	0	0
Stalking	0	0
Forcible Rape	0	0
Forcible Sodomy	0	0
Sexual Assault w/Object	0	0
Forcible Fondling	0	0
Incest	0	0
Statutory Rape	0	0
Kidnapping/Abduction	0	0
<b>Total</b>	<b>2</b>	<b>3</b>

TIBRS Group B Arrests		
Offense	Adult	Juvenile
Bad Checks	0	0
Curfew/Vagrancy	0	0
Disorderly Conduct	2	0
DUI	20	0
Drunkenness	8	0
Family-Non Violent	2	0
Liquor Law Violation	0	0
Peeping Tom	0	0
Runaway	0	0
Trespass	0	0
All Other Offense	13	0
<b>Total Group B</b>	<b>45</b>	<b>0</b>

TIBRS Group A Offenses	Offenses		Arrests	
	Reported	Cleared	Adult	Juvenile
<b>Crimes Against Persons</b>				
Murder	0	0	0	0
Negligent Manslaughter	0	0	0	0
Kidnapping/Abduction	0	0	0	0
Forcible Rape	0	0	0	0
Forcible Sodomy	0	0	0	0
Sexual Assault w/Object	0	0	0	0
Forcible Fondling	0	0	0	0
Incest	0	0	0	0
Statutory Rape	0	0	0	0
Aggravated Assault	6	6	5	0
Simple Assault	6	4	5	0
Intimidation	9	1	1	0
Stalking	0	0	0	0
<b>Crimes Against Property</b>				
Arson	1	1	1	0
Bribery	0	0	0	0
Burglary	13	3	4	3
Counterfeiting/Forgery	1	0	0	0
Destruction/Damage/Vandalism	18	2	1	2
Embezzlement	0	0	0	0
Extortion/Blackmail	0	0	0	0
Fraud - False Pretenses	0	0	0	0
Fraud - Credit Card/ATM	0	0	0	0
Fraud - Impersonation	0	0	0	0
Fraud - Welfare	0	0	0	0
Fraud - Wire	0	0	0	0
Motor Vehicle Theft	3	1	1	0
Robbery	0	0	0	0
Stolen Property Offense	1	0	0	0
Theft - Pocket Picking	0	0	0	0
Theft - Purse Snatching	0	0	0	0
Theft - Shoplifting	1	1	0	0
Theft from Building	10	0	0	0
Theft from Coin Machine	2	0	0	0
Theft from Motor Vehicle	6	0	0	0
Theft of Motor Vehicle Parts	4	1	0	0
Theft - All Other Larceny	14	0	0	0
<b>Crimes Against Society</b>				
Drug/Narcotic Violations	13	13	12	1
Drug/Narcotic Equipment Violations	1	1	0	0
Gambling-Betting/Wagering	0	0	0	0
Gambling-Operating/Promoting	0	0	0	0
Gambling-Equipment Violation	0	0	0	0
Gambling-Sports Tampering	0	0	0	0
Pornography/Obscene Materials	0	0	0	0
Prostitution	0	0	0	0
Prostitution-Assisting/Promoting	0	0	0	0
Weapon Law Violations	5	5	5	0
<b>Total Group A Offenses</b>	<b>114</b>	<b>39</b>	<b>35</b>	<b>6</b>



# Tullahoma Police Department

<b>2001 Population Estimate</b>	<b>17,994</b>
<b>Offense Overview</b>	
Offense Total	2,406
Number Cleared	781
Percent Cleared	32.5%
Group A Crimes per 100,000 population	13,371.1
<b>Arrest Overview</b>	
Total Arrests	1,310
Adult Arrests	1,166
Juvenile Arrests	144
Unknown Age	0
Arrests per 100,000 population	7,280.2
Avg. number offenses/incident	1.07

Domestic Violence Victims		
Offense	Total	Arrests
Murder	0	0
Aggravated Assault	12	4
Simple Assault	76	39
Intimidation	6	2
Stalking	0	0
Forcible Rape	0	0
Forcible Sodomy	0	0
Sexual Assault w/Object	1	0
Forcible Fondling	0	0
Incest	0	0
Statutory Rape	0	0
Kidnapping/Abduction	0	0
<b>Total</b>	<b>95</b>	<b>45</b>

TIBRS Group B Arrests		
Offense	Adult	Juvenile
Bad Checks	9	0
Curfew/Vagrancy	4	2
Disorderly Conduct	31	1
DUI	79	0
Drunkenness	114	0
Family-Non Violent	4	0
Liquor Law Violation	164	9
Peeping Tom	0	0
Runaway	0	4
Trespass	8	0
All Other Offense	194	9
<b>Total Group B</b>	<b>607</b>	<b>25</b>

TIBRS Group A Offenses	Offenses		Arrests	
	Reported	Cleared	Adult	Juvenile
<b>Crimes Against Persons</b>				
Murder	0	0	0	0
Negligent Manslaughter	0	0	0	0
Kidnapping/Abduction	1	1	1	0
Forcible Rape	2	2	1	0
Forcible Sodomy	0	0	0	0
Sexual Assault w/Object	1	1	0	0
Forcible Fondling	6	4	3	3
Incest	0	0	0	0
Statutory Rape	0	0	0	0
Aggravated Assault	60	28	24	2
Simple Assault	301	138	98	8
Intimidation	27	6	4	0
Stalking	2	0	0	0
<b>Crimes Against Property</b>				
Arson	3	0	0	0
Bribery	1	0	0	0
Burglary	264	33	18	2
Counterfeiting/Forgery	45	7	2	0
Destruction/Damage/Vandalism	435	80	46	57
Embezzlement	7	3	3	0
Extortion/Blackmail	0	0	0	0
Fraud - False Pretenses	48	18	10	0
Fraud - Credit Card/ATM	15	1	0	0
Fraud - Impersonation	2	1	1	0
Fraud - Welfare	0	0	0	0
Fraud - Wire	0	0	0	0
Motor Vehicle Theft	60	14	11	1
Robbery	21	6	8	0
Stolen Property Offense	1	1	4	0
Theft - Pocket Picking	2	1	1	0
Theft - Purse Snatching	0	0	0	0
Theft - Shoplifting	93	92	69	40
Theft from Building	207	39	23	1
Theft from Coin Machine	11	1	2	0
Theft from Motor Vehicle	183	12	9	0
Theft of Motor Vehicle Parts	74	6	9	1
Theft - All Other Larceny	271	24	12	4
<b>Crimes Against Society</b>				
Drug/Narcotic Violations	163	162	160	0
Drug/Narcotic Equipment Violations	84	84	26	0
Gambling-Betting/Wagering	0	0	0	0
Gambling-Operating/Promoting	0	0	0	0
Gambling-Equipment Violation	0	0	0	0
Gambling-Sports Tampering	0	0	0	0
Pornography/Obscene Materials	0	0	0	0
Prostitution	0	0	0	0
Prostitution-Assisting/Promoting	0	0	0	0
Weapon Law Violations	16	16	14	0
<b>Total Group A Offenses</b>	<b>2,406</b>	<b>781</b>	<b>559</b>	<b>119</b>



# Tusculum Police Department

<b>2001 Population Estimate</b>	<b>2,004</b>
<b>Offense Overview</b>	
Offense Total	91
Number Cleared	34
Percent Cleared	37.4%
Group A Crimes per 100,000 population	4,540.9
<b>Arrest Overview</b>	
Total Arrests	45
Adult Arrests	36
Juvenile Arrests	8
Unknown Age	1
Arrests per 100,000 population	2,245.5
Avg. number offenses/incident	1.07

Domestic Violence Victims		
Offense	Total	Arrests
Murder	0	0
Aggravated Assault	1	1
Simple Assault	2	0
Intimidation	0	0
Stalking	0	0
Forcible Rape	0	0
Forcible Sodomy	0	0
Sexual Assault w/Object	0	0
Forcible Fondling	0	0
Incest	0	0
Statutory Rape	0	0
Kidnapping/Abduction	0	0
<b>Total</b>	<b>3</b>	<b>1</b>

TIBRS Group B Arrests		
Offense	Adult	Juvenile
Bad Checks	0	0
Curfew/Vagrancy	0	0
Disorderly Conduct	0	0
DUI	10	0
Drunkenness	4	0
Family-Non Violent	0	0
Liquor Law Violation	2	0
Peeping Tom	0	0
Runaway	0	0
Trespass	0	0
All Other Offense	0	0
<b>Total Group B</b>	<b>16</b>	<b>0</b>

TIBRS Group A Offenses	Offenses		Arrests	
	Reported	Cleared	Adult	Juvenile
<b>Crimes Against Persons</b>				
Murder	0	0	0	0
Negligent Manslaughter	0	0	0	0
Kidnapping/Abduction	0	0	0	0
Forcible Rape	2	0	0	0
Forcible Sodomy	0	0	0	0
Sexual Assault w/Object	0	0	0	0
Forcible Fondling	0	0	0	0
Incest	0	0	0	0
Statutory Rape	0	0	0	0
Aggravated Assault	2	2	2	0
Simple Assault	4	3	1	0
Intimidation	1	0	0	0
Stalking	0	0	0	0
<b>Crimes Against Property</b>				
Arson	2	2	4	0
Bribery	0	0	0	0
Burglary	12	0	0	0
Counterfeiting/Forgery	0	0	0	0
Destruction/Damage/Vandalism	15	2	0	0
Embezzlement	0	0	0	0
Extortion/Blackmail	0	0	0	0
Fraud - False Pretenses	0	0	0	0
Fraud - Credit Card/ATM	0	0	0	0
Fraud - Impersonation	0	0	0	0
Fraud - Welfare	0	0	0	0
Fraud - Wire	0	0	0	0
Motor Vehicle Theft	1	0	0	0
Robbery	2	0	0	0
Stolen Property Offense	0	0	0	0
Theft - Pocket Picking	0	0	0	0
Theft - Purse Snatching	0	0	0	0
Theft - Shoplifting	1	0	0	0
Theft from Building	7	0	0	0
Theft from Coin Machine	0	0	0	0
Theft from Motor Vehicle	8	0	0	0
Theft of Motor Vehicle Parts	3	0	0	0
Theft - All Other Larceny	7	1	0	0
<b>Crimes Against Society</b>				
Drug/Narcotic Violations	18	18	11	8
Drug/Narcotic Equipment Violations	6	6	2	0
Gambling-Betting/Wagering	0	0	0	0
Gambling-Operating/Promoting	0	0	0	0
Gambling-Equipment Violation	0	0	0	0
Gambling-Sports Tampering	0	0	0	0
Pornography/Obscene Materials	0	0	0	0
Prostitution	0	0	0	0
Prostitution-Assisting/Promoting	0	0	0	0
Weapon Law Violations	0	0	0	0
<b>Total Group A Offenses</b>	<b>91</b>	<b>34</b>	<b>20</b>	<b>8</b>





# Union City Police Department

**2001 Population Estimate**                      **10,876**

**Offense Overview**

Offense Total                                      2,018  
 Number Cleared                                814  
 Percent Cleared                                 40.3%

Group A Crimes per 100,000  
 population                                      18,554.6

**Arrest Overview**

Total Arrests                                    625  
 Adult Arrests                                    552  
 Juvenile Arrests                                72  
 Unknown Age                                    1

Arrests per 100,000 population            5,746.6

Avg. number offenses/incident              1.14

Domestic Violence Victims		
Offense	Total	Arrests
Murder	0	0
Aggravated Assault	19	13
Simple Assault	83	26
Intimidation	22	3
Stalking	3	0
Forcible Rape	0	0
Forcible Sodomy	0	0
Sexual Assault w/Object	0	0
Forcible Fondling	0	0
Incest	0	0
Statutory Rape	1	1
Kidnapping/Abduction	0	0
<b>Total</b>	<b>128</b>	<b>43</b>

TIBRS Group B Arrests		
Offense	Adult	Juvenile
Bad Checks	0	0
Curfew/Vagrancy	0	0
Disorderly Conduct	5	3
DUI	20	0
Drunkenness	103	0
Family-Non Violent	2	0
Liquor Law Violation	4	10
Peeping Tom	0	0
Runaway	0	4
Trespass	16	0
All Other Offense	44	4
<b>Total Group B</b>	<b>194</b>	<b>21</b>

TIBRS Group A Offenses	Offenses		Arrests	
	Reported	Cleared	Adult	Juvenile
<b>Crimes Against Persons</b>				
Murder	0	0	0	0
Negligent Manslaughter	0	0	0	0
Kidnapping/Abduction	1	1	2	0
Forcible Rape	2	0	0	0
Forcible Sodomy	0	0	0	0
Sexual Assault w/Object	0	0	0	0
Forcible Fondling	6	4	3	0
Incest	0	0	0	0
Statutory Rape	3	3	1	0
Aggravated Assault	84	52	29	2
Simple Assault	300	259	69	6
Intimidation	105	70	13	1
Stalking	8	6	0	0
<b>Crimes Against Property</b>				
Arson	8	1	0	1
Bribery	1	1	0	0
Burglary	146	24	17	8
Counterfeiting/Forgery	118	52	56	0
Destruction/Damage/Vandalism	268	49	4	4
Embezzlement	16	6	6	0
Extortion/Blackmail	0	0	0	0
Fraud - False Pretenses	124	55	4	0
Fraud - Credit Card/ATM	29	8	3	0
Fraud - Impersonation	8	4	2	0
Fraud - Welfare	0	0	0	0
Fraud - Wire	0	0	0	0
Motor Vehicle Theft	38	3	2	1
Robbery	10	4	6	1
Stolen Property Offense	0	0	0	0
Theft - Pocket Picking	0	0	0	0
Theft - Purse Snatching	0	0	0	0
Theft - Shoplifting	94	69	56	13
Theft from Building	137	34	16	2
Theft from Coin Machine	10	0	0	0
Theft from Motor Vehicle	85	10	4	4
Theft of Motor Vehicle Parts	114	4	2	1
Theft - All Other Larceny	217	15	4	0
<b>Crimes Against Society</b>				
Drug/Narcotic Violations	41	39	40	5
Drug/Narcotic Equipment Violations	30	28	10	0
Gambling-Betting/Wagering	0	0	0	0
Gambling-Operating/Promoting	0	0	0	0
Gambling-Equipment Violation	2	2	2	0
Gambling-Sports Tampering	0	0	0	0
Pornography/Obscene Materials	1	1	1	0
Prostitution	0	0	0	0
Prostitution-Assisting/Promoting	0	0	0	0
Weapon Law Violations	12	10	6	2
<b>Total Group A Offenses</b>	<b>2,018</b>	<b>814</b>	<b>358</b>	<b>51</b>



# Vonore Police Department

<b>2001 Population Estimate</b>	<b>1,162</b>
<b>Offense Overview</b>	
Offense Total	135
Number Cleared	38
Percent Cleared	28.1%
Group A Crimes per 100,000 population	11,617.9
<b>Arrest Overview</b>	
Total Arrests	69
Adult Arrests	69
Juvenile Arrests	0
Unknown Age	0
Arrests per 100,000 population	5,938.0
Avg. number offenses/incident	1.12

Domestic Violence Victims		
Offense	Total	Arrests
Murder	0	0
Aggravated Assault	0	0
Simple Assault	13	7
Intimidation	2	0
Stalking	0	0
Forcible Rape	0	0
Forcible Sodomy	1	0
Sexual Assault w/Object	0	0
Forcible Fondling	0	0
Incest	0	0
Statutory Rape	0	0
Kidnapping/Abduction	0	0
<b>Total</b>	<b>16</b>	<b>7</b>

TIBRS Group B Arrests		
Offense	Adult	Juvenile
Bad Checks	0	0
Curfew/Vagrancy	0	0
Disorderly Conduct	4	0
DUI	17	0
Drunkenness	15	0
Family-Non Violent	0	0
Liquor Law Violation	0	0
Peeping Tom	0	0
Runaway	0	0
Trespass	0	0
All Other Offense	0	0
<b>Total Group B</b>	<b>36</b>	<b>0</b>

TIBRS Group A Offenses	Offenses		Arrests	
	Reported	Cleared	Adult	Juvenile
<b>Crimes Against Persons</b>				
Murder	0	0	0	0
Negligent Manslaughter	0	0	0	0
Kidnapping/Abduction	0	0	0	0
Forcible Rape	0	0	0	0
Forcible Sodomy	1	0	0	0
Sexual Assault w/Object	0	0	0	0
Forcible Fondling	0	0	0	0
Incest	0	0	0	0
Statutory Rape	0	0	0	0
Aggravated Assault	4	4	2	0
Simple Assault	20	9	9	0
Intimidation	11	0	0	0
Stalking	0	0	0	0
<b>Crimes Against Property</b>				
Arson	0	0	0	0
Bribery	0	0	0	0
Burglary	3	0	0	0
Counterfeiting/Forgery	3	2	1	0
Destruction/Damage/Vandalism	25	1	0	0
Embezzlement	2	1	1	0
Extortion/Blackmail	0	0	0	0
Fraud - False Pretenses	1	0	0	0
Fraud - Credit Card/ATM	1	0	0	0
Fraud - Impersonation	0	0	0	0
Fraud - Welfare	0	0	0	0
Fraud - Wire	0	0	0	0
Motor Vehicle Theft	4	1	1	0
Robbery	0	0	0	0
Stolen Property Offense	0	0	0	0
Theft - Pocket Picking	0	0	0	0
Theft - Purse Snatching	0	0	0	0
Theft - Shoplifting	6	5	6	0
Theft from Building	10	1	1	0
Theft from Coin Machine	6	2	2	0
Theft from Motor Vehicle	12	0	0	0
Theft of Motor Vehicle Parts	1	0	0	0
Theft - All Other Larceny	12	1	0	0
<b>Crimes Against Society</b>				
Drug/Narcotic Violations	8	7	9	0
Drug/Narcotic Equipment Violations	3	2	0	0
Gambling-Betting/Wagering	0	0	0	0
Gambling-Operating/Promoting	0	0	0	0
Gambling-Equipment Violation	0	0	0	0
Gambling-Sports Tampering	0	0	0	0
Pornography/Obscene Materials	0	0	0	0
Prostitution	0	0	0	0
Prostitution-Assisting/Promoting	0	0	0	0
Weapon Law Violations	2	2	1	0
<b>Total Group A Offenses</b>	<b>135</b>	<b>38</b>	<b>33</b>	<b>0</b>



# Wartburg Police Department

<b>2001 Population Estimate</b>	<b>890</b>
<b>Offense Overview</b>	
Offense Total	13
Number Cleared	11
Percent Cleared	84.6%
Group A Crimes per 100,000 population	1,460.7

<b>Arrest Overview</b>	
Total Arrests	36
Adult Arrests	33
Juvenile Arrests	2
Unknown Age	1
Arrests per 100,000 population	4,044.9
Avg. number offenses/incident	1.08

<b>Domestic Violence Victims</b>		
Offense	Total	Arrests
Murder	0	0
Aggravated Assault	0	0
Simple Assault	0	0
Intimidation	0	0
Stalking	0	0
Forcible Rape	0	0
Forcible Sodomy	0	0
Sexual Assault w/Object	0	0
Forcible Fondling	0	0
Incest	0	0
Statutory Rape	0	0
Kidnapping/Abduction	0	0
<b>Total</b>	<b>0</b>	<b>0</b>

<b>TIBRS Group B Arrests</b>		
Offense	Adult	Juvenile
Bad Checks	0	0
Curfew/Vagrancy	0	0
Disorderly Conduct	2	0
DUI	8	0
Drunkness	8	1
Family-Non Violent	0	0
Liquor Law Violation	3	0
Peeping Tom	0	0
Runaway	0	0
Trespass	0	0
All Other Offense	1	0
<b>Total Group B</b>	<b>22</b>	<b>1</b>

<b>TIBRS Group A Offenses</b>	<b>Offenses</b>		<b>Arrests</b>	
	Reported	Cleared	Adult	Juvenile
<b>Crimes Against Persons</b>				
Murder	0	0	0	0
Negligent Manslaughter	0	0	0	0
Kidnapping/Abduction	0	0	0	0
Forcible Rape	1	0	0	0
Forcible Sodomy	0	0	0	0
Sexual Assault w/Object	0	0	0	0
Forcible Fondling	0	0	0	0
Incest	0	0	0	0
Statutory Rape	0	0	0	0
Aggravated Assault	0	0	0	0
Simple Assault	1	1	1	0
Intimidation	0	0	0	0
Stalking	0	0	0	0
<b>Crimes Against Property</b>				
Arson	0	0	0	0
Bribery	0	0	0	0
Burglary	0	0	0	0
Counterfeiting/Forgery	0	0	0	0
Destruction/Damage/Vandalism	0	0	0	0
Embezzlement	0	0	0	0
Extortion/Blackmail	0	0	0	0
Fraud - False Pretenses	0	0	0	0
Fraud - Credit Card/ATM	0	0	0	0
Fraud - Impersonation	0	0	0	0
Fraud - Welfare	0	0	0	0
Fraud - Wire	0	0	0	0
Motor Vehicle Theft	0	0	0	0
Robbery	0	0	0	0
Stolen Property Offense	0	0	0	0
Theft - Pocket Picking	0	0	0	0
Theft - Purse Snatching	0	0	0	0
Theft - Shoplifting	0	0	0	0
Theft from Building	0	0	0	0
Theft from Coin Machine	0	0	0	0
Theft from Motor Vehicle	1	0	0	0
Theft of Motor Vehicle Parts	0	0	0	0
Theft - All Other Larceny	0	0	0	0
<b>Crimes Against Society</b>				
Drug/Narcotic Violations	8	8	9	1
Drug/Narcotic Equipment Violations	2	2	1	0
Gambling-Betting/Wagering	0	0	0	0
Gambling-Operating/Promoting	0	0	0	0
Gambling-Equipment Violation	0	0	0	0
Gambling-Sports Tampering	0	0	0	0
Pornography/Obscene Materials	0	0	0	0
Prostitution	0	0	0	0
Prostitution-Assisting/Promoting	0	0	0	0
Weapon Law Violations	0	0	0	0
<b>Total Group A Offenses</b>	<b>13</b>	<b>11</b>	<b>11</b>	<b>1</b>



# Wartrace Police Department

**2001 Population Estimate**                      **548**

**Offense Overview**

Offense Total                                      2  
 Number Cleared                                0  
 Percent Cleared                                0.0%

Group A Crimes per 100,000  
 population                                      365.0

**Arrest Overview**

Total Arrests                                    0  
 Adult Arrests                                    0  
 Juvenile Arrests                                0  
 Unknown Age                                    0

Arrests per 100,000 population            0.0

Avg. number offenses/incident            2.00

**Domestic Violence Victims**

Offense	Total	Arrests
Murder	0	0
Aggravated Assault	0	0
Simple Assault	0	0
Intimidation	0	0
Stalking	0	0
Forcible Rape	0	0
Forcible Sodomy	0	0
Sexual Assault w/Object	0	0
Forcible Fondling	0	0
Incest	0	0
Statutory Rape	0	0
Kidnapping/Abduction	0	0
<b>Total</b>	<b>0</b>	<b>0</b>

**TIBRS Group B Arrests**

Offense	Adult	Juvenile
Bad Checks	0	0
Curfew/Vagrancy	0	0
Disorderly Conduct	0	0
DUI	0	0
Drunkenness	0	0
Family-Non Violent	0	0
Liquor Law Violation	0	0
Peeping Tom	0	0
Runaway	0	0
Trespass	0	0
All Other Offense	0	0
<b>Total Group B</b>	<b>0</b>	<b>0</b>

TIBRS Group A Offenses	Offenses		Arrests	
	Reported	Cleared	Adult	Juvenile
<b>Crimes Against Persons</b>				
Murder	0	0	0	0
Negligent Manslaughter	0	0	0	0
Kidnapping/Abduction	0	0	0	0
Forcible Rape	0	0	0	0
Forcible Sodomy	0	0	0	0
Sexual Assault w/Object	0	0	0	0
Forcible Fondling	0	0	0	0
Incest	0	0	0	0
Statutory Rape	0	0	0	0
Aggravated Assault	0	0	0	0
Simple Assault	0	0	0	0
Intimidation	0	0	0	0
Stalking	0	0	0	0
<b>Crimes Against Property</b>				
Arson	0	0	0	0
Bribery	0	0	0	0
Burglary	0	0	0	0
Counterfeiting/Forgery	0	0	0	0
Destruction/Damage/Vandalism	1	0	0	0
Embezzlement	0	0	0	0
Extortion/Blackmail	0	0	0	0
Fraud - False Pretenses	0	0	0	0
Fraud - Credit Card/ATM	0	0	0	0
Fraud - Impersonation	0	0	0	0
Fraud - Welfare	0	0	0	0
Fraud - Wire	0	0	0	0
Motor Vehicle Theft	0	0	0	0
Robbery	0	0	0	0
Stolen Property Offense	0	0	0	0
Theft - Pocket Picking	0	0	0	0
Theft - Purse Snatching	0	0	0	0
Theft - Shoplifting	0	0	0	0
Theft from Building	0	0	0	0
Theft from Coin Machine	0	0	0	0
Theft from Motor Vehicle	1	0	0	0
Theft of Motor Vehicle Parts	0	0	0	0
Theft - All Other Larceny	0	0	0	0
<b>Crimes Against Society</b>				
Drug/Narcotic Violations	0	0	0	0
Drug/Narcotic Equipment Violations	0	0	0	0
Gambling-Betting/Wagering	0	0	0	0
Gambling-Operating/Promoting	0	0	0	0
Gambling-Equipment Violation	0	0	0	0
Gambling-Sports Tampering	0	0	0	0
Pornography/Obscene Materials	0	0	0	0
Prostitution	0	0	0	0
Prostitution-Assisting/Promoting	0	0	0	0
Weapon Law Violations	0	0	0	0
<b>Total Group A Offenses</b>	<b>2</b>	<b>0</b>	<b>0</b>	<b>0</b>



# Watauga Police Department

<b>2001 Population Estimate</b>	<b>403</b>
<b>Offense Overview</b>	
Offense Total	0
Number Cleared	0
Percent Cleared	0.0%
Group A Crimes per 100,000 population	0.0
<b>Arrest Overview</b>	
Total Arrests	0
Adult Arrests	0
Juvenile Arrests	0
Unknown Age	0
Arrests per 100,000 population	0.0
Avg. number offenses/incident	0.00

Domestic Violence Victims		
Offense	Total	Arrests
Murder	0	0
Aggravated Assault	0	0
Simple Assault	0	0
Intimidation	0	0
Stalking	0	0
Forcible Rape	0	0
Forcible Sodomy	0	0
Sexual Assault w/Object	0	0
Forcible Fondling	0	0
Incest	0	0
Statutory Rape	0	0
Kidnapping/Abduction	0	0
<b>Total</b>	<b>0</b>	<b>0</b>

TIBRS Group B Arrests		
Offense	Adult	Juvenile
Bad Checks	0	0
Curfew/Vagrancy	0	0
Disorderly Conduct	0	0
DUI	0	0
Drunkenness	0	0
Family-Non Violent	0	0
Liquor Law Violation	0	0
Peeping Tom	0	0
Runaway	0	0
Trespass	0	0
All Other Offense	0	0
<b>Total Group B</b>	<b>0</b>	<b>0</b>

TIBRS Group A Offenses	Offenses		Arrests	
	Reported	Cleared	Adult	Juvenile
<b>Crimes Against Persons</b>				
Murder	0	0	0	0
Negligent Manslaughter	0	0	0	0
Kidnapping/Abduction	0	0	0	0
Forcible Rape	0	0	0	0
Forcible Sodomy	0	0	0	0
Sexual Assault w/Object	0	0	0	0
Forcible Fondling	0	0	0	0
Incest	0	0	0	0
Statutory Rape	0	0	0	0
Aggravated Assault	0	0	0	0
Simple Assault	0	0	0	0
Intimidation	0	0	0	0
Stalking	0	0	0	0
<b>Crimes Against Property</b>				
Arson	0	0	0	0
Bribery	0	0	0	0
Burglary	0	0	0	0
Counterfeiting/Forgery	0	0	0	0
Destruction/Damage/Vandalism	0	0	0	0
Embezzlement	0	0	0	0
Extortion/Blackmail	0	0	0	0
Fraud - False Pretenses	0	0	0	0
Fraud - Credit Card/ATM	0	0	0	0
Fraud - Impersonation	0	0	0	0
Fraud - Welfare	0	0	0	0
Fraud - Wire	0	0	0	0
Motor Vehicle Theft	0	0	0	0
Robbery	0	0	0	0
Stolen Property Offense	0	0	0	0
Theft - Pocket Picking	0	0	0	0
Theft - Purse Snatching	0	0	0	0
Theft - Shoplifting	0	0	0	0
Theft from Building	0	0	0	0
Theft from Coin Machine	0	0	0	0
Theft from Motor Vehicle	0	0	0	0
Theft of Motor Vehicle Parts	0	0	0	0
Theft - All Other Larceny	0	0	0	0
<b>Crimes Against Society</b>				
Drug/Narcotic Violations	0	0	0	0
Drug/Narcotic Equipment Violations	0	0	0	0
Gambling-Betting/Wagering	0	0	0	0
Gambling-Operating/Promoting	0	0	0	0
Gambling-Equipment Violation	0	0	0	0
Gambling-Sports Tampering	0	0	0	0
Pornography/Obscene Materials	0	0	0	0
Prostitution	0	0	0	0
Prostitution-Assisting/Promoting	0	0	0	0
Weapon Law Violations	0	0	0	0
<b>Total Group A Offenses</b>	<b>0</b>	<b>0</b>	<b>0</b>	<b>0</b>



# Watertown Police Department

<b>2001 Population Estimate</b>	<b>1,358</b>
<b>Offense Overview</b>	
Offense Total	103
Number Cleared	32
Percent Cleared	31.1%

Group A Crimes per 100,000 population	7,584.7
---------------------------------------	---------

<b>Arrest Overview</b>	
Total Arrests	47
Adult Arrests	38
Juvenile Arrests	4
Unknown Age	5

Arrests per 100,000 population	3,461.0
--------------------------------	---------

Avg. number offenses/incident	1.11
-------------------------------	------

<b>Domestic Violence Victims</b>		
Offense	Total	Arrests
Murder	0	0
Aggravated Assault	0	0
Simple Assault	5	3
Intimidation	3	0
Stalking	1	0
Forcible Rape	0	0
Forcible Sodomy	0	0
Sexual Assault w/Object	0	0
Forcible Fondling	0	0
Incest	0	0
Statutory Rape	0	0
Kidnapping/Abduction	0	0
<b>Total</b>	<b>9</b>	<b>3</b>

<b>TIBRS Group B Arrests</b>		
Offense	Adult	Juvenile
Bad Checks	0	0
Curfew/Vagrancy	0	0
Disorderly Conduct	0	0
DUI	9	0
Drunkenness	7	0
Family-Non Violent	0	0
Liquor Law Violation	1	0
Peeping Tom	0	0
Runaway	0	0
Trespass	0	0
All Other Offense	0	0
<b>Total Group B</b>	<b>17</b>	<b>0</b>

<b>TIBRS Group A Offenses</b>	<b>Offenses</b>		<b>Arrests</b>	
	<b>Reported</b>	<b>Cleared</b>	<b>Adult</b>	<b>Juvenile</b>
<b>Crimes Against Persons</b>				
Murder	0	0	0	0
Negligent Manslaughter	0	0	0	0
Kidnapping/Abduction	0	0	0	0
Forcible Rape	0	0	0	0
Forcible Sodomy	0	0	0	0
Sexual Assault w/Object	0	0	0	0
Forcible Fondling	0	0	0	0
Incest	0	0	0	0
Statutory Rape	0	0	0	0
Aggravated Assault	0	0	0	0
Simple Assault	9	5	4	0
Intimidation	15	0	0	0
Stalking	1	0	0	0
<b>Crimes Against Property</b>				
Arson	0	0	0	0
Bribery	0	0	0	0
Burglary	4	0	0	0
Counterfeiting/Forgery	0	0	0	0
Destruction/Damage/Vandalism	21	3	0	4
Embezzlement	0	0	0	0
Extortion/Blackmail	0	0	0	0
Fraud - False Pretenses	0	0	0	0
Fraud - Credit Card/ATM	0	0	0	0
Fraud - Impersonation	1	0	0	0
Fraud - Welfare	0	0	0	0
Fraud - Wire	0	0	0	0
Motor Vehicle Theft	0	0	0	0
Robbery	1	0	0	0
Stolen Property Offense	3	1	1	0
Theft - Pocket Picking	0	0	0	0
Theft - Purse Snatching	0	0	0	0
Theft - Shoplifting	0	0	0	0
Theft from Building	9	1	0	0
Theft from Coin Machine	0	0	0	0
Theft from Motor Vehicle	2	1	3	0
Theft of Motor Vehicle Parts	5	0	0	0
Theft - All Other Larceny	4	1	1	0
<b>Crimes Against Society</b>				
Drug/Narcotic Violations	20	15	11	0
Drug/Narcotic Equipment Violations	7	4	0	0
Gambling-Betting/Wagering	0	0	0	0
Gambling-Operating/Promoting	0	0	0	0
Gambling-Equipment Violation	0	0	0	0
Gambling-Sports Tampering	0	0	0	0
Pornography/Obscene Materials	0	0	0	0
Prostitution	0	0	0	0
Prostitution-Assisting/Promoting	0	0	0	0
Weapon Law Violations	1	1	1	0
<b>Total Group A Offenses</b>	<b>103</b>	<b>32</b>	<b>21</b>	<b>4</b>



# Waverly Police Department

<b>2001 Population Estimate</b>	<b>4,028</b>
<b>Offense Overview</b>	
Offense Total	264
Number Cleared	187
Percent Cleared	70.8%
Group A Crimes per 100,000 population	6,554.1
<b>Arrest Overview</b>	
Total Arrests	294
Adult Arrests	266
Juvenile Arrests	28
Unknown Age	0
Arrests per 100,000 population	7,298.9
Avg. number offenses/incident	1.27

Domestic Violence Victims		
Offense	Total	Arrests
Murder	0	0
Aggravated Assault	3	3
Simple Assault	11	9
Intimidation	2	1
Stalking	0	0
Forcible Rape	0	0
Forcible Sodomy	0	0
Sexual Assault w/Object	0	0
Forcible Fondling	0	0
Incest	0	0
Statutory Rape	0	0
Kidnapping/Abduction	0	0
<b>Total</b>	<b>16</b>	<b>13</b>

TIBRS Group B Arrests		
Offense	Adult	Juvenile
Bad Checks	3	0
Curfew/Vagrancy	0	0
Disorderly Conduct	4	0
DUI	48	3
Drunkenness	33	0
Family-Non Violent	0	0
Liquor Law Violation	56	6
Peeping Tom	0	0
Runaway	0	0
Trespass	2	0
All Other Offense	6	0
<b>Total Group B</b>	<b>152</b>	<b>9</b>

TIBRS Group A Offenses	Offenses		Arrests	
	Reported	Cleared	Adult	Juvenile
<b>Crimes Against Persons</b>				
Murder	0	0	0	0
Negligent Manslaughter	0	0	0	0
Kidnapping/Abduction	3	3	1	0
Forcible Rape	0	0	0	0
Forcible Sodomy	0	0	0	0
Sexual Assault w/Object	0	0	0	0
Forcible Fondling	0	0	0	0
Incest	0	0	0	0
Statutory Rape	1	1	1	0
Aggravated Assault	11	11	10	0
Simple Assault	33	24	23	0
Intimidation	4	3	1	0
Stalking	0	0	0	0
<b>Crimes Against Property</b>				
Arson	0	0	0	0
Bribery	0	0	0	0
Burglary	19	8	4	8
Counterfeiting/Forgery	22	17	8	1
Destruction/Damage/Vandalism	29	9	2	2
Embezzlement	3	2	1	0
Extortion/Blackmail	0	0	0	0
Fraud - False Pretenses	15	13	0	0
Fraud - Credit Card/ATM	1	0	0	0
Fraud - Impersonation	3	0	0	0
Fraud - Welfare	0	0	0	0
Fraud - Wire	0	0	0	0
Motor Vehicle Theft	8	7	0	1
Robbery	0	0	0	0
Stolen Property Offense	3	2	1	1
Theft - Pocket Picking	0	0	0	0
Theft - Purse Snatching	0	0	0	0
Theft - Shoplifting	13	12	10	3
Theft from Building	6	0	0	0
Theft from Coin Machine	1	0	0	0
Theft from Motor Vehicle	4	0	0	0
Theft of Motor Vehicle Parts	3	0	0	0
Theft - All Other Larceny	7	1	0	1
<b>Crimes Against Society</b>				
Drug/Narcotic Violations	44	43	45	1
Drug/Narcotic Equipment Violations	26	26	5	0
Gambling-Betting/Wagering	0	0	0	0
Gambling-Operating/Promoting	0	0	0	0
Gambling-Equipment Violation	0	0	0	0
Gambling-Sports Tampering	0	0	0	0
Pornography/Obscene Materials	0	0	0	0
Prostitution	0	0	0	0
Prostitution-Assisting/Promoting	0	0	0	0
Weapon Law Violations	5	5	2	1
<b>Total Group A Offenses</b>	<b>264</b>	<b>187</b>	<b>114</b>	<b>19</b>



# Waynesboro Police Department

**2001 Population Estimate**                      **2,228**

**Offense Overview**

Offense Total                                      238  
 Number Cleared                                87  
 Percent Cleared                                36.6%

Group A Crimes per 100,000  
 population                                      10,682.2

**Arrest Overview**

Total Arrests                                    136  
 Adult Arrests                                    133  
 Juvenile Arrests                                1  
 Unknown Age                                    2

Arrests per 100,000 population            6,104.1

Avg. number offenses/incident              1.11

**Domestic Violence Victims**

Offense	Total	Arrests
Murder	0	0
Aggravated Assault	6	0
Simple Assault	6	0
Intimidation	4	0
Stalking	1	0
Forcible Rape	0	0
Forcible Sodomy	0	0
Sexual Assault w/Object	0	0
Forcible Fondling	0	0
Incest	0	0
Statutory Rape	0	0
Kidnapping/Abduction	0	0
<b>Total</b>	<b>17</b>	<b>0</b>

**TIBRS Group B Arrests**

Offense	Adult	Juvenile
Bad Checks	9	0
Curfew/Vagrancy	0	0
Disorderly Conduct	7	0
DUI	21	0
Drunkenness	20	0
Family-Non Violent	1	0
Liquor Law Violation	0	0
Peeping Tom	0	0
Runaway	0	1
Trespass	0	0
All Other Offense	64	0
<b>Total Group B</b>	<b>122</b>	<b>1</b>

TIBRS Group A Offenses	Offenses		Arrests	
	Reported	Cleared	Adult	Juvenile
<b>Crimes Against Persons</b>				
Murder	0	0	0	0
Negligent Manslaughter	0	0	0	0
Kidnapping/Abduction	0	0	0	0
Forcible Rape	0	0	0	0
Forcible Sodomy	0	0	0	0
Sexual Assault w/Object	0	0	0	0
Forcible Fondling	0	0	0	0
Incest	0	0	0	0
Statutory Rape	0	0	0	0
Aggravated Assault	13	11	2	0
Simple Assault	24	17	0	0
Intimidation	16	10	0	0
Stalking	9	6	1	0
<b>Crimes Against Property</b>				
Arson	2	1	0	0
Bribery	0	0	0	0
Burglary	21	4	1	0
Counterfeiting/Forgery	5	2	0	0
Destruction/Damage/Vandalism	67	6	1	0
Embezzlement	0	0	0	0
Extortion/Blackmail	0	0	0	0
Fraud - False Pretenses	4	2	0	0
Fraud - Credit Card/ATM	1	0	0	0
Fraud - Impersonation	5	4	0	0
Fraud - Welfare	0	0	0	0
Fraud - Wire	0	0	0	0
Motor Vehicle Theft	4	0	0	0
Robbery	0	0	0	0
Stolen Property Offense	2	0	0	0
Theft - Pocket Picking	0	0	0	0
Theft - Purse Snatching	0	0	0	0
Theft - Shoplifting	5	2	1	0
Theft from Building	8	0	0	0
Theft from Coin Machine	3	1	0	0
Theft from Motor Vehicle	13	2	0	0
Theft of Motor Vehicle Parts	8	1	0	0
Theft - All Other Larceny	9	1	4	0
<b>Crimes Against Society</b>				
Drug/Narcotic Violations	11	10	1	0
Drug/Narcotic Equipment Violations	7	6	0	0
Gambling-Betting/Wagering	0	0	0	0
Gambling-Operating/Promoting	0	0	0	0
Gambling-Equipment Violation	0	0	0	0
Gambling-Sports Tampering	0	0	0	0
Pornography/Obscene Materials	0	0	0	0
Prostitution	0	0	0	0
Prostitution-Assisting/Promoting	0	0	0	0
Weapon Law Violations	1	1	0	0
<b>Total Group A Offenses</b>	<b>238</b>	<b>87</b>	<b>11</b>	<b>0</b>





# Westmoreland Police Department

<b>2001 Population Estimate</b>	<b>2,093</b>
<b>Offense Overview</b>	
Offense Total	121
Number Cleared	48
Percent Cleared	39.7%
Group A Crimes per 100,000 population	5,781.2
<b>Arrest Overview</b>	
Total Arrests	99
Adult Arrests	85
Juvenile Arrests	13
Unknown Age	1
Arrests per 100,000 population	4,730.1
Avg. number offenses/incident	1.06

<b>Domestic Violence Victims</b>		
Offense	Total	Arrests
Murder	0	0
Aggravated Assault	1	1
Simple Assault	7	6
Intimidation	0	0
Stalking	0	0
Forcible Rape	0	0
Forcible Sodomy	0	0
Sexual Assault w/Object	0	0
Forcible Fondling	0	0
Incest	0	0
Statutory Rape	0	0
Kidnapping/Abduction	0	0
<b>Total</b>	<b>8</b>	<b>7</b>

<b>TIBRS Group B Arrests</b>		
Offense	Adult	Juvenile
Bad Checks	0	0
Curfew/Vagrancy	0	0
Disorderly Conduct	0	2
DUI	25	1
Drunkenness	17	1
Family-Non Violent	0	0
Liquor Law Violation	0	0
Peeping Tom	0	0
Runaway	0	0
Trespass	1	0
All Other Offense	1	0
<b>Total Group B</b>	<b>44</b>	<b>4</b>

<b>TIBRS Group A Offenses</b>	<b>Offenses</b>		<b>Arrests</b>	
	Reported	Cleared	Adult	Juvenile
<b>Crimes Against Persons</b>				
Murder	0	0	0	0
Negligent Manslaughter	0	0	0	0
Kidnapping/Abduction	0	0	0	0
Forcible Rape	0	0	0	0
Forcible Sodomy	0	0	0	0
Sexual Assault w/Object	0	0	0	0
Forcible Fondling	0	0	0	0
Incest	0	0	0	0
Statutory Rape	1	0	0	0
Aggravated Assault	4	4	3	0
Simple Assault	21	17	14	2
Intimidation	4	1	1	0
Stalking	0	0	0	0
<b>Crimes Against Property</b>				
Arson	0	0	0	0
Bribery	0	0	0	0
Burglary	9	1	1	0
Counterfeiting/Forgery	6	4	4	0
Destruction/Damage/Vandalism	24	4	3	4
Embezzlement	0	0	0	0
Extortion/Blackmail	0	0	0	0
Fraud - False Pretenses	0	0	0	0
Fraud - Credit Card/ATM	2	0	0	0
Fraud - Impersonation	0	0	0	0
Fraud - Welfare	0	0	0	0
Fraud - Wire	0	0	0	0
Motor Vehicle Theft	5	3	4	1
Robbery	0	0	0	0
Stolen Property Offense	0	0	0	0
Theft - Pocket Picking	0	0	0	0
Theft - Purse Snatching	0	0	0	0
Theft - Shoplifting	4	3	3	0
Theft from Building	11	0	0	0
Theft from Coin Machine	0	0	0	0
Theft from Motor Vehicle	7	0	0	0
Theft of Motor Vehicle Parts	4	0	0	0
Theft - All Other Larceny	8	0	0	0
<b>Crimes Against Society</b>				
Drug/Narcotic Violations	8	8	7	2
Drug/Narcotic Equipment Violations	2	2	1	0
Gambling-Betting/Wagering	0	0	0	0
Gambling-Operating/Promoting	0	0	0	0
Gambling-Equipment Violation	0	0	0	0
Gambling-Sports Tampering	0	0	0	0
Pornography/Obscene Materials	0	0	0	0
Prostitution	0	0	0	0
Prostitution-Assisting/Promoting	0	0	0	0
Weapon Law Violations	1	1	0	0
<b>Total Group A Offenses</b>	<b>121</b>	<b>48</b>	<b>41</b>	<b>9</b>



# White Bluff Police Department

<b>2001 Population Estimate</b>	<b>2,142</b>
<b>Offense Overview</b>	
Offense Total	80
Number Cleared	20
Percent Cleared	25.0%

Group A Crimes per 100,000 population	3,734.8
---------------------------------------	---------

<b>Arrest Overview</b>	
Total Arrests	38
Adult Arrests	36
Juvenile Arrests	2
Unknown Age	0
Arrests per 100,000 population	1,774.0
Avg. number offenses/incident	1.02

Domestic Violence Victims		
Offense	Total	Arrests
Murder	0	0
Aggravated Assault	1	0
Simple Assault	8	8
Intimidation	5	4
Stalking	0	0
Forcible Rape	0	0
Forcible Sodomy	0	0
Sexual Assault w/Object	0	0
Forcible Fondling	0	0
Incest	0	0
Statutory Rape	0	0
Kidnapping/Abduction	0	0
<b>Total</b>	<b>14</b>	<b>12</b>

TIBRS Group B Arrests		
Offense	Adult	Juvenile
Bad Checks	5	0
Curfew/Vagrancy	0	0
Disorderly Conduct	2	0
DUI	1	0
Drunkenness	1	0
Family-Non Violent	0	0
Liquor Law Violation	0	0
Peeping Tom	0	0
Runaway	0	0
Trespass	0	0
All Other Offense	6	0
<b>Total Group B</b>	<b>15</b>	<b>0</b>

TIBRS Group A Offenses	Offenses		Arrests	
	Reported	Cleared	Adult	Juvenile
<b>Crimes Against Persons</b>				
Murder	0	0	0	0
Negligent Manslaughter	0	0	0	0
Kidnapping/Abduction	0	0	0	0
Forcible Rape	1	0	0	0
Forcible Sodomy	0	0	0	0
Sexual Assault w/Object	0	0	0	0
Forcible Fondling	0	0	0	0
Incest	0	0	0	0
Statutory Rape	0	0	0	0
Aggravated Assault	4	1	1	0
Simple Assault	15	11	14	0
Intimidation	10	2	1	0
Stalking	0	0	0	0
<b>Crimes Against Property</b>				
Arson	0	0	0	0
Bribery	0	0	0	0
Burglary	12	0	0	0
Counterfeiting/Forgery	1	1	1	0
Destruction/Damage/Vandalism	6	0	0	0
Embezzlement	0	0	0	0
Extortion/Blackmail	0	0	0	0
Fraud - False Pretenses	0	0	0	0
Fraud - Credit Card/ATM	0	0	0	0
Fraud - Impersonation	0	0	0	0
Fraud - Welfare	0	0	0	0
Fraud - Wire	0	0	0	0
Motor Vehicle Theft	1	1	1	0
Robbery	0	0	0	0
Stolen Property Offense	0	0	0	0
Theft - Pocket Picking	1	0	0	0
Theft - Purse Snatching	1	0	0	0
Theft - Shoplifting	1	0	0	0
Theft from Building	2	0	0	0
Theft from Coin Machine	3	0	0	0
Theft from Motor Vehicle	5	0	0	0
Theft of Motor Vehicle Parts	4	0	0	0
Theft - All Other Larceny	11	2	3	0
<b>Crimes Against Society</b>				
Drug/Narcotic Violations	2	2	0	2
Drug/Narcotic Equipment Violations	0	0	0	0
Gambling-Betting/Wagering	0	0	0	0
Gambling-Operating/Promoting	0	0	0	0
Gambling-Equipment Violation	0	0	0	0
Gambling-Sports Tampering	0	0	0	0
Pornography/Obscene Materials	0	0	0	0
Prostitution	0	0	0	0
Prostitution-Assisting/Promoting	0	0	0	0
Weapon Law Violations	0	0	0	0
<b>Total Group A Offenses</b>	<b>80</b>	<b>20</b>	<b>21</b>	<b>2</b>



# White House Police Department

<b>2001 Population Estimate</b>	<b>7,220</b>
<b>Offense Overview</b>	
Offense Total	729
Number Cleared	491
Percent Cleared	67.4%
Group A Crimes per 100,000 population	10,097.0
<b>Arrest Overview</b>	
Total Arrests	589
Adult Arrests	495
Juvenile Arrests	93
Unknown Age	1
Arrests per 100,000 population	8,157.9
Avg. number offenses/incident	1.41

Domestic Violence Victims		
Offense	Total	Arrests
Murder	0	0
Aggravated Assault	4	4
Simple Assault	32	21
Intimidation	22	7
Stalking	0	0
Forcible Rape	0	0
Forcible Sodomy	0	0
Sexual Assault w/Object	0	0
Forcible Fondling	0	0
Incest	0	0
Statutory Rape	0	0
Kidnapping/Abduction	0	0
<b>Total</b>	<b>58</b>	<b>32</b>

TIBRS Group B Arrests		
Offense	Adult	Juvenile
Bad Checks	0	0
Curfew/Vagrancy	0	0
Disorderly Conduct	2	0
DUI	89	3
Drunkenness	24	0
Family-Non Violent	4	9
Liquor Law Violation	34	11
Peeping Tom	0	0
Runaway	0	3
Trespass	5	4
All Other Offense	20	9
<b>Total Group B</b>	<b>178</b>	<b>39</b>

TIBRS Group A Offenses	Offenses		Arrests	
	Reported	Cleared	Adult	Juvenile
<b>Crimes Against Persons</b>				
Murder	0	0	0	0
Negligent Manslaughter	0	0	0	0
Kidnapping/Abduction	0	0	0	0
Forcible Rape	1	0	0	0
Forcible Sodomy	0	0	0	0
Sexual Assault w/Object	0	0	0	0
Forcible Fondling	1	0	0	0
Incest	0	0	0	0
Statutory Rape	0	0	0	0
Aggravated Assault	20	16	8	0
Simple Assault	54	32	28	5
Intimidation	38	12	10	0
Stalking	3	0	0	0
<b>Crimes Against Property</b>				
Arson	0	0	0	0
Bribery	0	0	0	0
Burglary	33	6	1	6
Counterfeiting/Forgery	21	5	6	0
Destruction/Damage/Vandalism	16	1	1	0
Embezzlement	0	0	0	0
Extortion/Blackmail	0	0	0	0
Fraud - False Pretenses	1	1	1	0
Fraud - Credit Card/ATM	2	1	1	0
Fraud - Impersonation	10	6	4	1
Fraud - Welfare	0	0	0	0
Fraud - Wire	0	0	0	0
Motor Vehicle Theft	8	5	2	4
Robbery	1	1	1	0
Stolen Property Offense	0	0	0	0
Theft - Pocket Picking	1	0	0	0
Theft - Purse Snatching	0	0	0	0
Theft - Shoplifting	3	2	2	1
Theft from Building	64	11	3	7
Theft from Coin Machine	0	0	0	0
Theft from Motor Vehicle	10	1	0	0
Theft of Motor Vehicle Parts	5	1	1	0
Theft - All Other Larceny	49	3	2	2
<b>Crimes Against Society</b>				
Drug/Narcotic Violations	200	199	206	21
Drug/Narcotic Equipment Violations	169	169	31	2
Gambling-Betting/Wagering	0	0	0	0
Gambling-Operating/Promoting	0	0	0	0
Gambling-Equipment Violation	0	0	0	0
Gambling-Sports Tampering	0	0	0	0
Pornography/Obscene Materials	0	0	0	0
Prostitution	0	0	0	0
Prostitution-Assisting/Promoting	0	0	0	0
Weapon Law Violations	19	19	9	5
<b>Total Group A Offenses</b>	<b>729</b>	<b>491</b>	<b>317</b>	<b>54</b>



# White Pine Police Department

2001 Population Estimate 1,997

## Offense Overview

Offense Total 281  
 Number Cleared 57  
 Percent Cleared 20.3%

Group A Crimes per 100,000 population 14,071.1

## Arrest Overview

Total Arrests 87  
 Adult Arrests 82  
 Juvenile Arrests 5  
 Unknown Age 0

Arrests per 100,000 population 4,356.5

Avg. number offenses/incident 1.00

## Domestic Violence Victims

Offense	Total	Arrests
Murder	0	0
Aggravated Assault	0	0
Simple Assault	3	3
Intimidation	0	0
Stalking	0	0
Forcible Rape	0	0
Forcible Sodomy	0	0
Sexual Assault w/Object	0	0
Forcible Fondling	0	0
Incest	0	0
Statutory Rape	0	0
Kidnapping/Abduction	0	0
<b>Total</b>	<b>3</b>	<b>3</b>

## TIBRS Group B Arrests

Offense	Adult	Juvenile
Bad Checks	4	0
Curfew/Vagrancy	0	0
Disorderly Conduct	0	0
DUI	7	0
Drunkenness	8	0
Family-Non Violent	0	0
Liquor Law Violation	0	0
Peeping Tom	0	0
Runaway	0	0
Trespass	0	0
All Other Offense	0	1
<b>Total Group B</b>	<b>19</b>	<b>1</b>

TIBRS Group A Offenses	Offenses		Arrests	
	Reported	Cleared	Adult	Juvenile
<b>Crimes Against Persons</b>				
Murder	0	0	0	0
Negligent Manslaughter	0	0	0	0
Kidnapping/Abduction	0	0	0	0
Forcible Rape	1	1	1	0
Forcible Sodomy	0	0	0	0
Sexual Assault w/Object	0	0	0	0
Forcible Fondling	0	0	0	0
Incest	0	0	0	0
Statutory Rape	0	0	0	0
Aggravated Assault	3	2	6	0
Simple Assault	37	10	11	0
Intimidation	16	2	2	0
Stalking	0	0	0	0
<b>Crimes Against Property</b>				
Arson	1	0	0	0
Bribery	0	0	0	0
Burglary	28	1	4	0
Counterfeiting/Forgery	5	1	1	0
Destruction/Damage/Vandalism	25	1	0	2
Embezzlement	0	0	0	0
Extortion/Blackmail	0	0	0	0
Fraud - False Pretenses	2	0	0	0
Fraud - Credit Card/ATM	0	0	0	0
Fraud - Impersonation	0	0	0	0
Fraud - Welfare	0	0	0	0
Fraud - Wire	0	0	0	0
Motor Vehicle Theft	10	4	4	0
Robbery	0	0	0	0
Stolen Property Offense	0	0	0	0
Theft - Pocket Picking	0	0	0	0
Theft - Purse Snatching	0	0	0	0
Theft - Shoplifting	27	17	16	0
Theft from Building	24	5	6	1
Theft from Coin Machine	4	0	0	0
Theft from Motor Vehicle	23	1	0	0
Theft of Motor Vehicle Parts	2	0	0	0
Theft - All Other Larceny	66	6	5	1
<b>Crimes Against Society</b>				
Drug/Narcotic Violations	5	4	5	0
Drug/Narcotic Equipment Violations	2	2	2	0
Gambling-Betting/Wagering	0	0	0	0
Gambling-Operating/Promoting	0	0	0	0
Gambling-Equipment Violation	0	0	0	0
Gambling-Sports Tampering	0	0	0	0
Pornography/Obscene Materials	0	0	0	0
Prostitution	0	0	0	0
Prostitution-Assisting/Promoting	0	0	0	0
Weapon Law Violations	0	0	0	0
<b>Total Group A Offenses</b>	<b>281</b>	<b>57</b>	<b>63</b>	<b>4</b>



# Whiteville Police Department

**2001 Population Estimate** **3,148**

**Offense Overview**

Offense Total 164  
 Number Cleared 68  
 Percent Cleared 41.5%

Group A Crimes per 100,000 population 5,209.7

**Arrest Overview**

Total Arrests 78  
 Adult Arrests 73  
 Juvenile Arrests 2  
 Unknown Age 3

Arrests per 100,000 population 2,477.8

Avg. number offenses/incident 1.13

Domestic Violence Victims		
Offense	Total	Arrests
Murder	0	0
Aggravated Assault	1	1
Simple Assault	8	4
Intimidation	3	1
Stalking	0	0
Forcible Rape	0	0
Forcible Sodomy	0	0
Sexual Assault w/Object	0	0
Forcible Fondling	0	0
Incest	0	0
Statutory Rape	0	0
Kidnapping/Abduction	0	0
<b>Total</b>	<b>12</b>	<b>6</b>

TIBRS Group B Arrests		
Offense	Adult	Juvenile
Bad Checks	2	0
Curfew/Vagrancy	0	0
Disorderly Conduct	1	0
DUI	12	0
Drunkenness	0	0
Family-Non Violent	0	0
Liquor Law Violation	3	0
Peeping Tom	0	0
Runaway	0	0
Trespass	0	0
All Other Offense	0	0
<b>Total Group B</b>	<b>18</b>	<b>0</b>

TIBRS Group A Offenses	Offenses		Arrests	
	Reported	Cleared	Adult	Juvenile
<b>Crimes Against Persons</b>				
Murder	0	0	0	0
Negligent Manslaughter	0	0	0	0
Kidnapping/Abduction	0	0	0	0
Forcible Rape	1	0	0	0
Forcible Sodomy	0	0	0	0
Sexual Assault w/Object	0	0	0	0
Forcible Fondling	1	0	0	0
Incest	0	0	0	0
Statutory Rape	0	0	0	0
Aggravated Assault	15	11	6	2
Simple Assault	22	12	14	0
Intimidation	6	2	1	0
Stalking	0	0	0	0
<b>Crimes Against Property</b>				
Arson	0	0	0	0
Bribery	0	0	0	0
Burglary	16	3	2	0
Counterfeiting/Forgery	2	2	2	0
Destruction/Damage/Vandalism	19	3	1	0
Embezzlement	1	0	0	0
Extortion/Blackmail	0	0	0	0
Fraud - False Pretenses	0	0	0	0
Fraud - Credit Card/ATM	0	0	0	0
Fraud - Impersonation	0	0	0	0
Fraud - Welfare	0	0	0	0
Fraud - Wire	0	0	0	0
Motor Vehicle Theft	7	0	0	0
Robbery	1	0	0	0
Stolen Property Offense	2	1	1	0
Theft - Pocket Picking	0	0	0	0
Theft - Purse Snatching	1	0	0	0
Theft - Shoplifting	1	1	1	0
Theft from Building	4	1	1	0
Theft from Coin Machine	0	0	0	0
Theft from Motor Vehicle	4	0	0	0
Theft of Motor Vehicle Parts	8	0	0	0
Theft - All Other Larceny	22	3	1	0
<b>Crimes Against Society</b>				
Drug/Narcotic Violations	21	19	21	0
Drug/Narcotic Equipment Violations	3	3	0	0
Gambling-Betting/Wagering	0	0	0	0
Gambling-Operating/Promoting	0	0	0	0
Gambling-Equipment Violation	0	0	0	0
Gambling-Sports Tampering	0	0	0	0
Pornography/Obscene Materials	0	0	0	0
Prostitution	0	0	0	0
Prostitution-Assisting/Promoting	0	0	0	0
Weapon Law Violations	7	7	4	0
<b>Total Group A Offenses</b>	<b>164</b>	<b>68</b>	<b>55</b>	<b>2</b>



# Whitwell Police Department

<b>2001 Population Estimate</b>	<b>1,660</b>
<b>Offense Overview</b>	
Offense Total	323
Number Cleared	185
Percent Cleared	57.3%
Group A Crimes per 100,000 population	19,457.8
<b>Arrest Overview</b>	
Total Arrests	217
Adult Arrests	205
Juvenile Arrests	12
Unknown Age	0
Arrests per 100,000 population	13,072.3
Avg. number offenses/incident	1.21

## Domestic Violence Victims

Offense	Total	Arrests
Murder	0	0
Aggravated Assault	6	4
Simple Assault	9	4
Intimidation	5	3
Stalking	0	0
Forcible Rape	0	0
Forcible Sodomy	0	0
Sexual Assault w/Object	0	0
Forcible Fondling	0	0
Incest	0	0
Statutory Rape	0	0
Kidnapping/Abduction	0	0
<b>Total</b>	<b>20</b>	<b>11</b>

## TIBRS Group B Arrests

Offense	Adult	Juvenile
Bad Checks	16	0
Curfew/Vagrancy	0	0
Disorderly Conduct	9	1
DUI	44	0
Drunkenness	42	1
Family-Non Violent	1	0
Liquor Law Violation	18	3
Peeping Tom	0	0
Runaway	0	0
Trespass	1	2
All Other Offense	14	2
<b>Total Group B</b>	<b>145</b>	<b>9</b>

TIBRS Group A Offenses	Offenses		Arrests	
	Reported	Cleared	Adult	Juvenile
<b>Crimes Against Persons</b>				
Murder	0	0	0	0
Negligent Manslaughter	0	0	0	0
Kidnapping/Abduction	2	2	1	0
Forcible Rape	0	0	0	0
Forcible Sodomy	0	0	0	0
Sexual Assault w/Object	0	0	0	0
Forcible Fondling	2	0	0	0
Incest	0	0	0	0
Statutory Rape	0	0	0	0
Aggravated Assault	22	17	9	0
Simple Assault	23	18	10	0
Intimidation	19	11	9	0
Stalking	2	1	1	0
<b>Crimes Against Property</b>				
Arson	5	1	1	0
Bribery	0	0	0	0
Burglary	23	8	3	1
Counterfeiting/Forgery	12	3	1	0
Destruction/Damage/Vandalism	20	3	1	0
Embezzlement	0	0	0	0
Extortion/Blackmail	0	0	0	0
Fraud - False Pretenses	11	2	0	0
Fraud - Credit Card/ATM	0	0	0	0
Fraud - Impersonation	0	0	0	0
Fraud - Welfare	0	0	0	0
Fraud - Wire	0	0	0	0
Motor Vehicle Theft	8	2	1	0
Robbery	0	0	0	0
Stolen Property Offense	3	3	0	1
Theft - Pocket Picking	0	0	0	0
Theft - Purse Snatching	0	0	0	0
Theft - Shoplifting	10	8	6	1
Theft from Building	2	0	0	0
Theft from Coin Machine	2	2	0	0
Theft from Motor Vehicle	4	0	0	0
Theft of Motor Vehicle Parts	10	1	0	0
Theft - All Other Larceny	38	1	0	0
<b>Crimes Against Society</b>				
Drug/Narcotic Violations	50	49	9	0
Drug/Narcotic Equipment Violations	39	37	5	0
Gambling-Betting/Wagering	1	1	0	0
Gambling-Operating/Promoting	0	0	0	0
Gambling-Equipment Violation	1	1	0	0
Gambling-Sports Tampering	0	0	0	0
Pornography/Obscene Materials	0	0	0	0
Prostitution	0	0	0	0
Prostitution-Assisting/Promoting	0	0	0	0
Weapon Law Violations	14	14	3	0
<b>Total Group A Offenses</b>	<b>323</b>	<b>185</b>	<b>60</b>	<b>3</b>



# Winchester Police Department

<b>2001 Population Estimate</b>	<b>7,329</b>
<b>Offense Overview</b>	
Offense Total	1,130
Number Cleared	452
Percent Cleared	40.0%
 Group A Crimes per 100,000 population	 15,418.2
<b>Arrest Overview</b>	
Total Arrests	703
Adult Arrests	651
Juvenile Arrests	46
Unknown Age	6
 Arrests per 100,000 population	 9,592.0
 Avg. number offenses/incident	 1.21

Domestic Violence Victims		
Offense	Total	Arrests
Murder	0	0
Aggravated Assault	21	15
Simple Assault	56	34
Intimidation	9	0
Stalking	0	0
Forcible Rape	1	0
Forcible Sodomy	0	0
Sexual Assault w/Object	0	0
Forcible Fondling	0	0
Incest	1	0
Statutory Rape	0	0
Kidnapping/Abduction	3	1
<b>Total</b>	<b>91</b>	<b>50</b>

TIBRS Group B Arrests		
Offense	Adult	Juvenile
Bad Checks	13	0
Curfew/Vagrancy	0	0
Disorderly Conduct	36	0
DUI	105	2
Drunkenness	62	4
Family-Non Violent	3	0
Liquor Law Violation	61	7
Peeping Tom	0	0
Runaway	0	0
Trespass	5	0
All Other Offense	17	5
<b>Total Group B</b>	<b>302</b>	<b>18</b>

TIBRS Group A Offenses	Offenses		Arrests	
	Reported	Cleared	Adult	Juvenile
<b>Crimes Against Persons</b>				
Murder	0	0	0	0
Negligent Manslaughter	0	0	0	0
Kidnapping/Abduction	4	4	0	0
Forcible Rape	5	2	1	0
Forcible Sodomy	1	0	0	0
Sexual Assault w/Object	0	0	0	0
Forcible Fondling	6	3	2	0
Incest	1	0	0	0
Statutory Rape	6	6	4	0
Aggravated Assault	70	37	32	1
Simple Assault	150	84	72	2
Intimidation	49	4	1	0
Stalking	16	9	8	0
<b>Crimes Against Property</b>				
Arson	5	0	0	0
Bribery	0	0	0	0
Burglary	95	19	9	2
Counterfeiting/Forgery	22	4	4	0
Destruction/Damage/Vandalism	161	22	11	3
Embezzlement	6	1	1	0
Extortion/Blackmail	1	1	1	0
Fraud - False Pretenses	25	9	9	0
Fraud - Credit Card/ATM	4	2	1	0
Fraud - Impersonation	6	6	5	0
Fraud - Welfare	0	0	0	0
Fraud - Wire	1	0	0	0
Motor Vehicle Theft	29	6	6	0
Robbery	9	3	5	0
Stolen Property Offense	4	4	1	0
Theft - Pocket Picking	2	0	0	0
Theft - Purse Snatching	0	0	0	0
Theft - Shoplifting	37	29	20	9
Theft from Building	12	2	1	2
Theft from Coin Machine	2	0	0	0
Theft from Motor Vehicle	64	4	2	0
Theft of Motor Vehicle Parts	55	4	3	0
Theft - All Other Larceny	101	10	12	4
<b>Crimes Against Society</b>				
Drug/Narcotic Violations	103	101	113	5
Drug/Narcotic Equipment Violations	58	57	13	0
Gambling-Betting/Wagering	0	0	0	0
Gambling-Operating/Promoting	0	0	0	0
Gambling-Equipment Violation	0	0	0	0
Gambling-Sports Tampering	0	0	0	0
Pornography/Obscene Materials	1	1	0	0
Prostitution	0	0	0	0
Prostitution-Assisting/Promoting	0	0	0	0
Weapon Law Violations	19	18	12	0
<b>Total Group A Offenses</b>	<b>1,130</b>	<b>452</b>	<b>349</b>	<b>28</b>



# Winfield Police Department

<b>2001 Population Estimate</b>	<b>911</b>
<b>Offense Overview</b>	
Offense Total	67
Number Cleared	58
Percent Cleared	86.6%

Group A Crimes per 100,000 population	7,354.6
---------------------------------------	---------

<b>Arrest Overview</b>	
Total Arrests	113
Adult Arrests	91
Juvenile Arrests	0
Unknown Age	22

Arrests per 100,000 population	12,404.0
--------------------------------	----------

Avg. number offenses/incident	1.43
-------------------------------	------

Domestic Violence Victims		
Offense	Total	Arrests
Murder	0	0
Aggravated Assault	1	1
Simple Assault	6	7
Intimidation	0	0
Stalking	0	0
Forcible Rape	0	0
Forcible Sodomy	0	0
Sexual Assault w/Object	0	0
Forcible Fondling	0	0
Incest	0	0
Statutory Rape	0	0
Kidnapping/Abduction	0	0
<b>Total</b>	<b>7</b>	<b>8</b>

TIBRS Group B Arrests		
Offense	Adult	Juvenile
Bad Checks	3	0
Curfew/Vagrancy	0	0
Disorderly Conduct	6	0
DUI	16	0
Drunkenness	13	0
Family-Non Violent	0	0
Liquor Law Violation	0	0
Peeping Tom	0	0
Runaway	0	0
Trespass	0	0
All Other Offense	11	0
<b>Total Group B</b>	<b>49</b>	<b>0</b>

TIBRS Group A Offenses	Offenses		Arrests	
	Reported	Cleared	Adult	Juvenile
<b>Crimes Against Persons</b>				
Murder	0	0	0	0
Negligent Manslaughter	0	0	0	0
Kidnapping/Abduction	0	0	0	0
Forcible Rape	0	0	0	0
Forcible Sodomy	0	0	0	0
Sexual Assault w/Object	0	0	0	0
Forcible Fondling	0	0	0	0
Incest	0	0	0	0
Statutory Rape	0	0	0	0
Aggravated Assault	8	8	6	0
Simple Assault	9	8	7	0
Intimidation	0	0	0	0
Stalking	0	0	0	0
<b>Crimes Against Property</b>				
Arson	0	0	0	0
Bribery	0	0	0	0
Burglary	4	1	1	0
Counterfeiting/Forgery	6	5	2	0
Destruction/Damage/Vandalism	4	3	0	0
Embezzlement	0	0	0	0
Extortion/Blackmail	0	0	0	0
Fraud - False Pretenses	5	5	3	0
Fraud - Credit Card/ATM	0	0	0	0
Fraud - Impersonation	1	1	0	0
Fraud - Welfare	0	0	0	0
Fraud - Wire	0	0	0	0
Motor Vehicle Theft	3	2	2	0
Robbery	0	0	0	0
Stolen Property Offense	0	0	0	0
Theft - Pocket Picking	0	0	0	0
Theft - Purse Snatching	0	0	0	0
Theft - Shoplifting	0	0	0	0
Theft from Building	1	1	0	0
Theft from Coin Machine	1	1	1	0
Theft from Motor Vehicle	0	0	0	0
Theft of Motor Vehicle Parts	0	0	0	0
Theft - All Other Larceny	7	5	5	0
<b>Crimes Against Society</b>				
Drug/Narcotic Violations	10	10	13	0
Drug/Narcotic Equipment Violations	5	5	0	0
Gambling-Betting/Wagering	0	0	0	0
Gambling-Operating/Promoting	0	0	0	0
Gambling-Equipment Violation	0	0	0	0
Gambling-Sports Tampering	0	0	0	0
Pornography/Obscene Materials	0	0	0	0
Prostitution	0	0	0	0
Prostitution-Assisting/Promoting	0	0	0	0
Weapon Law Violations	3	3	2	0
<b>Total Group A Offenses</b>	<b>67</b>	<b>58</b>	<b>42</b>	<b>0</b>





# Woodbury Police Department

**2001 Population Estimate** 2,428

**Offense Overview**

Offense Total 201  
 Number Cleared 145  
 Percent Cleared 72.1%

Group A Crimes per 100,000 population 8,278.4

**Arrest Overview**

Total Arrests 255  
 Adult Arrests 178  
 Juvenile Arrests 77  
 Unknown Age 0

Arrests per 100,000 population 10,502.5

Avg. number offenses/incident 1.26

Domestic Violence Victims		
Offense	Total	Arrests
Murder	0	0
Aggravated Assault	4	4
Simple Assault	12	12
Intimidation	1	1
Stalking	0	0
Forcible Rape	0	0
Forcible Sodomy	1	1
Sexual Assault w/Object	1	1
Forcible Fondling	1	1
Incest	0	0
Statutory Rape	0	0
Kidnapping/Abduction	0	0
<b>Total</b>	<b>20</b>	<b>20</b>

TIBRS Group B Arrests		
Offense	Adult	Juvenile
Bad Checks	0	0
Curfew/Vagrancy	0	6
Disorderly Conduct	3	1
DUI	52	1
Drunkenness	14	0
Family-Non Violent	1	0
Liquor Law Violation	9	5
Peeping Tom	0	0
Runaway	0	3
Trespass	0	2
All Other Offense	8	20
<b>Total Group B</b>	<b>87</b>	<b>38</b>

TIBRS Group A Offenses	Offenses		Arrests	
	Reported	Cleared	Adult	Juvenile
<b>Crimes Against Persons</b>				
Murder	0	0	0	0
Negligent Manslaughter	0	0	0	0
Kidnapping/Abduction	0	0	0	0
Forcible Rape	0	0	0	0
Forcible Sodomy	1	1	0	1
Sexual Assault w/Object	1	1	0	0
Forcible Fondling	2	2	0	0
Incest	0	0	0	0
Statutory Rape	0	0	0	0
Aggravated Assault	16	14	6	0
Simple Assault	30	27	17	8
Intimidation	2	2	1	1
Stalking	1	1	1	0
<b>Crimes Against Property</b>				
Arson	1	0	0	0
Bribery	0	0	0	0
Burglary	15	5	2	7
Counterfeiting/Forgery	2	2	2	0
Destruction/Damage/Vandalism	20	3	0	11
Embezzlement	0	0	0	0
Extortion/Blackmail	0	0	0	0
Fraud - False Pretenses	2	2	2	0
Fraud - Credit Card/ATM	0	0	0	0
Fraud - Impersonation	1	1	1	0
Fraud - Welfare	0	0	0	0
Fraud - Wire	0	0	0	0
Motor Vehicle Theft	3	2	2	0
Robbery	1	0	0	0
Stolen Property Offense	0	0	0	0
Theft - Pocket Picking	0	0	0	0
Theft - Purse Snatching	0	0	0	0
Theft - Shoplifting	7	7	6	1
Theft from Building	2	2	1	1
Theft from Coin Machine	0	0	0	0
Theft from Motor Vehicle	10	0	0	0
Theft of Motor Vehicle Parts	3	0	0	0
Theft - All Other Larceny	13	5	3	6
<b>Crimes Against Society</b>				
Drug/Narcotic Violations	37	37	36	2
Drug/Narcotic Equipment Violations	25	25	8	0
Gambling-Betting/Wagering	0	0	0	0
Gambling-Operating/Promoting	0	0	0	0
Gambling-Equipment Violation	0	0	0	0
Gambling-Sports Tampering	0	0	0	0
Pornography/Obscene Materials	0	0	0	0
Prostitution	0	0	0	0
Prostitution-Assisting/Promoting	0	0	0	0
Weapon Law Violations	6	6	3	1
<b>Total Group A Offenses</b>	<b>201</b>	<b>145</b>	<b>91</b>	<b>39</b>







**Other  
Police  
Departments**



**2002**



# Chattanooga Metro Airport Police Department

### Offense Overview

Offense Total	14
Number Cleared	3
Percent Cleared	21.4%

### Arrest Overview

Total Arrests	5
Adult Arrests	5
Juvenile Arrests	0
Unknown Age	0

Avg. number offenses/incident 1.17

### Domestic Violence Victims

Offense	Total	Arrests
Murder	0	0
Aggravated Assault	0	0
Simple Assault	0	0
Intimidation	0	0
Stalking	0	0
Forcible Rape	0	0
Forcible Sodomy	0	0
Sexual Assault w/Object	0	0
Forcible Fondling	0	0
Incest	0	0
Statutory Rape	0	0
Kidnapping/Abduction	0	0
<b>Total</b>	<b>0</b>	<b>0</b>

### TIBRS Group B Arrests

Offense	Adult	Juvenile
Bad Checks	0	0
Curfew/Vagrancy	0	0
Disorderly Conduct	0	0
DUI	0	0
Drunkenness	2	0
Family-Non Violent	0	0
Liquor Law Violation	0	0
Peeping Tom	0	0
Runaway	0	0
Trespass	0	0
All Other Offense	1	0
<b>Total Group B</b>	<b>3</b>	<b>0</b>

TIBRS Group A Offenses	Offenses		Arrests	
	Reported	Cleared	Adult	Juvenile
<b>Crimes Against Persons</b>				
Murder	0	0	0	0
Negligent Manslaughter	0	0	0	0
Kidnapping/Abduction	0	0	0	0
Forcible Rape	0	0	0	0
Forcible Sodomy	0	0	0	0
Sexual Assault w/Object	0	0	0	0
Forcible Fondling	0	0	0	0
Incest	0	0	0	0
Statutory Rape	0	0	0	0
Aggravated Assault	0	0	0	0
Simple Assault	2	0	0	0
Intimidation	0	0	0	0
Stalking	1	0	0	0
<b>Crimes Against Property</b>				
Arson	0	0	0	0
Bribery	0	0	0	0
Burglary	1	0	0	0
Counterfeiting/Forgery	0	0	0	0
Destruction/Damage/Vandalism	2	0	0	0
Embezzlement	0	0	0	0
Extortion/Blackmail	0	0	0	0
Fraud - False Pretenses	1	0	0	0
Fraud - Credit Card/ATM	0	0	0	0
Fraud - Impersonation	1	1	1	0
Fraud - Welfare	0	0	0	0
Fraud - Wire	0	0	0	0
Motor Vehicle Theft	2	0	0	0
Robbery	0	0	0	0
Stolen Property Offense	0	0	0	0
Theft - Pocket Picking	0	0	0	0
Theft - Purse Snatching	0	0	0	0
Theft - Shoplifting	1	1	0	0
Theft from Building	0	0	0	0
Theft from Coin Machine	0	0	0	0
Theft from Motor Vehicle	0	0	0	0
Theft of Motor Vehicle Parts	2	0	0	0
Theft - All Other Larceny	0	0	0	0
<b>Crimes Against Society</b>				
Drug/Narcotic Violations	0	0	0	0
Drug/Narcotic Equipment Violations	0	0	0	0
Gambling-Betting/Wagering	0	0	0	0
Gambling-Operating/Promoting	0	0	0	0
Gambling-Equipment Violation	0	0	0	0
Gambling-Sports Tampering	0	0	0	0
Pornography/Obscene Materials	0	0	0	0
Prostitution	0	0	0	0
Prostitution-Assisting/Promoting	0	0	0	0
Weapon Law Violations	1	1	1	0
<b>Total Group A Offenses</b>	<b>14</b>	<b>3</b>	<b>2</b>	<b>0</b>



# Knoxville Metro Airport Police Department

### Offense Overview

Offense Total	27
Number Cleared	2
Percent Cleared	7.4%

### Arrest Overview

Total Arrests	7
Adult Arrests	7
Juvenile Arrests	0
Unknown Age	0

Avg. number offenses/incident 1.00

### Domestic Violence Victims

Offense	Total	Arrests
Murder	0	0
Aggravated Assault	0	0
Simple Assault	0	0
Intimidation	0	0
Stalking	0	0
Forcible Rape	0	0
Forcible Sodomy	0	0
Sexual Assault w/Object	0	0
Forcible Fondling	0	0
Incest	0	0
Statutory Rape	0	0
Kidnapping/Abduction	0	0
<b>Total</b>	<b>0</b>	<b>0</b>

### TIBRS Group B Arrests

Offense	Adult	Juvenile
Bad Checks	0	0
Curfew/Vagrancy	0	0
Disorderly Conduct	1	0
DUI	1	0
Drunkenness	2	0
Family-Non Violent	0	0
Liquor Law Violation	0	0
Peeping Tom	0	0
Runaway	0	0
Trespass	1	0
All Other Offense	0	0
<b>Total Group B</b>	<b>5</b>	<b>0</b>

TIBRS Group A Offenses	Offenses		Arrests	
	Reported	Cleared	Adult	Juvenile
<b>Crimes Against Persons</b>				
Murder	0	0	0	0
Negligent Manslaughter	0	0	0	0
Kidnapping/Abduction	0	0	0	0
Forcible Rape	0	0	0	0
Forcible Sodomy	0	0	0	0
Sexual Assault w/Object	0	0	0	0
Forcible Fondling	0	0	0	0
Incest	0	0	0	0
Statutory Rape	0	0	0	0
Aggravated Assault	1	0	0	0
Simple Assault	2	0	0	0
Intimidation	1	0	0	0
Stalking	0	0	0	0
<b>Crimes Against Property</b>				
Arson	0	0	0	0
Bribery	0	0	0	0
Burglary	0	0	0	0
Counterfeiting/Forgery	0	0	0	0
Destruction/Damage/Vandalism	4	0	0	0
Embezzlement	0	0	0	0
Extortion/Blackmail	0	0	0	0
Fraud - False Pretenses	5	0	0	0
Fraud - Credit Card/ATM	2	0	0	0
Fraud - Impersonation	0	0	0	0
Fraud - Welfare	0	0	0	0
Fraud - Wire	0	0	0	0
Motor Vehicle Theft	2	0	0	0
Robbery	0	0	0	0
Stolen Property Offense	0	0	0	0
Theft - Pocket Picking	0	0	0	0
Theft - Purse Snatching	0	0	0	0
Theft - Shoplifting	0	0	0	0
Theft from Building	2	0	0	0
Theft from Coin Machine	0	0	0	0
Theft from Motor Vehicle	1	0	0	0
Theft of Motor Vehicle Parts	1	0	0	0
Theft - All Other Larceny	2	0	0	0
<b>Crimes Against Society</b>				
Drug/Narcotic Violations	1	1	1	0
Drug/Narcotic Equipment Violations	0	0	0	0
Gambling-Betting/Wagering	0	0	0	0
Gambling-Operating/Promoting	0	0	0	0
Gambling-Equipment Violation	0	0	0	0
Gambling-Sports Tampering	0	0	0	0
Pornography/Obscene Materials	0	0	0	0
Prostitution	0	0	0	0
Prostitution-Assisting/Promoting	0	0	0	0
Weapon Law Violations	3	1	1	0
<b>Total Group A Offenses</b>	<b>27</b>	<b>2</b>	<b>2</b>	<b>0</b>



# Memphis International Airport Police Department

Offense Overview	
Offense Total	303
Number Cleared	32
Percent Cleared	10.6%

Arrest Overview	
Total Arrests	36
Adult Arrests	35
Juvenile Arrests	1
Unknown Age	0

Avg. number offenses/incident 1.05

Domestic Violence Victims		
Offense	Total	Arrests
Murder	0	0
Aggravated Assault	1	0
Simple Assault	2	3
Intimidation	0	0
Stalking	0	0
Forcible Rape	0	0
Forcible Sodomy	0	0
Sexual Assault w/Object	0	0
Forcible Fondling	0	0
Incest	0	0
Statutory Rape	0	0
Kidnapping/Abduction	0	0
<b>Total</b>	<b>3</b>	<b>3</b>

TIBRS Group B Arrests		
Offense	Adult	Juvenile
Bad Checks	0	0
Curfew/Vagrancy	0	0
Disorderly Conduct	3	0
DUI	1	0
Drunkenness	3	0
Family-Non Violent	0	0
Liquor Law Violation	0	0
Peeping Tom	0	0
Runaway	0	1
Trespass	2	0
All Other Offense	0	0
<b>Total Group B</b>	<b>9</b>	<b>1</b>

TIBRS Group A Offenses	Offenses		Arrests	
	Reported	Cleared	Adult	Juvenile
<b>Crimes Against Persons</b>				
Murder	0	0	0	0
Negligent Manslaughter	0	0	0	0
Kidnapping/Abduction	0	0	0	0
Forcible Rape	0	0	0	0
Forcible Sodomy	0	0	0	0
Sexual Assault w/Object	0	0	0	0
Forcible Fondling	2	0	0	0
Incest	0	0	0	0
Statutory Rape	0	0	0	0
Aggravated Assault	4	0	0	0
Simple Assault	13	4	4	0
Intimidation	22	2	0	0
Stalking	0	0	0	0
<b>Crimes Against Property</b>				
Arson	0	0	0	0
Bribery	0	0	0	0
Burglary	1	1	1	0
Counterfeiting/Forgery	3	0	1	0
Destruction/Damage/Vandalism	42	0	0	0
Embezzlement	9	1	1	0
Extortion/Blackmail	0	0	0	0
Fraud - False Pretenses	5	3	1	0
Fraud - Credit Card/ATM	2	0	0	0
Fraud - Impersonation	1	0	0	0
Fraud - Welfare	0	0	0	0
Fraud - Wire	0	0	0	0
Motor Vehicle Theft	8	0	0	0
Robbery	0	0	0	0
Stolen Property Offense	0	0	0	0
Theft - Pocket Picking	6	0	0	0
Theft - Purse Snatching	0	0	0	0
Theft - Shoplifting	3	1	1	0
Theft from Building	51	3	4	0
Theft from Coin Machine	0	0	0	0
Theft from Motor Vehicle	30	0	0	0
Theft of Motor Vehicle Parts	14	0	0	0
Theft - All Other Larceny	65	3	1	0
<b>Crimes Against Society</b>				
Drug/Narcotic Violations	10	9	9	0
Drug/Narcotic Equipment Violations	2	1	0	0
Gambling-Betting/Wagering	0	0	0	0
Gambling-Operating/Promoting	0	0	0	0
Gambling-Equipment Violation	0	0	0	0
Gambling-Sports Tampering	0	0	0	0
Pornography/Obscene Materials	0	0	0	0
Prostitution	0	0	0	0
Prostitution-Assisting/Promoting	0	0	0	0
Weapon Law Violations	10	4	3	0
<b>Total Group A Offenses</b>	<b>303</b>	<b>32</b>	<b>26</b>	<b>0</b>



# Metro Parks Ranger Office

## Offense Overview

Offense Total	149
Number Cleared	46
Percent Cleared	30.9%

## Arrest Overview

Total Arrests	200
Adult Arrests	165
Juvenile Arrests	35
Unknown Age	0

Avg. number offenses/incident 1.26

### Domestic Violence Victims

Offense	Total	Arrests
Murder	0	0
Aggravated Assault	0	0
Simple Assault	1	0
Intimidation	0	0
Stalking	0	0
Forcible Rape	0	0
Forcible Sodomy	0	0
Sexual Assault w/Object	0	0
Forcible Fondling	0	0
Incest	0	0
Statutory Rape	0	0
Kidnapping/Abduction	0	0
<b>Total</b>	<b>1</b>	<b>0</b>

### TIBRS Group B Arrests

Offense	Adult	Juvenile
Bad Checks	0	0
Curfew/Vagrancy	0	0
Disorderly Conduct	5	3
DUI	9	0
Drunkenness	9	0
Family-Non Violent	0	0
Liquor Law Violation	2	0
Peeping Tom	0	0
Runaway	0	0
Trespass	4	3
All Other Offense	106	22
<b>Total Group B</b>	<b>135</b>	<b>28</b>

TIBRS Group A Offenses	Offenses		Arrests	
	Reported	Cleared	Adult	Juvenile
<b>Crimes Against Persons</b>				
Murder	0	0	0	0
Negligent Manslaughter	0	0	0	0
Kidnapping/Abduction	0	0	0	0
Forcible Rape	0	0	0	0
Forcible Sodomy	0	0	0	0
Sexual Assault w/Object	0	0	0	0
Forcible Fondling	0	0	0	0
Incest	0	0	0	0
Statutory Rape	0	0	0	0
Aggravated Assault	8	4	2	2
Simple Assault	16	2	1	0
Intimidation	3	1	0	0
Stalking	0	0	0	0
<b>Crimes Against Property</b>				
Arson	7	0	0	0
Bribery	0	0	0	0
Burglary	5	0	0	0
Counterfeiting/Forgery	0	0	1	0
Destruction/Damage/Vandalism	19	0	0	0
Embezzlement	0	0	0	0
Extortion/Blackmail	0	0	0	0
Fraud - False Pretenses	3	2	0	0
Fraud - Credit Card/ATM	0	0	0	0
Fraud - Impersonation	0	0	0	0
Fraud - Welfare	0	0	0	0
Fraud - Wire	0	0	0	0
Motor Vehicle Theft	4	2	0	0
Robbery	4	0	0	0
Stolen Property Offense	2	0	0	0
Theft - Pocket Picking	1	0	0	0
Theft - Purse Snatching	0	0	0	0
Theft - Shoplifting	0	0	3	0
Theft from Building	4	0	0	0
Theft from Coin Machine	0	0	0	0
Theft from Motor Vehicle	10	0	0	0
Theft of Motor Vehicle Parts	2	0	0	0
Theft - All Other Larceny	15	0	2	2
<b>Crimes Against Society</b>				
Drug/Narcotic Violations	23	17	17	2
Drug/Narcotic Equipment Violations	17	13	1	0
Gambling-Betting/Wagering	1	1	2	0
Gambling-Operating/Promoting	0	0	0	0
Gambling-Equipment Violation	1	1	0	0
Gambling-Sports Tampering	0	0	0	0
Pornography/Obscene Materials	0	0	0	0
Prostitution	0	0	0	0
Prostitution-Assisting/Promoting	0	0	0	0
Weapon Law Violations	4	3	1	1
<b>Total Group A Offenses</b>	<b>149</b>	<b>46</b>	<b>30</b>	<b>7</b>





# Nashville Airport Police Department

### Offense Overview

Offense Total	169
Number Cleared	49
Percent Cleared	29.0%

### Arrest Overview

Total Arrests	67
Adult Arrests	62
Juvenile Arrests	5
Unknown Age	0

Avg. number offenses/incident 1.08

### Domestic Violence Victims

Offense	Total	Arrests
Murder	0	0
Aggravated Assault	0	0
Simple Assault	5	4
Intimidation	1	1
Stalking	0	0
Forcible Rape	0	0
Forcible Sodomy	0	0
Sexual Assault w/Object	0	0
Forcible Fondling	0	0
Incest	0	0
Statutory Rape	0	0
Kidnapping/Abduction	0	0
<b>Total</b>	<b>6</b>	<b>5</b>

### TIBRS Group B Arrests

Offense	Adult	Juvenile
Bad Checks	0	0
Curfew/Vagrancy	0	0
Disorderly Conduct	1	0
DUI	8	0
Drunkenness	11	0
Family-Non Violent	0	0
Liquor Law Violation	0	0
Peeping Tom	0	0
Runaway	0	0
Trespass	2	0
All Other Offense	0	0
<b>Total Group B</b>	<b>22</b>	<b>0</b>

TIBRS Group A Offenses	Offenses		Arrests	
	Reported	Cleared	Adult	Juvenile
<b>Crimes Against Persons</b>				
Murder	0	0	0	0
Negligent Manslaughter	0	0	0	0
Kidnapping/Abduction	0	0	0	0
Forcible Rape	0	0	0	0
Forcible Sodomy	0	0	0	0
Sexual Assault w/Object	0	0	0	0
Forcible Fondling	1	1	1	0
Incest	0	0	0	0
Statutory Rape	0	0	0	0
Aggravated Assault	1	1	0	0
Simple Assault	17	6	7	0
Intimidation	6	2	1	0
Stalking	1	0	0	0
<b>Crimes Against Property</b>				
Arson	0	0	0	0
Bribery	0	0	0	0
Burglary	0	0	0	0
Counterfeiting/Forgery	3	0	0	0
Destruction/Damage/Vandalism	12	0	0	0
Embezzlement	0	0	0	0
Extortion/Blackmail	0	0	0	0
Fraud - False Pretenses	26	0	0	0
Fraud - Credit Card/ATM	8	1	0	0
Fraud - Impersonation	4	2	1	0
Fraud - Welfare	0	0	0	0
Fraud - Wire	0	0	0	0
Motor Vehicle Theft	12	2	4	0
Robbery	0	0	0	0
Stolen Property Offense	0	0	0	0
Theft - Pocket Picking	1	0	0	0
Theft - Purse Snatching	1	0	0	0
Theft - Shoplifting	1	0	0	0
Theft from Building	15	0	0	0
Theft from Coin Machine	1	1	1	0
Theft from Motor Vehicle	5	0	0	0
Theft of Motor Vehicle Parts	16	0	0	0
Theft - All Other Larceny	3	0	0	0
<b>Crimes Against Society</b>				
Drug/Narcotic Violations	19	17	14	3
Drug/Narcotic Equipment Violations	9	9	6	0
Gambling-Betting/Wagering	0	0	0	0
Gambling-Operating/Promoting	0	0	0	0
Gambling-Equipment Violation	0	0	0	0
Gambling-Sports Tampering	0	0	0	0
Pornography/Obscene Materials	0	0	0	0
Prostitution	0	0	0	0
Prostitution-Assisting/Promoting	0	0	0	0
Weapon Law Violations	7	7	5	2
<b>Total Group A Offenses</b>	<b>169</b>	<b>49</b>	<b>40</b>	<b>5</b>



# Shelby County Police Department

## Offense Overview

Offense Total	81
Number Cleared	20
Percent Cleared	24.7%

## Arrest Overview

Total Arrests	37
Adult Arrests	35
Juvenile Arrests	1
Unknown Age	1

Avg. number offenses/incident 1.03

### Domestic Violence Victims

Offense	Total	Arrests
Murder	0	0
Aggravated Assault	0	0
Simple Assault	0	0
Intimidation	0	0
Stalking	0	0
Forcible Rape	0	0
Forcible Sodomy	0	0
Sexual Assault w/Object	0	0
Forcible Fondling	0	0
Incest	0	0
Statutory Rape	0	0
Kidnapping/Abduction	0	0
<b>Total</b>	<b>0</b>	<b>0</b>

### TIBRS Group B Arrests

Offense	Adult	Juvenile
Bad Checks	0	0
Curfew/Vagrancy	0	0
Disorderly Conduct	1	0
DUI	0	0
Drunkenness	10	0
Family-Non Violent	0	0
Liquor Law Violation	0	0
Peeping Tom	0	0
Runaway	0	0
Trespass	6	0
All Other Offense	0	0
<b>Total Group B</b>	<b>17</b>	<b>0</b>

TIBRS Group A Offenses	Offenses		Arrests	
	Reported	Cleared	Adult	Juvenile
<b>Crimes Against Persons</b>				
Murder	0	0	0	0
Negligent Manslaughter	0	0	0	0
Kidnapping/Abduction	0	0	0	0
Forcible Rape	0	0	0	0
Forcible Sodomy	0	0	0	0
Sexual Assault w/Object	0	0	0	0
Forcible Fondling	0	0	0	0
Incest	0	0	0	0
Statutory Rape	0	0	0	0
Aggravated Assault	0	0	0	0
Simple Assault	3	1	1	0
Intimidation	2	0	0	0
Stalking	1	0	0	0
<b>Crimes Against Property</b>				
Arson	0	0	0	0
Bribery	0	0	0	0
Burglary	2	0	0	0
Counterfeiting/Forgery	0	0	0	0
Destruction/Damage/Vandalism	14	4	4	0
Embezzlement	0	0	0	0
Extortion/Blackmail	0	0	0	0
Fraud - False Pretenses	0	0	0	0
Fraud - Credit Card/ATM	0	0	0	0
Fraud - Impersonation	0	0	0	0
Fraud - Welfare	0	0	0	0
Fraud - Wire	1	0	0	0
Motor Vehicle Theft	2	0	0	0
Robbery	0	0	0	0
Stolen Property Offense	0	0	0	0
Theft - Pocket Picking	0	0	0	0
Theft - Purse Snatching	0	0	0	0
Theft - Shoplifting	0	0	0	0
Theft from Building	34	1	1	0
Theft from Coin Machine	1	0	0	0
Theft from Motor Vehicle	4	0	0	0
Theft of Motor Vehicle Parts	3	0	0	0
Theft - All Other Larceny	0	0	0	0
<b>Crimes Against Society</b>				
Drug/Narcotic Violations	9	9	9	1
Drug/Narcotic Equipment Violations	3	3	1	0
Gambling-Betting/Wagering	0	0	0	0
Gambling-Operating/Promoting	0	0	0	0
Gambling-Equipment Violation	0	0	0	0
Gambling-Sports Tampering	0	0	0	0
Pornography/Obscene Materials	0	0	0	0
Prostitution	0	0	0	0
Prostitution-Assisting/Promoting	0	0	0	0
Weapon Law Violations	2	2	2	0
<b>Total Group A Offenses</b>	<b>81</b>	<b>20</b>	<b>18</b>	<b>1</b>



# Tri-Cities Airport Police Department

### Offense Overview

Offense Total	5
Number Cleared	1
Percent Cleared	20.0%

### Arrest Overview

Total Arrests	0
Adult Arrests	0
Juvenile Arrests	0
Unknown Age	0

Avg. number offenses/incident 1.00

### Domestic Violence Victims

Offense	Total	Arrests
Murder	0	0
Aggravated Assault	0	0
Simple Assault	0	0
Intimidation	0	0
Stalking	0	0
Forcible Rape	0	0
Forcible Sodomy	0	0
Sexual Assault w/Object	0	0
Forcible Fondling	0	0
Incest	0	0
Statutory Rape	0	0
Kidnapping/Abduction	0	0
<b>Total</b>	<b>0</b>	<b>0</b>

### TIBRS Group B Arrests

Offense	Adult	Juvenile
Bad Checks	0	0
Curfew/Vagrancy	0	0
Disorderly Conduct	0	0
DUI	0	0
Drunkenness	0	0
Family-Non Violent	0	0
Liquor Law Violation	0	0
Peeping Tom	0	0
Runaway	0	0
Trespass	0	0
All Other Offense	0	0
<b>Total Group B</b>	<b>0</b>	<b>0</b>

TIBRS Group A Offenses	Offenses		Arrests	
	Reported	Cleared	Adult	Juvenile
<b>Crimes Against Persons</b>				
Murder	0	0	0	0
Negligent Manslaughter	0	0	0	0
Kidnapping/Abduction	0	0	0	0
Forcible Rape	0	0	0	0
Forcible Sodomy	0	0	0	0
Sexual Assault w/Object	0	0	0	0
Forcible Fondling	0	0	0	0
Incest	0	0	0	0
Statutory Rape	0	0	0	0
Aggravated Assault	0	0	0	0
Simple Assault	0	0	0	0
Intimidation	0	0	0	0
Stalking	0	0	0	0
<b>Crimes Against Property</b>				
Arson	0	0	0	0
Bribery	0	0	0	0
Burglary	0	0	0	0
Counterfeiting/Forgery	0	0	0	0
Destruction/Damage/Vandalism	0	0	0	0
Embezzlement	0	0	0	0
Extortion/Blackmail	0	0	0	0
Fraud - False Pretenses	0	0	0	0
Fraud - Credit Card/ATM	0	0	0	0
Fraud - Impersonation	1	0	0	0
Fraud - Welfare	0	0	0	0
Fraud - Wire	0	0	0	0
Motor Vehicle Theft	0	0	0	0
Robbery	0	0	0	0
Stolen Property Offense	0	0	0	0
Theft - Pocket Picking	0	0	0	0
Theft - Purse Snatching	0	0	0	0
Theft - Shoplifting	0	0	0	0
Theft from Building	0	0	0	0
Theft from Coin Machine	0	0	0	0
Theft from Motor Vehicle	1	0	0	0
Theft of Motor Vehicle Parts	0	0	0	0
Theft - All Other Larceny	0	0	0	0
<b>Crimes Against Society</b>				
Drug/Narcotic Violations	0	0	0	0
Drug/Narcotic Equipment Violations	0	0	0	0
Gambling-Betting/Wagering	0	0	0	0
Gambling-Operating/Promoting	0	0	0	0
Gambling-Equipment Violation	0	0	0	0
Gambling-Sports Tampering	0	0	0	0
Pornography/Obscene Materials	0	0	0	0
Prostitution	0	0	0	0
Prostitution-Assisting/Promoting	0	0	0	0
Weapon Law Violations	3	1	0	0
<b>Total Group A Offenses</b>	<b>5</b>	<b>1</b>	<b>0</b>	<b>0</b>







# **Task Forces**

**2002**

**Twentieth Judicial Drug Task Force reports through Nashville Metro Police Department. Metro Narcotics Drug Task Force reports through Jackson Police Department.**



# 1st Judicial Drug Task Force

## Offense Overview

Offense Total	114
Number Cleared	114
Percent Cleared	100.0%

## Arrest Overview

Total Arrests	116
Adult Arrests	109
Juvenile Arrests	2
Unknown Age	5

Avg. number offenses/incident 1.48

## Domestic Violence Victims

Offense	Total	Arrests
Murder	0	0
Aggravated Assault	0	0
Simple Assault	0	0
Intimidation	0	0
Stalking	0	0
Forcible Rape	0	0
Forcible Sodomy	0	0
Sexual Assault w/Object	0	0
Forcible Fondling	0	0
Incest	0	0
Statutory Rape	0	0
Kidnapping/Abduction	0	0
<b>Total</b>	<b>0</b>	<b>0</b>

## TIBRS Group B Arrests

Offense	Adult	Juvenile
Bad Checks	0	0
Curfew/Vagrancy	0	0
Disorderly Conduct	0	0
DUI	0	0
Drunkenness	1	0
Family-Non Violent	0	0
Liquor Law Violation	0	0
Peeping Tom	0	0
Runaway	0	0
Trespass	0	0
All Other Offense	0	0
<b>Total Group B</b>	<b>1</b>	<b>0</b>

TIBRS Group A Offenses	Offenses		Arrests	
	Reported	Cleared	Adult	Juvenile
<b>Crimes Against Persons</b>				
Murder	0	0	0	0
Negligent Manslaughter	0	0	0	0
Kidnapping/Abduction	0	0	0	0
Forcible Rape	0	0	0	0
Forcible Sodomy	0	0	0	0
Sexual Assault w/Object	0	0	0	0
Forcible Fondling	0	0	0	0
Incest	0	0	0	0
Statutory Rape	0	0	0	0
Aggravated Assault	0	0	0	0
Simple Assault	0	0	0	0
Intimidation	0	0	0	0
Stalking	0	0	0	0
<b>Crimes Against Property</b>				
Arson	0	0	0	0
Bribery	0	0	0	0
Burglary	0	0	0	0
Counterfeiting/Forgery	0	0	0	0
Destruction/Damage/Vandalism	0	0	0	0
Embezzlement	0	0	0	0
Extortion/Blackmail	0	0	0	0
Fraud - False Pretenses	0	0	0	0
Fraud - Credit Card/ATM	0	0	0	0
Fraud - Impersonation	0	0	0	0
Fraud - Welfare	0	0	0	0
Fraud - Wire	0	0	0	0
Motor Vehicle Theft	0	0	0	0
Robbery	0	0	0	0
Stolen Property Offense	0	0	0	0
Theft - Pocket Picking	0	0	0	0
Theft - Purse Snatching	0	0	0	0
Theft - Shoplifting	0	0	0	0
Theft from Building	0	0	0	0
Theft from Coin Machine	0	0	0	0
Theft from Motor Vehicle	0	0	0	0
Theft of Motor Vehicle Parts	0	0	0	0
Theft - All Other Larceny	0	0	0	0
<b>Crimes Against Society</b>				
Drug/Narcotic Violations	74	74	101	2
Drug/Narcotic Equipment Violations	40	40	7	0
Gambling-Betting/Wagering	0	0	0	0
Gambling-Operating/Promoting	0	0	0	0
Gambling-Equipment Violation	0	0	0	0
Gambling-Sports Tampering	0	0	0	0
Pornography/Obscene Materials	0	0	0	0
Prostitution	0	0	0	0
Prostitution-Assisting/Promoting	0	0	0	0
Weapon Law Violations	0	0	0	0
<b>Total Group A Offenses</b>	<b>114</b>	<b>114</b>	<b>108</b>	<b>2</b>



## 2nd Judicial Drug Task Force

### Offense Overview

Offense Total	16
Number Cleared	13
Percent Cleared	81.3%

### Arrest Overview

Total Arrests	11
Adult Arrests	11
Juvenile Arrests	0
Unknown Age	0

Avg. number offenses/incident 1.07

### Domestic Violence Victims

Offense	Total	Arrests
Murder	0	0
Aggravated Assault	0	0
Simple Assault	0	0
Intimidation	0	0
Stalking	0	0
Forcible Rape	0	0
Forcible Sodomy	0	0
Sexual Assault w/Object	0	0
Forcible Fondling	0	0
Incest	0	0
Statutory Rape	0	0
Kidnapping/Abduction	0	0
<b>Total</b>	<b>0</b>	<b>0</b>

### TIBRS Group B Arrests

Offense	Adult	Juvenile
Bad Checks	0	0
Curfew/Vagrancy	0	0
Disorderly Conduct	0	0
DUI	0	0
Drunkenness	0	0
Family-Non Violent	0	0
Liquor Law Violation	0	0
Peeping Tom	0	0
Runaway	0	0
Trespass	0	0
All Other Offense	0	0
<b>Total Group B</b>	<b>0</b>	<b>0</b>

TIBRS Group A Offenses	Offenses		Arrests	
	Reported	Cleared	Adult	Juvenile
<b>Crimes Against Persons</b>				
Murder	0	0	0	0
Negligent Manslaughter	0	0	0	0
Kidnapping/Abduction	0	0	0	0
Forcible Rape	0	0	0	0
Forcible Sodomy	0	0	0	0
Sexual Assault w/Object	0	0	0	0
Forcible Fondling	0	0	0	0
Incest	0	0	0	0
Statutory Rape	0	0	0	0
Aggravated Assault	0	0	0	0
Simple Assault	0	0	0	0
Intimidation	0	0	0	0
Stalking	0	0	0	0
<b>Crimes Against Property</b>				
Arson	0	0	0	0
Bribery	0	0	0	0
Burglary	0	0	0	0
Counterfeiting/Forgery	0	0	0	0
Destruction/Damage/Vandalism	0	0	0	0
Embezzlement	0	0	0	0
Extortion/Blackmail	0	0	0	0
Fraud - False Pretenses	0	0	0	0
Fraud - Credit Card/ATM	0	0	0	0
Fraud - Impersonation	0	0	0	0
Fraud - Welfare	0	0	0	0
Fraud - Wire	0	0	0	0
Motor Vehicle Theft	1	1	0	0
Robbery	0	0	0	0
Stolen Property Offense	0	0	0	0
Theft - Pocket Picking	0	0	0	0
Theft - Purse Snatching	0	0	0	0
Theft - Shoplifting	0	0	0	0
Theft from Building	0	0	0	0
Theft from Coin Machine	0	0	0	0
Theft from Motor Vehicle	0	0	0	0
Theft of Motor Vehicle Parts	0	0	0	0
Theft - All Other Larceny	0	0	0	0
<b>Crimes Against Society</b>				
Drug/Narcotic Violations	15	12	11	0
Drug/Narcotic Equipment Violations	0	0	0	0
Gambling-Betting/Wagering	0	0	0	0
Gambling-Operating/Promoting	0	0	0	0
Gambling-Equipment Violation	0	0	0	0
Gambling-Sports Tampering	0	0	0	0
Pornography/Obscene Materials	0	0	0	0
Prostitution	0	0	0	0
Prostitution-Assisting/Promoting	0	0	0	0
Weapon Law Violations	0	0	0	0
<b>Total Group A Offenses</b>	<b>16</b>	<b>13</b>	<b>11</b>	<b>0</b>





# 3rd Judicial Drug Task Force

## Offense Overview

Offense Total	82
Number Cleared	49
Percent Cleared	59.8%

## Arrest Overview

Total Arrests	57
Adult Arrests	55
Juvenile Arrests	0
Unknown Age	2

Avg. number offenses/incident 1.05

### Domestic Violence Victims

Offense	Total	Arrests
Murder	0	0
Aggravated Assault	0	0
Simple Assault	0	0
Intimidation	0	0
Stalking	0	0
Forcible Rape	0	0
Forcible Sodomy	0	0
Sexual Assault w/Object	0	0
Forcible Fondling	0	0
Incest	0	0
Statutory Rape	0	0
Kidnapping/Abduction	0	0
<b>Total</b>	<b>0</b>	<b>0</b>

### TIBRS Group B Arrests

Offense	Adult	Juvenile
Bad Checks	0	0
Curfew/Vagrancy	0	0
Disorderly Conduct	0	0
DUI	0	0
Drunkenness	0	0
Family-Non Violent	0	0
Liquor Law Violation	0	0
Peeping Tom	0	0
Runaway	0	0
Trespass	0	0
All Other Offense	0	0
<b>Total Group B</b>	<b>0</b>	<b>0</b>

TIBRS Group A Offenses	Offenses		Arrests	
	Reported	Cleared	Adult	Juvenile
<b>Crimes Against Persons</b>				
Murder	0	0	0	0
Negligent Manslaughter	0	0	0	0
Kidnapping/Abduction	0	0	0	0
Forcible Rape	0	0	0	0
Forcible Sodomy	0	0	0	0
Sexual Assault w/Object	0	0	0	0
Forcible Fondling	0	0	0	0
Incest	0	0	0	0
Statutory Rape	0	0	0	0
Aggravated Assault	0	0	0	0
Simple Assault	0	0	0	0
Intimidation	0	0	0	0
Stalking	0	0	0	0
<b>Crimes Against Property</b>				
Arson	0	0	0	0
Bribery	0	0	0	0
Burglary	0	0	0	0
Counterfeiting/Forgery	0	0	0	0
Destruction/Damage/Vandalism	0	0	0	0
Embezzlement	0	0	0	0
Extortion/Blackmail	0	0	0	0
Fraud - False Pretenses	0	0	0	0
Fraud - Credit Card/ATM	0	0	0	0
Fraud - Impersonation	0	0	0	0
Fraud - Welfare	0	0	0	0
Fraud - Wire	0	0	0	0
Motor Vehicle Theft	0	0	0	0
Robbery	0	0	0	0
Stolen Property Offense	0	0	0	0
Theft - Pocket Picking	0	0	0	0
Theft - Purse Snatching	0	0	0	0
Theft - Shoplifting	0	0	0	0
Theft from Building	0	0	0	0
Theft from Coin Machine	0	0	0	0
Theft from Motor Vehicle	0	0	0	0
Theft of Motor Vehicle Parts	0	0	0	0
Theft - All Other Larceny	0	0	0	0
<b>Crimes Against Society</b>				
Drug/Narcotic Violations	77	46	55	0
Drug/Narcotic Equipment Violations	5	3	0	0
Gambling-Betting/Wagering	0	0	0	0
Gambling-Operating/Promoting	0	0	0	0
Gambling-Equipment Violation	0	0	0	0
Gambling-Sports Tampering	0	0	0	0
Pornography/Obscene Materials	0	0	0	0
Prostitution	0	0	0	0
Prostitution-Assisting/Promoting	0	0	0	0
Weapon Law Violations	0	0	0	0
<b>Total Group A Offenses</b>	<b>82</b>	<b>49</b>	<b>55</b>	<b>0</b>



# 4th Judicial Drug Task Force

## Offense Overview

Offense Total	152
Number Cleared	72
Percent Cleared	47.4%

## Arrest Overview

Total Arrests	71
Adult Arrests	71
Juvenile Arrests	0
Unknown Age	0

Avg. number offenses/incident                      1.07

## Domestic Violence Victims

Offense	Total	Arrests
Murder	0	0
Aggravated Assault	0	0
Simple Assault	0	0
Intimidation	0	0
Stalking	0	0
Forcible Rape	0	0
Forcible Sodomy	0	0
Sexual Assault w/Object	0	0
Forcible Fondling	0	0
Incest	0	0
Statutory Rape	0	0
Kidnapping/Abduction	0	0
<b>Total</b>	<b>0</b>	<b>0</b>

## TIBRS Group B Arrests

Offense	Adult	Juvenile
Bad Checks	0	0
Curfew/Vagrancy	0	0
Disorderly Conduct	0	0
DUI	0	0
Drunkenness	0	0
Family-Non Violent	0	0
Liquor Law Violation	0	0
Peeping Tom	0	0
Runaway	0	0
Trespass	0	0
All Other Offense	1	0
<b>Total Group B</b>	<b>1</b>	<b>0</b>

TIBRS Group A Offenses	Offenses		Arrests	
	Reported	Cleared	Adult	Juvenile
<b>Crimes Against Persons</b>				
Murder	0	0	0	0
Negligent Manslaughter	0	0	0	0
Kidnapping/Abduction	0	0	0	0
Forcible Rape	0	0	0	0
Forcible Sodomy	0	0	0	0
Sexual Assault w/Object	0	0	0	0
Forcible Fondling	0	0	0	0
Incest	0	0	0	0
Statutory Rape	0	0	0	0
Aggravated Assault	1	1	1	0
Simple Assault	0	0	0	0
Intimidation	0	0	0	0
Stalking	0	0	0	0
<b>Crimes Against Property</b>				
Arson	0	0	0	0
Bribery	0	0	0	0
Burglary	0	0	0	0
Counterfeiting/Forgery	0	0	0	0
Destruction/Damage/Vandalism	0	0	0	0
Embezzlement	0	0	0	0
Extortion/Blackmail	0	0	0	0
Fraud - False Pretenses	0	0	0	0
Fraud - Credit Card/ATM	0	0	0	0
Fraud - Impersonation	0	0	0	0
Fraud - Welfare	0	0	0	0
Fraud - Wire	0	0	0	0
Motor Vehicle Theft	0	0	0	0
Robbery	0	0	0	0
Stolen Property Offense	0	0	0	0
Theft - Pocket Picking	0	0	0	0
Theft - Purse Snatching	0	0	0	0
Theft - Shoplifting	0	0	0	0
Theft from Building	0	0	0	0
Theft from Coin Machine	0	0	0	0
Theft from Motor Vehicle	0	0	0	0
Theft of Motor Vehicle Parts	0	0	0	0
Theft - All Other Larceny	0	0	0	0
<b>Crimes Against Society</b>				
Drug/Narcotic Violations	142	63	68	0
Drug/Narcotic Equipment Violations	6	5	1	0
Gambling-Betting/Wagering	0	0	0	0
Gambling-Operating/Promoting	0	0	0	0
Gambling-Equipment Violation	0	0	0	0
Gambling-Sports Tampering	0	0	0	0
Pornography/Obscene Materials	0	0	0	0
Prostitution	0	0	0	0
Prostitution-Assisting/Promoting	0	0	0	0
Weapon Law Violations	3	3	0	0
<b>Total Group A Offenses</b>	<b>152</b>	<b>72</b>	<b>70</b>	<b>0</b>



# 5th Judicial Drug Task Force

## Offense Overview

Offense Total	406
Number Cleared	190
Percent Cleared	46.8%

## Arrest Overview

Total Arrests	200
Adult Arrests	197
Juvenile Arrests	2
Unknown Age	1

Avg. number offenses/incident 1.16

### Domestic Violence Victims

Offense	Total	Arrests
Murder	0	0
Aggravated Assault	0	0
Simple Assault	0	0
Intimidation	0	0
Stalking	0	0
Forcible Rape	0	0
Forcible Sodomy	0	0
Sexual Assault w/Object	0	0
Forcible Fondling	0	0
Incest	0	0
Statutory Rape	0	0
Kidnapping/Abduction	0	0
<b>Total</b>	<b>0</b>	<b>0</b>

### TIBRS Group B Arrests

Offense	Adult	Juvenile
Bad Checks	0	0
Curfew/Vagrancy	0	0
Disorderly Conduct	2	0
DUI	0	0
Drunkenness	0	0
Family-Non Violent	0	0
Liquor Law Violation	0	0
Peeping Tom	0	0
Runaway	0	0
Trespass	0	0
All Other Offense	2	0
<b>Total Group B</b>	<b>4</b>	<b>0</b>

TIBRS Group A Offenses	Offenses		Arrests	
	Reported	Cleared	Adult	Juvenile
<b>Crimes Against Persons</b>				
Murder	0	0	0	0
Negligent Manslaughter	0	0	0	0
Kidnapping/Abduction	0	0	0	0
Forcible Rape	0	0	0	0
Forcible Sodomy	0	0	0	0
Sexual Assault w/Object	0	0	0	0
Forcible Fondling	0	0	0	0
Incest	0	0	0	0
Statutory Rape	0	0	0	0
Aggravated Assault	1	1	1	0
Simple Assault	1	1	1	0
Intimidation	0	0	0	0
Stalking	0	0	0	0
<b>Crimes Against Property</b>				
Arson	0	0	0	0
Bribery	0	0	0	0
Burglary	0	0	0	0
Counterfeiting/Forgery	25	7	18	0
Destruction/Damage/Vandalism	0	0	0	0
Embezzlement	0	0	0	0
Extortion/Blackmail	0	0	0	0
Fraud - False Pretenses	19	9	5	0
Fraud - Credit Card/ATM	0	0	0	0
Fraud - Impersonation	1	1	1	0
Fraud - Welfare	0	0	0	0
Fraud - Wire	0	0	0	0
Motor Vehicle Theft	0	0	0	0
Robbery	0	0	0	0
Stolen Property Offense	0	0	0	0
Theft - Pocket Picking	0	0	0	0
Theft - Purse Snatching	0	0	0	0
Theft - Shoplifting	0	0	0	0
Theft from Building	0	0	0	0
Theft from Coin Machine	0	0	0	0
Theft from Motor Vehicle	0	0	0	0
Theft of Motor Vehicle Parts	0	0	0	0
Theft - All Other Larceny	0	0	0	0
<b>Crimes Against Society</b>				
Drug/Narcotic Violations	281	120	146	2
Drug/Narcotic Equipment Violations	75	48	20	0
Gambling-Betting/Wagering	0	0	0	0
Gambling-Operating/Promoting	0	0	0	0
Gambling-Equipment Violation	0	0	0	0
Gambling-Sports Tampering	0	0	0	0
Pornography/Obscene Materials	1	1	0	0
Prostitution	0	0	0	0
Prostitution-Assisting/Promoting	0	0	0	0
Weapon Law Violations	2	2	1	0
<b>Total Group A Offenses</b>	<b>406</b>	<b>190</b>	<b>193</b>	<b>2</b>



# 8th Judicial Drug Task Force

## Offense Overview

Offense Total	12
Number Cleared	7
Percent Cleared	58.3%

## Arrest Overview

Total Arrests	6
Adult Arrests	6
Juvenile Arrests	0
Unknown Age	0

Avg. number offenses/incident                      1.50

### Domestic Violence Victims

Offense	Total	Arrests
Murder	0	0
Aggravated Assault	0	0
Simple Assault	0	0
Intimidation	0	0
Stalking	0	0
Forcible Rape	0	0
Forcible Sodomy	0	0
Sexual Assault w/Object	0	0
Forcible Fondling	0	0
Incest	0	0
Statutory Rape	0	0
Kidnapping/Abduction	0	0
<b>Total</b>	<b>0</b>	<b>0</b>

### TIBRS Group B Arrests

Offense	Adult	Juvenile
Bad Checks	0	0
Curfew/Vagrancy	0	0
Disorderly Conduct	0	0
DUI	0	0
Drunkenness	0	0
Family-Non Violent	0	0
Liquor Law Violation	0	0
Peeping Tom	0	0
Runaway	0	0
Trespass	0	0
All Other Offense	0	0
<b>Total Group B</b>	<b>0</b>	<b>0</b>

TIBRS Group A Offenses	Offenses		Arrests	
	Reported	Cleared	Adult	Juvenile
<b>Crimes Against Persons</b>				
Murder	0	0	0	0
Negligent Manslaughter	0	0	0	0
Kidnapping/Abduction	0	0	0	0
Forcible Rape	0	0	0	0
Forcible Sodomy	0	0	0	0
Sexual Assault w/Object	0	0	0	0
Forcible Fondling	0	0	0	0
Incest	0	0	0	0
Statutory Rape	0	0	0	0
Aggravated Assault	0	0	0	0
Simple Assault	0	0	0	0
Intimidation	0	0	0	0
Stalking	0	0	0	0
<b>Crimes Against Property</b>				
Arson	0	0	0	0
Bribery	0	0	0	0
Burglary	0	0	0	0
Counterfeiting/Forgery	0	0	0	0
Destruction/Damage/Vandalism	0	0	0	0
Embezzlement	0	0	0	0
Extortion/Blackmail	0	0	0	0
Fraud - False Pretenses	0	0	0	0
Fraud - Credit Card/ATM	0	0	0	0
Fraud - Impersonation	0	0	0	0
Fraud - Welfare	0	0	0	0
Fraud - Wire	0	0	0	0
Motor Vehicle Theft	0	0	0	0
Robbery	0	0	0	0
Stolen Property Offense	0	0	0	0
Theft - Pocket Picking	0	0	0	0
Theft - Purse Snatching	0	0	0	0
Theft - Shoplifting	0	0	0	0
Theft from Building	0	0	0	0
Theft from Coin Machine	0	0	0	0
Theft from Motor Vehicle	0	0	0	0
Theft of Motor Vehicle Parts	0	0	0	0
Theft - All Other Larceny	0	0	0	0
<b>Crimes Against Society</b>				
Drug/Narcotic Violations	8	5	5	0
Drug/Narcotic Equipment Violations	4	2	1	0
Gambling-Betting/Wagering	0	0	0	0
Gambling-Operating/Promoting	0	0	0	0
Gambling-Equipment Violation	0	0	0	0
Gambling-Sports Tampering	0	0	0	0
Pornography/Obscene Materials	0	0	0	0
Prostitution	0	0	0	0
Prostitution-Assisting/Promoting	0	0	0	0
Weapon Law Violations	0	0	0	0
<b>Total Group A Offenses</b>	<b>12</b>	<b>7</b>	<b>6</b>	<b>0</b>



# 9th Judicial Drug Task Force

<b>2001 Population Estimate</b>	<b>0</b>
<b>Offense Overview</b>	
Offense Total	25
Number Cleared	5
Percent Cleared	20.0%

<b>Arrest Overview</b>	
Total Arrests	3
Adult Arrests	3
Juvenile Arrests	0
Unknown Age	0

Avg. number offenses/incident 1.09

Domestic Violence Victims		
Offense	Total	Arrests
Murder	0	0
Aggravated Assault	0	0
Simple Assault	0	0
Intimidation	0	0
Stalking	0	0
Forcible Rape	0	0
Forcible Sodomy	0	0
Sexual Assault w/Object	0	0
Forcible Fondling	0	0
Incest	0	0
Statutory Rape	0	0
Kidnapping/Abduction	0	0
<b>Total</b>	<b>0</b>	<b>0</b>

TIBRS Group B Arrests		
Offense	Adult	Juvenile
Bad Checks	0	0
Curfew/Vagrancy	0	0
Disorderly Conduct	0	0
DUI	0	0
Drunkenness	0	0
Family-Non Violent	0	0
Liquor Law Violation	0	0
Peeping Tom	0	0
Runaway	0	0
Trespass	0	0
All Other Offense	0	0
<b>Total Group B</b>	<b>0</b>	<b>0</b>

TIBRS Group A Offenses	Offenses		Arrests	
	Reported	Cleared	Adult	Juvenile
<b>Crimes Against Persons</b>				
Murder	0	0	0	0
Negligent Manslaughter	0	0	0	0
Kidnapping/Abduction	0	0	0	0
Forcible Rape	0	0	0	0
Forcible Sodomy	0	0	0	0
Sexual Assault w/Object	0	0	0	0
Forcible Fondling	0	0	0	0
Incest	0	0	0	0
Statutory Rape	0	0	0	0
Aggravated Assault	0	0	0	0
Simple Assault	0	0	0	0
Intimidation	0	0	0	0
Stalking	0	0	0	0
<b>Crimes Against Property</b>				
Arson	0	0	0	0
Bribery	0	0	0	0
Burglary	0	0	0	0
Counterfeiting/Forgery	0	0	0	0
Destruction/Damage/Vandalism	0	0	0	0
Embezzlement	0	0	0	0
Extortion/Blackmail	0	0	0	0
Fraud - False Pretenses	0	0	0	0
Fraud - Credit Card/ATM	0	0	0	0
Fraud - Impersonation	0	0	0	0
Fraud - Welfare	0	0	0	0
Fraud - Wire	0	0	0	0
Motor Vehicle Theft	0	0	0	0
Robbery	0	0	0	0
Stolen Property Offense	0	0	0	0
Theft - Pocket Picking	0	0	0	0
Theft - Purse Snatching	0	0	0	0
Theft - Shoplifting	0	0	0	0
Theft from Building	0	0	0	0
Theft from Coin Machine	0	0	0	0
Theft from Motor Vehicle	0	0	0	0
Theft of Motor Vehicle Parts	0	0	0	0
Theft - All Other Larceny	1	0	0	0
<b>Crimes Against Society</b>				
Drug/Narcotic Violations	22	4	3	0
Drug/Narcotic Equipment Violations	1	1	0	0
Gambling-Betting/Wagering	0	0	0	0
Gambling-Operating/Promoting	0	0	0	0
Gambling-Equipment Violation	0	0	0	0
Gambling-Sports Tampering	0	0	0	0
Pornography/Obscene Materials	0	0	0	0
Prostitution	0	0	0	0
Prostitution-Assisting/Promoting	0	0	0	0
Weapon Law Violations	1	0	0	0
<b>Total Group A Offenses</b>	<b>25</b>	<b>5</b>	<b>3</b>	<b>0</b>



# 10th Judicial Drug Task Force

## Offense Overview

Offense Total	75
Number Cleared	74
Percent Cleared	98.7%

## Arrest Overview

Total Arrests	51
Adult Arrests	51
Juvenile Arrests	0
Unknown Age	0

Avg. number offenses/incident 1.92

### Domestic Violence Victims

Offense	Total	Arrests
Murder	0	0
Aggravated Assault	0	0
Simple Assault	0	0
Intimidation	0	0
Stalking	0	0
Forcible Rape	0	0
Forcible Sodomy	0	0
Sexual Assault w/Object	0	0
Forcible Fondling	0	0
Incest	0	0
Statutory Rape	0	0
Kidnapping/Abduction	0	0
<b>Total</b>	<b>0</b>	<b>0</b>

### TIBRS Group B Arrests

Offense	Adult	Juvenile
Bad Checks	0	0
Curfew/Vagrancy	0	0
Disorderly Conduct	0	0
DUI	0	0
Drunkenness	0	0
Family-Non Violent	0	0
Liquor Law Violation	0	0
Peeping Tom	0	0
Runaway	0	0
Trespass	0	0
All Other Offense	1	0
<b>Total Group B</b>	<b>1</b>	<b>0</b>

TIBRS Group A Offenses	Offenses		Arrests	
	Reported	Cleared	Adult	Juvenile
<b>Crimes Against Persons</b>				
Murder	0	0	0	0
Negligent Manslaughter	0	0	0	0
Kidnapping/Abduction	0	0	0	0
Forcible Rape	0	0	0	0
Forcible Sodomy	0	0	0	0
Sexual Assault w/Object	0	0	0	0
Forcible Fondling	0	0	0	0
Incest	0	0	0	0
Statutory Rape	0	0	0	0
Aggravated Assault	0	0	0	0
Simple Assault	0	0	0	0
Intimidation	0	0	0	0
Stalking	0	0	0	0
<b>Crimes Against Property</b>				
Arson	0	0	0	0
Bribery	0	0	0	0
Burglary	0	0	0	0
Counterfeiting/Forgery	0	0	0	0
Destruction/Damage/Vandalism	0	0	0	0
Embezzlement	0	0	0	0
Extortion/Blackmail	0	0	0	0
Fraud - False Pretenses	0	0	0	0
Fraud - Credit Card/ATM	0	0	0	0
Fraud - Impersonation	0	0	0	0
Fraud - Welfare	0	0	0	0
Fraud - Wire	0	0	0	0
Motor Vehicle Theft	0	0	0	0
Robbery	0	0	0	0
Stolen Property Offense	0	0	0	0
Theft - Pocket Picking	0	0	0	0
Theft - Purse Snatching	0	0	0	0
Theft - Shoplifting	0	0	0	0
Theft from Building	0	0	0	0
Theft from Coin Machine	0	0	0	0
Theft from Motor Vehicle	0	0	0	0
Theft of Motor Vehicle Parts	0	0	0	0
Theft - All Other Larceny	0	0	0	0
<b>Crimes Against Society</b>				
Drug/Narcotic Violations	37	36	48	0
Drug/Narcotic Equipment Violations	31	31	1	0
Gambling-Betting/Wagering	0	0	0	0
Gambling-Operating/Promoting	0	0	0	0
Gambling-Equipment Violation	0	0	0	0
Gambling-Sports Tampering	0	0	0	0
Pornography/Obscene Materials	0	0	0	0
Prostitution	0	0	0	0
Prostitution-Assisting/Promoting	0	0	0	0
Weapon Law Violations	7	7	1	0
<b>Total Group A Offenses</b>	<b>75</b>	<b>74</b>	<b>50</b>	<b>0</b>



# 12th Judicial Drug Task Force

## Offense Overview

Offense Total	7
Number Cleared	7
Percent Cleared	100.0%

## Arrest Overview

Total Arrests	13
Adult Arrests	13
Juvenile Arrests	0
Unknown Age	0

Avg. number offenses/incident                      1.00

### Domestic Violence Victims

Offense	Total	Arrests
Murder	0	0
Aggravated Assault	0	0
Simple Assault	0	0
Intimidation	0	0
Stalking	0	0
Forcible Rape	0	0
Forcible Sodomy	0	0
Sexual Assault w/Object	0	0
Forcible Fondling	0	0
Incest	0	0
Statutory Rape	0	0
Kidnapping/Abduction	0	0
<b>Total</b>	<b>0</b>	<b>0</b>

### TIBRS Group B Arrests

Offense	Adult	Juvenile
Bad Checks	0	0
Curfew/Vagrancy	0	0
Disorderly Conduct	0	0
DUI	0	0
Drunkenness	0	0
Family-Non Violent	0	0
Liquor Law Violation	0	0
Peeping Tom	0	0
Runaway	0	0
Trespass	0	0
All Other Offense	0	0
<b>Total Group B</b>	<b>0</b>	<b>0</b>

TIBRS Group A Offenses	Offenses		Arrests	
	Reported	Cleared	Adult	Juvenile
<b>Crimes Against Persons</b>				
Murder	0	0	0	0
Negligent Manslaughter	0	0	0	0
Kidnapping/Abduction	0	0	0	0
Forcible Rape	0	0	0	0
Forcible Sodomy	0	0	0	0
Sexual Assault w/Object	0	0	0	0
Forcible Fondling	0	0	0	0
Incest	0	0	0	0
Statutory Rape	0	0	0	0
Aggravated Assault	0	0	0	0
Simple Assault	0	0	0	0
Intimidation	0	0	0	0
Stalking	0	0	0	0
<b>Crimes Against Property</b>				
Arson	0	0	0	0
Bribery	0	0	0	0
Burglary	0	0	0	0
Counterfeiting/Forgery	0	0	0	0
Destruction/Damage/Vandalism	0	0	0	0
Embezzlement	0	0	0	0
Extortion/Blackmail	0	0	0	0
Fraud - False Pretenses	0	0	0	0
Fraud - Credit Card/ATM	0	0	0	0
Fraud - Impersonation	0	0	0	0
Fraud - Welfare	0	0	0	0
Fraud - Wire	0	0	0	0
Motor Vehicle Theft	0	0	0	0
Robbery	0	0	0	0
Stolen Property Offense	0	0	0	0
Theft - Pocket Picking	0	0	0	0
Theft - Purse Snatching	0	0	0	0
Theft - Shoplifting	0	0	0	0
Theft from Building	0	0	0	0
Theft from Coin Machine	0	0	0	0
Theft from Motor Vehicle	0	0	0	0
Theft of Motor Vehicle Parts	0	0	0	0
Theft - All Other Larceny	0	0	0	0
<b>Crimes Against Society</b>				
Drug/Narcotic Violations	4	4	6	0
Drug/Narcotic Equipment Violations	3	3	7	0
Gambling-Betting/Wagering	0	0	0	0
Gambling-Operating/Promoting	0	0	0	0
Gambling-Equipment Violation	0	0	0	0
Gambling-Sports Tampering	0	0	0	0
Pornography/Obscene Materials	0	0	0	0
Prostitution	0	0	0	0
Prostitution-Assisting/Promoting	0	0	0	0
Weapon Law Violations	0	0	0	0
<b>Total Group A Offenses</b>	<b>7</b>	<b>7</b>	<b>13</b>	<b>0</b>



# 13th Judicial Drug Task Force

## Offense Overview

Offense Total	49
Number Cleared	27
Percent Cleared	55.1%

## Arrest Overview

Total Arrests	38
Adult Arrests	37
Juvenile Arrests	1
Unknown Age	0

Avg. number offenses/incident 1.23

### Domestic Violence Victims

Offense	Total	Arrests
Murder	0	0
Aggravated Assault	0	0
Simple Assault	0	0
Intimidation	0	0
Stalking	0	0
Forcible Rape	0	0
Forcible Sodomy	0	0
Sexual Assault w/Object	0	0
Forcible Fondling	0	0
Incest	0	0
Statutory Rape	0	0
Kidnapping/Abduction	0	0
<b>Total</b>	<b>0</b>	<b>0</b>

### TIBRS Group B Arrests

Offense	Adult	Juvenile
Bad Checks	0	0
Curfew/Vagrancy	0	0
Disorderly Conduct	0	0
DUI	0	0
Drunkenness	0	0
Family-Non Violent	0	0
Liquor Law Violation	0	0
Peeping Tom	0	0
Runaway	0	0
Trespass	0	0
All Other Offense	0	0
<b>Total Group B</b>	<b>0</b>	<b>0</b>

TIBRS Group A Offenses	Offenses		Arrests	
	Reported	Cleared	Adult	Juvenile
<b>Crimes Against Persons</b>				
Murder	0	0	0	0
Negligent Manslaughter	0	0	0	0
Kidnapping/Abduction	0	0	0	0
Forcible Rape	0	0	0	0
Forcible Sodomy	0	0	0	0
Sexual Assault w/Object	0	0	0	0
Forcible Fondling	0	0	0	0
Incest	0	0	0	0
Statutory Rape	0	0	0	0
Aggravated Assault	0	0	0	0
Simple Assault	0	0	0	0
Intimidation	0	0	0	0
Stalking	0	0	0	0
<b>Crimes Against Property</b>				
Arson	0	0	0	0
Bribery	0	0	0	0
Burglary	0	0	0	0
Counterfeiting/Forgery	0	0	0	0
Destruction/Damage/Vandalism	0	0	0	0
Embezzlement	0	0	0	0
Extortion/Blackmail	0	0	0	0
Fraud - False Pretenses	0	0	0	0
Fraud - Credit Card/ATM	0	0	0	0
Fraud - Impersonation	0	0	0	0
Fraud - Welfare	0	0	0	0
Fraud - Wire	0	0	0	0
Motor Vehicle Theft	0	0	0	0
Robbery	0	0	0	0
Stolen Property Offense	0	0	0	0
Theft - Pocket Picking	0	0	0	0
Theft - Purse Snatching	0	0	0	0
Theft - Shoplifting	0	0	0	0
Theft from Building	0	0	0	0
Theft from Coin Machine	0	0	0	0
Theft from Motor Vehicle	0	0	0	0
Theft of Motor Vehicle Parts	0	0	0	0
Theft - All Other Larceny	0	0	0	0
<b>Crimes Against Society</b>				
Drug/Narcotic Violations	40	20	29	1
Drug/Narcotic Equipment Violations	8	6	8	0
Gambling-Betting/Wagering	0	0	0	0
Gambling-Operating/Promoting	0	0	0	0
Gambling-Equipment Violation	0	0	0	0
Gambling-Sports Tampering	0	0	0	0
Pornography/Obscene Materials	0	0	0	0
Prostitution	0	0	0	0
Prostitution-Assisting/Promoting	0	0	0	0
Weapon Law Violations	1	1	0	0
<b>Total Group A Offenses</b>	<b>49</b>	<b>27</b>	<b>37</b>	<b>1</b>





# 14th Judicial Drug Task Force

## Offense Overview

Offense Total	55
Number Cleared	54
Percent Cleared	98.2%

## Arrest Overview

Total Arrests	80
Adult Arrests	78
Juvenile Arrests	0
Unknown Age	2

Avg. number offenses/incident 1.20

### Domestic Violence Victims

Offense	Total	Arrests
Murder	0	0
Aggravated Assault	0	0
Simple Assault	0	0
Intimidation	0	0
Stalking	0	0
Forcible Rape	0	0
Forcible Sodomy	0	0
Sexual Assault w/Object	0	0
Forcible Fondling	0	0
Incest	0	0
Statutory Rape	0	0
Kidnapping/Abduction	0	0
<b>Total</b>	<b>0</b>	<b>0</b>

### TIBRS Group B Arrests

Offense	Adult	Juvenile
Bad Checks	0	0
Curfew/Vagrancy	0	0
Disorderly Conduct	0	0
DUI	0	0
Drunkenness	0	0
Family-Non Violent	0	0
Liquor Law Violation	0	0
Peeping Tom	0	0
Runaway	0	0
Trespass	0	0
All Other Offense	0	0
<b>Total Group B</b>	<b>0</b>	<b>0</b>

TIBRS Group A Offenses	Offenses		Arrests	
	Reported	Cleared	Adult	Juvenile
<b>Crimes Against Persons</b>				
Murder	0	0	0	0
Negligent Manslaughter	0	0	0	0
Kidnapping/Abduction	0	0	0	0
Forcible Rape	0	0	0	0
Forcible Sodomy	0	0	0	0
Sexual Assault w/Object	0	0	0	0
Forcible Fondling	0	0	0	0
Incest	0	0	0	0
Statutory Rape	0	0	0	0
Aggravated Assault	1	1	1	0
Simple Assault	0	0	0	0
Intimidation	0	0	0	0
Stalking	0	0	0	0
<b>Crimes Against Property</b>				
Arson	0	0	0	0
Bribery	0	0	0	0
Burglary	0	0	0	0
Counterfeiting/Forgery	0	0	0	0
Destruction/Damage/Vandalism	0	0	0	0
Embezzlement	0	0	0	0
Extortion/Blackmail	0	0	0	0
Fraud - False Pretenses	0	0	0	0
Fraud - Credit Card/ATM	0	0	0	0
Fraud - Impersonation	0	0	0	0
Fraud - Welfare	0	0	0	0
Fraud - Wire	0	0	0	0
Motor Vehicle Theft	0	0	0	0
Robbery	0	0	0	0
Stolen Property Offense	0	0	0	0
Theft - Pocket Picking	0	0	0	0
Theft - Purse Snatching	0	0	0	0
Theft - Shoplifting	0	0	0	0
Theft from Building	0	0	0	0
Theft from Coin Machine	0	0	0	0
Theft from Motor Vehicle	0	0	0	0
Theft of Motor Vehicle Parts	0	0	0	0
Theft - All Other Larceny	0	0	0	0
<b>Crimes Against Society</b>				
Drug/Narcotic Violations	39	39	66	0
Drug/Narcotic Equipment Violations	13	12	11	0
Gambling-Betting/Wagering	0	0	0	0
Gambling-Operating/Promoting	0	0	0	0
Gambling-Equipment Violation	0	0	0	0
Gambling-Sports Tampering	0	0	0	0
Pornography/Obscene Materials	0	0	0	0
Prostitution	0	0	0	0
Prostitution-Assisting/Promoting	0	0	0	0
Weapon Law Violations	2	2	0	0
<b>Total Group A Offenses</b>	<b>55</b>	<b>54</b>	<b>78</b>	<b>0</b>



# 15th Judicial Drug Task Force

## Offense Overview

Offense Total	207
Number Cleared	66
Percent Cleared	31.9%

## Arrest Overview

Total Arrests	45
Adult Arrests	44
Juvenile Arrests	0
Unknown Age	1

Avg. number offenses/incident 1.13

### Domestic Violence Victims

Offense	Total	Arrests
Murder	0	0
Aggravated Assault	0	0
Simple Assault	0	0
Intimidation	0	0
Stalking	0	0
Forcible Rape	0	0
Forcible Sodomy	0	0
Sexual Assault w/Object	0	0
Forcible Fondling	0	0
Incest	0	0
Statutory Rape	0	0
Kidnapping/Abduction	0	0
<b>Total</b>	<b>0</b>	<b>0</b>

### TIBRS Group B Arrests

Offense	Adult	Juvenile
Bad Checks	0	0
Curfew/Vagrancy	0	0
Disorderly Conduct	0	0
DUI	0	0
Drunkenness	0	0
Family-Non Violent	0	0
Liquor Law Violation	3	0
Peeping Tom	0	0
Runaway	0	0
Trespass	0	0
All Other Offense	2	0
<b>Total Group B</b>	<b>5</b>	<b>0</b>

TIBRS Group A Offenses	Offenses		Arrests	
	Reported	Cleared	Adult	Juvenile
<b>Crimes Against Persons</b>				
Murder	0	0	0	0
Negligent Manslaughter	0	0	0	0
Kidnapping/Abduction	0	0	0	0
Forcible Rape	0	0	0	0
Forcible Sodomy	0	0	0	0
Sexual Assault w/Object	0	0	0	0
Forcible Fondling	0	0	0	0
Incest	0	0	0	0
Statutory Rape	0	0	0	0
Aggravated Assault	0	0	0	0
Simple Assault	0	0	0	0
Intimidation	0	0	0	0
Stalking	0	0	0	0
<b>Crimes Against Property</b>				
Arson	0	0	0	0
Bribery	0	0	0	0
Burglary	0	0	0	0
Counterfeiting/Forgery	0	0	0	0
Destruction/Damage/Vandalism	0	0	0	0
Embezzlement	0	0	0	0
Extortion/Blackmail	0	0	0	0
Fraud - False Pretenses	5	5	0	0
Fraud - Credit Card/ATM	0	0	0	0
Fraud - Impersonation	0	0	0	0
Fraud - Welfare	0	0	0	0
Fraud - Wire	0	0	0	0
Motor Vehicle Theft	0	0	0	0
Robbery	0	0	0	0
Stolen Property Offense	0	0	0	0
Theft - Pocket Picking	0	0	0	0
Theft - Purse Snatching	0	0	0	0
Theft - Shoplifting	0	0	0	0
Theft from Building	0	0	0	0
Theft from Coin Machine	0	0	0	0
Theft from Motor Vehicle	0	0	0	0
Theft of Motor Vehicle Parts	0	0	0	0
Theft - All Other Larceny	0	0	0	0
<b>Crimes Against Society</b>				
Drug/Narcotic Violations	175	39	38	0
Drug/Narcotic Equipment Violations	25	21	0	0
Gambling-Betting/Wagering	0	0	0	0
Gambling-Operating/Promoting	0	0	0	0
Gambling-Equipment Violation	0	0	0	0
Gambling-Sports Tampering	0	0	0	0
Pornography/Obscene Materials	0	0	0	0
Prostitution	0	0	0	0
Prostitution-Assisting/Promoting	0	0	0	0
Weapon Law Violations	2	1	1	0
<b>Total Group A Offenses</b>	<b>207</b>	<b>66</b>	<b>39</b>	<b>0</b>



# 17th Judicial Drug Task Force

## Offense Overview

Offense Total	240
Number Cleared	178
Percent Cleared	74.2%

## Arrest Overview

Total Arrests	196
Adult Arrests	88
Juvenile Arrests	1
Unknown Age	107

Avg. number offenses/incident 1.02

### Domestic Violence Victims

Offense	Total	Arrests
Murder	0	0
Aggravated Assault	0	0
Simple Assault	0	0
Intimidation	0	0
Stalking	0	0
Forcible Rape	0	0
Forcible Sodomy	0	0
Sexual Assault w/Object	0	0
Forcible Fondling	0	0
Incest	0	0
Statutory Rape	0	0
Kidnapping/Abduction	0	0
<b>Total</b>	<b>0</b>	<b>0</b>

### TIBRS Group B Arrests

Offense	Adult	Juvenile
Bad Checks	0	0
Curfew/Vagrancy	0	0
Disorderly Conduct	0	0
DUI	1	0
Drunkenness	0	0
Family-Non Violent	0	0
Liquor Law Violation	0	0
Peeping Tom	0	0
Runaway	0	0
Trespass	0	0
All Other Offense	2	0
<b>Total Group B</b>	<b>3</b>	<b>0</b>

TIBRS Group A Offenses	Offenses		Arrests	
	Reported	Cleared	Adult	Juvenile
<b>Crimes Against Persons</b>				
Murder	0	0	0	0
Negligent Manslaughter	0	0	0	0
Kidnapping/Abduction	0	0	0	0
Forcible Rape	0	0	0	0
Forcible Sodomy	0	0	0	0
Sexual Assault w/Object	0	0	0	0
Forcible Fondling	0	0	0	0
Incest	0	0	0	0
Statutory Rape	0	0	0	0
Aggravated Assault	0	0	0	0
Simple Assault	0	0	0	0
Intimidation	0	0	0	0
Stalking	0	0	0	0
<b>Crimes Against Property</b>				
Arson	0	0	0	0
Bribery	0	0	0	0
Burglary	0	0	0	0
Counterfeiting/Forgery	0	0	0	0
Destruction/Damage/Vandalism	0	0	0	0
Embezzlement	0	0	0	0
Extortion/Blackmail	0	0	0	0
Fraud - False Pretenses	0	0	0	0
Fraud - Credit Card/ATM	0	0	0	0
Fraud - Impersonation	0	0	0	0
Fraud - Welfare	0	0	0	0
Fraud - Wire	0	0	0	0
Motor Vehicle Theft	0	0	0	0
Robbery	0	0	0	0
Stolen Property Offense	0	0	0	0
Theft - Pocket Picking	0	0	0	0
Theft - Purse Snatching	0	0	0	0
Theft - Shoplifting	0	0	0	0
Theft from Building	0	0	0	0
Theft from Coin Machine	0	0	0	0
Theft from Motor Vehicle	0	0	0	0
Theft of Motor Vehicle Parts	0	0	0	0
Theft - All Other Larceny	0	0	0	0
<b>Crimes Against Society</b>				
Drug/Narcotic Violations	227	165	83	1
Drug/Narcotic Equipment Violations	8	8	1	0
Gambling-Betting/Wagering	0	0	0	0
Gambling-Operating/Promoting	1	1	0	0
Gambling-Equipment Violation	0	0	0	0
Gambling-Sports Tampering	0	0	0	0
Pornography/Obscene Materials	0	0	0	0
Prostitution	0	0	0	0
Prostitution-Assisting/Promoting	0	0	0	0
Weapon Law Violations	4	4	1	0
<b>Total Group A Offenses</b>	<b>240</b>	<b>178</b>	<b>85</b>	<b>1</b>



# 18th Judicial Drug Task Force

## Offense Overview

Offense Total	144
Number Cleared	93
Percent Cleared	64.6%

## Arrest Overview

Total Arrests	97
Adult Arrests	95
Juvenile Arrests	2
Unknown Age	0

Avg. number offenses/incident 1.25

### Domestic Violence Victims

Offense	Total	Arrests
Murder	0	0
Aggravated Assault	0	0
Simple Assault	0	0
Intimidation	0	0
Stalking	0	0
Forcible Rape	0	0
Forcible Sodomy	0	0
Sexual Assault w/Object	0	0
Forcible Fondling	0	0
Incest	0	0
Statutory Rape	0	0
Kidnapping/Abduction	0	0
<b>Total</b>	<b>0</b>	<b>0</b>

### TIBRS Group B Arrests

Offense	Adult	Juvenile
Bad Checks	0	0
Curfew/Vagrancy	0	0
Disorderly Conduct	2	0
DUI	1	0
Drunkenness	1	0
Family-Non Violent	0	0
Liquor Law Violation	0	0
Peeping Tom	0	0
Runaway	0	0
Trespass	0	0
All Other Offense	0	0
<b>Total Group B</b>	<b>4</b>	<b>0</b>

TIBRS Group A Offenses	Offenses		Arrests	
	Reported	Cleared	Adult	Juvenile
<b>Crimes Against Persons</b>				
Murder	0	0	0	0
Negligent Manslaughter	0	0	0	0
Kidnapping/Abduction	0	0	0	0
Forcible Rape	0	0	0	0
Forcible Sodomy	0	0	0	0
Sexual Assault w/Object	0	0	0	0
Forcible Fondling	0	0	0	0
Incest	0	0	0	0
Statutory Rape	0	0	0	0
Aggravated Assault	0	0	0	0
Simple Assault	0	0	0	0
Intimidation	0	0	0	0
Stalking	0	0	0	0
<b>Crimes Against Property</b>				
Arson	0	0	0	0
Bribery	0	0	0	0
Burglary	0	0	0	0
Counterfeiting/Forgery	0	0	0	0
Destruction/Damage/Vandalism	0	0	0	0
Embezzlement	0	0	0	0
Extortion/Blackmail	0	0	0	0
Fraud - False Pretenses	0	0	0	0
Fraud - Credit Card/ATM	0	0	0	0
Fraud - Impersonation	0	0	0	0
Fraud - Welfare	0	0	0	0
Fraud - Wire	0	0	0	0
Motor Vehicle Theft	0	0	0	0
Robbery	0	0	0	0
Stolen Property Offense	0	0	0	0
Theft - Pocket Picking	0	0	0	0
Theft - Purse Snatching	0	0	0	0
Theft - Shoplifting	0	0	0	0
Theft from Building	0	0	0	0
Theft from Coin Machine	0	0	0	0
Theft from Motor Vehicle	0	0	0	0
Theft of Motor Vehicle Parts	0	0	0	0
Theft - All Other Larceny	0	0	0	0
<b>Crimes Against Society</b>				
Drug/Narcotic Violations	114	64	88	2
Drug/Narcotic Equipment Violations	26	25	3	0
Gambling-Betting/Wagering	0	0	0	0
Gambling-Operating/Promoting	0	0	0	0
Gambling-Equipment Violation	0	0	0	0
Gambling-Sports Tampering	0	0	0	0
Pornography/Obscene Materials	0	0	0	0
Prostitution	0	0	0	0
Prostitution-Assisting/Promoting	0	0	0	0
Weapon Law Violations	4	4	0	0
<b>Total Group A Offenses</b>	<b>144</b>	<b>93</b>	<b>91</b>	<b>2</b>



# 19th Judicial Drug Task Force

## Offense Overview

Offense Total	165
Number Cleared	86
Percent Cleared	52.1%

## Arrest Overview

Total Arrests	45
Adult Arrests	42
Juvenile Arrests	0
Unknown Age	3

Avg. number offenses/incident 1.12

### Domestic Violence Victims

Offense	Total	Arrests
Murder	0	0
Aggravated Assault	0	0
Simple Assault	0	0
Intimidation	0	0
Stalking	0	0
Forcible Rape	0	0
Forcible Sodomy	0	0
Sexual Assault w/Object	0	0
Forcible Fondling	0	0
Incest	0	0
Statutory Rape	0	0
Kidnapping/Abduction	0	0
<b>Total</b>	<b>0</b>	<b>0</b>

### TIBRS Group B Arrests

Offense	Adult	Juvenile
Bad Checks	0	0
Curfew/Vagrancy	0	0
Disorderly Conduct	0	0
DUI	0	0
Drunkenness	0	0
Family-Non Violent	0	0
Liquor Law Violation	0	0
Peeping Tom	0	0
Runaway	0	0
Trespass	0	0
All Other Offense	1	0
<b>Total Group B</b>	<b>1</b>	<b>0</b>

TIBRS Group A Offenses	Offenses		Arrests	
	Reported	Cleared	Adult	Juvenile
<b>Crimes Against Persons</b>				
Murder	0	0	0	0
Negligent Manslaughter	0	0	0	0
Kidnapping/Abduction	0	0	0	0
Forcible Rape	0	0	0	0
Forcible Sodomy	0	0	0	0
Sexual Assault w/Object	0	0	0	0
Forcible Fondling	0	0	0	0
Incest	0	0	0	0
Statutory Rape	0	0	0	0
Aggravated Assault	1	0	0	0
Simple Assault	0	0	0	0
Intimidation	1	1	1	0
Stalking	0	0	0	0
<b>Crimes Against Property</b>				
Arson	0	0	0	0
Bribery	0	0	0	0
Burglary	0	0	0	0
Counterfeiting/Forgery	14	10	4	0
Destruction/Damage/Vandalism	0	0	0	0
Embezzlement	0	0	0	0
Extortion/Blackmail	0	0	0	0
Fraud - False Pretenses	47	25	7	0
Fraud - Credit Card/ATM	0	0	0	0
Fraud - Impersonation	3	1	0	0
Fraud - Welfare	0	0	0	0
Fraud - Wire	0	0	0	0
Motor Vehicle Theft	0	0	0	0
Robbery	0	0	0	0
Stolen Property Offense	0	0	0	0
Theft - Pocket Picking	0	0	0	0
Theft - Purse Snatching	0	0	0	0
Theft - Shoplifting	0	0	0	0
Theft from Building	0	0	0	0
Theft from Coin Machine	0	0	0	0
Theft from Motor Vehicle	0	0	0	0
Theft of Motor Vehicle Parts	0	0	0	0
Theft - All Other Larceny	0	0	0	0
<b>Crimes Against Society</b>				
Drug/Narcotic Violations	77	34	26	0
Drug/Narcotic Equipment Violations	20	14	3	0
Gambling-Betting/Wagering	0	0	0	0
Gambling-Operating/Promoting	0	0	0	0
Gambling-Equipment Violation	0	0	0	0
Gambling-Sports Tampering	0	0	0	0
Pornography/Obscene Materials	0	0	0	0
Prostitution	0	0	0	0
Prostitution-Assisting/Promoting	0	0	0	0
Weapon Law Violations	2	1	0	0
<b>Total Group A Offenses</b>	<b>165</b>	<b>86</b>	<b>41</b>	<b>0</b>



# 21st Judicial Drug Task Force

## Offense Overview

Offense Total	173
Number Cleared	70
Percent Cleared	40.5%

## Arrest Overview

Total Arrests	60
Adult Arrests	56
Juvenile Arrests	1
Unknown Age	3

Avg. number offenses/incident 1.21

## Domestic Violence Victims

Offense	Total	Arrests
Murder	0	0
Aggravated Assault	0	0
Simple Assault	0	0
Intimidation	0	0
Stalking	0	0
Forcible Rape	0	0
Forcible Sodomy	0	0
Sexual Assault w/Object	0	0
Forcible Fondling	0	0
Incest	0	0
Statutory Rape	0	0
Kidnapping/Abduction	0	0
<b>Total</b>	<b>0</b>	<b>0</b>

## TIBRS Group B Arrests

Offense	Adult	Juvenile
Bad Checks	0	0
Curfew/Vagrancy	0	0
Disorderly Conduct	0	0
DUI	0	0
Drunkenness	0	0
Family-Non Violent	0	0
Liquor Law Violation	0	0
Peeping Tom	0	0
Runaway	0	0
Trespass	0	0
All Other Offense	0	0
<b>Total Group B</b>	<b>0</b>	<b>0</b>

TIBRS Group A Offenses	Offenses		Arrests	
	Reported	Cleared	Adult	Juvenile
<b>Crimes Against Persons</b>				
Murder	0	0	0	0
Negligent Manslaughter	0	0	0	0
Kidnapping/Abduction	0	0	0	0
Forcible Rape	0	0	0	0
Forcible Sodomy	0	0	0	0
Sexual Assault w/Object	0	0	0	0
Forcible Fondling	0	0	0	0
Incest	0	0	0	0
Statutory Rape	0	0	0	0
Aggravated Assault	0	0	0	0
Simple Assault	0	0	0	0
Intimidation	0	0	0	0
Stalking	0	0	0	0
<b>Crimes Against Property</b>				
Arson	0	0	0	0
Bribery	0	0	0	0
Burglary	0	0	0	0
Counterfeiting/Forgery	11	4	1	0
Destruction/Damage/Vandalism	1	1	0	0
Embezzlement	0	0	0	0
Extortion/Blackmail	0	0	0	0
Fraud - False Pretenses	18	5	4	0
Fraud - Credit Card/ATM	0	0	0	0
Fraud - Impersonation	2	0	0	0
Fraud - Welfare	0	0	0	0
Fraud - Wire	0	0	0	0
Motor Vehicle Theft	0	0	0	0
Robbery	0	0	0	0
Stolen Property Offense	1	1	1	0
Theft - Pocket Picking	0	0	0	0
Theft - Purse Snatching	0	0	0	0
Theft - Shoplifting	0	0	0	0
Theft from Building	0	0	0	0
Theft from Coin Machine	0	0	0	0
Theft from Motor Vehicle	0	0	0	0
Theft of Motor Vehicle Parts	0	0	0	0
Theft - All Other Larceny	0	0	0	0
<b>Crimes Against Society</b>				
Drug/Narcotic Violations	118	44	49	1
Drug/Narcotic Equipment Violations	19	12	0	0
Gambling-Betting/Wagering	0	0	0	0
Gambling-Operating/Promoting	0	0	0	0
Gambling-Equipment Violation	0	0	0	0
Gambling-Sports Tampering	0	0	0	0
Pornography/Obscene Materials	0	0	0	0
Prostitution	0	0	0	0
Prostitution-Assisting/Promoting	0	0	0	0
Weapon Law Violations	3	3	1	0
<b>Total Group A Offenses</b>	<b>173</b>	<b>70</b>	<b>56</b>	<b>1</b>



# 22nd Judicial Drug Task Force

## Offense Overview

Offense Total	90
Number Cleared	28
Percent Cleared	31.1%

## Arrest Overview

Total Arrests	26
Adult Arrests	26
Juvenile Arrests	0
Unknown Age	0

Avg. number offenses/incident 1.16

### Domestic Violence Victims

Offense	Total	Arrests
Murder	0	0
Aggravated Assault	0	0
Simple Assault	0	0
Intimidation	0	0
Stalking	0	0
Forcible Rape	0	0
Forcible Sodomy	0	0
Sexual Assault w/Object	0	0
Forcible Fondling	0	0
Incest	0	0
Statutory Rape	0	0
Kidnapping/Abduction	0	0
<b>Total</b>	<b>0</b>	<b>0</b>

### TIBRS Group B Arrests

Offense	Adult	Juvenile
Bad Checks	0	0
Curfew/Vagrancy	0	0
Disorderly Conduct	0	0
DUI	0	0
Drunkenness	0	0
Family-Non Violent	0	0
Liquor Law Violation	0	0
Peeping Tom	0	0
Runaway	0	0
Trespass	0	0
All Other Offense	0	0
<b>Total Group B</b>	<b>0</b>	<b>0</b>

TIBRS Group A Offenses	Offenses		Arrests	
	Reported	Cleared	Adult	Juvenile
<b>Crimes Against Persons</b>				
Murder	0	0	0	0
Negligent Manslaughter	0	0	0	0
Kidnapping/Abduction	0	0	0	0
Forcible Rape	0	0	0	0
Forcible Sodomy	0	0	0	0
Sexual Assault w/Object	0	0	0	0
Forcible Fondling	0	0	0	0
Incest	0	0	0	0
Statutory Rape	0	0	0	0
Aggravated Assault	0	0	0	0
Simple Assault	0	0	0	0
Intimidation	0	0	0	0
Stalking	0	0	0	0
<b>Crimes Against Property</b>				
Arson	0	0	0	0
Bribery	0	0	0	0
Burglary	0	0	0	0
Counterfeiting/Forgery	1	0	0	0
Destruction/Damage/Vandalism	0	0	0	0
Embezzlement	0	0	0	0
Extortion/Blackmail	0	0	0	0
Fraud - False Pretenses	0	0	0	0
Fraud - Credit Card/ATM	0	0	0	0
Fraud - Impersonation	0	0	0	0
Fraud - Welfare	0	0	0	0
Fraud - Wire	0	0	0	0
Motor Vehicle Theft	0	0	0	0
Robbery	0	0	0	0
Stolen Property Offense	0	0	0	0
Theft - Pocket Picking	0	0	0	0
Theft - Purse Snatching	0	0	0	0
Theft - Shoplifting	0	0	0	0
Theft from Building	0	0	0	0
Theft from Coin Machine	0	0	0	0
Theft from Motor Vehicle	0	0	0	0
Theft of Motor Vehicle Parts	0	0	0	0
Theft - All Other Larceny	0	0	0	0
<b>Crimes Against Society</b>				
Drug/Narcotic Violations	68	24	24	0
Drug/Narcotic Equipment Violations	14	2	1	0
Gambling-Betting/Wagering	0	0	0	0
Gambling-Operating/Promoting	0	0	0	0
Gambling-Equipment Violation	1	0	0	0
Gambling-Sports Tampering	0	0	0	0
Pornography/Obscene Materials	0	0	0	0
Prostitution	0	0	0	0
Prostitution-Assisting/Promoting	0	0	0	0
Weapon Law Violations	6	2	1	0
<b>Total Group A Offenses</b>	<b>90</b>	<b>28</b>	<b>26</b>	<b>0</b>



# 23rd Judicial Drug Task Force

## Offense Overview

Offense Total	110
Number Cleared	60
Percent Cleared	54.5%

## Arrest Overview

Total Arrests	63
Adult Arrests	63
Juvenile Arrests	0
Unknown Age	0

Avg. number offenses/incident                      1.08

## Domestic Violence Victims

Offense	Total	Arrests
Murder	0	0
Aggravated Assault	0	0
Simple Assault	0	0
Intimidation	0	0
Stalking	0	0
Forcible Rape	0	0
Forcible Sodomy	0	0
Sexual Assault w/Object	0	0
Forcible Fondling	0	0
Incest	0	0
Statutory Rape	0	0
Kidnapping/Abduction	0	0
<b>Total</b>	<b>0</b>	<b>0</b>

## TIBRS Group B Arrests

Offense	Adult	Juvenile
Bad Checks	0	0
Curfew/Vagrancy	0	0
Disorderly Conduct	0	0
DUI	0	0
Drunkenness	0	0
Family-Non Violent	0	0
Liquor Law Violation	0	0
Peeping Tom	0	0
Runaway	0	0
Trespass	0	0
All Other Offense	0	0
<b>Total Group B</b>	<b>0</b>	<b>0</b>

TIBRS Group A Offenses	Offenses		Arrests	
	Reported	Cleared	Adult	Juvenile
<b>Crimes Against Persons</b>				
Murder	0	0	0	0
Negligent Manslaughter	0	0	0	0
Kidnapping/Abduction	0	0	0	0
Forcible Rape	0	0	0	0
Forcible Sodomy	0	0	0	0
Sexual Assault w/Object	0	0	0	0
Forcible Fondling	0	0	0	0
Incest	0	0	0	0
Statutory Rape	0	0	0	0
Aggravated Assault	0	0	0	0
Simple Assault	0	0	0	0
Intimidation	0	0	0	0
Stalking	0	0	0	0
<b>Crimes Against Property</b>				
Arson	0	0	0	0
Bribery	0	0	0	0
Burglary	0	0	0	0
Counterfeiting/Forgery	0	0	0	0
Destruction/Damage/Vandalism	0	0	0	0
Embezzlement	0	0	0	0
Extortion/Blackmail	0	0	0	0
Fraud - False Pretenses	0	0	0	0
Fraud - Credit Card/ATM	0	0	0	0
Fraud - Impersonation	0	0	0	0
Fraud - Welfare	0	0	0	0
Fraud - Wire	0	0	0	0
Motor Vehicle Theft	0	0	0	0
Robbery	0	0	0	0
Stolen Property Offense	0	0	0	0
Theft - Pocket Picking	0	0	0	0
Theft - Purse Snatching	0	0	0	0
Theft - Shoplifting	0	0	0	0
Theft from Building	0	0	0	0
Theft from Coin Machine	0	0	0	0
Theft from Motor Vehicle	0	0	0	0
Theft of Motor Vehicle Parts	0	0	0	0
Theft - All Other Larceny	2	0	0	0
<b>Crimes Against Society</b>				
Drug/Narcotic Violations	100	55	63	0
Drug/Narcotic Equipment Violations	8	5	0	0
Gambling-Betting/Wagering	0	0	0	0
Gambling-Operating/Promoting	0	0	0	0
Gambling-Equipment Violation	0	0	0	0
Gambling-Sports Tampering	0	0	0	0
Pornography/Obscene Materials	0	0	0	0
Prostitution	0	0	0	0
Prostitution-Assisting/Promoting	0	0	0	0
Weapon Law Violations	0	0	0	0
<b>Total Group A Offenses</b>	<b>110</b>	<b>60</b>	<b>63</b>	<b>0</b>





# 24th Judicial Drug Task Force

## Offense Overview

Offense Total	114
Number Cleared	113
Percent Cleared	99.1%

## Arrest Overview

Total Arrests	105
Adult Arrests	104
Juvenile Arrests	1
Unknown Age	0

Avg. number offenses/incident 1.43

### Domestic Violence Victims

Offense	Total	Arrests
Murder	0	0
Aggravated Assault	0	0
Simple Assault	0	0
Intimidation	0	0
Stalking	0	0
Forcible Rape	0	0
Forcible Sodomy	0	0
Sexual Assault w/Object	0	0
Forcible Fondling	0	0
Incest	0	0
Statutory Rape	0	0
Kidnapping/Abduction	0	0
<b>Total</b>	<b>0</b>	<b>0</b>

### TIBRS Group B Arrests

Offense	Adult	Juvenile
Bad Checks	0	0
Curfew/Vagrancy	0	0
Disorderly Conduct	0	0
DUI	1	0
Drunkenness	0	0
Family-Non Violent	0	0
Liquor Law Violation	0	0
Peeping Tom	0	0
Runaway	0	0
Trespass	0	0
All Other Offense	1	0
<b>Total Group B</b>	<b>2</b>	<b>0</b>

TIBRS Group A Offenses	Offenses		Arrests	
	Reported	Cleared	Adult	Juvenile
<b>Crimes Against Persons</b>				
Murder	0	0	0	0
Negligent Manslaughter	0	0	0	0
Kidnapping/Abduction	0	0	0	0
Forcible Rape	0	0	0	0
Forcible Sodomy	0	0	0	0
Sexual Assault w/Object	0	0	0	0
Forcible Fondling	0	0	0	0
Incest	0	0	0	0
Statutory Rape	0	0	0	0
Aggravated Assault	1	1	0	0
Simple Assault	0	0	0	0
Intimidation	0	0	0	0
Stalking	0	0	0	0
<b>Crimes Against Property</b>				
Arson	0	0	0	0
Bribery	0	0	0	0
Burglary	0	0	0	0
Counterfeiting/Forgery	0	0	0	0
Destruction/Damage/Vandalism	0	0	0	0
Embezzlement	0	0	0	0
Extortion/Blackmail	0	0	0	0
Fraud - False Pretenses	0	0	0	0
Fraud - Credit Card/ATM	0	0	0	0
Fraud - Impersonation	0	0	0	0
Fraud - Welfare	0	0	0	0
Fraud - Wire	0	0	0	0
Motor Vehicle Theft	0	0	0	0
Robbery	0	0	0	0
Stolen Property Offense	0	0	0	0
Theft - Pocket Picking	0	0	0	0
Theft - Purse Snatching	0	0	0	0
Theft - Shoplifting	0	0	0	0
Theft from Building	0	0	0	0
Theft from Coin Machine	0	0	0	0
Theft from Motor Vehicle	0	0	0	0
Theft of Motor Vehicle Parts	0	0	0	0
Theft - All Other Larceny	0	0	0	0
<b>Crimes Against Society</b>				
Drug/Narcotic Violations	70	70	85	1
Drug/Narcotic Equipment Violations	36	35	14	0
Gambling-Betting/Wagering	0	0	1	0
Gambling-Operating/Promoting	1	1	0	0
Gambling-Equipment Violation	2	2	1	0
Gambling-Sports Tampering	0	0	0	0
Pornography/Obscene Materials	0	0	0	0
Prostitution	0	0	0	0
Prostitution-Assisting/Promoting	0	0	0	0
Weapon Law Violations	4	4	1	0
<b>Total Group A Offenses</b>	<b>114</b>	<b>113</b>	<b>102</b>	<b>1</b>



# 27th Judicial Drug Task Force

## Offense Overview

Offense Total	61
Number Cleared	50
Percent Cleared	82.0%

## Arrest Overview

Total Arrests	34
Adult Arrests	34
Juvenile Arrests	0
Unknown Age	0

Avg. number offenses/incident 1.15

### Domestic Violence Victims

Offense	Total	Arrests
Murder	0	0
Aggravated Assault	0	0
Simple Assault	0	0
Intimidation	0	0
Stalking	0	0
Forcible Rape	0	0
Forcible Sodomy	0	0
Sexual Assault w/Object	0	0
Forcible Fondling	0	0
Incest	0	0
Statutory Rape	0	0
Kidnapping/Abduction	0	0
<b>Total</b>	<b>0</b>	<b>0</b>

### TIBRS Group B Arrests

Offense	Adult	Juvenile
Bad Checks	0	0
Curfew/Vagrancy	0	0
Disorderly Conduct	0	0
DUI	0	0
Drunkenness	0	0
Family-Non Violent	0	0
Liquor Law Violation	0	0
Peeping Tom	0	0
Runaway	0	0
Trespass	0	0
All Other Offense	2	0
<b>Total Group B</b>	<b>2</b>	<b>0</b>

TIBRS Group A Offenses	Offenses		Arrests	
	Reported	Cleared	Adult	Juvenile
<b>Crimes Against Persons</b>				
Murder	0	0	0	0
Negligent Manslaughter	0	0	0	0
Kidnapping/Abduction	0	0	0	0
Forcible Rape	0	0	0	0
Forcible Sodomy	0	0	0	0
Sexual Assault w/Object	0	0	0	0
Forcible Fondling	0	0	0	0
Incest	0	0	0	0
Statutory Rape	0	0	0	0
Aggravated Assault	0	0	0	0
Simple Assault	0	0	0	0
Intimidation	0	0	0	0
Stalking	0	0	0	0
<b>Crimes Against Property</b>				
Arson	0	0	0	0
Bribery	0	0	0	0
Burglary	0	0	0	0
Counterfeiting/Forgery	0	0	0	0
Destruction/Damage/Vandalism	0	0	0	0
Embezzlement	0	0	0	0
Extortion/Blackmail	0	0	0	0
Fraud - False Pretenses	0	0	0	0
Fraud - Credit Card/ATM	0	0	0	0
Fraud - Impersonation	0	0	0	0
Fraud - Welfare	0	0	0	0
Fraud - Wire	0	0	0	0
Motor Vehicle Theft	0	0	0	0
Robbery	0	0	0	0
Stolen Property Offense	0	0	0	0
Theft - Pocket Picking	0	0	0	0
Theft - Purse Snatching	0	0	0	0
Theft - Shoplifting	0	0	0	0
Theft from Building	0	0	0	0
Theft from Coin Machine	0	0	0	0
Theft from Motor Vehicle	0	0	0	0
Theft of Motor Vehicle Parts	0	0	0	0
Theft - All Other Larceny	0	0	0	0
<b>Crimes Against Society</b>				
Drug/Narcotic Violations	52	42	31	0
Drug/Narcotic Equipment Violations	7	7	1	0
Gambling-Betting/Wagering	0	0	0	0
Gambling-Operating/Promoting	0	0	0	0
Gambling-Equipment Violation	0	0	0	0
Gambling-Sports Tampering	0	0	0	0
Pornography/Obscene Materials	0	0	0	0
Prostitution	0	0	0	0
Prostitution-Assisting/Promoting	0	0	0	0
Weapon Law Violations	2	1	0	0
<b>Total Group A Offenses</b>	<b>61</b>	<b>50</b>	<b>32</b>	<b>0</b>



# 31st Judicial Drug Task Force

## Offense Overview

Offense Total	27
Number Cleared	24
Percent Cleared	88.9%

## Arrest Overview

Total Arrests	25
Adult Arrests	24
Juvenile Arrests	0
Unknown Age	1

Avg. number offenses/incident 1.04

### Domestic Violence Victims

Offense	Total	Arrests
Murder	0	0
Aggravated Assault	0	0
Simple Assault	0	0
Intimidation	0	0
Stalking	0	0
Forcible Rape	2	2
Forcible Sodomy	2	2
Sexual Assault w/Object	0	0
Forcible Fondling	1	1
Incest	0	0
Statutory Rape	0	0
Kidnapping/Abduction	0	0
<b>Total</b>	<b>5</b>	<b>5</b>

### TIBRS Group B Arrests

Offense	Adult	Juvenile
Bad Checks	0	0
Curfew/Vagrancy	0	0
Disorderly Conduct	0	0
DUI	0	0
Drunkenness	0	0
Family-Non Violent	0	0
Liquor Law Violation	0	0
Peeping Tom	0	0
Runaway	0	0
Trespass	0	0
All Other Offense	0	0
<b>Total Group B</b>	<b>0</b>	<b>0</b>

TIBRS Group A Offenses	Offenses		Arrests	
	Reported	Cleared	Adult	Juvenile
<b>Crimes Against Persons</b>				
Murder	1	1	1	0
Negligent Manslaughter	0	0	0	0
Kidnapping/Abduction	0	0	0	0
Forcible Rape	3	3	3	0
Forcible Sodomy	4	4	3	0
Sexual Assault w/Object	0	0	0	0
Forcible Fondling	2	2	1	0
Incest	0	0	0	0
Statutory Rape	0	0	0	0
Aggravated Assault	0	0	0	0
Simple Assault	0	0	0	0
Intimidation	0	0	0	0
Stalking	0	0	0	0
<b>Crimes Against Property</b>				
Arson	0	0	0	0
Bribery	0	0	0	0
Burglary	0	0	0	0
Counterfeiting/Forgery	1	1	1	0
Destruction/Damage/Vandalism	0	0	0	0
Embezzlement	0	0	0	0
Extortion/Blackmail	0	0	0	0
Fraud - False Pretenses	0	0	0	0
Fraud - Credit Card/ATM	0	0	0	0
Fraud - Impersonation	0	0	0	0
Fraud - Welfare	0	0	0	0
Fraud - Wire	0	0	0	0
Motor Vehicle Theft	0	0	0	0
Robbery	0	0	0	0
Stolen Property Offense	0	0	0	0
Theft - Pocket Picking	0	0	0	0
Theft - Purse Snatching	0	0	0	0
Theft - Shoplifting	0	0	0	0
Theft from Building	0	0	0	0
Theft from Coin Machine	0	0	0	0
Theft from Motor Vehicle	0	0	0	0
Theft of Motor Vehicle Parts	0	0	0	0
Theft - All Other Larceny	0	0	0	0
<b>Crimes Against Society</b>				
Drug/Narcotic Violations	16	13	15	0
Drug/Narcotic Equipment Violations	0	0	0	0
Gambling-Betting/Wagering	0	0	0	0
Gambling-Operating/Promoting	0	0	0	0
Gambling-Equipment Violation	0	0	0	0
Gambling-Sports Tampering	0	0	0	0
Pornography/Obscene Materials	0	0	0	0
Prostitution	0	0	0	0
Prostitution-Assisting/Promoting	0	0	0	0
Weapon Law Violations	0	0	0	0
<b>Total Group A Offenses</b>	<b>27</b>	<b>24</b>	<b>24</b>	<b>0</b>



# West Tennessee Drug Task Force

## Offense Overview

Offense Total	101
Number Cleared	101
Percent Cleared	100.0%

## Arrest Overview

Total Arrests	130
Adult Arrests	130
Juvenile Arrests	0
Unknown Age	0

Avg. number offenses/incident                      1.13

### Domestic Violence Victims

Offense	Total	Arrests
Murder	0	0
Aggravated Assault	0	0
Simple Assault	0	0
Intimidation	0	0
Stalking	0	0
Forcible Rape	0	0
Forcible Sodomy	0	0
Sexual Assault w/Object	0	0
Forcible Fondling	0	0
Incest	0	0
Statutory Rape	0	0
Kidnapping/Abduction	0	0
<b>Total</b>	<b>0</b>	<b>0</b>

### TIBRS Group B Arrests

Offense	Adult	Juvenile
Bad Checks	0	0
Curfew/Vagrancy	0	0
Disorderly Conduct	0	0
DUI	0	0
Drunkenness	0	0
Family-Non Violent	0	0
Liquor Law Violation	0	0
Peeping Tom	0	0
Runaway	0	0
Trespass	0	0
All Other Offense	0	0
<b>Total Group B</b>	<b>0</b>	<b>0</b>

TIBRS Group A Offenses	Offenses		Arrests	
	Reported	Cleared	Adult	Juvenile
<b>Crimes Against Persons</b>				
Murder	0	0	0	0
Negligent Manslaughter	0	0	0	0
Kidnapping/Abduction	0	0	0	0
Forcible Rape	0	0	0	0
Forcible Sodomy	0	0	0	0
Sexual Assault w/Object	0	0	0	0
Forcible Fondling	0	0	0	0
Incest	0	0	0	0
Statutory Rape	0	0	0	0
Aggravated Assault	0	0	0	0
Simple Assault	0	0	0	0
Intimidation	0	0	0	0
Stalking	0	0	0	0
<b>Crimes Against Property</b>				
Arson	0	0	0	0
Bribery	0	0	0	0
Burglary	0	0	0	0
Counterfeiting/Forgery	0	0	0	0
Destruction/Damage/Vandalism	0	0	0	0
Embezzlement	0	0	0	0
Extortion/Blackmail	0	0	0	0
Fraud - False Pretenses	0	0	0	0
Fraud - Credit Card/ATM	0	0	0	0
Fraud - Impersonation	0	0	0	0
Fraud - Welfare	0	0	0	0
Fraud - Wire	0	0	0	0
Motor Vehicle Theft	0	0	0	0
Robbery	1	1	4	0
Stolen Property Offense	0	0	0	0
Theft - Pocket Picking	0	0	0	0
Theft - Purse Snatching	0	0	0	0
Theft - Shoplifting	0	0	0	0
Theft from Building	0	0	0	0
Theft from Coin Machine	0	0	0	0
Theft from Motor Vehicle	0	0	0	0
Theft of Motor Vehicle Parts	0	0	0	0
Theft - All Other Larceny	2	2	2	0
<b>Crimes Against Society</b>				
Drug/Narcotic Violations	84	84	111	0
Drug/Narcotic Equipment Violations	10	10	12	0
Gambling-Betting/Wagering	0	0	0	0
Gambling-Operating/Promoting	0	0	0	0
Gambling-Equipment Violation	0	0	0	0
Gambling-Sports Tampering	0	0	0	0
Pornography/Obscene Materials	0	0	0	0
Prostitution	0	0	0	0
Prostitution-Assisting/Promoting	0	0	0	0
Weapon Law Violations	4	4	1	0
<b>Total Group A Offenses</b>	<b>101</b>	<b>101</b>	<b>130</b>	<b>0</b>





**Colleges  
and  
Universities**

**2002**



# Austin Peay State University

<b>2002 Campus Population</b>	<b>6,202</b>
<b>Offense Overview</b>	
Offense Total	139
Number Cleared	60
Percent Cleared	43.2%
Group A Crimes per 100,000 population	2,241.2

<b>Arrest Overview</b>	
Total Arrests	60
Adult Arrests	55
Juvenile Arrests	4
Unknown Age	1
Arrests per 100,000 population	967.4
Avg. number offenses/incident	1.09

<b>Domestic Violence Victims</b>		
Offense	Total	Arrests
Murder	0	0
Aggravated Assault	0	0
Simple Assault	3	3
Intimidation	0	0
Stalking	0	0
Forcible Rape	0	0
Forcible Sodomy	0	0
Sexual Assault w/Object	0	0
Forcible Fondling	0	0
Incest	0	0
Statutory Rape	0	0
Kidnapping/Abduction	0	0
<b>Total</b>	<b>3</b>	<b>3</b>

<b>TIBRS Group B Arrests</b>		
Offense	Adult	Juvenile
Bad Checks	0	0
Curfew/Vagrancy	0	0
Disorderly Conduct	0	0
DUI	8	0
Drunkenness	1	0
Family-Non Violent	1	0
Liquor Law Violation	4	0
Peeping Tom	0	0
Runaway	0	0
Trespass	5	0
All Other Offense	4	0
<b>Total Group B</b>	<b>23</b>	<b>0</b>

<b>TIBRS Group A Offenses</b>	<b>Offenses</b>		<b>Arrests</b>	
	Reported	Cleared	Adult	Juvenile
<b>Crimes Against Persons</b>				
Murder	0	0	0	0
Negligent Manslaughter	0	0	0	0
Kidnapping/Abduction	0	0	0	0
Forcible Rape	0	0	0	0
Forcible Sodomy	0	0	0	0
Sexual Assault w/Object	0	0	0	0
Forcible Fondling	1	1	0	0
Incest	0	0	0	0
Statutory Rape	0	0	0	0
Aggravated Assault	3	2	2	0
Simple Assault	25	24	9	0
Intimidation	3	1	0	0
Stalking	0	0	0	0
<b>Crimes Against Property</b>				
Arson	0	0	0	0
Bribery	0	0	0	0
Burglary	4	1	1	0
Counterfeiting/Forgery	1	0	0	0
Destruction/Damage/Vandalism	15	2	1	4
Embezzlement	0	0	0	0
Extortion/Blackmail	0	0	0	0
Fraud - False Pretenses	0	0	0	0
Fraud - Credit Card/ATM	0	0	0	0
Fraud - Impersonation	0	0	0	0
Fraud - Welfare	0	0	0	0
Fraud - Wire	0	0	0	0
Motor Vehicle Theft	1	0	0	0
Robbery	0	0	0	0
Stolen Property Offense	1	1	1	0
Theft - Pocket Picking	0	0	0	0
Theft - Purse Snatching	0	0	0	0
Theft - Shoplifting	0	0	0	0
Theft from Building	31	2	0	0
Theft from Coin Machine	0	0	0	0
Theft from Motor Vehicle	15	3	3	0
Theft of Motor Vehicle Parts	10	1	1	0
Theft - All Other Larceny	8	3	0	0
<b>Crimes Against Society</b>				
Drug/Narcotic Violations	12	11	12	0
Drug/Narcotic Equipment Violations	7	7	1	0
Gambling-Betting/Wagering	0	0	0	0
Gambling-Operating/Promoting	0	0	0	0
Gambling-Equipment Violation	0	0	0	0
Gambling-Sports Tampering	0	0	0	0
Pornography/Obscene Materials	0	0	0	0
Prostitution	0	0	0	0
Prostitution-Assisting/Promoting	1	0	0	0
Weapon Law Violations	1	1	1	0
<b>Total Group A Offenses</b>	<b>139</b>	<b>60</b>	<b>32</b>	<b>4</b>



# Chattanooga State Technical Community College

<b>2002 Campus Population</b>	<b>5,896</b>
<b>Offense Overview</b>	
Offense Total	43
Number Cleared	0
Percent Cleared	0.0%
Group A Crimes per 100,000 population	729.3
<b>Arrest Overview</b>	
Total Arrests	0
Adult Arrests	0
Juvenile Arrests	0
Unknown Age	0
Arrests per 100,000 population	0.0
Avg. number offenses/incident	1.00

Domestic Violence Victims		
Offense	Total	Arrests
Murder	0	0
Aggravated Assault	0	0
Simple Assault	0	0
Intimidation	0	0
Stalking	0	0
Forcible Rape	0	0
Forcible Sodomy	0	0
Sexual Assault w/Object	0	0
Forcible Fondling	0	0
Incest	0	0
Statutory Rape	0	0
Kidnapping/Abduction	0	0
<b>Total</b>	<b>0</b>	<b>0</b>

TIBRS Group B Arrests		
Offense	Adult	Juvenile
Bad Checks	0	0
Curfew/Vagrancy	0	0
Disorderly Conduct	0	0
DUI	0	0
Drunkenness	0	0
Family-Non Violent	0	0
Liquor Law Violation	0	0
Peeping Tom	0	0
Runaway	0	0
Trespass	0	0
All Other Offense	0	0
<b>Total Group B</b>	<b>0</b>	<b>0</b>

TIBRS Group A Offenses	Offenses		Arrests	
	Reported	Cleared	Adult	Juvenile
<b>Crimes Against Persons</b>				
Murder	0	0	0	0
Negligent Manslaughter	0	0	0	0
Kidnapping/Abduction	0	0	0	0
Forcible Rape	0	0	0	0
Forcible Sodomy	0	0	0	0
Sexual Assault w/Object	0	0	0	0
Forcible Fondling	0	0	0	0
Incest	0	0	0	0
Statutory Rape	0	0	0	0
Aggravated Assault	0	0	0	0
Simple Assault	3	0	0	0
Intimidation	3	0	0	0
Stalking	0	0	0	0
<b>Crimes Against Property</b>				
Arson	0	0	0	0
Bribery	0	0	0	0
Burglary	0	0	0	0
Counterfeiting/Forgery	0	0	0	0
Destruction/Damage/Vandalism	3	0	0	0
Embezzlement	0	0	0	0
Extortion/Blackmail	0	0	0	0
Fraud - False Pretenses	0	0	0	0
Fraud - Credit Card/ATM	0	0	0	0
Fraud - Impersonation	0	0	0	0
Fraud - Welfare	0	0	0	0
Fraud - Wire	0	0	0	0
Motor Vehicle Theft	0	0	0	0
Robbery	0	0	0	0
Stolen Property Offense	0	0	0	0
Theft - Pocket Picking	0	0	0	0
Theft - Purse Snatching	0	0	0	0
Theft - Shoplifting	0	0	0	0
Theft from Building	19	0	0	0
Theft from Coin Machine	0	0	0	0
Theft from Motor Vehicle	5	0	0	0
Theft of Motor Vehicle Parts	6	0	0	0
Theft - All Other Larceny	2	0	0	0
<b>Crimes Against Society</b>				
Drug/Narcotic Violations	0	0	0	0
Drug/Narcotic Equipment Violations	0	0	0	0
Gambling-Betting/Wagering	0	0	0	0
Gambling-Operating/Promoting	0	0	0	0
Gambling-Equipment Violation	0	0	0	0
Gambling-Sports Tampering	0	0	0	0
Pornography/Obscene Materials	0	0	0	0
Prostitution	0	0	0	0
Prostitution-Assisting/Promoting	0	0	0	0
Weapon Law Violations	2	0	0	0
<b>Total Group A Offenses</b>	<b>43</b>	<b>0</b>	<b>0</b>	<b>0</b>





# Cleveland State Community College

<b>2002 Campus Population</b>	<b>2,408</b>
<b>Offense Overview</b>	
Offense Total	0
Number Cleared	0
Percent Cleared	#DIV/0!
Group A Crimes per 100,000 population	0.0
<b>Arrest Overview</b>	
Total Arrests	0
Adult Arrests	0
Juvenile Arrests	0
Unknown Age	0
Arrests per 100,000 population	0.0
Avg. number offenses/incident	0.00

Domestic Violence Victims		
Offense	Total	Arrests
Murder	0	0
Aggravated Assault	0	0
Simple Assault	0	0
Intimidation	0	0
Stalking	0	0
Forcible Rape	0	0
Forcible Sodomy	0	0
Sexual Assault w/Object	0	0
Forcible Fondling	0	0
Incest	0	0
Statutory Rape	0	0
Kidnapping/Abduction	0	0
<b>Total</b>	<b>0</b>	<b>0</b>

TIBRS Group B Arrests		
Offense	Adult	Juvenile
Bad Checks	0	0
Curfew/Vagrancy	0	0
Disorderly Conduct	0	0
DUI	0	0
Drunkenness	0	0
Family-Non Violent	0	0
Liquor Law Violation	0	0
Peeping Tom	0	0
Runaway	0	0
Trespass	0	0
All Other Offense	0	0
<b>Total Group B</b>	<b>0</b>	<b>0</b>

TIBRS Group A Offenses	Offenses		Arrests	
	Reported	Cleared	Adult	Juvenile
<b>Crimes Against Persons</b>				
Murder	0	0	0	0
Negligent Manslaughter	0	0	0	0
Kidnapping/Abduction	0	0	0	0
Forcible Rape	0	0	0	0
Forcible Sodomy	0	0	0	0
Sexual Assault w/Object	0	0	0	0
Forcible Fondling	0	0	0	0
Incest	0	0	0	0
Statutory Rape	0	0	0	0
Aggravated Assault	0	0	0	0
Simple Assault	0	0	0	0
Intimidation	0	0	0	0
Stalking	0	0	0	0
<b>Crimes Against Property</b>				
Arson	0	0	0	0
Bribery	0	0	0	0
Burglary	0	0	0	0
Counterfeiting/Forgery	0	0	0	0
Destruction/Damage/Vandalism	0	0	0	0
Embezzlement	0	0	0	0
Extortion/Blackmail	0	0	0	0
Fraud - False Pretenses	0	0	0	0
Fraud - Credit Card/ATM	0	0	0	0
Fraud - Impersonation	0	0	0	0
Fraud - Welfare	0	0	0	0
Fraud - Wire	0	0	0	0
Motor Vehicle Theft	0	0	0	0
Robbery	0	0	0	0
Stolen Property Offense	0	0	0	0
Theft - Pocket Picking	0	0	0	0
Theft - Purse Snatching	0	0	0	0
Theft - Shoplifting	0	0	0	0
Theft from Building	0	0	0	0
Theft from Coin Machine	0	0	0	0
Theft from Motor Vehicle	0	0	0	0
Theft of Motor Vehicle Parts	0	0	0	0
Theft - All Other Larceny	0	0	0	0
<b>Crimes Against Society</b>				
Drug/Narcotic Violations	0	0	0	0
Drug/Narcotic Equipment Violations	0	0	0	0
Gambling-Betting/Wagering	0	0	0	0
Gambling-Operating/Promoting	0	0	0	0
Gambling-Equipment Violation	0	0	0	0
Gambling-Sports Tampering	0	0	0	0
Pornography/Obscene Materials	0	0	0	0
Prostitution	0	0	0	0
Prostitution-Assisting/Promoting	0	0	0	0
Weapon Law Violations	0	0	0	0
<b>Total Group A Offenses</b>	<b>0</b>	<b>0</b>	<b>0</b>	<b>0</b>



# Dyersburg State Community College

<b>2002 Campus Population</b>	<b>1,546</b>
<b>Offense Overview</b>	
Offense Total	12
Number Cleared	1
Percent Cleared	8.3%
Group A Crimes per 100,000 population	776.2
<b>Arrest Overview</b>	
Total Arrests	1
Adult Arrests	1
Juvenile Arrests	0
Unknown Age	0
Arrests per 100,000 population	64.7
Avg. number offenses/incident	1.2

Domestic Violence Victims		
Offense	Total	Arrests
Murder	0	0
Aggravated Assault	0	0
Simple Assault	0	0
Intimidation	0	0
Stalking	0	0
Forcible Rape	0	0
Forcible Sodomy	0	0
Sexual Assault w/Object	0	0
Forcible Fondling	0	0
Incest	0	0
Statutory Rape	0	0
Kidnapping/Abduction	0	0
<b>Total</b>	<b>0</b>	<b>0</b>

TIBRS Group B Arrests		
Offense	Adult	Juvenile
Bad Checks	0	0
Curfew/Vagrancy	0	0
Disorderly Conduct	0	0
DUI	0	0
Drunkenness	0	0
Family-Non Violent	0	0
Liquor Law Violation	0	0
Peeping Tom	0	0
Runaway	0	0
Trespass	0	0
All Other Offense	0	0
<b>Total Group B</b>	<b>0</b>	<b>0</b>

TIBRS Group A Offenses	Offenses		Arrests	
	Reported	Cleared	Adult	Juvenile
<b>Crimes Against Persons</b>				
Murder	0	0	0	0
Negligent Manslaughter	0	0	0	0
Kidnapping/Abduction	0	0	0	0
Forcible Rape	0	0	0	0
Forcible Sodomy	0	0	0	0
Sexual Assault w/Object	0	0	0	0
Forcible Fondling	0	0	0	0
Incest	0	0	0	0
Statutory Rape	0	0	0	0
Aggravated Assault	0	0	0	0
Simple Assault	0	0	0	0
Intimidation	1	0	0	0
Stalking	1	0	0	0
<b>Crimes Against Property</b>				
Arson	0	0	0	0
Bribery	0	0	0	0
Burglary	0	0	0	0
Counterfeiting/Forgery	0	0	0	0
Destruction/Damage/Vandalism	5	1	1	0
Embezzlement	0	0	0	0
Extortion/Blackmail	0	0	0	0
Fraud - False Pretenses	0	0	0	0
Fraud - Credit Card/ATM	0	0	0	0
Fraud - Impersonation	0	0	0	0
Fraud - Welfare	0	0	0	0
Fraud - Wire	0	0	0	0
Motor Vehicle Theft	0	0	0	0
Robbery	0	0	0	0
Stolen Property Offense	0	0	0	0
Theft - Pocket Picking	0	0	0	0
Theft - Purse Snatching	0	0	0	0
Theft - Shoplifting	0	0	0	0
Theft from Building	1	0	0	0
Theft from Coin Machine	0	0	0	0
Theft from Motor Vehicle	2	0	0	0
Theft of Motor Vehicle Parts	1	0	0	0
Theft - All Other Larceny	1	0	0	0
<b>Crimes Against Society</b>				
Drug/Narcotic Violations	0	0	0	0
Drug/Narcotic Equipment Violations	0	0	0	0
Gambling-Betting/Wagering	0	0	0	0
Gambling-Operating/Promoting	0	0	0	0
Gambling-Equipment Violation	0	0	0	0
Gambling-Sports Tampering	0	0	0	0
Pornography/Obscene Materials	0	0	0	0
Prostitution	0	0	0	0
Prostitution-Assisting/Promoting	0	0	0	0
Weapon Law Violations	0	0	0	0
<b>Total Group A Offenses</b>	<b>12</b>	<b>1</b>	<b>1</b>	<b>0</b>



# East Tennessee State University

<b>2002 Campus Population</b>	<b>11,499</b>
<b>Offense Overview</b>	
Offense Total	333
Number Cleared	73
Percent Cleared	21.9%
Group A Crimes per 100,000 population	2,895.9

<b>Arrest Overview</b>	
Total Arrests	96
Adult Arrests	88
Juvenile Arrests	8
Unknown Age	0
Arrests per 100,000 population	834.9
Avg. number offenses/incident	1.09

<b>Domestic Violence Victims</b>		
Offense	Total	Arrests
Murder	0	0
Aggravated Assault	0	0
Simple Assault	3	2
Intimidation	0	0
Stalking	0	0
Forcible Rape	0	0
Forcible Sodomy	0	0
Sexual Assault w/Object	0	0
Forcible Fondling	0	0
Incest	0	0
Statutory Rape	0	0
Kidnapping/Abduction	0	0
<b>Total</b>	<b>3</b>	<b>2</b>

<b>TIBRS Group B Arrests</b>		
Offense	Adult	Juvenile
Bad Checks	0	0
Curfew/Vagrancy	0	0
Disorderly Conduct	2	0
DUI	11	0
Drunkenness	16	0
Family-Non Violent	0	0
Liquor Law Violation	11	0
Peeping Tom	0	0
Runaway	0	0
Trespass	1	1
All Other Offense	4	2
<b>Total Group B</b>	<b>45</b>	<b>3</b>

<b>TIBRS Group A Offenses</b>	<b>Offenses</b>		<b>Arrests</b>	
	Reported	Cleared	Adult	Juvenile
<b>Crimes Against Persons</b>				
Murder	0	0	0	0
Negligent Manslaughter	0	0	0	0
Kidnapping/Abduction	0	0	0	0
Forcible Rape	0	0	0	0
Forcible Sodomy	0	0	0	0
Sexual Assault w/Object	0	0	0	0
Forcible Fondling	0	0	0	0
Incest	0	0	0	0
Statutory Rape	0	0	0	0
Aggravated Assault	1	1	1	0
Simple Assault	14	10	6	2
Intimidation	38	11	2	0
Stalking	3	1	0	0
<b>Crimes Against Property</b>				
Arson	0	0	0	0
Bribery	0	0	0	0
Burglary	38	7	8	0
Counterfeiting/Forgery	0	0	0	0
Destruction/Damage/Vandalism	84	13	5	0
Embezzlement	0	0	0	0
Extortion/Blackmail	0	0	0	0
Fraud - False Pretenses	2	0	0	0
Fraud - Credit Card/ATM	0	0	0	0
Fraud - Impersonation	0	0	0	0
Fraud - Welfare	0	0	0	0
Fraud - Wire	0	0	0	0
Motor Vehicle Theft	0	0	0	0
Robbery	4	1	0	1
Stolen Property Offense	1	1	0	0
Theft - Pocket Picking	0	0	0	0
Theft - Purse Snatching	0	0	0	0
Theft - Shoplifting	0	0	0	0
Theft from Building	81	5	5	0
Theft from Coin Machine	2	2	1	0
Theft from Motor Vehicle	21	1	1	0
Theft of Motor Vehicle Parts	16	0	0	0
Theft - All Other Larceny	9	1	1	0
<b>Crimes Against Society</b>				
Drug/Narcotic Violations	9	9	7	1
Drug/Narcotic Equipment Violations	7	7	5	0
Gambling-Betting/Wagering	0	0	0	0
Gambling-Operating/Promoting	0	0	0	0
Gambling-Equipment Violation	0	0	0	0
Gambling-Sports Tampering	0	0	0	0
Pornography/Obscene Materials	0	0	0	0
Prostitution	0	0	0	0
Prostitution-Assisting/Promoting	0	0	0	0
Weapon Law Violations	3	3	1	1
<b>Total Group A Offenses</b>	<b>333</b>	<b>73</b>	<b>43</b>	<b>5</b>



# Jackson State Community College

<b>2002 Campus Population</b>	<b>3,624</b>
<b>Offense Overview</b>	
Offense Total	14
Number Cleared	0
Percent Cleared	0.0%
Group A Crimes per 100,000 population	386.3
<b>Arrest Overview</b>	
Total Arrests	0
Adult Arrests	0
Juvenile Arrests	0
Unknown Age	0
Arrests per 100,000 population	0.0
Avg. number offenses/incident	1.00

Domestic Violence Victims		
Offense	Total	Arrests
Murder	0	0
Aggravated Assault	0	0
Simple Assault	0	0
Intimidation	0	0
Stalking	0	0
Forcible Rape	0	0
Forcible Sodomy	0	0
Sexual Assault w/Object	0	0
Forcible Fondling	0	0
Incest	0	0
Statutory Rape	0	0
Kidnapping/Abduction	0	0
<b>Total</b>	<b>0</b>	<b>0</b>

TIBRS Group B Arrests		
Offense	Adult	Juvenile
Bad Checks	0	0
Curfew/Vagrancy	0	0
Disorderly Conduct	0	0
DUI	0	0
Drunkenness	0	0
Family-Non Violent	0	0
Liquor Law Violation	0	0
Peeping Tom	0	0
Runaway	0	0
Trespass	0	0
All Other Offense	0	0
<b>Total Group B</b>	<b>0</b>	<b>0</b>

TIBRS Group A Offenses	Offenses		Arrests	
	Reported	Cleared	Adult	Juvenile
<b>Crimes Against Persons</b>				
Murder	0	0	0	0
Negligent Manslaughter	0	0	0	0
Kidnapping/Abduction	0	0	0	0
Forcible Rape	0	0	0	0
Forcible Sodomy	0	0	0	0
Sexual Assault w/Object	0	0	0	0
Forcible Fondling	0	0	0	0
Incest	0	0	0	0
Statutory Rape	0	0	0	0
Aggravated Assault	0	0	0	0
Simple Assault	0	0	0	0
Intimidation	0	0	0	0
Stalking	0	0	0	0
<b>Crimes Against Property</b>				
Arson	0	0	0	0
Bribery	0	0	0	0
Burglary	0	0	0	0
Counterfeiting/Forgery	0	0	0	0
Destruction/Damage/Vandalism	1	0	0	0
Embezzlement	0	0	0	0
Extortion/Blackmail	0	0	0	0
Fraud - False Pretenses	0	0	0	0
Fraud - Credit Card/ATM	0	0	0	0
Fraud - Impersonation	0	0	0	0
Fraud - Welfare	0	0	0	0
Fraud - Wire	0	0	0	0
Motor Vehicle Theft	0	0	0	0
Robbery	0	0	0	0
Stolen Property Offense	0	0	0	0
Theft - Pocket Picking	0	0	0	0
Theft - Purse Snatching	0	0	0	0
Theft - Shoplifting	0	0	0	0
Theft from Building	10	0	0	0
Theft from Coin Machine	0	0	0	0
Theft from Motor Vehicle	2	0	0	0
Theft of Motor Vehicle Parts	1	0	0	0
Theft - All Other Larceny	0	0	0	0
<b>Crimes Against Society</b>				
Drug/Narcotic Violations	0	0	0	0
Drug/Narcotic Equipment Violations	0	0	0	0
Gambling-Betting/Wagering	0	0	0	0
Gambling-Operating/Promoting	0	0	0	0
Gambling-Equipment Violation	0	0	0	0
Gambling-Sports Tampering	0	0	0	0
Pornography/Obscene Materials	0	0	0	0
Prostitution	0	0	0	0
Prostitution-Assisting/Promoting	0	0	0	0
Weapon Law Violations	0	0	0	0
<b>Total Group A Offenses</b>	<b>14</b>	<b>0</b>	<b>0</b>	<b>0</b>



# Middle Tennessee State University

<b>2002 Campus Population</b>	<b>20,012</b>
<b>Offense Overview</b>	
Offense Total	357
Number Cleared	77
Percent Cleared	21.6%
Group A Crimes per 100,000 population	1,783.9

<b>Arrest Overview</b>	
Total Arrests	133
Adult Arrests	130
Juvenile Arrests	3
Unknown Age	0
Arrests per 100,000 population	664.6
Avg. number offenses/incident	1.05

<b>Domestic Violence Victims</b>		
Offense	Total	Arrests
Murder	0	0
Aggravated Assault	1	0
Simple Assault	2	2
Intimidation	3	0
Stalking	0	0
Forcible Rape	0	0
Forcible Sodomy	0	0
Sexual Assault w/Object	0	0
Forcible Fondling	0	0
Incest	0	0
Statutory Rape	0	0
Kidnapping/Abduction	0	0
<b>Total</b>	<b>6</b>	<b>2</b>

<b>TIBRS Group B Arrests</b>		
Offense	Adult	Juvenile
Bad Checks	0	0
Curfew/Vagrancy	0	0
Disorderly Conduct	2	0
DUI	33	0
Drunkenness	18	0
Family-Non Violent	0	0
Liquor Law Violation	17	0
Peeping Tom	0	0
Runaway	0	0
Trespass	9	1
All Other Offense	17	0
<b>Total Group B</b>	<b>96</b>	<b>1</b>

<b>TIBRS Group A Offenses</b>	<b>Offenses</b>		<b>Arrests</b>	
	Reported	Cleared	Adult	Juvenile
<b>Crimes Against Persons</b>				
Murder	0	0	0	0
Negligent Manslaughter	0	0	0	0
Kidnapping/Abduction	0	0	0	0
Forcible Rape	0	0	0	0
Forcible Sodomy	0	0	0	0
Sexual Assault w/Object	0	0	0	0
Forcible Fondling	0	0	0	0
Incest	0	0	0	0
Statutory Rape	0	0	0	0
Aggravated Assault	5	2	1	0
Simple Assault	19	7	4	0
Intimidation	24	4	1	0
Stalking	0	0	0	0
<b>Crimes Against Property</b>				
Arson	3	0	0	0
Bribery	0	0	0	0
Burglary	39	9	8	0
Counterfeiting/Forgery	4	3	1	0
Destruction/Damage/Vandalism	75	9	5	1
Embezzlement	0	0	0	0
Extortion/Blackmail	0	0	0	0
Fraud - False Pretenses	0	0	0	0
Fraud - Credit Card/ATM	2	1	1	0
Fraud - Impersonation	0	0	0	0
Fraud - Welfare	0	0	0	0
Fraud - Wire	0	0	0	0
Motor Vehicle Theft	3	0	0	0
Robbery	2	0	0	0
Stolen Property Offense	0	0	0	0
Theft - Pocket Picking	1	0	0	0
Theft - Purse Snatching	0	0	0	0
Theft - Shoplifting	0	0	0	0
Theft from Building	76	8	4	1
Theft from Coin Machine	1	0	0	0
Theft from Motor Vehicle	23	0	0	0
Theft of Motor Vehicle Parts	15	7	1	0
Theft - All Other Larceny	41	5	0	0
<b>Crimes Against Society</b>				
Drug/Narcotic Violations	11	9	4	0
Drug/Narcotic Equipment Violations	11	11	2	0
Gambling-Betting/Wagering	0	0	0	0
Gambling-Operating/Promoting	0	0	0	0
Gambling-Equipment Violation	0	0	0	0
Gambling-Sports Tampering	0	0	0	0
Pornography/Obscene Materials	0	0	0	0
Prostitution	0	0	0	0
Prostitution-Assisting/Promoting	0	0	0	0
Weapon Law Violations	2	2	2	0
<b>Total Group A Offenses</b>	<b>357</b>	<b>77</b>	<b>34</b>	<b>2</b>



# Southwest Tennessee Community College

<b>2002 Campus Population</b>	<b>9,508</b>
<b>Offense Overview</b>	
Offense Total	133
Number Cleared	2
Percent Cleared	1.5%
Group A Crimes per 100,000 population	1,398.8
<b>Arrest Overview</b>	
Total Arrests	7
Adult Arrests	5
Juvenile Arrests	2
Unknown Age	0
Arrests per 100,000 population	73.6
Avg. number offenses/incident	1.05

Domestic Violence Victims		
Offense	Total	Arrests
Murder	0	0
Aggravated Assault	0	0
Simple Assault	1	0
Intimidation	0	0
Stalking	1	0
Forcible Rape	0	0
Forcible Sodomy	0	0
Sexual Assault w/Object	0	0
Forcible Fondling	0	0
Incest	0	0
Statutory Rape	0	0
Kidnapping/Abduction	0	0
<b>Total</b>	<b>2</b>	<b>0</b>

TIBRS Group B Arrests		
Offense	Adult	Juvenile
Bad Checks	0	0
Curfew/Vagrancy	0	0
Disorderly Conduct	1	0
DUI	0	0
Drunkenness	0	0
Family-Non Violent	0	0
Liquor Law Violation	0	0
Peeping Tom	0	0
Runaway	0	0
Trespass	2	2
All Other Offense	0	0
<b>Total Group B</b>	<b>3</b>	<b>2</b>

TIBRS Group A Offenses	Offenses		Arrests	
	Reported	Cleared	Adult	Juvenile
<b>Crimes Against Persons</b>				
Murder	0	0	0	0
Negligent Manslaughter	0	0	0	0
Kidnapping/Abduction	0	0	0	0
Forcible Rape	0	0	0	0
Forcible Sodomy	0	0	0	0
Sexual Assault w/Object	0	0	0	0
Forcible Fondling	0	0	0	0
Incest	0	0	0	0
Statutory Rape	0	0	0	0
Aggravated Assault	1	0	0	0
Simple Assault	14	1	1	0
Intimidation	2	0	0	0
Stalking	5	0	0	0
<b>Crimes Against Property</b>				
Arson	0	0	0	0
Bribery	0	0	0	0
Burglary	3	0	0	0
Counterfeiting/Forgery	0	0	0	0
Destruction/Damage/Vandalism	6	0	0	0
Embezzlement	0	0	0	0
Extortion/Blackmail	0	0	0	0
Fraud - False Pretenses	1	0	0	0
Fraud - Credit Card/ATM	0	0	0	0
Fraud - Impersonation	0	0	0	0
Fraud - Welfare	0	0	0	0
Fraud - Wire	0	0	0	0
Motor Vehicle Theft	7	0	0	0
Robbery	0	0	0	0
Stolen Property Offense	0	0	0	0
Theft - Pocket Picking	1	0	0	0
Theft - Purse Snatching	1	0	0	0
Theft - Shoplifting	1	0	0	0
Theft from Building	50	0	0	0
Theft from Coin Machine	2	0	0	0
Theft from Motor Vehicle	16	0	0	0
Theft of Motor Vehicle Parts	15	0	0	0
Theft - All Other Larceny	2	0	0	0
<b>Crimes Against Society</b>				
Drug/Narcotic Violations	2	0	0	0
Drug/Narcotic Equipment Violations	2	1	1	0
Gambling-Betting/Wagering	1	0	0	0
Gambling-Operating/Promoting	0	0	0	0
Gambling-Equipment Violation	0	0	0	0
Gambling-Sports Tampering	0	0	0	0
Pornography/Obscene Materials	0	0	0	0
Prostitution	0	0	0	0
Prostitution-Assisting/Promoting	0	0	0	0
Weapon Law Violations	1	0	0	0
<b>Total Group A Offenses</b>	<b>133</b>	<b>2</b>	<b>2</b>	<b>0</b>



# Tennessee State University

<b>2002 Campus Population</b>	<b>9,340</b>
<b>Offense Overview</b>	
Offense Total	410
Number Cleared	74
Percent Cleared	18.0%
Group A Crimes per 100,000 population	4,389.7

<b>Arrest Overview</b>	
Total Arrests	65
Adult Arrests	59
Juvenile Arrests	6
Unknown Age	0
Arrests per 100,000 population	695.9
Avg. number offenses/incident	1.09

<b>Domestic Violence Victims</b>		
Offense	Total	Arrests
Murder	0	0
Aggravated Assault	0	0
Simple Assault	0	0
Intimidation	0	0
Stalking	0	0
Forcible Rape	0	0
Forcible Sodomy	0	0
Sexual Assault w/Object	0	0
Forcible Fondling	0	0
Incest	0	0
Statutory Rape	0	0
Kidnapping/Abduction	0	0
<b>Total</b>	<b>0</b>	<b>0</b>

<b>TIBRS Group B Arrests</b>		
Offense	Adult	Juvenile
Bad Checks	0	0
Curfew/Vagrancy	0	2
Disorderly Conduct	8	0
DUI	0	0
Drunkenness	0	0
Family-Non Violent	0	0
Liquor Law Violation	0	0
Peeping Tom	0	0
Runaway	0	0
Trespass	11	2
All Other Offense	2	1
<b>Total Group B</b>	<b>21</b>	<b>5</b>

<b>TIBRS Group A Offenses</b>	<b>Offenses</b>		<b>Arrests</b>	
	Reported	Cleared	Adult	Juvenile
<b>Crimes Against Persons</b>				
Murder	0	0	0	0
Negligent Manslaughter	0	0	0	0
Kidnapping/Abduction	0	0	0	0
Forcible Rape	0	0	0	0
Forcible Sodomy	0	0	0	0
Sexual Assault w/Object	0	0	0	0
Forcible Fondling	0	0	0	0
Incest	0	0	0	0
Statutory Rape	0	0	0	0
Aggravated Assault	6	2	1	0
Simple Assault	39	24	8	1
Intimidation	26	6	2	0
Stalking	0	0	0	0
<b>Crimes Against Property</b>				
Arson	0	0	0	0
Bribery	0	0	0	0
Burglary	9	2	0	0
Counterfeiting/Forgery	4	2	1	0
Destruction/Damage/Vandalism	69	4	0	0
Embezzlement	0	0	0	0
Extortion/Blackmail	0	0	0	0
Fraud - False Pretenses	0	0	0	0
Fraud - Credit Card/ATM	2	0	0	0
Fraud - Impersonation	4	3	3	0
Fraud - Welfare	0	0	0	0
Fraud - Wire	0	0	0	0
Motor Vehicle Theft	19	0	0	0
Robbery	8	0	0	0
Stolen Property Offense	0	0	0	0
Theft - Pocket Picking	0	0	0	0
Theft - Purse Snatching	3	1	1	0
Theft - Shoplifting	1	1	1	0
Theft from Building	125	5	1	0
Theft from Coin Machine	15	3	1	0
Theft from Motor Vehicle	29	2	1	0
Theft of Motor Vehicle Parts	23	0	0	0
Theft - All Other Larceny	4	1	0	0
<b>Crimes Against Society</b>				
Drug/Narcotic Violations	21	16	17	0
Drug/Narcotic Equipment Violations	0	0	0	0
Gambling-Betting/Wagering	0	0	0	0
Gambling-Operating/Promoting	0	0	0	0
Gambling-Equipment Violation	0	0	0	0
Gambling-Sports Tampering	0	0	0	0
Pornography/Obscene Materials	0	0	0	0
Prostitution	0	0	0	0
Prostitution-Assisting/Promoting	0	0	0	0
Weapon Law Violations	3	2	1	0
<b>Total Group A Offenses</b>	<b>410</b>	<b>74</b>	<b>38</b>	<b>1</b>



# Tennessee Technological University

**2002 Campus Population**                      **10,048**

**Offense Overview**

Offense Total                                      313  
 Number Cleared                                26  
 Percent Cleared                                 8.3%

Group A Crimes per 100,000  
 population                                      3,115.0

**Arrest Overview**

Total Arrests                                    71  
 Adult Arrests                                    71  
 Juvenile Arrests                                0  
 Unknown Age                                    0

Arrests per 100,000 population            706.6

Avg. number offenses/incident              1.04

**Domestic Violence Victims**

Offense	Total	Arrests
Murder	0	0
Aggravated Assault	0	0
Simple Assault	2	2
Intimidation	1	0
Stalking	0	0
Forcible Rape	0	0
Forcible Sodomy	0	0
Sexual Assault w/Object	0	0
Forcible Fondling	0	0
Incest	0	0
Statutory Rape	0	0
Kidnapping/Abduction	0	0
<b>Total</b>	<b>3</b>	<b>2</b>

**TIBRS Group B Arrests**

Offense	Adult	Juvenile
Bad Checks	0	0
Curfew/Vagrancy	0	0
Disorderly Conduct	1	0
DUI	0	0
Drunkenness	0	0
Family-Non Violent	0	0
Liquor Law Violation	0	0
Peeping Tom	0	0
Runaway	0	0
Trespass	1	0
All Other Offense	3	0
<b>Total Group B</b>	<b>5</b>	<b>0</b>

TIBRS Group A Offenses	Offenses		Arrests	
	Reported	Cleared	Adult	Juvenile
<b>Crimes Against Persons</b>				
Murder	0	0	0	0
Negligent Manslaughter	0	0	0	0
Kidnapping/Abduction	0	0	0	0
Forcible Rape	1	0	0	0
Forcible Sodomy	0	0	0	0
Sexual Assault w/Object	0	0	0	0
Forcible Fondling	0	0	0	0
Incest	0	0	0	0
Statutory Rape	0	0	0	0
Aggravated Assault	3	1	2	0
Simple Assault	8	5	4	0
Intimidation	9	0	7	0
Stalking	0	0	0	0
<b>Crimes Against Property</b>				
Arson	0	0	0	0
Bribery	0	0	0	0
Burglary	21	1	1	0
Counterfeiting/Forgery	0	0	0	0
Destruction/Damage/Vandalism	78	1	8	0
Embezzlement	1	1	1	0
Extortion/Blackmail	0	0	0	0
Fraud - False Pretenses	1	0	1	0
Fraud - Credit Card/ATM	2	0	0	0
Fraud - Impersonation	1	0	1	0
Fraud - Welfare	0	0	0	0
Fraud - Wire	0	0	0	0
Motor Vehicle Theft	0	0	0	0
Robbery	0	0	0	0
Stolen Property Offense	9	1	11	0
Theft - Pocket Picking	0	0	0	0
Theft - Purse Snatching	0	0	0	0
Theft - Shoplifting	0	0	0	0
Theft from Building	103	0	10	0
Theft from Coin Machine	1	0	0	0
Theft from Motor Vehicle	19	0	0	0
Theft of Motor Vehicle Parts	14	0	1	0
Theft - All Other Larceny	18	0	2	0
<b>Crimes Against Society</b>				
Drug/Narcotic Violations	20	13	14	0
Drug/Narcotic Equipment Violations	3	3	2	0
Gambling-Betting/Wagering	0	0	0	0
Gambling-Operating/Promoting	0	0	0	0
Gambling-Equipment Violation	0	0	0	0
Gambling-Sports Tampering	0	0	0	0
Pornography/Obscene Materials	0	0	0	0
Prostitution	0	0	0	0
Prostitution-Assisting/Promoting	0	0	0	0
Weapon Law Violations	1	0	1	0
<b>Total Group A Offenses</b>	<b>313</b>	<b>26</b>	<b>66</b>	<b>0</b>





# University of Memphis

<b>2002 Campus Population</b>	<b>19,082</b>
<b>Offense Overview</b>	
Offense Total	409
Number Cleared	74
Percent Cleared	18.1%
Group A Crimes per 100,000 population	2,143.4

<b>Arrest Overview</b>	
Total Arrests	76
Adult Arrests	68
Juvenile Arrests	8
Unknown Age	0
Arrests per 100,000 population	398.3
Avg. number offenses/incident	1.02

<b>Domestic Violence Victims</b>		
Offense	Total	Arrests
Murder	0	0
Aggravated Assault	0	0
Simple Assault	7	1
Intimidation	1	0
Stalking	0	0
Forcible Rape	0	0
Forcible Sodomy	0	0
Sexual Assault w/Object	0	0
Forcible Fondling	0	0
Incest	0	0
Statutory Rape	0	0
Kidnapping/Abduction	0	0
<b>Total</b>	<b>8</b>	<b>1</b>

<b>TIBRS Group B Arrests</b>		
Offense	Adult	Juvenile
Bad Checks	0	0
Curfew/Vagrancy	0	0
Disorderly Conduct	1	1
DUI	10	0
Drunkenness	3	0
Family-Non Violent	0	0
Liquor Law Violation	0	0
Peeping Tom	0	0
Runaway	0	0
Trespass	9	4
All Other Offense	0	0
<b>Total Group B</b>	<b>23</b>	<b>5</b>

<b>TIBRS Group A Offenses</b>	<b>Offenses</b>		<b>Arrests</b>	
	Reported	Cleared	Adult	Juvenile
<b>Crimes Against Persons</b>				
Murder	0	0	0	0
Negligent Manslaughter	0	0	0	0
Kidnapping/Abduction	0	0	0	0
Forcible Rape	1	1	1	0
Forcible Sodomy	0	0	0	0
Sexual Assault w/Object	0	0	0	0
Forcible Fondling	0	0	0	0
Incest	0	0	0	0
Statutory Rape	0	0	0	0
Aggravated Assault	3	1	1	0
Simple Assault	33	26	10	0
Intimidation	21	6	3	0
Stalking	0	0	0	0
<b>Crimes Against Property</b>				
Arson	1	0	0	0
Bribery	0	0	0	0
Burglary	58	9	2	1
Counterfeiting/Forgery	4	2	1	0
Destruction/Damage/Vandalism	48	5	2	1
Embezzlement	1	1	1	0
Extortion/Blackmail	0	0	0	0
Fraud - False Pretenses	0	0	0	0
Fraud - Credit Card/ATM	1	1	1	0
Fraud - Impersonation	1	0	0	0
Fraud - Welfare	0	0	0	0
Fraud - Wire	0	0	0	0
Motor Vehicle Theft	14	0	0	0
Robbery	5	2	1	0
Stolen Property Offense	0	0	0	0
Theft - Pocket Picking	0	0	0	0
Theft - Purse Snatching	0	0	0	0
Theft - Shoplifting	4	3	1	0
Theft from Building	115	5	2	0
Theft from Coin Machine	4	0	0	0
Theft from Motor Vehicle	17	2	2	0
Theft of Motor Vehicle Parts	40	1	3	0
Theft - All Other Larceny	20	1	1	0
<b>Crimes Against Society</b>				
Drug/Narcotic Violations	16	6	12	1
Drug/Narcotic Equipment Violations	1	1	0	0
Gambling-Betting/Wagering	0	0	0	0
Gambling-Operating/Promoting	0	0	0	0
Gambling-Equipment Violation	0	0	0	0
Gambling-Sports Tampering	0	0	0	0
Pornography/Obscene Materials	0	0	0	0
Prostitution	0	0	0	0
Prostitution-Assisting/Promoting	0	0	0	0
Weapon Law Violations	1	1	1	0
<b>Total Group A Offenses</b>	<b>409</b>	<b>74</b>	<b>45</b>	<b>3</b>



# University of Tennessee at Chattanooga

<b>2002 Campus Population</b>	<b>8,071</b>
<b>Offense Overview</b>	
Offense Total	322
Number Cleared	99
Percent Cleared	30.7%
Group A Crimes per 100,000 population	3,989.6
<b>Arrest Overview</b>	
Total Arrests	76
Adult Arrests	72
Juvenile Arrests	2
Unknown Age	2
Arrests per 100,000 population	941.6
Avg. number offenses/incident	1.04

Domestic Violence Victims		
Offense	Total	Arrests
Murder	0	0
Aggravated Assault	0	0
Simple Assault	1	1
Intimidation	0	0
Stalking	0	0
Forcible Rape	0	0
Forcible Sodomy	0	0
Sexual Assault w/Object	0	0
Forcible Fondling	0	0
Incest	0	0
Statutory Rape	0	0
Kidnapping/Abduction	0	0
<b>Total</b>	<b>1</b>	<b>1</b>

TIBRS Group B Arrests		
Offense	Adult	Juvenile
Bad Checks	0	0
Curfew/Vagrancy	0	0
Disorderly Conduct	5	0
DUI	12	0
Drunkenness	10	0
Family-Non Violent	0	0
Liquor Law Violation	17	1
Peeping Tom	0	0
Runaway	0	0
Trespass	1	0
All Other Offense	12	0
<b>Total Group B</b>	<b>57</b>	<b>1</b>

TIBRS Group A Offenses	Offenses		Arrests	
	Reported	Cleared	Adult	Juvenile
<b>Crimes Against Persons</b>				
Murder	0	0	0	0
Negligent Manslaughter	0	0	0	0
Kidnapping/Abduction	0	0	0	0
Forcible Rape	2	2	0	0
Forcible Sodomy	0	0	0	0
Sexual Assault w/Object	0	0	0	0
Forcible Fondling	0	0	0	0
Incest	0	0	0	0
Statutory Rape	0	0	0	0
Aggravated Assault	0	0	0	0
Simple Assault	17	10	3	0
Intimidation	7	3	0	0
Stalking	1	0	0	0
<b>Crimes Against Property</b>				
Arson	1	0	0	0
Bribery	0	0	0	0
Burglary	91	36	0	0
Counterfeiting/Forgery	1	0	0	0
Destruction/Damage/Vandalism	45	5	1	0
Embezzlement	1	0	0	0
Extortion/Blackmail	0	0	0	0
Fraud - False Pretenses	2	1	0	0
Fraud - Credit Card/ATM	1	0	0	0
Fraud - Impersonation	0	0	0	0
Fraud - Welfare	0	0	0	0
Fraud - Wire	0	0	0	0
Motor Vehicle Theft	1	0	0	0
Robbery	2	1	1	0
Stolen Property Offense	0	0	0	0
Theft - Pocket Picking	0	0	0	0
Theft - Purse Snatching	1	1	0	0
Theft - Shoplifting	4	2	1	0
Theft from Building	45	7	0	0
Theft from Coin Machine	3	1	0	0
Theft from Motor Vehicle	32	5	2	0
Theft of Motor Vehicle Parts	33	2	0	0
Theft - All Other Larceny	10	3	1	0
<b>Crimes Against Society</b>				
Drug/Narcotic Violations	13	11	3	1
Drug/Narcotic Equipment Violations	4	4	0	0
Gambling-Betting/Wagering	0	0	0	0
Gambling-Operating/Promoting	0	0	0	0
Gambling-Equipment Violation	0	0	0	0
Gambling-Sports Tampering	0	0	0	0
Pornography/Obscene Materials	0	0	0	0
Prostitution	0	0	0	0
Prostitution-Assisting/Promoting	0	0	0	0
Weapon Law Violations	5	5	3	0
<b>Total Group A Offenses</b>	<b>322</b>	<b>99</b>	<b>15</b>	<b>1</b>



# University of Tennessee at Knoxville

<b>2002 Campus Population</b>	<b>28,429</b>
<b>Offense Overview</b>	
Offense Total	1,067
Number Cleared	316
Percent Cleared	29.6%
Group A Crimes per 100,000 population	3,753.2

<b>Arrest Overview</b>	
Total Arrests	654
Adult Arrests	611
Juvenile Arrests	43
Unknown Age	0
	1
Arrests per 100,000 population	2,300.5
Avg. number offenses/incident	1.14

<b>Domestic Violence Victims</b>		
Offense	Total	Arrests
Murder	0	0
Aggravated Assault	0	0
Simple Assault	6	2
Intimidation	2	0
Stalking	0	0
Forcible Rape	0	0
Forcible Sodomy	0	0
Sexual Assault w/Object	0	0
Forcible Fondling	0	0
Incest	0	0
Statutory Rape	0	0
Kidnapping/Abduction	0	0
<b>Total</b>	<b>8</b>	<b>2</b>

<b>TIBRS Group B Arrests</b>		
Offense	Adult	Juvenile
Bad Checks	0	0
Curfew/Vagrancy	0	18
Disorderly Conduct	7	0
DUI	48	0
Drunkenness	70	0
Family-Non Violent	0	0
Liquor Law Violation	307	13
Peeping Tom	0	0
Runaway	0	0
Trespass	37	6
All Other Offense	2	0
<b>Total Group B</b>	<b>471</b>	<b>37</b>

<b>TIBRS Group A Offenses</b>	<b>Offenses</b>		<b>Arrests</b>	
	Reported	Cleared	Adult	Juvenile
<b>Crimes Against Persons</b>				
Murder	1	1	1	0
Negligent Manslaughter	0	0	0	0
Kidnapping/Abduction	0	0	0	0
Forcible Rape	1	1	0	0
Forcible Sodomy	0	0	0	0
Sexual Assault w/Object	2	1	1	0
Forcible Fondling	3	2	1	0
Incest	0	0	0	0
Statutory Rape	0	0	0	0
Aggravated Assault	7	5	2	2
Simple Assault	49	35	15	0
Intimidation	21	7	2	0
Stalking	0	0	0	0
<b>Crimes Against Property</b>				
Arson	4	2	0	0
Bribery	0	0	0	0
Burglary	30	0	0	0
Counterfeiting/Forgery	51	38	13	0
Destruction/Damage/Vandalism	218	15	13	0
Embezzlement	2	1	0	0
Extortion/Blackmail	0	0	0	0
Fraud - False Pretenses	9	6	3	0
Fraud - Credit Card/ATM	4	1	1	0
Fraud - Impersonation	34	33	25	1
Fraud - Welfare	0	0	0	0
Fraud - Wire	6	1	0	0
Motor Vehicle Theft	12	1	2	0
Robbery	4	1	0	0
Stolen Property Offense	4	3	1	0
Theft - Pocket Picking	3	0	0	0
Theft - Purse Snatching	0	0	0	0
Theft - Shoplifting	3	1	0	0
Theft from Building	175	4	0	0
Theft from Coin Machine	3	0	0	0
Theft from Motor Vehicle	126	5	4	1
Theft of Motor Vehicle Parts	94	3	4	0
Theft - All Other Larceny	53	4	8	0
<b>Crimes Against Society</b>				
Drug/Narcotic Violations	70	67	30	2
Drug/Narcotic Equipment Violations	60	60	7	0
Gambling-Betting/Wagering	0	0	0	0
Gambling-Operating/Promoting	0	0	0	0
Gambling-Equipment Violation	0	0	0	0
Gambling-Sports Tampering	0	0	0	0
Pornography/Obscene Materials	0	0	0	0
Prostitution	0	0	0	0
Prostitution-Assisting/Promoting	0	0	0	0
Weapon Law Violations	18	18	7	0
<b>Total Group A Offenses</b>	<b>1,067</b>	<b>316</b>	<b>140</b>	<b>6</b>



# University of Tennessee at Martin

<b>2002 Campus Population</b>	<b>6,144</b>
<b>Offense Overview</b>	
Offense Total	160
Number Cleared	75
Percent Cleared	46.9%
Group A Crimes per 100,000 population	2,604.2
<b>Arrest Overview</b>	
Total Arrests	72
Adult Arrests	70
Juvenile Arrests	2
Unknown Age	0
Arrests per 100,000 population	1,171.9
Avg. number offenses/incident	1.12

Domestic Violence Victims		
Offense	Total	Arrests
Murder	0	0
Aggravated Assault	0	0
Simple Assault	1	0
Intimidation	0	0
Stalking	0	0
Forcible Rape	0	0
Forcible Sodomy	0	0
Sexual Assault w/Object	0	0
Forcible Fondling	0	0
Incest	0	0
Statutory Rape	0	0
Kidnapping/Abduction	0	0
<b>Total</b>	<b>1</b>	<b>0</b>

TIBRS Group B Arrests		
Offense	Adult	Juvenile
Bad Checks	0	0
Curfew/Vagrancy	0	0
Disorderly Conduct	3	0
DUI	1	0
Drunkenness	4	0
Family-Non Violent	0	0
Liquor Law Violation	6	0
Peeping Tom	0	0
Runaway	0	0
Trespass	1	0
All Other Offense	4	0
<b>Total Group B</b>	<b>19</b>	<b>0</b>

TIBRS Group A Offenses	Offenses		Arrests	
	Reported	Cleared	Adult	Juvenile
<b>Crimes Against Persons</b>				
Murder	0	0	0	0
Negligent Manslaughter	0	0	0	0
Kidnapping/Abduction	0	0	0	0
Forcible Rape	0	0	0	0
Forcible Sodomy	0	0	0	0
Sexual Assault w/Object	0	0	0	0
Forcible Fondling	0	0	0	0
Incest	0	0	0	0
Statutory Rape	2	2	1	0
Aggravated Assault	4	4	6	0
Simple Assault	10	10	2	0
Intimidation	10	6	1	0
Stalking	0	0	0	0
<b>Crimes Against Property</b>				
Arson	0	0	0	0
Bribery	0	0	0	0
Burglary	5	0	0	0
Counterfeiting/Forgery	2	2	2	0
Destruction/Damage/Vandalism	37	7	6	0
Embezzlement	0	0	0	0
Extortion/Blackmail	0	0	0	0
Fraud - False Pretenses	0	0	0	0
Fraud - Credit Card/ATM	3	2	1	0
Fraud - Impersonation	1	1	1	0
Fraud - Welfare	0	0	0	0
Fraud - Wire	0	0	0	0
Motor Vehicle Theft	0	0	0	0
Robbery	0	0	0	0
Stolen Property Offense	0	0	0	0
Theft - Pocket Picking	0	0	0	0
Theft - Purse Snatching	0	0	0	0
Theft - Shoplifting	0	0	0	0
Theft from Building	25	5	3	0
Theft from Coin Machine	1	0	0	0
Theft from Motor Vehicle	7	4	1	0
Theft of Motor Vehicle Parts	19	4	2	0
Theft - All Other Larceny	5	0	0	0
<b>Crimes Against Society</b>				
Drug/Narcotic Violations	16	16	18	2
Drug/Narcotic Equipment Violations	10	9	5	0
Gambling-Betting/Wagering	0	0	0	0
Gambling-Operating/Promoting	0	0	0	0
Gambling-Equipment Violation	0	0	0	0
Gambling-Sports Tampering	0	0	0	0
Pornography/Obscene Materials	0	0	0	0
Prostitution	0	0	0	0
Prostitution-Assisting/Promoting	0	0	0	0
Weapon Law Violations	3	3	2	0
<b>Total Group A Offenses</b>	<b>160</b>	<b>75</b>	<b>51</b>	<b>2</b>



# University of Tennessee at Memphis

<b>2002 Campus Population</b>	<b>6,901</b>
<b>Offense Overview</b>	
Offense Total	140
Number Cleared	11
Percent Cleared	7.9%
Group A Crimes per 100,000 population	2,028.7

<b>Arrest Overview</b>	
Total Arrests	21
Adult Arrests	21
Juvenile Arrests	0
Unknown Age	0
Arrests per 100,000 population	304.3
Avg. number offenses/incident	1.00

<b>Domestic Violence Victims</b>		
Offense	Total	Arrests
Murder	0	0
Aggravated Assault	0	0
Simple Assault	1	0
Intimidation	0	0
Stalking	0	0
Forcible Rape	0	0
Forcible Sodomy	0	0
Sexual Assault w/Object	0	0
Forcible Fondling	0	0
Incest	0	0
Statutory Rape	0	0
Kidnapping/Abduction	0	0
<b>Total</b>	<b>1</b>	<b>0</b>

<b>TIBRS Group B Arrests</b>		
Offense	Adult	Juvenile
Bad Checks	0	0
Curfew/Vagrancy	0	0
Disorderly Conduct	0	0
DUI	0	0
Drunkenness	1	0
Family-Non Violent	0	0
Liquor Law Violation	0	0
Peeping Tom	0	0
Runaway	0	0
Trespass	9	0
All Other Offense	0	0
<b>Total Group B</b>	<b>10</b>	<b>0</b>

<b>TIBRS Group A Offenses</b>	<b>Offenses</b>		<b>Arrests</b>	
	Reported	Cleared	Adult	Juvenile
<b>Crimes Against Persons</b>				
Murder	0	0	0	0
Negligent Manslaughter	0	0	0	0
Kidnapping/Abduction	0	0	0	0
Forcible Rape	0	0	0	0
Forcible Sodomy	0	0	0	0
Sexual Assault w/Object	0	0	0	0
Forcible Fondling	0	0	0	0
Incest	0	0	0	0
Statutory Rape	0	0	0	0
Aggravated Assault	0	0	0	0
Simple Assault	5	0	0	0
Intimidation	3	0	0	0
Stalking	0	0	0	0
<b>Crimes Against Property</b>				
Arson	0	0	0	0
Bribery	0	0	0	0
Burglary	7	1	1	0
Counterfeiting/Forgery	1	0	0	0
Destruction/Damage/Vandalism	13	0	0	0
Embezzlement	0	0	0	0
Extortion/Blackmail	0	0	0	0
Fraud - False Pretenses	0	0	0	0
Fraud - Credit Card/ATM	0	0	0	0
Fraud - Impersonation	0	0	0	0
Fraud - Welfare	0	0	0	0
Fraud - Wire	0	0	0	0
Motor Vehicle Theft	10	0	0	0
Robbery	0	0	0	0
Stolen Property Offense	0	0	0	0
Theft - Pocket Picking	0	0	0	0
Theft - Purse Snatching	0	0	0	0
Theft - Shoplifting	1	1	2	0
Theft from Building	74	6	5	0
Theft from Coin Machine	0	0	0	0
Theft from Motor Vehicle	19	3	3	0
Theft of Motor Vehicle Parts	6	0	0	0
Theft - All Other Larceny	1	0	0	0
<b>Crimes Against Society</b>				
Drug/Narcotic Violations	0	0	0	0
Drug/Narcotic Equipment Violations	0	0	0	0
Gambling-Betting/Wagering	0	0	0	0
Gambling-Operating/Promoting	0	0	0	0
Gambling-Equipment Violation	0	0	0	0
Gambling-Sports Tampering	0	0	0	0
Pornography/Obscene Materials	0	0	0	0
Prostitution	0	0	0	0
Prostitution-Assisting/Promoting	0	0	0	0
Weapon Law Violations	0	0	0	0
<b>Total Group A Offenses</b>	<b>140</b>	<b>11</b>	<b>11</b>	<b>0</b>



# University of the South

<b>2002 Campus Population</b>	<b>2,032</b>
<b>Offense Overview</b>	
Offense Total	108
Number Cleared	43
Percent Cleared	39.8%
Group A Crimes per 100,000 population	5,315.0
<b>Arrest Overview</b>	
Total Arrests	96
Adult Arrests	94
Juvenile Arrests	1
Unknown Age	1
Arrests per 100,000 population	4,724.4
Avg. number offenses/incident	1.13

Domestic Violence Victims		
Offense	Total	Arrests
Murder	0	0
Aggravated Assault	0	0
Simple Assault	0	0
Intimidation	0	0
Stalking	0	0
Forcible Rape	0	0
Forcible Sodomy	0	0
Sexual Assault w/Object	0	0
Forcible Fondling	0	0
Incest	0	0
Statutory Rape	0	0
Kidnapping/Abduction	0	0
<b>Total</b>	<b>0</b>	<b>0</b>

TIBRS Group B Arrests		
Offense	Adult	Juvenile
Bad Checks	0	0
Curfew/Vagrancy	0	0
Disorderly Conduct	8	0
DUI	3	0
Drunkenness	10	0
Family-Non Violent	0	0
Liquor Law Violation	5	0
Peeping Tom	0	0
Runaway	0	0
Trespass	3	0
All Other Offense	20	1
<b>Total Group B</b>	<b>49</b>	<b>1</b>

TIBRS Group A Offenses	Offenses		Arrests	
	Reported	Cleared	Adult	Juvenile
<b>Crimes Against Persons</b>				
Murder	0	0	0	0
Negligent Manslaughter	0	0	0	0
Kidnapping/Abduction	0	0	0	0
Forcible Rape	0	0	0	0
Forcible Sodomy	0	0	0	0
Sexual Assault w/Object	0	0	0	0
Forcible Fondling	0	0	0	0
Incest	0	0	0	0
Statutory Rape	0	0	0	0
Aggravated Assault	0	0	0	0
Simple Assault	0	0	0	0
Intimidation	0	0	0	0
Stalking	0	0	0	0
<b>Crimes Against Property</b>				
Arson	0	0	0	0
Bribery	0	0	0	0
Burglary	21	0	0	0
Counterfeiting/Forgery	1	0	0	0
Destruction/Damage/Vandalism	8	1	2	0
Embezzlement	0	0	0	0
Extortion/Blackmail	0	0	0	0
Fraud - False Pretenses	0	0	0	0
Fraud - Credit Card/ATM	0	0	0	0
Fraud - Impersonation	0	0	0	0
Fraud - Welfare	0	0	0	0
Fraud - Wire	0	0	0	0
Motor Vehicle Theft	0	0	0	0
Robbery	0	0	0	0
Stolen Property Offense	0	0	0	0
Theft - Pocket Picking	0	0	0	0
Theft - Purse Snatching	0	0	0	0
Theft - Shoplifting	0	0	0	0
Theft from Building	10	0	0	0
Theft from Coin Machine	2	0	0	0
Theft from Motor Vehicle	14	0	0	0
Theft of Motor Vehicle Parts	4	0	0	0
Theft - All Other Larceny	6	0	0	0
<b>Crimes Against Society</b>				
Drug/Narcotic Violations	23	23	33	0
Drug/Narcotic Equipment Violations	18	18	9	0
Gambling-Betting/Wagering	0	0	0	0
Gambling-Operating/Promoting	0	0	0	0
Gambling-Equipment Violation	0	0	0	0
Gambling-Sports Tampering	0	0	0	0
Pornography/Obscene Materials	0	0	0	0
Prostitution	0	0	0	0
Prostitution-Assisting/Promoting	0	0	0	0
Weapon Law Violations	1	1	1	0
<b>Total Group A Offenses</b>	<b>108</b>	<b>43</b>	<b>45</b>	<b>0</b>



# Vanderbilt University

<b>2002 Campus Population</b>	<b>25,507</b>
<b>Offense Overview</b>	
Offense Total	1,074
Number Cleared	157
Percent Cleared	14.6%
Group A Crimes per 100,000 population	4,210.6

<b>Arrest Overview</b>	
Total Arrests	191
Adult Arrests	186
Juvenile Arrests	5
Unknown Age	0
Arrests per 100,000 population	748.8
Avg. number offenses/incident	1.06

<b>Domestic Violence Victims</b>		
Offense	Total	Arrests
Murder	0	0
Aggravated Assault	1	0
Simple Assault	7	3
Intimidation	3	0
Stalking	0	0
Forcible Rape	0	0
Forcible Sodomy	0	0
Sexual Assault w/Object	0	0
Forcible Fondling	0	0
Incest	0	0
Statutory Rape	0	0
Kidnapping/Abduction	0	0
<b>Total</b>	<b>11</b>	<b>3</b>

<b>TIBRS Group B Arrests</b>		
Offense	Adult	Juvenile
Bad Checks	0	0
Curfew/Vagrancy	0	1
Disorderly Conduct	9	0
DUI	9	0
Drunkenness	18	0
Family-Non Violent	0	0
Liquor Law Violation	6	1
Peeping Tom	0	0
Runaway	0	0
Trespass	41	0
All Other Offense	23	0
<b>Total Group B</b>	<b>106</b>	<b>2</b>

<b>TIBRS Group A Offenses</b>	<b>Offenses</b>		<b>Arrests</b>	
	<b>Reported</b>	<b>Cleared</b>	<b>Adult</b>	<b>Juvenile</b>
<b>Crimes Against Persons</b>				
Murder	0	0	0	0
Negligent Manslaughter	0	0	0	0
Kidnapping/Abduction	0	0	0	0
Forcible Rape	3	1	0	0
Forcible Sodomy	0	0	0	0
Sexual Assault w/Object	0	0	0	0
Forcible Fondling	1	1	1	0
Incest	0	0	0	0
Statutory Rape	0	0	0	0
Aggravated Assault	7	5	2	0
Simple Assault	72	44	25	0
Intimidation	26	7	2	0
Stalking	0	0	0	0
<b>Crimes Against Property</b>				
Arson	4	0	0	0
Bribery	0	0	0	0
Burglary	63	8	6	0
Counterfeiting/Forgery	0	0	0	0
Destruction/Damage/Vandalism	173	6	1	0
Embezzlement	6	2	2	0
Extortion/Blackmail	0	0	0	0
Fraud - False Pretenses	7	4	1	1
Fraud - Credit Card/ATM	2	0	0	0
Fraud - Impersonation	21	18	11	1
Fraud - Welfare	0	0	0	0
Fraud - Wire	1	0	0	0
Motor Vehicle Theft	11	0	0	0
Robbery	11	3	2	0
Stolen Property Offense	0	0	0	0
Theft - Pocket Picking	2	0	0	0
Theft - Purse Snatching	1	0	0	0
Theft - Shoplifting	8	5	4	0
Theft from Building	453	13	5	0
Theft from Coin Machine	2	2	1	0
Theft from Motor Vehicle	52	3	3	1
Theft of Motor Vehicle Parts	40	1	1	0
Theft - All Other Larceny	59	3	2	0
<b>Crimes Against Society</b>				
Drug/Narcotic Violations	22	12	4	0
Drug/Narcotic Equipment Violations	19	15	5	0
Gambling-Betting/Wagering	0	0	0	0
Gambling-Operating/Promoting	0	0	0	0
Gambling-Equipment Violation	0	0	0	0
Gambling-Sports Tampering	0	0	0	0
Pornography/Obscene Materials	1	0	0	0
Prostitution	0	0	0	0
Prostitution-Assisting/Promoting	0	0	0	0
Weapon Law Violations	7	4	2	0
<b>Total Group A Offenses</b>	<b>1,074</b>	<b>157</b>	<b>80</b>	<b>3</b>



# Volunteer State Community College

<b>2002 Campus Population</b>	<b>4,901</b>
<b>Offense Overview</b>	
Offense Total	39
Number Cleared	2
Percent Cleared	5.1%
Group A Crimes per 100,000 population	795.8
<b>Arrest Overview</b>	
Total Arrests	4
Adult Arrests	4
Juvenile Arrests	0
Unknown Age	0
Arrests per 100,000 population	81.6
Avg. number offenses/incident	1.03

Domestic Violence Victims		
Offense	Total	Arrests
Murder	0	0
Aggravated Assault	0	0
Simple Assault	0	0
Intimidation	0	0
Stalking	0	0
Forcible Rape	0	0
Forcible Sodomy	0	0
Sexual Assault w/Object	0	0
Forcible Fondling	0	0
Incest	0	0
Statutory Rape	0	0
Kidnapping/Abduction	0	0
<b>Total</b>	<b>0</b>	<b>0</b>

TIBRS Group B Arrests		
Offense	Adult	Juvenile
Bad Checks	0	0
Curfew/Vagrancy	0	0
Disorderly Conduct	0	0
DUI	0	0
Drunkenness	1	0
Family-Non Violent	0	0
Liquor Law Violation	0	0
Peeping Tom	0	0
Runaway	0	0
Trespass	0	0
All Other Offense	0	0
<b>Total Group B</b>	<b>1</b>	<b>0</b>

TIBRS Group A Offenses	Offenses		Arrests	
	Reported	Cleared	Adult	Juvenile
<b>Crimes Against Persons</b>				
Murder	0	0	0	0
Negligent Manslaughter	0	0	0	0
Kidnapping/Abduction	0	0	0	0
Forcible Rape	0	0	0	0
Forcible Sodomy	0	0	0	0
Sexual Assault w/Object	0	0	0	0
Forcible Fondling	0	0	0	0
Incest	0	0	0	0
Statutory Rape	0	0	0	0
Aggravated Assault	0	0	0	0
Simple Assault	1	0	0	0
Intimidation	7	0	0	0
Stalking	0	0	0	0
<b>Crimes Against Property</b>				
Arson	0	0	0	0
Bribery	0	0	0	0
Burglary	1	0	0	0
Counterfeiting/Forgery	0	0	0	0
Destruction/Damage/Vandalism	7	0	0	0
Embezzlement	1	0	0	0
Extortion/Blackmail	0	0	0	0
Fraud - False Pretenses	0	0	0	0
Fraud - Credit Card/ATM	0	0	0	0
Fraud - Impersonation	0	0	0	0
Fraud - Welfare	0	0	0	0
Fraud - Wire	0	0	0	0
Motor Vehicle Theft	0	0	0	0
Robbery	0	0	0	0
Stolen Property Offense	0	0	0	0
Theft - Pocket Picking	0	0	0	0
Theft - Purse Snatching	0	0	0	0
Theft - Shoplifting	0	0	0	0
Theft from Building	11	0	0	0
Theft from Coin Machine	1	1	1	0
Theft from Motor Vehicle	2	1	2	0
Theft of Motor Vehicle Parts	7	0	0	0
Theft - All Other Larceny	1	0	0	0
<b>Crimes Against Society</b>				
Drug/Narcotic Violations	0	0	0	0
Drug/Narcotic Equipment Violations	0	0	0	0
Gambling-Betting/Wagering	0	0	0	0
Gambling-Operating/Promoting	0	0	0	0
Gambling-Equipment Violation	0	0	0	0
Gambling-Sports Tampering	0	0	0	0
Pornography/Obscene Materials	0	0	0	0
Prostitution	0	0	0	0
Prostitution-Assisting/Promoting	0	0	0	0
Weapon Law Violations	0	0	0	0
<b>Total Group A Offenses</b>	<b>39</b>	<b>2</b>	<b>3</b>	<b>0</b>





# Walters State Community College

<b>2002 Campus Population</b>	<b>4,321</b>
<b>Offense Overview</b>	
Offense Total	4
Number Cleared	1
Percent Cleared	25.0%
Group A Crimes per 100,000 population	92.6
<b>Arrest Overview</b>	
Total Arrests	0
Adult Arrests	0
Juvenile Arrests	0
Unknown Age	0
Arrests per 100,000 population	0.0
Avg. number offenses/incident	1.00

Domestic Violence Victims		
Offense	Total	Arrests
Murder	0	0
Aggravated Assault	0	0
Simple Assault	0	0
Intimidation	0	0
Stalking	0	0
Forcible Rape	0	0
Forcible Sodomy	0	0
Sexual Assault w/Object	0	0
Forcible Fondling	0	0
Incest	0	0
Statutory Rape	0	0
Kidnapping/Abduction	0	0
<b>Total</b>	<b>0</b>	<b>0</b>

TIBRS Group B Arrests		
Offense	Adult	Juvenile
Bad Checks	0	0
Curfew/Vagrancy	0	0
Disorderly Conduct	0	0
DUI	0	0
Drunkenness	0	0
Family-Non Violent	0	0
Liquor Law Violation	0	0
Peeping Tom	0	0
Runaway	0	0
Trespass	0	0
All Other Offense	0	0
<b>Total Group B</b>	<b>0</b>	<b>0</b>

TIBRS Group A Offenses	Offenses		Arrests	
	Reported	Cleared	Adult	Juvenile
<b>Crimes Against Persons</b>				
Murder	0	0	0	0
Negligent Manslaughter	0	0	0	0
Kidnapping/Abduction	0	0	0	0
Forcible Rape	0	0	0	0
Forcible Sodomy	0	0	0	0
Sexual Assault w/Object	0	0	0	0
Forcible Fondling	0	0	0	0
Incest	0	0	0	0
Statutory Rape	0	0	0	0
Aggravated Assault	0	0	0	0
Simple Assault	0	0	0	0
Intimidation	0	0	0	0
Stalking	0	0	0	0
<b>Crimes Against Property</b>				
Arson	0	0	0	0
Bribery	0	0	0	0
Burglary	0	0	0	0
Counterfeiting/Forgery	0	0	0	0
Destruction/Damage/Vandalism	0	0	0	0
Embezzlement	0	0	0	0
Extortion/Blackmail	0	0	0	0
Fraud - False Pretenses	0	0	0	0
Fraud - Credit Card/ATM	0	0	0	0
Fraud - Impersonation	0	0	0	0
Fraud - Welfare	0	0	0	0
Fraud - Wire	0	0	0	0
Motor Vehicle Theft	0	0	0	0
Robbery	0	0	0	0
Stolen Property Offense	0	0	0	0
Theft - Pocket Picking	0	0	0	0
Theft - Purse Snatching	0	0	0	0
Theft - Shoplifting	0	0	0	0
Theft from Building	3	0	0	0
Theft from Coin Machine	0	0	0	0
Theft from Motor Vehicle	0	0	0	0
Theft of Motor Vehicle Parts	0	0	0	0
Theft - All Other Larceny	0	0	0	0
<b>Crimes Against Society</b>				
Drug/Narcotic Violations	0	0	0	0
Drug/Narcotic Equipment Violations	0	0	0	0
Gambling-Betting/Wagering	0	0	0	0
Gambling-Operating/Promoting	0	0	0	0
Gambling-Equipment Violation	0	0	0	0
Gambling-Sports Tampering	0	0	0	0
Pornography/Obscene Materials	1	1	0	0
Prostitution	0	0	0	0
Prostitution-Assisting/Promoting	0	0	0	0
Weapon Law Violations	0	0	0	0
<b>Total Group A Offenses</b>	<b>4</b>	<b>1</b>	<b>0</b>	<b>0</b>







# State Agencies

**2002**

**Note: The great majority of state level law enforcement agencies are not first responders to crime incidents but provide investigative, technical, or forensic support to other agencies including sheriff's departments, municipal police departments, and drug task forces.**

**The agencies that utilize the investigative, technical, or forensic support provided by these state level law enforcement agencies most often are first responders, and therefore it is their responsibility to submit the crime statistics to the TIBRS program and the numbers will be included in their data. Reports are not submitted by state level agencies in these cases in order to avoid duplicate reporting and the resulting inflated statistics and inaccurate data.**



# Tennessee Alcoholic Beverage Commission

<b>Offense Overview</b>	
Offense Total	128
Number Cleared	97
Percent Cleared	75.8%

<b>Arrest Overview</b>	
Total Arrests	208
Adult Arrests	189
Juvenile Arrests	18
Unknown Age	1

Avg. number offenses/incident 1.24

Domestic Violence Victims		
Offense	Total	Arrests
Murder	0	0
Aggravated Assault	0	0
Simple Assault	0	0
Intimidation	0	0
Stalking	0	0
Forcible Rape	0	0
Forcible Sodomy	0	0
Sexual Assault w/Object	0	0
Forcible Fondling	0	0
Incest	0	0
Statutory Rape	0	0
Kidnapping/Abduction	0	0
<b>Total</b>	<b>0</b>	<b>0</b>

TIBRS Group B Arrests		
Offense	Adult	Juvenile
Bad Checks	0	0
Curfew/Vagrancy	0	0
Disorderly Conduct	0	0
DUI	0	0
Drunkenness	0	0
Family-Non Violent	1	0
Liquor Law Violation	107	13
Peeping Tom	0	0
Runaway	0	0
Trespass	0	0
All Other Offense	7	0
<b>Total Group B</b>	<b>115</b>	<b>13</b>

TIBRS Group A Offenses	Offenses		Arrests	
	Reported	Cleared	Adult	Juvenile
<b>Crimes Against Persons</b>				
Murder	0	0	0	0
Negligent Manslaughter	0	0	0	0
Kidnapping/Abduction	0	0	0	0
Forcible Rape	0	0	0	0
Forcible Sodomy	0	0	0	0
Sexual Assault w/Object	0	0	0	0
Forcible Fondling	0	0	0	0
Incest	0	0	0	0
Statutory Rape	0	0	0	0
Aggravated Assault	1	0	0	0
Simple Assault	1	1	1	0
Intimidation	0	0	0	0
Stalking	0	0	0	0
<b>Crimes Against Property</b>				
Arson	0	0	0	0
Bribery	0	0	0	0
Burglary	0	0	0	0
Counterfeiting/Forgery	0	0	0	0
Destruction/Damage/Vandalism	0	0	0	0
Embezzlement	0	0	0	0
Extortion/Blackmail	0	0	0	0
Fraud - False Pretenses	0	0	0	0
Fraud - Credit Card/ATM	0	0	0	0
Fraud - Impersonation	2	2	0	0
Fraud - Welfare	0	0	0	0
Fraud - Wire	0	0	0	0
Motor Vehicle Theft	0	0	0	0
Robbery	0	0	0	0
Stolen Property Offense	0	0	0	0
Theft - Pocket Picking	0	0	0	0
Theft - Purse Snatching	0	0	0	0
Theft - Shoplifting	0	0	0	0
Theft from Building	0	0	0	0
Theft from Coin Machine	0	0	0	0
Theft from Motor Vehicle	0	0	0	0
Theft of Motor Vehicle Parts	0	0	0	0
Theft - All Other Larceny	0	0	0	0
<b>Crimes Against Society</b>				
Drug/Narcotic Violations	96	74	70	0
Drug/Narcotic Equipment Violations	23	17	1	5
Gambling-Betting/Wagering	0	0	0	0
Gambling-Operating/Promoting	1	1	1	0
Gambling-Equipment Violation	2	2	1	0
Gambling-Sports Tampering	0	0	0	0
Pornography/Obscene Materials	0	0	0	0
Prostitution	0	0	0	0
Prostitution-Assisting/Promoting	0	0	0	0
Weapon Law Violations	2	0	0	0
<b>Total Group A Offenses</b>	<b>128</b>	<b>97</b>	<b>74</b>	<b>5</b>

*Note: Please see explanatory note on State Agency divider page concerning state level agency reporting numbers.*



# Tennessee Bureau of Investigation

## Offense Overview

Offense Total	206
Number Cleared	63
Percent Cleared	30.6%

## Arrest Overview

Total Arrests	57
Adult Arrests	56
Juvenile Arrests	1
Unknown Age	0

Avg. number offenses/incident                      1.16

### Domestic Violence Victims

Offense	Total	Arrests
Murder	2	3
Aggravated Assault	0	0
Simple Assault	0	0
Intimidation	0	0
Stalking	0	0
Forcible Rape	0	0
Forcible Sodomy	0	0
Sexual Assault w/Object	0	0
Forcible Fondling	0	0
Incest	0	0
Statutory Rape	1	0
Kidnapping/Abduction	0	0
<b>Total</b>	<b>3</b>	<b>3</b>

### TIBRS Group B Arrests

Offense	Adult	Juvenile
Bad Checks	0	0
Curfew/Vagrancy	0	0
Disorderly Conduct	0	0
DUI	0	0
Drunkenness	0	0
Family-Non Violent	0	0
Liquor Law Violation	0	0
Peeping Tom	0	0
Runaway	0	0
Trespass	0	0
All Other Offense	7	0
<b>Total Group B</b>	<b>7</b>	<b>0</b>

TIBRS Group A Offenses	Offenses		Arrests	
	Reported	Cleared	Adult	Juvenile
<b>Crimes Against Persons</b>				
Murder	4	4	3	1
Negligent Manslaughter	0	0	0	0
Kidnapping/Abduction	0	0	0	0
Forcible Rape	1	1	1	0
Forcible Sodomy	0	0	0	0
Sexual Assault w/Object	0	0	0	0
Forcible Fondling	12	8	2	0
Incest	0	0	0	0
Statutory Rape	1	0	0	0
Aggravated Assault	1	1	1	0
Simple Assault	2	1	1	0
Intimidation	3	1	1	0
Stalking	0	0	0	0
<b>Crimes Against Property</b>				
Arson	0	0	0	0
Bribery	2	2	2	0
Burglary	0	0	0	0
Counterfeiting/Forgery	15	2	1	0
Destruction/Damage/Vandalism	1	0	0	0
Embezzlement	3	1	1	0
Extortion/Blackmail	1	0	0	0
Fraud - False Pretenses	13	1	1	0
Fraud - Credit Card/ATM	0	0	0	0
Fraud - Impersonation	0	0	0	0
Fraud - Welfare	0	0	0	0
Fraud - Wire	0	0	0	0
Motor Vehicle Theft	0	0	0	0
Robbery	0	0	0	0
Stolen Property Offense	0	0	0	0
Theft - Pocket Picking	0	0	0	0
Theft - Purse Snatching	0	0	0	0
Theft - Shoplifting	0	0	0	0
Theft from Building	1	0	0	0
Theft from Coin Machine	0	0	0	0
Theft from Motor Vehicle	0	0	0	0
Theft of Motor Vehicle Parts	0	0	0	0
Theft - All Other Larceny	8	2	2	0
<b>Crimes Against Society</b>				
Drug/Narcotic Violations	133	34	32	0
Drug/Narcotic Equipment Violations	1	1	0	0
Gambling-Betting/Wagering	0	0	0	0
Gambling-Operating/Promoting	0	0	0	0
Gambling-Equipment Violation	0	0	0	0
Gambling-Sports Tampering	0	0	0	0
Pornography/Obscene Materials	0	0	0	0
Prostitution	0	0	0	0
Prostitution-Assisting/Promoting	0	0	0	0
Weapon Law Violations	4	4	1	0
<b>Total Group A Offenses</b>	<b>206</b>	<b>63</b>	<b>49</b>	<b>1</b>

*Note: Please see explanatory note on State Agency divider page concerning state level agency reporting numbers.*



# Tennessee Department of Revenue

## Offense Overview

Offense Total	4
Number Cleared	4
Percent Cleared	100.0%

## Arrest Overview

Total Arrests	1
Adult Arrests	1
Juvenile Arrests	0
Unknown Age	0

Avg. number offenses/incident 1.00

### Domestic Violence Victims

Offense	Total	Arrests
Murder	0	0
Aggravated Assault	0	0
Simple Assault	0	0
Intimidation	0	0
Stalking	0	0
Forcible Rape	0	0
Forcible Sodomy	0	0
Sexual Assault w/Object	0	0
Forcible Fondling	0	0
Incest	0	0
Statutory Rape	0	0
Kidnapping/Abduction	0	0
<b>Total</b>	<b>0</b>	<b>0</b>

### TIBRS Group B Arrests

Offense	Adult	Juvenile
Bad Checks	0	0
Curfew/Vagrancy	0	0
Disorderly Conduct	0	0
DUI	0	0
Drunkenness	0	0
Family-Non Violent	0	0
Liquor Law Violation	1	0
Peeping Tom	0	0
Runaway	0	0
Trespass	0	0
All Other Offense	0	0
<b>Total Group B</b>	<b>1</b>	<b>0</b>

TIBRS Group A Offenses	Offenses		Arrests	
	Reported	Cleared	Adult	Juvenile
<b>Crimes Against Persons</b>				
Murder	0	0	0	0
Negligent Manslaughter	0	0	0	0
Kidnapping/Abduction	0	0	0	0
Forcible Rape	0	0	0	0
Forcible Sodomy	0	0	0	0
Sexual Assault w/Object	0	0	0	0
Forcible Fondling	0	0	0	0
Incest	0	0	0	0
Statutory Rape	0	0	0	0
Aggravated Assault	0	0	0	0
Simple Assault	1	1	0	0
Intimidation	0	0	0	0
Stalking	0	0	0	0
<b>Crimes Against Property</b>				
Arson	0	0	0	0
Bribery	0	0	0	0
Burglary	0	0	0	0
Counterfeiting/Forgery	0	0	0	0
Destruction/Damage/Vandalism	0	0	0	0
Embezzlement	0	0	0	0
Extortion/Blackmail	0	0	0	0
Fraud - False Pretenses	3	3	0	0
Fraud - Credit Card/ATM	0	0	0	0
Fraud - Impersonation	0	0	0	0
Fraud - Welfare	0	0	0	0
Fraud - Wire	0	0	0	0
Motor Vehicle Theft	0	0	0	0
Robbery	0	0	0	0
Stolen Property Offense	0	0	0	0
Theft - Pocket Picking	0	0	0	0
Theft - Purse Snatching	0	0	0	0
Theft - Shoplifting	0	0	0	0
Theft from Building	0	0	0	0
Theft from Coin Machine	0	0	0	0
Theft from Motor Vehicle	0	0	0	0
Theft of Motor Vehicle Parts	0	0	0	0
Theft - All Other Larceny	0	0	0	0
<b>Crimes Against Society</b>				
Drug/Narcotic Violations	0	0	0	0
Drug/Narcotic Equipment Violations	0	0	0	0
Gambling-Betting/Wagering	0	0	0	0
Gambling-Operating/Promoting	0	0	0	0
Gambling-Equipment Violation	0	0	0	0
Gambling-Sports Tampering	0	0	0	0
Pornography/Obscene Materials	0	0	0	0
Prostitution	0	0	0	0
Prostitution-Assisting/Promoting	0	0	0	0
Weapon Law Violations	0	0	0	0
<b>Total Group A Offenses</b>	<b>4</b>	<b>4</b>	<b>0</b>	<b>0</b>

*Note: Please see explanatory note on State Agency divider page concerning state level agency reporting numbers.*



# Tennessee Department of Safety

<b>Offense Overview</b>	
Offense Total	1,674
Number Cleared	1,665
Percent Cleared	99.5%

<b>Arrest Overview</b>	
Total Arrests	5,603
Adult Arrests	5,434
Juvenile Arrests	130
Unknown Age	39

Avg. number offenses/incident 1.36

<b>Domestic Violence Victims</b>		
Offense	Total	Arrests
Murder	0	0
Aggravated Assault	4	3
Simple Assault	3	3
Intimidation	7	6
Stalking	0	0
Forcible Rape	0	0
Forcible Sodomy	0	0
Sexual Assault w/Object	0	0
Forcible Fondling	0	0
Incest	0	0
Statutory Rape	0	0
Kidnapping/Abduction	1	1
<b>Total</b>	<b>15</b>	<b>13</b>

<b>TIBRS Group B Arrests</b>		
Offense	Adult	Juvenile
Bad Checks	1	0
Curfew/Vagrancy	1	0
Disorderly Conduct	18	3
DUI	3,414	23
Drunkenness	326	4
Family-Non Violent	0	0
Liquor Law Violation	108	14
Peeping Tom	0	0
Runaway	0	1
Trespass	0	0
All Other Offense	200	16
<b>Total Group B</b>	<b>4,068</b>	<b>61</b>

<b>TIBRS Group A Offenses</b>	<b>Offenses</b>		<b>Arrests</b>	
	Reported	Cleared	Adult	Juvenile
<b>Crimes Against Persons</b>				
Murder	0	0	0	0
Negligent Manslaughter	2	2	2	0
Kidnapping/Abduction	1	1	1	0
Forcible Rape	1	1	1	0
Forcible Sodomy	0	0	0	0
Sexual Assault w/Object	0	0	0	0
Forcible Fondling	0	0	0	0
Incest	0	0	0	0
Statutory Rape	0	0	0	0
Aggravated Assault	34	34	20	0
Simple Assault	17	17	15	0
Intimidation	28	28	19	1
Stalking	0	0	0	0
<b>Crimes Against Property</b>				
Arson	0	0	0	0
Bribery	0	0	0	0
Burglary	0	0	0	0
Counterfeiting/Forgery	12	12	13	2
Destruction/Damage/Vandalism	2	2	1	0
Embezzlement	0	0	0	0
Extortion/Blackmail	0	0	0	0
Fraud - False Pretenses	8	8	7	0
Fraud - Credit Card/ATM	0	0	0	0
Fraud - Impersonation	25	25	24	1
Fraud - Welfare	0	0	0	0
Fraud - Wire	0	0	0	0
Motor Vehicle Theft	1	1	0	1
Robbery	0	0	0	0
Stolen Property Offense	100	94	96	21
Theft - Pocket Picking	0	0	0	0
Theft - Purse Snatching	0	0	0	0
Theft - Shoplifting	0	0	0	0
Theft from Building	0	0	0	0
Theft from Coin Machine	0	0	0	0
Theft from Motor Vehicle	0	0	0	0
Theft of Motor Vehicle Parts	1	1	2	0
Theft - All Other Larceny	1	1	2	0
<b>Crimes Against Society</b>				
Drug/Narcotic Violations	880	877	973	40
Drug/Narcotic Equipment Violations	431	431	106	2
Gambling-Betting/Wagering	0	0	0	0
Gambling-Operating/Promoting	0	0	0	0
Gambling-Equipment Violation	2	2	2	0
Gambling-Sports Tampering	0	0	0	0
Pornography/Obscene Materials	0	0	0	0
Prostitution	0	0	0	0
Prostitution-Assisting/Promoting	0	0	0	0
Weapon Law Violations	128	128	82	1
<b>Total Group A Offenses</b>	<b>1,674</b>	<b>1,665</b>	<b>1,366</b>	<b>69</b>

*Note: Please see explanatory note on State Agency divider page concerning state level agency reporting numbers.*





# Tennessee State Fire Marshal-Arson/Bomb

<b>Offense Overview</b>	
Offense Total	17
Number Cleared	7
Percent Cleared	41.2%

<b>Arrest Overview</b>	
Total Arrests	6
Adult Arrests	4
Juvenile Arrests	2
Unknown Age	0

Avg. number offenses/incident 1.21

<b>Domestic Violence Victims</b>		
Offense	Total	Arrests
Murder	0	0
Aggravated Assault	2	0
Simple Assault	0	0
Intimidation	0	0
Stalking	0	0
Forcible Rape	0	0
Forcible Sodomy	0	0
Sexual Assault w/Object	0	0
Forcible Fondling	0	0
Incest	0	0
Statutory Rape	0	0
Kidnapping/Abduction	0	0
<b>Total</b>	<b>2</b>	<b>0</b>

<b>TIBRS Group B Arrests</b>		
Offense	Adult	Juvenile
Bad Checks	0	0
Curfew/Vagrancy	0	0
Disorderly Conduct	0	0
DUI	0	0
Drunkenness	0	0
Family-Non Violent	0	0
Liquor Law Violation	0	0
Peeping Tom	0	0
Runaway	0	0
Trespass	0	0
All Other Offense	0	0
<b>Total Group B</b>	<b>0</b>	<b>0</b>

<b>TIBRS Group A Offenses</b>	<b>Offenses</b>		<b>Arrests</b>	
	Reported	Cleared	Adult	Juvenile
<b>Crimes Against Persons</b>				
Murder	0	0	0	0
Negligent Manslaughter	0	0	0	0
Kidnapping/Abduction	0	0	0	0
Forcible Rape	0	0	0	0
Forcible Sodomy	0	0	0	0
Sexual Assault w/Object	0	0	0	0
Forcible Fondling	0	0	0	0
Incest	0	0	0	0
Statutory Rape	0	0	0	0
Aggravated Assault	3	3	0	0
Simple Assault	0	0	0	0
Intimidation	0	0	0	0
Stalking	0	0	0	0
<b>Crimes Against Property</b>				
Arson	12	3	4	0
Bribery	0	0	0	0
Burglary	0	0	0	0
Counterfeiting/Forgery	0	0	0	0
Destruction/Damage/Vandalism	0	0	0	0
Embezzlement	0	0	0	0
Extortion/Blackmail	0	0	0	0
Fraud - False Pretenses	0	0	0	0
Fraud - Credit Card/ATM	0	0	0	0
Fraud - Impersonation	0	0	0	0
Fraud - Welfare	0	0	0	0
Fraud - Wire	0	0	0	0
Motor Vehicle Theft	0	0	0	0
Robbery	0	0	0	0
Stolen Property Offense	0	0	0	0
Theft - Pocket Picking	0	0	0	0
Theft - Purse Snatching	0	0	0	0
Theft - Shoplifting	0	0	0	0
Theft from Building	0	0	0	0
Theft from Coin Machine	0	0	0	0
Theft from Motor Vehicle	0	0	0	0
Theft of Motor Vehicle Parts	0	0	0	0
Theft - All Other Larceny	0	0	0	0
<b>Crimes Against Society</b>				
Drug/Narcotic Violations	0	0	0	0
Drug/Narcotic Equipment Violations	0	0	0	0
Gambling-Betting/Wagering	0	0	0	0
Gambling-Operating/Promoting	0	0	0	0
Gambling-Equipment Violation	0	0	0	0
Gambling-Sports Tampering	0	0	0	0
Pornography/Obscene Materials	0	0	0	0
Prostitution	0	0	0	0
Prostitution-Assisting/Promoting	0	0	0	0
Weapon Law Violations	2	1	0	2
<b>Total Group A Offenses</b>	<b>17</b>	<b>7</b>	<b>4</b>	<b>2</b>

*Note: Please see explanatory note on State Agency divider page concerning state level agency reporting numbers.*



# Tennessee Wildlife Resources Agency - Crossville

## Offense Overview

Offense Total	10
Number Cleared	10
Percent Cleared	100.0%

## Arrest Overview

Total Arrests	43
Adult Arrests	43
Juvenile Arrests	0
Unknown Age	0

Avg. number offenses/incident 1.00

## Domestic Violence Victims

Offense	Total	Arrests
Murder	0	0
Aggravated Assault	0	0
Simple Assault	0	0
Intimidation	0	0
Stalking	0	0
Forcible Rape	0	0
Forcible Sodomy	0	0
Sexual Assault w/Object	0	0
Forcible Fondling	0	0
Incest	0	0
Statutory Rape	0	0
Kidnapping/Abduction	0	0
<b>Total</b>	<b>0</b>	<b>0</b>

## TIBRS Group B Arrests

Offense	Adult	Juvenile
Bad Checks	0	0
Curfew/Vagrancy	0	0
Disorderly Conduct	0	0
DUI	12	0
Drunkenness	0	0
Family-Non Violent	0	0
Liquor Law Violation	0	0
Peeping Tom	0	0
Runaway	0	0
Trespass	0	0
All Other Offense	20	0
<b>Total Group B</b>	<b>32</b>	<b>0</b>

TIBRS Group A Offenses	Offenses		Arrests	
	Reported	Cleared	Adult	Juvenile
<b>Crimes Against Persons</b>				
Murder	0	0	0	0
Negligent Manslaughter	0	0	0	0
Kidnapping/Abduction	0	0	0	0
Forcible Rape	0	0	0	0
Forcible Sodomy	0	0	0	0
Sexual Assault w/Object	0	0	0	0
Forcible Fondling	0	0	0	0
Incest	0	0	0	0
Statutory Rape	0	0	0	0
Aggravated Assault	0	0	0	0
Simple Assault	0	0	0	0
Intimidation	0	0	0	0
Stalking	0	0	0	0
<b>Crimes Against Property</b>				
Arson	0	0	0	0
Bribery	0	0	0	0
Burglary	0	0	0	0
Counterfeiting/Forgery	0	0	0	0
Destruction/Damage/Vandalism	0	0	0	0
Embezzlement	0	0	0	0
Extortion/Blackmail	0	0	0	0
Fraud - False Pretenses	0	0	0	0
Fraud - Credit Card/ATM	0	0	0	0
Fraud - Impersonation	0	0	0	0
Fraud - Welfare	0	0	0	0
Fraud - Wire	0	0	0	0
Motor Vehicle Theft	0	0	0	0
Robbery	0	0	0	0
Stolen Property Offense	0	0	0	0
Theft - Pocket Picking	0	0	0	0
Theft - Purse Snatching	0	0	0	0
Theft - Shoplifting	0	0	0	0
Theft from Building	0	0	0	0
Theft from Coin Machine	0	0	0	0
Theft from Motor Vehicle	0	0	0	0
Theft of Motor Vehicle Parts	0	0	0	0
Theft - All Other Larceny	0	0	0	0
<b>Crimes Against Society</b>				
Drug/Narcotic Violations	10	10	11	0
Drug/Narcotic Equipment Violations	0	0	0	0
Gambling-Betting/Wagering	0	0	0	0
Gambling-Operating/Promoting	0	0	0	0
Gambling-Equipment Violation	0	0	0	0
Gambling-Sports Tampering	0	0	0	0
Pornography/Obscene Materials	0	0	0	0
Prostitution	0	0	0	0
Prostitution-Assisting/Promoting	0	0	0	0
Weapon Law Violations	0	0	0	0
<b>Total Group A Offenses</b>	<b>10</b>	<b>10</b>	<b>11</b>	<b>0</b>

*Note: Please see explanatory note on State Agency divider page concerning state level agency reporting numbers.*



# Tennessee Wildlife Resources Agency - Jackson

## Offense Overview

Offense Total	7
Number Cleared	7
Percent Cleared	100.0%

## Arrest Overview

Total Arrests	48
Adult Arrests	45
Juvenile Arrests	3
Unknown Age	0

Avg. number offenses/incident 1.00

## Domestic Violence Victims

Offense	Total	Arrests
Murder	0	0
Aggravated Assault	0	0
Simple Assault	0	0
Intimidation	0	0
Stalking	0	0
Forcible Rape	0	0
Forcible Sodomy	0	0
Sexual Assault w/Object	0	0
Forcible Fondling	0	0
Incest	0	0
Statutory Rape	0	0
Kidnapping/Abduction	0	0
<b>Total</b>	<b>0</b>	<b>0</b>

## TIBRS Group B Arrests

Offense	Adult	Juvenile
Bad Checks	0	0
Curfew/Vagrancy	1	0
Disorderly Conduct	0	0
DUI	13	0
Drunkenness	2	0
Family-Non Violent	0	0
Liquor Law Violation	1	0
Peeping Tom	0	0
Runaway	0	0
Trespass	0	0
All Other Offense	18	1
<b>Total Group B</b>	<b>35</b>	<b>1</b>

TIBRS Group A Offenses	Offenses		Arrests	
	Reported	Cleared	Adult	Juvenile
<b>Crimes Against Persons</b>				
Murder	0	0	0	0
Negligent Manslaughter	0	0	0	0
Kidnapping/Abduction	0	0	0	0
Forcible Rape	0	0	0	0
Forcible Sodomy	0	0	0	0
Sexual Assault w/Object	0	0	0	0
Forcible Fondling	0	0	0	0
Incest	0	0	0	0
Statutory Rape	0	0	0	0
Aggravated Assault	0	0	0	0
Simple Assault	0	0	0	0
Intimidation	0	0	0	0
Stalking	0	0	0	0
<b>Crimes Against Property</b>				
Arson	0	0	0	0
Bribery	0	0	0	0
Burglary	0	0	0	0
Counterfeiting/Forgery	0	0	0	0
Destruction/Damage/Vandalism	0	0	0	0
Embezzlement	0	0	0	0
Extortion/Blackmail	0	0	0	0
Fraud - False Pretenses	0	0	0	0
Fraud - Credit Card/ATM	0	0	0	0
Fraud - Impersonation	0	0	0	0
Fraud - Welfare	0	0	0	0
Fraud - Wire	0	0	0	0
Motor Vehicle Theft	0	0	0	0
Robbery	0	0	0	0
Stolen Property Offense	0	0	0	0
Theft - Pocket Picking	0	0	0	0
Theft - Purse Snatching	0	0	0	0
Theft - Shoplifting	0	0	0	0
Theft from Building	0	0	0	0
Theft from Coin Machine	0	0	0	0
Theft from Motor Vehicle	0	0	0	0
Theft of Motor Vehicle Parts	0	0	0	0
Theft - All Other Larceny	0	0	0	0
<b>Crimes Against Society</b>				
Drug/Narcotic Violations	7	7	10	2
Drug/Narcotic Equipment Violations	0	0	0	0
Gambling-Betting/Wagering	0	0	0	0
Gambling-Operating/Promoting	0	0	0	0
Gambling-Equipment Violation	0	0	0	0
Gambling-Sports Tampering	0	0	0	0
Pornography/Obscene Materials	0	0	0	0
Prostitution	0	0	0	0
Prostitution-Assisting/Promoting	0	0	0	0
Weapon Law Violations	0	0	0	0
<b>Total Group A Offenses</b>	<b>7</b>	<b>7</b>	<b>10</b>	<b>2</b>

*Note: Please see explanatory note on State Agency divider page concerning state level agency reporting numbers.*



# Tennessee Wildlife Resources Agency - Nashville

## Offense Overview

Offense Total	56
Number Cleared	56
Percent Cleared	100.0%

## Arrest Overview

Total Arrests	143
Adult Arrests	129
Juvenile Arrests	11
Unknown Age	3

Avg. number offenses/incident 1.00

## Domestic Violence Victims

Offense	Total	Arrests
Murder	0	0
Aggravated Assault	0	0
Simple Assault	0	0
Intimidation	0	0
Stalking	0	0
Forcible Rape	0	0
Forcible Sodomy	0	0
Sexual Assault w/Object	0	0
Forcible Fondling	0	0
Incest	0	0
Statutory Rape	0	0
Kidnapping/Abduction	0	0
<b>Total</b>	<b>0</b>	<b>0</b>

## TIBRS Group B Arrests

Offense	Adult	Juvenile
Bad Checks	0	0
Curfew/Vagrancy	0	0
Disorderly Conduct	3	0
DUI	10	0
Drunkenness	2	0
Family-Non Violent	0	0
Liquor Law Violation	0	0
Peeping Tom	0	0
Runaway	0	0
Trespass	0	0
All Other Offense	65	7
<b>Total Group B</b>	<b>80</b>	<b>7</b>

TIBRS Group A Offenses	Offenses		Arrests	
	Reported	Cleared	Adult	Juvenile
<b>Crimes Against Persons</b>				
Murder	0	0	0	0
Negligent Manslaughter	0	0	0	0
Kidnapping/Abduction	0	0	0	0
Forcible Rape	0	0	0	0
Forcible Sodomy	0	0	0	0
Sexual Assault w/Object	0	0	0	0
Forcible Fondling	0	0	0	0
Incest	0	0	0	0
Statutory Rape	0	0	0	0
Aggravated Assault	0	0	0	0
Simple Assault	0	0	0	0
Intimidation	0	0	0	0
Stalking	0	0	0	0
<b>Crimes Against Property</b>				
Arson	0	0	0	0
Bribery	0	0	0	0
Burglary	0	0	0	0
Counterfeiting/Forgery	0	0	0	0
Destruction/Damage/Vandalism	0	0	0	0
Embezzlement	0	0	0	0
Extortion/Blackmail	0	0	0	0
Fraud - False Pretenses	0	0	0	0
Fraud - Credit Card/ATM	0	0	0	0
Fraud - Impersonation	0	0	0	0
Fraud - Welfare	0	0	0	0
Fraud - Wire	0	0	0	0
Motor Vehicle Theft	0	0	0	0
Robbery	0	0	0	0
Stolen Property Offense	0	0	0	0
Theft - Pocket Picking	0	0	0	0
Theft - Purse Snatching	0	0	0	0
Theft - Shoplifting	0	0	0	0
Theft from Building	0	0	0	0
Theft from Coin Machine	0	0	0	0
Theft from Motor Vehicle	0	0	0	0
Theft of Motor Vehicle Parts	0	0	0	0
Theft - All Other Larceny	0	0	0	0
<b>Crimes Against Society</b>				
Drug/Narcotic Violations	55	55	48	4
Drug/Narcotic Equipment Violations	0	0	0	0
Gambling-Betting/Wagering	0	0	0	0
Gambling-Operating/Promoting	0	0	0	0
Gambling-Equipment Violation	0	0	0	0
Gambling-Sports Tampering	0	0	0	0
Pornography/Obscene Materials	0	0	0	0
Prostitution	0	0	0	0
Prostitution-Assisting/Promoting	0	0	0	0
Weapon Law Violations	1	1	1	0
<b>Total Group A Offenses</b>	<b>56</b>	<b>56</b>	<b>49</b>	<b>4</b>

*Note: Please see explanatory note on State Agency divider page concerning state level agency reporting numbers.*



# Tennessee Wildlife Resources Agency - Talbot

<b>Offense Overview</b>	
Offense Total	61
Number Cleared	61
Percent Cleared	100.0%

<b>Arrest Overview</b>	
Total Arrests	236
Adult Arrests	223
Juvenile Arrests	10
Unknown Age	3

Avg. number offenses/incident 1.01

Domestic Violence Victims		
Offense	Total	Arrests
Murder	0	0
Aggravated Assault	0	0
Simple Assault	0	0
Intimidation	0	0
Stalking	0	0
Forcible Rape	0	0
Forcible Sodomy	0	0
Sexual Assault w/Object	0	0
Forcible Fondling	0	0
Incest	0	0
Statutory Rape	0	0
Kidnapping/Abduction	0	0
<b>Total</b>	<b>0</b>	<b>0</b>

TIBRS Group B Arrests		
Offense	Adult	Juvenile
Bad Checks	0	0
Curfew/Vagrancy	1	0
Disorderly Conduct	1	0
DUI	28	0
Drunkenness	10	0
Family-Non Violent	0	0
Liquor Law Violation	10	2
Peeping Tom	0	0
Runaway	0	0
Trespass	0	0
All Other Offense	114	6
<b>Total Group B</b>	<b>164</b>	<b>8</b>

TIBRS Group A Offenses	Offenses		Arrests	
	Reported	Cleared	Adult	Juvenile
<b>Crimes Against Persons</b>				
Murder	0	0	0	0
Negligent Manslaughter	0	0	0	0
Kidnapping/Abduction	0	0	0	0
Forcible Rape	0	0	0	0
Forcible Sodomy	0	0	0	0
Sexual Assault w/Object	0	0	0	0
Forcible Fondling	0	0	0	0
Incest	0	0	0	0
Statutory Rape	0	0	0	0
Aggravated Assault	1	1	1	0
Simple Assault	0	0	0	0
Intimidation	0	0	0	0
Stalking	0	0	0	0
<b>Crimes Against Property</b>				
Arson	0	0	0	0
Bribery	0	0	0	0
Burglary	0	0	0	0
Counterfeiting/Forgery	1	1	1	0
Destruction/Damage/Vandalism	0	0	0	0
Embezzlement	0	0	0	0
Extortion/Blackmail	0	0	0	0
Fraud - False Pretenses	0	0	0	0
Fraud - Credit Card/ATM	0	0	0	0
Fraud - Impersonation	2	2	2	0
Fraud - Welfare	0	0	0	0
Fraud - Wire	0	0	0	0
Motor Vehicle Theft	0	0	0	0
Robbery	0	0	0	0
Stolen Property Offense	0	0	0	0
Theft - Pocket Picking	0	0	0	0
Theft - Purse Snatching	0	0	0	0
Theft - Shoplifting	0	0	0	0
Theft from Building	0	0	0	0
Theft from Coin Machine	0	0	0	0
Theft from Motor Vehicle	0	0	0	0
Theft of Motor Vehicle Parts	0	0	0	0
Theft - All Other Larceny	0	0	0	0
<b>Crimes Against Society</b>				
Drug/Narcotic Violations	54	54	53	2
Drug/Narcotic Equipment Violations	3	3	2	0
Gambling-Betting/Wagering	0	0	0	0
Gambling-Operating/Promoting	0	0	0	0
Gambling-Equipment Violation	0	0	0	0
Gambling-Sports Tampering	0	0	0	0
Pornography/Obscene Materials	0	0	0	0
Prostitution	0	0	0	0
Prostitution-Assisting/Promoting	0	0	0	0
Weapon Law Violations	0	0	0	0
<b>Total Group A Offenses</b>	<b>61</b>	<b>61</b>	<b>59</b>	<b>2</b>

*Note: Please see explanatory note on State Agency divider page concerning state level agency reporting numbers.*







# State Parks

**2002**





# Bicentennial Capitol Mall State Park

## Offense Overview

Offense Total	3
Number Cleared	2
Percent Cleared	66.7%

## Arrest Overview

Total Arrests	6
Adult Arrests	5
Juvenile Arrests	1
Unknown Age	0

Avg. number offenses/incident 1.00

### Domestic Violence Victims

Offense	Total	Arrests
Murder	0	0
Aggravated Assault	0	0
Simple Assault	0	0
Intimidation	0	0
Stalking	0	0
Forcible Rape	0	0
Forcible Sodomy	0	0
Sexual Assault w/Object	0	0
Forcible Fondling	0	0
Incest	0	0
Statutory Rape	0	0
Kidnapping/Abduction	0	0
<b>Total</b>	<b>0</b>	<b>0</b>

### TIBRS Group B Arrests

Offense	Adult	Juvenile
Bad Checks	0	0
Curfew/Vagrancy	0	0
Disorderly Conduct	0	0
DUI	1	0
Drunkenness	0	0
Family-Non Violent	0	0
Liquor Law Violation	0	0
Peeping Tom	0	0
Runaway	0	0
Trespass	0	0
All Other Offense	3	0
<b>Total Group B</b>	<b>4</b>	<b>0</b>

TIBRS Group A Offenses	Offenses		Arrests	
	Reported	Cleared	Adult	Juvenile
<b>Crimes Against Persons</b>				
Murder	0	0	0	0
Negligent Manslaughter	0	0	0	0
Kidnapping/Abduction	0	0	0	0
Forcible Rape	0	0	0	0
Forcible Sodomy	0	0	0	0
Sexual Assault w/Object	0	0	0	0
Forcible Fondling	0	0	0	0
Incest	0	0	0	0
Statutory Rape	0	0	0	0
Aggravated Assault	0	0	0	0
Simple Assault	0	0	0	0
Intimidation	0	0	0	0
Stalking	0	0	0	0
<b>Crimes Against Property</b>				
Arson	0	0	0	0
Bribery	0	0	0	0
Burglary	0	0	0	0
Counterfeiting/Forgery	0	0	0	0
Destruction/Damage/Vandalism	1	1	0	1
Embezzlement	0	0	0	0
Extortion/Blackmail	0	0	0	0
Fraud - False Pretenses	0	0	0	0
Fraud - Credit Card/ATM	0	0	0	0
Fraud - Impersonation	0	0	0	0
Fraud - Welfare	0	0	0	0
Fraud - Wire	0	0	0	0
Motor Vehicle Theft	0	0	0	0
Robbery	0	0	0	0
Stolen Property Offense	0	0	0	0
Theft - Pocket Picking	0	0	0	0
Theft - Purse Snatching	0	0	0	0
Theft - Shoplifting	1	1	1	0
Theft from Building	0	0	0	0
Theft from Coin Machine	0	0	0	0
Theft from Motor Vehicle	1	0	0	0
Theft of Motor Vehicle Parts	0	0	0	0
Theft - All Other Larceny	0	0	0	0
<b>Crimes Against Society</b>				
Drug/Narcotic Violations	0	0	0	0
Drug/Narcotic Equipment Violations	0	0	0	0
Gambling-Betting/Wagering	0	0	0	0
Gambling-Operating/Promoting	0	0	0	0
Gambling-Equipment Violation	0	0	0	0
Gambling-Sports Tampering	0	0	0	0
Pornography/Obscene Materials	0	0	0	0
Prostitution	0	0	0	0
Prostitution-Assisting/Promoting	0	0	0	0
Weapon Law Violations	0	0	0	0
<b>Total Group A Offenses</b>	<b>3</b>	<b>2</b>	<b>1</b>	<b>1</b>



# Big Ridge State Park

## Offense Overview

Offense Total	0
Number Cleared	0
Percent Cleared	0.0%

## Arrest Overview

Total Arrests	7
Adult Arrests	7
Juvenile Arrests	0
Unknown Age	0

Avg. number offenses/incident      1.00

## Domestic Violence Victims

Offense	Total	Arrests
Murder	0	0
Aggravated Assault	0	0
Simple Assault	0	0
Intimidation	0	0
Stalking	0	0
Forcible Rape	0	0
Forcible Sodomy	0	0
Sexual Assault w/Object	0	0
Forcible Fondling	0	0
Incest	0	0
Statutory Rape	0	0
Kidnapping/Abduction	0	0
<b>Total</b>	<b>0</b>	<b>0</b>

## TIBRS Group B Arrests

Offense	Adult	Juvenile
Bad Checks	0	0
Curfew/Vagrancy	0	0
Disorderly Conduct	0	0
DUI	1	0
Drunkenness	0	0
Family-Non Violent	0	0
Liquor Law Violation	6	0
Peeping Tom	0	0
Runaway	0	0
Trespass	0	0
All Other Offense	0	0
<b>Total Group B</b>	<b>7</b>	<b>0</b>

TIBRS Group A Offenses	Offenses		Arrests	
	Reported	Cleared	Adult	Juvenile
<b>Crimes Against Persons</b>				
Murder	0	0	0	0
Negligent Manslaughter	0	0	0	0
Kidnapping/Abduction	0	0	0	0
Forcible Rape	0	0	0	0
Forcible Sodomy	0	0	0	0
Sexual Assault w/Object	0	0	0	0
Forcible Fondling	0	0	0	0
Incest	0	0	0	0
Statutory Rape	0	0	0	0
Aggravated Assault	0	0	0	0
Simple Assault	0	0	0	0
Intimidation	0	0	0	0
Stalking	0	0	0	0
<b>Crimes Against Property</b>				
Arson	0	0	0	0
Bribery	0	0	0	0
Burglary	0	0	0	0
Counterfeiting/Forgery	0	0	0	0
Destruction/Damage/Vandalism	0	0	0	0
Embezzlement	0	0	0	0
Extortion/Blackmail	0	0	0	0
Fraud - False Pretenses	0	0	0	0
Fraud - Credit Card/ATM	0	0	0	0
Fraud - Impersonation	0	0	0	0
Fraud - Welfare	0	0	0	0
Fraud - Wire	0	0	0	0
Motor Vehicle Theft	0	0	0	0
Robbery	0	0	0	0
Stolen Property Offense	0	0	0	0
Theft - Pocket Picking	0	0	0	0
Theft - Purse Snatching	0	0	0	0
Theft - Shoplifting	0	0	0	0
Theft from Building	0	0	0	0
Theft from Coin Machine	0	0	0	0
Theft from Motor Vehicle	0	0	0	0
Theft of Motor Vehicle Parts	0	0	0	0
Theft - All Other Larceny	0	0	0	0
<b>Crimes Against Society</b>				
Drug/Narcotic Violations	0	0	0	0
Drug/Narcotic Equipment Violations	0	0	0	0
Gambling-Betting/Wagering	0	0	0	0
Gambling-Operating/Promoting	0	0	0	0
Gambling-Equipment Violation	0	0	0	0
Gambling-Sports Tampering	0	0	0	0
Pornography/Obscene Materials	0	0	0	0
Prostitution	0	0	0	0
Prostitution-Assisting/Promoting	0	0	0	0
Weapon Law Violations	0	0	0	0
<b>Total Group A Offenses</b>	<b>0</b>	<b>0</b>	<b>0</b>	<b>0</b>



# Booker T. Washington State Park

## Offense Overview

Offense Total	4
Number Cleared	0
Percent Cleared	0.0%

## Arrest Overview

Total Arrests	0
Adult Arrests	0
Juvenile Arrests	0
Unknown Age	0

Avg. number offenses/incident                      1.00

### Domestic Violence Victims

Offense	Total	Arrests
Murder	0	0
Aggravated Assault	0	0
Simple Assault	0	0
Intimidation	0	0
Stalking	0	0
Forcible Rape	0	0
Forcible Sodomy	0	0
Sexual Assault w/Object	0	0
Forcible Fondling	0	0
Incest	0	0
Statutory Rape	0	0
Kidnapping/Abduction	0	0
<b>Total</b>	<b>0</b>	<b>0</b>

### TIBRS Group B Arrests

Offense	Adult	Juvenile
Bad Checks	0	0
Curfew/Vagrancy	0	0
Disorderly Conduct	0	0
DUI	0	0
Drunkenness	0	0
Family-Non Violent	0	0
Liquor Law Violation	0	0
Peeping Tom	0	0
Runaway	0	0
Trespass	0	0
All Other Offense	0	0
<b>Total Group B</b>	<b>0</b>	<b>0</b>

TIBRS Group A Offenses	Offenses		Arrests	
	Reported	Cleared	Adult	Juvenile
<b>Crimes Against Persons</b>				
Murder	0	0	0	0
Negligent Manslaughter	0	0	0	0
Kidnapping/Abduction	0	0	0	0
Forcible Rape	0	0	0	0
Forcible Sodomy	0	0	0	0
Sexual Assault w/Object	0	0	0	0
Forcible Fondling	0	0	0	0
Incest	0	0	0	0
Statutory Rape	0	0	0	0
Aggravated Assault	0	0	0	0
Simple Assault	1	0	0	0
Intimidation	0	0	0	0
Stalking	0	0	0	0
<b>Crimes Against Property</b>				
Arson	0	0	0	0
Bribery	0	0	0	0
Burglary	0	0	0	0
Counterfeiting/Forgery	0	0	0	0
Destruction/Damage/Vandalism	3	0	0	0
Embezzlement	0	0	0	0
Extortion/Blackmail	0	0	0	0
Fraud - False Pretenses	0	0	0	0
Fraud - Credit Card/ATM	0	0	0	0
Fraud - Impersonation	0	0	0	0
Fraud - Welfare	0	0	0	0
Fraud - Wire	0	0	0	0
Motor Vehicle Theft	0	0	0	0
Robbery	0	0	0	0
Stolen Property Offense	0	0	0	0
Theft - Pocket Picking	0	0	0	0
Theft - Purse Snatching	0	0	0	0
Theft - Shoplifting	0	0	0	0
Theft from Building	0	0	0	0
Theft from Coin Machine	0	0	0	0
Theft from Motor Vehicle	0	0	0	0
Theft of Motor Vehicle Parts	0	0	0	0
Theft - All Other Larceny	0	0	0	0
<b>Crimes Against Society</b>				
Drug/Narcotic Violations	0	0	0	0
Drug/Narcotic Equipment Violations	0	0	0	0
Gambling-Betting/Wagering	0	0	0	0
Gambling-Operating/Promoting	0	0	0	0
Gambling-Equipment Violation	0	0	0	0
Gambling-Sports Tampering	0	0	0	0
Pornography/Obscene Materials	0	0	0	0
Prostitution	0	0	0	0
Prostitution-Assisting/Promoting	0	0	0	0
Weapon Law Violations	0	0	0	0
<b>Total Group A Offenses</b>	<b>4</b>	<b>0</b>	<b>0</b>	<b>0</b>



# Cedars of Lebanon State Park

## Offense Overview

Offense Total	6
Number Cleared	1
Percent Cleared	16.7%

## Arrest Overview

Total Arrests	2
Adult Arrests	2
Juvenile Arrests	0
Unknown Age	0

Avg. number offenses/incident      1.50

## Domestic Violence Victims

Offense	Total	Arrests
Murder	0	0
Aggravated Assault	0	0
Simple Assault	0	0
Intimidation	0	0
Stalking	0	0
Forcible Rape	0	0
Forcible Sodomy	0	0
Sexual Assault w/Object	0	0
Forcible Fondling	0	0
Incest	0	0
Statutory Rape	0	0
Kidnapping/Abduction	0	0
<b>Total</b>	<b>0</b>	<b>0</b>

## TIBRS Group B Arrests

Offense	Adult	Juvenile
Bad Checks	0	0
Curfew/Vagrancy	0	0
Disorderly Conduct	0	0
DUI	0	0
Drunkenness	0	0
Family-Non Violent	0	0
Liquor Law Violation	0	0
Peeping Tom	0	0
Runaway	0	0
Trespass	0	0
All Other Offense	1	0
<b>Total Group B</b>	<b>1</b>	<b>0</b>

TIBRS Group A Offenses	Offenses		Arrests	
	Reported	Cleared	Adult	Juvenile
<b>Crimes Against Persons</b>				
Murder	0	0	0	0
Negligent Manslaughter	0	0	0	0
Kidnapping/Abduction	0	0	0	0
Forcible Rape	0	0	0	0
Forcible Sodomy	0	0	0	0
Sexual Assault w/Object	0	0	0	0
Forcible Fondling	0	0	0	0
Incest	0	0	0	0
Statutory Rape	0	0	0	0
Aggravated Assault	0	0	0	0
Simple Assault	2	0	0	0
Intimidation	0	0	0	0
Stalking	0	0	0	0
<b>Crimes Against Property</b>				
Arson	0	0	0	0
Bribery	0	0	0	0
Burglary	1	1	1	0
Counterfeiting/Forgery	0	0	0	0
Destruction/Damage/Vandalism	1	0	0	0
Embezzlement	0	0	0	0
Extortion/Blackmail	0	0	0	0
Fraud - False Pretenses	0	0	0	0
Fraud - Credit Card/ATM	0	0	0	0
Fraud - Impersonation	0	0	0	0
Fraud - Welfare	0	0	0	0
Fraud - Wire	0	0	0	0
Motor Vehicle Theft	0	0	0	0
Robbery	1	0	0	0
Stolen Property Offense	0	0	0	0
Theft - Pocket Picking	0	0	0	0
Theft - Purse Snatching	0	0	0	0
Theft - Shoplifting	0	0	0	0
Theft from Building	0	0	0	0
Theft from Coin Machine	1	0	0	0
Theft from Motor Vehicle	0	0	0	0
Theft of Motor Vehicle Parts	0	0	0	0
Theft - All Other Larceny	0	0	0	0
<b>Crimes Against Society</b>				
Drug/Narcotic Violations	0	0	0	0
Drug/Narcotic Equipment Violations	0	0	0	0
Gambling-Betting/Wagering	0	0	0	0
Gambling-Operating/Promoting	0	0	0	0
Gambling-Equipment Violation	0	0	0	0
Gambling-Sports Tampering	0	0	0	0
Pornography/Obscene Materials	0	0	0	0
Prostitution	0	0	0	0
Prostitution-Assisting/Promoting	0	0	0	0
Weapon Law Violations	0	0	0	0
<b>Total Group A Offenses</b>	<b>6</b>	<b>1</b>	<b>1</b>	<b>0</b>



# Chickasaw State Park

### Offense Overview

Offense Total	1
Number Cleared	0
Percent Cleared	0.0%

### Arrest Overview

Total Arrests	0
Adult Arrests	0
Juvenile Arrests	0
Unknown Age	0

Avg. number offenses/incident 1.00

### Domestic Violence Victims

Offense	Total	Arrests
Murder	0	0
Aggravated Assault	0	0
Simple Assault	0	0
Intimidation	0	0
Stalking	0	0
Forcible Rape	0	0
Forcible Sodomy	0	0
Sexual Assault w/Object	0	0
Forcible Fondling	0	0
Incest	0	0
Statutory Rape	0	0
Kidnapping/Abduction	0	0
<b>Total</b>	<b>0</b>	<b>0</b>

### TIBRS Group B Arrests

Offense	Adult	Juvenile
Bad Checks	0	0
Curfew/Vagrancy	0	0
Disorderly Conduct	0	0
DUI	0	0
Drunkenness	0	0
Family-Non Violent	0	0
Liquor Law Violation	0	0
Peeping Tom	0	0
Runaway	0	0
Trespass	0	0
All Other Offense	0	0
<b>Total Group B</b>	<b>0</b>	<b>0</b>

TIBRS Group A Offenses	Offenses		Arrests	
	Reported	Cleared	Adult	Juvenile
<b>Crimes Against Persons</b>				
Murder	0	0	0	0
Negligent Manslaughter	0	0	0	0
Kidnapping/Abduction	0	0	0	0
Forcible Rape	0	0	0	0
Forcible Sodomy	0	0	0	0
Sexual Assault w/Object	0	0	0	0
Forcible Fondling	0	0	0	0
Incest	0	0	0	0
Statutory Rape	0	0	0	0
Aggravated Assault	0	0	0	0
Simple Assault	0	0	0	0
Intimidation	0	0	0	0
Stalking	0	0	0	0
<b>Crimes Against Property</b>				
Arson	0	0	0	0
Bribery	0	0	0	0
Burglary	0	0	0	0
Counterfeiting/Forgery	0	0	0	0
Destruction/Damage/Vandalism	1	0	0	0
Embezzlement	0	0	0	0
Extortion/Blackmail	0	0	0	0
Fraud - False Pretenses	0	0	0	0
Fraud - Credit Card/ATM	0	0	0	0
Fraud - Impersonation	0	0	0	0
Fraud - Welfare	0	0	0	0
Fraud - Wire	0	0	0	0
Motor Vehicle Theft	0	0	0	0
Robbery	0	0	0	0
Stolen Property Offense	0	0	0	0
Theft - Pocket Picking	0	0	0	0
Theft - Purse Snatching	0	0	0	0
Theft - Shoplifting	0	0	0	0
Theft from Building	0	0	0	0
Theft from Coin Machine	0	0	0	0
Theft from Motor Vehicle	0	0	0	0
Theft of Motor Vehicle Parts	0	0	0	0
Theft - All Other Larceny	0	0	0	0
<b>Crimes Against Society</b>				
Drug/Narcotic Violations	0	0	0	0
Drug/Narcotic Equipment Violations	0	0	0	0
Gambling-Betting/Wagering	0	0	0	0
Gambling-Operating/Promoting	0	0	0	0
Gambling-Equipment Violation	0	0	0	0
Gambling-Sports Tampering	0	0	0	0
Pornography/Obscene Materials	0	0	0	0
Prostitution	0	0	0	0
Prostitution-Assisting/Promoting	0	0	0	0
Weapon Law Violations	0	0	0	0
<b>Total Group A Offenses</b>	<b>1</b>	<b>0</b>	<b>0</b>	<b>0</b>



# Cumberland Mountain State Park

## Offense Overview

Offense Total	2
Number Cleared	0
Percent Cleared	0.0%

## Arrest Overview

Total Arrests	0
Adult Arrests	0
Juvenile Arrests	0
Unknown Age	0

Avg. number offenses/incident 1.00

### Domestic Violence Victims

Offense	Total	Arrests
Murder	0	0
Aggravated Assault	0	0
Simple Assault	0	0
Intimidation	0	0
Stalking	0	0
Forcible Rape	0	0
Forcible Sodomy	0	0
Sexual Assault w/Object	0	0
Forcible Fondling	0	0
Incest	0	0
Statutory Rape	0	0
Kidnapping/Abduction	0	0
<b>Total</b>	<b>0</b>	<b>0</b>

### TIBRS Group B Arrests

Offense	Adult	Juvenile
Bad Checks	0	0
Curfew/Vagrancy	0	0
Disorderly Conduct	0	0
DUI	0	0
Drunkenness	0	0
Family-Non Violent	0	0
Liquor Law Violation	0	0
Peeping Tom	0	0
Runaway	0	0
Trespass	0	0
All Other Offense	0	0
<b>Total Group B</b>	<b>0</b>	<b>0</b>

TIBRS Group A Offenses	Offenses		Arrests	
	Reported	Cleared	Adult	Juvenile
<b>Crimes Against Persons</b>				
Murder	0	0	0	0
Negligent Manslaughter	0	0	0	0
Kidnapping/Abduction	0	0	0	0
Forcible Rape	0	0	0	0
Forcible Sodomy	0	0	0	0
Sexual Assault w/Object	0	0	0	0
Forcible Fondling	0	0	0	0
Incest	0	0	0	0
Statutory Rape	0	0	0	0
Aggravated Assault	0	0	0	0
Simple Assault	0	0	0	0
Intimidation	0	0	0	0
Stalking	0	0	0	0
<b>Crimes Against Property</b>				
Arson	0	0	0	0
Bribery	0	0	0	0
Burglary	0	0	0	0
Counterfeiting/Forgery	0	0	0	0
Destruction/Damage/Vandalism	2	0	0	0
Embezzlement	0	0	0	0
Extortion/Blackmail	0	0	0	0
Fraud - False Pretenses	0	0	0	0
Fraud - Credit Card/ATM	0	0	0	0
Fraud - Impersonation	0	0	0	0
Fraud - Welfare	0	0	0	0
Fraud - Wire	0	0	0	0
Motor Vehicle Theft	0	0	0	0
Robbery	0	0	0	0
Stolen Property Offense	0	0	0	0
Theft - Pocket Picking	0	0	0	0
Theft - Purse Snatching	0	0	0	0
Theft - Shoplifting	0	0	0	0
Theft from Building	0	0	0	0
Theft from Coin Machine	0	0	0	0
Theft from Motor Vehicle	0	0	0	0
Theft of Motor Vehicle Parts	0	0	0	0
Theft - All Other Larceny	0	0	0	0
<b>Crimes Against Society</b>				
Drug/Narcotic Violations	0	0	0	0
Drug/Narcotic Equipment Violations	0	0	0	0
Gambling-Betting/Wagering	0	0	0	0
Gambling-Operating/Promoting	0	0	0	0
Gambling-Equipment Violation	0	0	0	0
Gambling-Sports Tampering	0	0	0	0
Pornography/Obscene Materials	0	0	0	0
Prostitution	0	0	0	0
Prostitution-Assisting/Promoting	0	0	0	0
Weapon Law Violations	0	0	0	0
<b>Total Group A Offenses</b>	<b>2</b>	<b>0</b>	<b>0</b>	<b>0</b>



# David Crockett State Park

### Offense Overview

Offense Total	1
Number Cleared	0
Percent Cleared	0.0%

### Arrest Overview

Total Arrests	4
Adult Arrests	3
Juvenile Arrests	1
Unknown Age	0

Avg. number offenses/incident 1.00

### Domestic Violence Victims

Offense	Total	Arrests
Murder	0	0
Aggravated Assault	0	0
Simple Assault	0	0
Intimidation	0	0
Stalking	0	0
Forcible Rape	0	0
Forcible Sodomy	0	0
Sexual Assault w/Object	0	0
Forcible Fondling	0	0
Incest	0	0
Statutory Rape	0	0
Kidnapping/Abduction	0	0
<b>Total</b>	<b>0</b>	<b>0</b>

### TIBRS Group B Arrests

Offense	Adult	Juvenile
Bad Checks	0	0
Curfew/Vagrancy	0	0
Disorderly Conduct	0	0
DUI	0	0
Drunkenness	0	0
Family-Non Violent	0	0
Liquor Law Violation	3	0
Peeping Tom	0	0
Runaway	0	0
Trespass	0	0
All Other Offense	0	1
<b>Total Group B</b>	<b>3</b>	<b>1</b>

TIBRS Group A Offenses	Offenses		Arrests	
	Reported	Cleared	Adult	Juvenile
<b>Crimes Against Persons</b>				
Murder	0	0	0	0
Negligent Manslaughter	0	0	0	0
Kidnapping/Abduction	0	0	0	0
Forcible Rape	0	0	0	0
Forcible Sodomy	0	0	0	0
Sexual Assault w/Object	0	0	0	0
Forcible Fondling	0	0	0	0
Incest	0	0	0	0
Statutory Rape	0	0	0	0
Aggravated Assault	0	0	0	0
Simple Assault	0	0	0	0
Intimidation	0	0	0	0
Stalking	0	0	0	0
<b>Crimes Against Property</b>				
Arson	0	0	0	0
Bribery	0	0	0	0
Burglary	0	0	0	0
Counterfeiting/Forgery	0	0	0	0
Destruction/Damage/Vandalism	1	0	0	0
Embezzlement	0	0	0	0
Extortion/Blackmail	0	0	0	0
Fraud - False Pretenses	0	0	0	0
Fraud - Credit Card/ATM	0	0	0	0
Fraud - Impersonation	0	0	0	0
Fraud - Welfare	0	0	0	0
Fraud - Wire	0	0	0	0
Motor Vehicle Theft	0	0	0	0
Robbery	0	0	0	0
Stolen Property Offense	0	0	0	0
Theft - Pocket Picking	0	0	0	0
Theft - Purse Snatching	0	0	0	0
Theft - Shoplifting	0	0	0	0
Theft from Building	0	0	0	0
Theft from Coin Machine	0	0	0	0
Theft from Motor Vehicle	0	0	0	0
Theft of Motor Vehicle Parts	0	0	0	0
Theft - All Other Larceny	0	0	0	0
<b>Crimes Against Society</b>				
Drug/Narcotic Violations	0	0	0	0
Drug/Narcotic Equipment Violations	0	0	0	0
Gambling-Betting/Wagering	0	0	0	0
Gambling-Operating/Promoting	0	0	0	0
Gambling-Equipment Violation	0	0	0	0
Gambling-Sports Tampering	0	0	0	0
Pornography/Obscene Materials	0	0	0	0
Prostitution	0	0	0	0
Prostitution-Assisting/Promoting	0	0	0	0
Weapon Law Violations	0	0	0	0
<b>Total Group A Offenses</b>	<b>1</b>	<b>0</b>	<b>0</b>	<b>0</b>



# Davy Crockett Birthplace State Park

## Offense Overview

Offense Total	2
Number Cleared	0
Percent Cleared	0.0%

## Arrest Overview

Total Arrests	4
Adult Arrests	4
Juvenile Arrests	0
Unknown Age	0

Avg. number offenses/incident 1.00

## Domestic Violence Victims

Offense	Total	Arrests
Murder	0	0
Aggravated Assault	0	0
Simple Assault	0	0
Intimidation	0	0
Stalking	0	0
Forcible Rape	0	0
Forcible Sodomy	0	0
Sexual Assault w/Object	0	0
Forcible Fondling	0	0
Incest	0	0
Statutory Rape	0	0
Kidnapping/Abduction	0	0
<b>Total</b>	<b>0</b>	<b>0</b>

## TIBRS Group B Arrests

Offense	Adult	Juvenile
Bad Checks	0	0
Curfew/Vagrancy	0	0
Disorderly Conduct	0	0
DUI	0	0
Drunkenness	1	0
Family-Non Violent	0	0
Liquor Law Violation	3	0
Peeping Tom	0	0
Runaway	0	0
Trespass	0	0
All Other Offense	0	0
<b>Total Group B</b>	<b>4</b>	<b>0</b>

TIBRS Group A Offenses	Offenses		Arrests	
	Reported	Cleared	Adult	Juvenile
<b>Crimes Against Persons</b>				
Murder	0	0	0	0
Negligent Manslaughter	0	0	0	0
Kidnapping/Abduction	0	0	0	0
Forcible Rape	0	0	0	0
Forcible Sodomy	0	0	0	0
Sexual Assault w/Object	0	0	0	0
Forcible Fondling	0	0	0	0
Incest	0	0	0	0
Statutory Rape	0	0	0	0
Aggravated Assault	0	0	0	0
Simple Assault	0	0	0	0
Intimidation	0	0	0	0
Stalking	0	0	0	0
<b>Crimes Against Property</b>				
Arson	0	0	0	0
Bribery	0	0	0	0
Burglary	0	0	0	0
Counterfeiting/Forgery	0	0	0	0
Destruction/Damage/Vandalism	0	0	0	0
Embezzlement	0	0	0	0
Extortion/Blackmail	0	0	0	0
Fraud - False Pretenses	0	0	0	0
Fraud - Credit Card/ATM	0	0	0	0
Fraud - Impersonation	0	0	0	0
Fraud - Welfare	0	0	0	0
Fraud - Wire	0	0	0	0
Motor Vehicle Theft	0	0	0	0
Robbery	0	0	0	0
Stolen Property Offense	0	0	0	0
Theft - Pocket Picking	0	0	0	0
Theft - Purse Snatching	0	0	0	0
Theft - Shoplifting	0	0	0	0
Theft from Building	0	0	0	0
Theft from Coin Machine	0	0	0	0
Theft from Motor Vehicle	0	0	0	0
Theft of Motor Vehicle Parts	0	0	0	0
Theft - All Other Larceny	2	0	0	0
<b>Crimes Against Society</b>				
Drug/Narcotic Violations	0	0	0	0
Drug/Narcotic Equipment Violations	0	0	0	0
Gambling-Betting/Wagering	0	0	0	0
Gambling-Operating/Promoting	0	0	0	0
Gambling-Equipment Violation	0	0	0	0
Gambling-Sports Tampering	0	0	0	0
Pornography/Obscene Materials	0	0	0	0
Prostitution	0	0	0	0
Prostitution-Assisting/Promoting	0	0	0	0
Weapon Law Violations	0	0	0	0
<b>Total Group A Offenses</b>	<b>2</b>	<b>0</b>	<b>0</b>	<b>0</b>





# Edgar Evins State Park

## Offense Overview

Offense Total	5
Number Cleared	0
Percent Cleared	0.0%

## Arrest Overview

Total Arrests	5
Adult Arrests	5
Juvenile Arrests	0
Unknown Age	0

Avg. number offenses/incident 1.00

### Domestic Violence Victims

Offense	Total	Arrests
Murder	0	0
Aggravated Assault	0	0
Simple Assault	0	0
Intimidation	0	0
Stalking	0	0
Forcible Rape	0	0
Forcible Sodomy	0	0
Sexual Assault w/Object	0	0
Forcible Fondling	0	0
Incest	0	0
Statutory Rape	0	0
Kidnapping/Abduction	0	0
<b>Total</b>	<b>0</b>	<b>0</b>

### TIBRS Group B Arrests

Offense	Adult	Juvenile
Bad Checks	0	0
Curfew/Vagrancy	0	0
Disorderly Conduct	0	0
DUI	0	0
Drunkenness	0	0
Family-Non Violent	0	0
Liquor Law Violation	3	0
Peeping Tom	0	0
Runaway	0	0
Trespass	0	0
All Other Offense	2	0
<b>Total Group B</b>	<b>5</b>	<b>0</b>

TIBRS Group A Offenses	Offenses		Arrests	
	Reported	Cleared	Adult	Juvenile
<b>Crimes Against Persons</b>				
Murder	0	0	0	0
Negligent Manslaughter	0	0	0	0
Kidnapping/Abduction	0	0	0	0
Forcible Rape	0	0	0	0
Forcible Sodomy	0	0	0	0
Sexual Assault w/Object	0	0	0	0
Forcible Fondling	0	0	0	0
Incest	0	0	0	0
Statutory Rape	0	0	0	0
Aggravated Assault	0	0	0	0
Simple Assault	0	0	0	0
Intimidation	0	0	0	0
Stalking	0	0	0	0
<b>Crimes Against Property</b>				
Arson	0	0	0	0
Bribery	0	0	0	0
Burglary	0	0	0	0
Counterfeiting/Forgery	0	0	0	0
Destruction/Damage/Vandalism	0	0	0	0
Embezzlement	0	0	0	0
Extortion/Blackmail	0	0	0	0
Fraud - False Pretenses	0	0	0	0
Fraud - Credit Card/ATM	0	0	0	0
Fraud - Impersonation	0	0	0	0
Fraud - Welfare	0	0	0	0
Fraud - Wire	0	0	0	0
Motor Vehicle Theft	0	0	0	0
Robbery	0	0	0	0
Stolen Property Offense	0	0	0	0
Theft - Pocket Picking	0	0	0	0
Theft - Purse Snatching	0	0	0	0
Theft - Shoplifting	0	0	0	0
Theft from Building	0	0	0	0
Theft from Coin Machine	0	0	0	0
Theft from Motor Vehicle	0	0	0	0
Theft of Motor Vehicle Parts	0	0	0	0
Theft - All Other Larceny	5	0	0	0
<b>Crimes Against Society</b>				
Drug/Narcotic Violations	0	0	0	0
Drug/Narcotic Equipment Violations	0	0	0	0
Gambling-Betting/Wagering	0	0	0	0
Gambling-Operating/Promoting	0	0	0	0
Gambling-Equipment Violation	0	0	0	0
Gambling-Sports Tampering	0	0	0	0
Pornography/Obscene Materials	0	0	0	0
Prostitution	0	0	0	0
Prostitution-Assisting/Promoting	0	0	0	0
Weapon Law Violations	0	0	0	0
<b>Total Group A Offenses</b>	<b>5</b>	<b>0</b>	<b>0</b>	<b>0</b>



# Fall Creek Falls State Park

## Offense Overview

Offense Total	4
Number Cleared	0
Percent Cleared	0.0%

## Arrest Overview

Total Arrests	0
Adult Arrests	0
Juvenile Arrests	0
Unknown Age	0

Avg. number offenses/incident      1.00

### Domestic Violence Victims

Offense	Total	Arrests
Murder	0	0
Aggravated Assault	0	0
Simple Assault	0	0
Intimidation	0	0
Stalking	0	0
Forcible Rape	0	0
Forcible Sodomy	0	0
Sexual Assault w/Object	0	0
Forcible Fondling	0	0
Incest	0	0
Statutory Rape	0	0
Kidnapping/Abduction	0	0
<b>Total</b>	<b>0</b>	<b>0</b>

### TIBRS Group B Arrests

Offense	Adult	Juvenile
Bad Checks	0	0
Curfew/Vagrancy	0	0
Disorderly Conduct	0	0
DUI	0	0
Drunkenness	0	0
Family-Non Violent	0	0
Liquor Law Violation	0	0
Peeping Tom	0	0
Runaway	0	0
Trespass	0	0
All Other Offense	0	0
<b>Total Group B</b>	<b>0</b>	<b>0</b>

TIBRS Group A Offenses	Offenses		Arrests	
	Reported	Cleared	Adult	Juvenile
<b>Crimes Against Persons</b>				
Murder	0	0	0	0
Negligent Manslaughter	0	0	0	0
Kidnapping/Abduction	0	0	0	0
Forcible Rape	0	0	0	0
Forcible Sodomy	0	0	0	0
Sexual Assault w/Object	0	0	0	0
Forcible Fondling	0	0	0	0
Incest	0	0	0	0
Statutory Rape	0	0	0	0
Aggravated Assault	0	0	0	0
Simple Assault	0	0	0	0
Intimidation	0	0	0	0
Stalking	0	0	0	0
<b>Crimes Against Property</b>				
Arson	0	0	0	0
Bribery	0	0	0	0
Burglary	0	0	0	0
Counterfeiting/Forgery	0	0	0	0
Destruction/Damage/Vandalism	0	0	0	0
Embezzlement	0	0	0	0
Extortion/Blackmail	0	0	0	0
Fraud - False Pretenses	0	0	0	0
Fraud - Credit Card/ATM	0	0	0	0
Fraud - Impersonation	0	0	0	0
Fraud - Welfare	0	0	0	0
Fraud - Wire	0	0	0	0
Motor Vehicle Theft	0	0	0	0
Robbery	0	0	0	0
Stolen Property Offense	0	0	0	0
Theft - Pocket Picking	0	0	0	0
Theft - Purse Snatching	0	0	0	0
Theft - Shoplifting	0	0	0	0
Theft from Building	3	0	0	0
Theft from Coin Machine	0	0	0	0
Theft from Motor Vehicle	0	0	0	0
Theft of Motor Vehicle Parts	0	0	0	0
Theft - All Other Larceny	1	0	0	0
<b>Crimes Against Society</b>				
Drug/Narcotic Violations	0	0	0	0
Drug/Narcotic Equipment Violations	0	0	0	0
Gambling-Betting/Wagering	0	0	0	0
Gambling-Operating/Promoting	0	0	0	0
Gambling-Equipment Violation	0	0	0	0
Gambling-Sports Tampering	0	0	0	0
Pornography/Obscene Materials	0	0	0	0
Prostitution	0	0	0	0
Prostitution-Assisting/Promoting	0	0	0	0
Weapon Law Violations	0	0	0	0
<b>Total Group A Offenses</b>	<b>4</b>	<b>0</b>	<b>0</b>	<b>0</b>



# Frozen Head State Natural Area

## Offense Overview

Offense Total	0
Number Cleared	0
Percent Cleared	0.0%

## Arrest Overview

Total Arrests	2
Adult Arrests	2
Juvenile Arrests	0
Unknown Age	0

Avg. number offenses/incident 0.00

## Domestic Violence Victims

Offense	Total	Arrests
Murder	0	0
Aggravated Assault	0	0
Simple Assault	0	0
Intimidation	0	0
Stalking	0	0
Forcible Rape	0	0
Forcible Sodomy	0	0
Sexual Assault w/Object	0	0
Forcible Fondling	0	0
Incest	0	0
Statutory Rape	0	0
Kidnapping/Abduction	0	0
<b>Total</b>	<b>0</b>	<b>0</b>

## TIBRS Group B Arrests

Offense	Adult	Juvenile
Bad Checks	0	0
Curfew/Vagrancy	0	0
Disorderly Conduct	0	0
DUI	0	0
Drunkenness	0	0
Family-Non Violent	0	0
Liquor Law Violation	0	0
Peeping Tom	0	0
Runaway	0	0
Trespass	0	0
All Other Offense	2	0
<b>Total Group B</b>	<b>2</b>	<b>0</b>

TIBRS Group A Offenses	Offenses		Arrests	
	Reported	Cleared	Adult	Juvenile
<b>Crimes Against Persons</b>				
Murder	0	0	0	0
Negligent Manslaughter	0	0	0	0
Kidnapping/Abduction	0	0	0	0
Forcible Rape	0	0	0	0
Forcible Sodomy	0	0	0	0
Sexual Assault w/Object	0	0	0	0
Forcible Fondling	0	0	0	0
Incest	0	0	0	0
Statutory Rape	0	0	0	0
Aggravated Assault	0	0	0	0
Simple Assault	0	0	0	0
Intimidation	0	0	0	0
Stalking	0	0	0	0
<b>Crimes Against Property</b>				
Arson	0	0	0	0
Bribery	0	0	0	0
Burglary	0	0	0	0
Counterfeiting/Forgery	0	0	0	0
Destruction/Damage/Vandalism	0	0	0	0
Embezzlement	0	0	0	0
Extortion/Blackmail	0	0	0	0
Fraud - False Pretenses	0	0	0	0
Fraud - Credit Card/ATM	0	0	0	0
Fraud - Impersonation	0	0	0	0
Fraud - Welfare	0	0	0	0
Fraud - Wire	0	0	0	0
Motor Vehicle Theft	0	0	0	0
Robbery	0	0	0	0
Stolen Property Offense	0	0	0	0
Theft - Pocket Picking	0	0	0	0
Theft - Purse Snatching	0	0	0	0
Theft - Shoplifting	0	0	0	0
Theft from Building	0	0	0	0
Theft from Coin Machine	0	0	0	0
Theft from Motor Vehicle	0	0	0	0
Theft of Motor Vehicle Parts	0	0	0	0
Theft - All Other Larceny	0	0	0	0
<b>Crimes Against Society</b>				
Drug/Narcotic Violations	0	0	0	0
Drug/Narcotic Equipment Violations	0	0	0	0
Gambling-Betting/Wagering	0	0	0	0
Gambling-Operating/Promoting	0	0	0	0
Gambling-Equipment Violation	0	0	0	0
Gambling-Sports Tampering	0	0	0	0
Pornography/Obscene Materials	0	0	0	0
Prostitution	0	0	0	0
Prostitution-Assisting/Promoting	0	0	0	0
Weapon Law Violations	0	0	0	0
<b>Total Group A Offenses</b>	<b>0</b>	<b>0</b>	<b>0</b>	<b>0</b>



# Harpeth Scenic Rivers & Narrows Historic Area

## Offense Overview

Offense Total	2
Number Cleared	0
Percent Cleared	0.0%

## Arrest Overview

Total Arrests	2
Adult Arrests	2
Juvenile Arrests	0
Unknown Age	0

Avg. number offenses/incident 1.00

## Domestic Violence Victims

Offense	Total	Arrests
Murder	0	0
Aggravated Assault	0	0
Simple Assault	0	0
Intimidation	0	0
Stalking	0	0
Forcible Rape	0	0
Forcible Sodomy	0	0
Sexual Assault w/Object	0	0
Forcible Fondling	0	0
Incest	0	0
Statutory Rape	0	0
Kidnapping/Abduction	0	0
<b>Total</b>	<b>0</b>	<b>0</b>

## TIBRS Group B Arrests

Offense	Adult	Juvenile
Bad Checks	0	0
Curfew/Vagrancy	0	0
Disorderly Conduct	0	0
DUI	0	0
Drunkenness	0	0
Family-Non Violent	0	0
Liquor Law Violation	0	0
Peeping Tom	0	0
Runaway	0	0
Trespass	0	0
All Other Offense	2	0
<b>Total Group B</b>	<b>2</b>	<b>0</b>

TIBRS Group A Offenses	Offenses		Arrests	
	Reported	Cleared	Adult	Juvenile
<b>Crimes Against Persons</b>				
Murder	0	0	0	0
Negligent Manslaughter	0	0	0	0
Kidnapping/Abduction	0	0	0	0
Forcible Rape	0	0	0	0
Forcible Sodomy	0	0	0	0
Sexual Assault w/Object	0	0	0	0
Forcible Fondling	0	0	0	0
Incest	0	0	0	0
Statutory Rape	0	0	0	0
Aggravated Assault	0	0	0	0
Simple Assault	0	0	0	0
Intimidation	0	0	0	0
Stalking	0	0	0	0
<b>Crimes Against Property</b>				
Arson	0	0	0	0
Bribery	0	0	0	0
Burglary	0	0	0	0
Counterfeiting/Forgery	0	0	0	0
Destruction/Damage/Vandalism	2	0	0	0
Embezzlement	0	0	0	0
Extortion/Blackmail	0	0	0	0
Fraud - False Pretenses	0	0	0	0
Fraud - Credit Card/ATM	0	0	0	0
Fraud - Impersonation	0	0	0	0
Fraud - Welfare	0	0	0	0
Fraud - Wire	0	0	0	0
Motor Vehicle Theft	0	0	0	0
Robbery	0	0	0	0
Stolen Property Offense	0	0	0	0
Theft - Pocket Picking	0	0	0	0
Theft - Purse Snatching	0	0	0	0
Theft - Shoplifting	0	0	0	0
Theft from Building	0	0	0	0
Theft from Coin Machine	0	0	0	0
Theft from Motor Vehicle	0	0	0	0
Theft of Motor Vehicle Parts	0	0	0	0
Theft - All Other Larceny	0	0	0	0
<b>Crimes Against Society</b>				
Drug/Narcotic Violations	0	0	0	0
Drug/Narcotic Equipment Violations	0	0	0	0
Gambling-Betting/Wagering	0	0	0	0
Gambling-Operating/Promoting	0	0	0	0
Gambling-Equipment Violation	0	0	0	0
Gambling-Sports Tampering	0	0	0	0
Pornography/Obscene Materials	0	0	0	0
Prostitution	0	0	0	0
Prostitution-Assisting/Promoting	0	0	0	0
Weapon Law Violations	0	0	0	0
<b>Total Group A Offenses</b>	<b>2</b>	<b>0</b>	<b>0</b>	<b>0</b>



# Harrison Bay State Park

## Offense Overview

Offense Total	37
Number Cleared	8
Percent Cleared	21.6%

## Arrest Overview

Total Arrests	11
Adult Arrests	9
Juvenile Arrests	2
Unknown Age	0

Avg. number offenses/incident 1.48

### Domestic Violence Victims

Offense	Total	Arrests
Murder	0	0
Aggravated Assault	0	0
Simple Assault	1	0
Intimidation	0	0
Stalking	0	0
Forcible Rape	0	0
Forcible Sodomy	0	0
Sexual Assault w/Object	0	0
Forcible Fondling	0	0
Incest	0	0
Statutory Rape	0	0
Kidnapping/Abduction	0	0
<b>Total</b>	<b>1</b>	<b>0</b>

### TIBRS Group B Arrests

Offense	Adult	Juvenile
Bad Checks	0	0
Curfew/Vagrancy	0	0
Disorderly Conduct	1	0
DUI	0	0
Drunkenness	0	0
Family-Non Violent	0	0
Liquor Law Violation	1	2
Peeping Tom	0	0
Runaway	0	0
Trespass	0	0
All Other Offense	4	0
<b>Total Group B</b>	<b>6</b>	<b>2</b>

TIBRS Group A Offenses	Offenses		Arrests	
	Reported	Cleared	Adult	Juvenile
<b>Crimes Against Persons</b>				
Murder	0	0	0	0
Negligent Manslaughter	0	0	0	0
Kidnapping/Abduction	0	0	0	0
Forcible Rape	0	0	0	0
Forcible Sodomy	0	0	0	0
Sexual Assault w/Object	0	0	0	0
Forcible Fondling	0	0	0	0
Incest	0	0	0	0
Statutory Rape	0	0	0	0
Aggravated Assault	1	1	1	0
Simple Assault	1	1	0	0
Intimidation	1	1	1	0
Stalking	0	0	0	0
<b>Crimes Against Property</b>				
Arson	1	0	0	0
Bribery	0	0	0	0
Burglary	0	0	0	0
Counterfeiting/Forgery	0	0	0	0
Destruction/Damage/Vandalism	10	1	0	0
Embezzlement	0	0	0	0
Extortion/Blackmail	0	0	0	0
Fraud - False Pretenses	0	0	0	0
Fraud - Credit Card/ATM	0	0	0	0
Fraud - Impersonation	1	1	0	0
Fraud - Welfare	0	0	0	0
Fraud - Wire	0	0	0	0
Motor Vehicle Theft	0	0	0	0
Robbery	0	0	0	0
Stolen Property Offense	0	0	0	0
Theft - Pocket Picking	0	0	0	0
Theft - Purse Snatching	0	0	0	0
Theft - Shoplifting	0	0	0	0
Theft from Building	2	0	0	0
Theft from Coin Machine	0	0	0	0
Theft from Motor Vehicle	11	0	0	0
Theft of Motor Vehicle Parts	1	0	0	0
Theft - All Other Larceny	5	0	0	0
<b>Crimes Against Society</b>				
Drug/Narcotic Violations	1	1	1	0
Drug/Narcotic Equipment Violations	1	1	0	0
Gambling-Betting/Wagering	0	0	0	0
Gambling-Operating/Promoting	0	0	0	0
Gambling-Equipment Violation	0	0	0	0
Gambling-Sports Tampering	0	0	0	0
Pornography/Obscene Materials	0	0	0	0
Prostitution	0	0	0	0
Prostitution-Assisting/Promoting	0	0	0	0
Weapon Law Violations	1	1	0	0
<b>Total Group A Offenses</b>	<b>37</b>	<b>8</b>	<b>3</b>	<b>0</b>



# Henry Horton State Park

## Offense Overview

Offense Total	4
Number Cleared	2
Percent Cleared	50.0%

## Arrest Overview

Total Arrests	7
Adult Arrests	7
Juvenile Arrests	0
Unknown Age	0

Avg. number offenses/incident      1.00

## Domestic Violence Victims

Offense	Total	Arrests
Murder	0	0
Aggravated Assault	0	0
Simple Assault	0	0
Intimidation	0	0
Stalking	0	0
Forcible Rape	0	0
Forcible Sodomy	0	0
Sexual Assault w/Object	0	0
Forcible Fondling	0	0
Incest	0	0
Statutory Rape	0	0
Kidnapping/Abduction	0	0
<b>Total</b>	<b>0</b>	<b>0</b>

## TIBRS Group B Arrests

Offense	Adult	Juvenile
Bad Checks	0	0
Curfew/Vagrancy	0	0
Disorderly Conduct	0	0
DUI	0	0
Drunkenness	0	0
Family-Non Violent	0	0
Liquor Law Violation	0	0
Peeping Tom	0	0
Runaway	0	0
Trespass	0	0
All Other Offense	5	0
<b>Total Group B</b>	<b>5</b>	<b>0</b>

TIBRS Group A Offenses	Offenses		Arrests	
	Reported	Cleared	Adult	Juvenile
<b>Crimes Against Persons</b>				
Murder	0	0	0	0
Negligent Manslaughter	0	0	0	0
Kidnapping/Abduction	0	0	0	0
Forcible Rape	0	0	0	0
Forcible Sodomy	0	0	0	0
Sexual Assault w/Object	0	0	0	0
Forcible Fondling	0	0	0	0
Incest	0	0	0	0
Statutory Rape	0	0	0	0
Aggravated Assault	0	0	0	0
Simple Assault	0	0	0	0
Intimidation	0	0	0	0
Stalking	0	0	0	0
<b>Crimes Against Property</b>				
Arson	0	0	0	0
Bribery	0	0	0	0
Burglary	0	0	0	0
Counterfeiting/Forgery	0	0	0	0
Destruction/Damage/Vandalism	1	1	1	0
Embezzlement	0	0	0	0
Extortion/Blackmail	0	0	0	0
Fraud - False Pretenses	0	0	0	0
Fraud - Credit Card/ATM	0	0	0	0
Fraud - Impersonation	1	0	0	0
Fraud - Welfare	0	0	0	0
Fraud - Wire	0	0	0	0
Motor Vehicle Theft	0	0	0	0
Robbery	0	0	0	0
Stolen Property Offense	0	0	0	0
Theft - Pocket Picking	0	0	0	0
Theft - Purse Snatching	0	0	0	0
Theft - Shoplifting	0	0	0	0
Theft from Building	0	0	0	0
Theft from Coin Machine	0	0	0	0
Theft from Motor Vehicle	0	0	0	0
Theft of Motor Vehicle Parts	0	0	0	0
Theft - All Other Larceny	1	0	0	0
<b>Crimes Against Society</b>				
Drug/Narcotic Violations	1	1	1	0
Drug/Narcotic Equipment Violations	0	0	0	0
Gambling-Betting/Wagering	0	0	0	0
Gambling-Operating/Promoting	0	0	0	0
Gambling-Equipment Violation	0	0	0	0
Gambling-Sports Tampering	0	0	0	0
Pornography/Obscene Materials	0	0	0	0
Prostitution	0	0	0	0
Prostitution-Assisting/Promoting	0	0	0	0
Weapon Law Violations	0	0	0	0
<b>Total Group A Offenses</b>	<b>4</b>	<b>2</b>	<b>2</b>	<b>0</b>



# Hiwassee and Ocoee State Scenic Rivers

## Offense Overview

Offense Total	13
Number Cleared	5
Percent Cleared	38.5%

## Arrest Overview

Total Arrests	7
Adult Arrests	7
Juvenile Arrests	0
Unknown Age	0

Avg. number offenses/incident 1.00

## Domestic Violence Victims

Offense	Total	Arrests
Murder	0	0
Aggravated Assault	0	0
Simple Assault	0	0
Intimidation	0	0
Stalking	0	0
Forcible Rape	0	0
Forcible Sodomy	0	0
Sexual Assault w/Object	0	0
Forcible Fondling	0	0
Incest	0	0
Statutory Rape	0	0
Kidnapping/Abduction	0	0
<b>Total</b>	<b>0</b>	<b>0</b>

## TIBRS Group B Arrests

Offense	Adult	Juvenile
Bad Checks	0	0
Curfew/Vagrancy	0	0
Disorderly Conduct	0	0
DUI	1	0
Drunkenness	1	0
Family-Non Violent	0	0
Liquor Law Violation	0	0
Peeping Tom	0	0
Runaway	0	0
Trespass	0	0
All Other Offense	0	0
<b>Total Group B</b>	<b>2</b>	<b>0</b>

TIBRS Group A Offenses	Offenses		Arrests	
	Reported	Cleared	Adult	Juvenile
<b>Crimes Against Persons</b>				
Murder	0	0	0	0
Negligent Manslaughter	0	0	0	0
Kidnapping/Abduction	0	0	0	0
Forcible Rape	0	0	0	0
Forcible Sodomy	0	0	0	0
Sexual Assault w/Object	0	0	0	0
Forcible Fondling	0	0	0	0
Incest	0	0	0	0
Statutory Rape	0	0	0	0
Aggravated Assault	1	1	1	0
Simple Assault	1	1	1	0
Intimidation	0	0	0	0
Stalking	0	0	0	0
<b>Crimes Against Property</b>				
Arson	0	0	0	0
Bribery	0	0	0	0
Burglary	1	0	0	0
Counterfeiting/Forgery	0	0	0	0
Destruction/Damage/Vandalism	5	0	0	0
Embezzlement	0	0	0	0
Extortion/Blackmail	0	0	0	0
Fraud - False Pretenses	0	0	0	0
Fraud - Credit Card/ATM	0	0	0	0
Fraud - Impersonation	0	0	0	0
Fraud - Welfare	0	0	0	0
Fraud - Wire	0	0	0	0
Motor Vehicle Theft	0	0	0	0
Robbery	0	0	0	0
Stolen Property Offense	0	0	0	0
Theft - Pocket Picking	0	0	0	0
Theft - Purse Snatching	0	0	0	0
Theft - Shoplifting	0	0	0	0
Theft from Building	0	0	0	0
Theft from Coin Machine	0	0	0	0
Theft from Motor Vehicle	2	0	0	0
Theft of Motor Vehicle Parts	0	0	0	0
Theft - All Other Larceny	0	0	0	0
<b>Crimes Against Society</b>				
Drug/Narcotic Violations	3	3	3	0
Drug/Narcotic Equipment Violations	0	0	0	0
Gambling-Betting/Wagering	0	0	0	0
Gambling-Operating/Promoting	0	0	0	0
Gambling-Equipment Violation	0	0	0	0
Gambling-Sports Tampering	0	0	0	0
Pornography/Obscene Materials	0	0	0	0
Prostitution	0	0	0	0
Prostitution-Assisting/Promoting	0	0	0	0
Weapon Law Violations	0	0	0	0
<b>Total Group A Offenses</b>	<b>13</b>	<b>5</b>	<b>5</b>	<b>0</b>



# Indian Mountain State Park

## Offense Overview

Offense Total	1
Number Cleared	0
Percent Cleared	0.0%

## Arrest Overview

Total Arrests	0
Adult Arrests	0
Juvenile Arrests	0
Unknown Age	0

Avg. number offenses/incident                    1.00

## Domestic Violence Victims

Offense	Total	Arrests
Murder	0	0
Aggravated Assault	0	0
Simple Assault	0	0
Intimidation	0	0
Stalking	0	0
Forcible Rape	0	0
Forcible Sodomy	0	0
Sexual Assault w/Object	0	0
Forcible Fondling	0	0
Incest	0	0
Statutory Rape	0	0
Kidnapping/Abduction	0	0
<b>Total</b>	<b>0</b>	<b>0</b>

## TIBRS Group B Arrests

Offense	Adult	Juvenile
Bad Checks	0	0
Curfew/Vagrancy	0	0
Disorderly Conduct	0	0
DUI	0	0
Drunkenness	0	0
Family-Non Violent	0	0
Liquor Law Violation	0	0
Peeping Tom	0	0
Runaway	0	0
Trespass	0	0
All Other Offense	0	0
<b>Total Group B</b>	<b>0</b>	<b>0</b>

TIBRS Group A Offenses	Offenses		Arrests	
	Reported	Cleared	Adult	Juvenile
<b>Crimes Against Persons</b>				
Murder	0	0	0	0
Negligent Manslaughter	0	0	0	0
Kidnapping/Abduction	0	0	0	0
Forcible Rape	0	0	0	0
Forcible Sodomy	0	0	0	0
Sexual Assault w/Object	0	0	0	0
Forcible Fondling	0	0	0	0
Incest	0	0	0	0
Statutory Rape	0	0	0	0
Aggravated Assault	0	0	0	0
Simple Assault	0	0	0	0
Intimidation	0	0	0	0
Stalking	0	0	0	0
<b>Crimes Against Property</b>				
Arson	0	0	0	0
Bribery	0	0	0	0
Burglary	0	0	0	0
Counterfeiting/Forgery	0	0	0	0
Destruction/Damage/Vandalism	1	0	0	0
Embezzlement	0	0	0	0
Extortion/Blackmail	0	0	0	0
Fraud - False Pretenses	0	0	0	0
Fraud - Credit Card/ATM	0	0	0	0
Fraud - Impersonation	0	0	0	0
Fraud - Welfare	0	0	0	0
Fraud - Wire	0	0	0	0
Motor Vehicle Theft	0	0	0	0
Robbery	0	0	0	0
Stolen Property Offense	0	0	0	0
Theft - Pocket Picking	0	0	0	0
Theft - Purse Snatching	0	0	0	0
Theft - Shoplifting	0	0	0	0
Theft from Building	0	0	0	0
Theft from Coin Machine	0	0	0	0
Theft from Motor Vehicle	0	0	0	0
Theft of Motor Vehicle Parts	0	0	0	0
Theft - All Other Larceny	0	0	0	0
<b>Crimes Against Society</b>				
Drug/Narcotic Violations	0	0	0	0
Drug/Narcotic Equipment Violations	0	0	0	0
Gambling-Betting/Wagering	0	0	0	0
Gambling-Operating/Promoting	0	0	0	0
Gambling-Equipment Violation	0	0	0	0
Gambling-Sports Tampering	0	0	0	0
Pornography/Obscene Materials	0	0	0	0
Prostitution	0	0	0	0
Prostitution-Assisting/Promoting	0	0	0	0
Weapon Law Violations	0	0	0	0
<b>Total Group A Offenses</b>	<b>1</b>	<b>0</b>	<b>0</b>	<b>0</b>





# Long Hunter State Park

## Offense Overview

Offense Total	6
Number Cleared	0
Percent Cleared	0.0%

## Arrest Overview

Total Arrests	0
Adult Arrests	0
Juvenile Arrests	0
Unknown Age	0

Avg. number offenses/incident 1.00

### Domestic Violence Victims

Offense	Total	Arrests
Murder	0	0
Aggravated Assault	0	0
Simple Assault	0	0
Intimidation	0	0
Stalking	0	0
Forcible Rape	0	0
Forcible Sodomy	0	0
Sexual Assault w/Object	0	0
Forcible Fondling	0	0
Incest	0	0
Statutory Rape	0	0
Kidnapping/Abduction	0	0
<b>Total</b>	<b>0</b>	<b>0</b>

### TIBRS Group B Arrests

Offense	Adult	Juvenile
Bad Checks	0	0
Curfew/Vagrancy	0	0
Disorderly Conduct	0	0
DUI	0	0
Drunkenness	0	0
Family-Non Violent	0	0
Liquor Law Violation	0	0
Peeping Tom	0	0
Runaway	0	0
Trespass	0	0
All Other Offense	0	0
<b>Total Group B</b>	<b>0</b>	<b>0</b>

TIBRS Group A Offenses	Offenses		Arrests	
	Reported	Cleared	Adult	Juvenile
<b>Crimes Against Persons</b>				
Murder	0	0	0	0
Negligent Manslaughter	0	0	0	0
Kidnapping/Abduction	0	0	0	0
Forcible Rape	0	0	0	0
Forcible Sodomy	0	0	0	0
Sexual Assault w/Object	0	0	0	0
Forcible Fondling	0	0	0	0
Incest	0	0	0	0
Statutory Rape	0	0	0	0
Aggravated Assault	0	0	0	0
Simple Assault	0	0	0	0
Intimidation	0	0	0	0
Stalking	0	0	0	0
<b>Crimes Against Property</b>				
Arson	0	0	0	0
Bribery	0	0	0	0
Burglary	0	0	0	0
Counterfeiting/Forgery	0	0	0	0
Destruction/Damage/Vandalism	0	0	0	0
Embezzlement	0	0	0	0
Extortion/Blackmail	0	0	0	0
Fraud - False Pretenses	0	0	0	0
Fraud - Credit Card/ATM	0	0	0	0
Fraud - Impersonation	0	0	0	0
Fraud - Welfare	0	0	0	0
Fraud - Wire	0	0	0	0
Motor Vehicle Theft	0	0	0	0
Robbery	0	0	0	0
Stolen Property Offense	0	0	0	0
Theft - Pocket Picking	0	0	0	0
Theft - Purse Snatching	0	0	0	0
Theft - Shoplifting	0	0	0	0
Theft from Building	0	0	0	0
Theft from Coin Machine	0	0	0	0
Theft from Motor Vehicle	5	0	0	0
Theft of Motor Vehicle Parts	0	0	0	0
Theft - All Other Larceny	1	0	0	0
<b>Crimes Against Society</b>				
Drug/Narcotic Violations	0	0	0	0
Drug/Narcotic Equipment Violations	0	0	0	0
Gambling-Betting/Wagering	0	0	0	0
Gambling-Operating/Promoting	0	0	0	0
Gambling-Equipment Violation	0	0	0	0
Gambling-Sports Tampering	0	0	0	0
Pornography/Obscene Materials	0	0	0	0
Prostitution	0	0	0	0
Prostitution-Assisting/Promoting	0	0	0	0
Weapon Law Violations	0	0	0	0
<b>Total Group A Offenses</b>	<b>6</b>	<b>0</b>	<b>0</b>	<b>0</b>



# Meeman-Shelby Forest State Park

## Offense Overview

Offense Total	15
Number Cleared	0
Percent Cleared	0.0%

## Arrest Overview

Total Arrests	3
Adult Arrests	3
Juvenile Arrests	0
Unknown Age	0

Avg. number offenses/incident 1.67

## Domestic Violence Victims

Offense	Total	Arrests
Murder	0	0
Aggravated Assault	0	0
Simple Assault	0	0
Intimidation	0	0
Stalking	0	0
Forcible Rape	0	0
Forcible Sodomy	0	0
Sexual Assault w/Object	0	0
Forcible Fondling	0	0
Incest	0	0
Statutory Rape	0	0
Kidnapping/Abduction	0	0
<b>Total</b>	<b>0</b>	<b>0</b>

## TIBRS Group B Arrests

Offense	Adult	Juvenile
Bad Checks	0	0
Curfew/Vagrancy	0	0
Disorderly Conduct	0	0
DUI	0	0
Drunkenness	0	0
Family-Non Violent	0	0
Liquor Law Violation	0	0
Peeping Tom	0	0
Runaway	0	0
Trespass	0	0
All Other Offense	3	0
<b>Total Group B</b>	<b>3</b>	<b>0</b>

TIBRS Group A Offenses	Offenses		Arrests	
	Reported	Cleared	Adult	Juvenile
<b>Crimes Against Persons</b>				
Murder	0	0	0	0
Negligent Manslaughter	0	0	0	0
Kidnapping/Abduction	0	0	0	0
Forcible Rape	0	0	0	0
Forcible Sodomy	0	0	0	0
Sexual Assault w/Object	0	0	0	0
Forcible Fondling	0	0	0	0
Incest	0	0	0	0
Statutory Rape	0	0	0	0
Aggravated Assault	2	0	0	0
Simple Assault	0	0	0	0
Intimidation	0	0	0	0
Stalking	0	0	0	0
<b>Crimes Against Property</b>				
Arson	0	0	0	0
Bribery	0	0	0	0
Burglary	0	0	0	0
Counterfeiting/Forgery	0	0	0	0
Destruction/Damage/Vandalism	6	0	0	0
Embezzlement	0	0	0	0
Extortion/Blackmail	0	0	0	0
Fraud - False Pretenses	0	0	0	0
Fraud - Credit Card/ATM	0	0	0	0
Fraud - Impersonation	0	0	0	0
Fraud - Welfare	0	0	0	0
Fraud - Wire	0	0	0	0
Motor Vehicle Theft	0	0	0	0
Robbery	0	0	0	0
Stolen Property Offense	0	0	0	0
Theft - Pocket Picking	0	0	0	0
Theft - Purse Snatching	0	0	0	0
Theft - Shoplifting	0	0	0	0
Theft from Building	0	0	0	0
Theft from Coin Machine	0	0	0	0
Theft from Motor Vehicle	5	0	0	0
Theft of Motor Vehicle Parts	0	0	0	0
Theft - All Other Larceny	1	0	0	0
<b>Crimes Against Society</b>				
Drug/Narcotic Violations	0	0	0	0
Drug/Narcotic Equipment Violations	0	0	0	0
Gambling-Betting/Wagering	0	0	0	0
Gambling-Operating/Promoting	0	0	0	0
Gambling-Equipment Violation	0	0	0	0
Gambling-Sports Tampering	0	0	0	0
Pornography/Obscene Materials	0	0	0	0
Prostitution	0	0	0	0
Prostitution-Assisting/Promoting	0	0	0	0
Weapon Law Violations	1	0	0	0
<b>Total Group A Offenses</b>	<b>15</b>	<b>0</b>	<b>0</b>	<b>0</b>



# Montgomery Bell State Park

## Offense Overview

Offense Total	8
Number Cleared	2
Percent Cleared	25.0%

## Arrest Overview

Total Arrests	6
Adult Arrests	6
Juvenile Arrests	0
Unknown Age	0

Avg. number offenses/incident 1.14

### Domestic Violence Victims

Offense	Total	Arrests
Murder	0	0
Aggravated Assault	0	0
Simple Assault	1	1
Intimidation	0	0
Stalking	0	0
Forcible Rape	0	0
Forcible Sodomy	0	0
Sexual Assault w/Object	0	0
Forcible Fondling	0	0
Incest	0	0
Statutory Rape	0	0
Kidnapping/Abduction	0	0
<b>Total</b>	<b>1</b>	<b>1</b>

### TIBRS Group B Arrests

Offense	Adult	Juvenile
Bad Checks	0	0
Curfew/Vagrancy	0	0
Disorderly Conduct	0	0
DUI	0	0
Drunkenness	0	0
Family-Non Violent	0	0
Liquor Law Violation	2	0
Peeping Tom	0	0
Runaway	0	0
Trespass	0	0
All Other Offense	2	0
<b>Total Group B</b>	<b>4</b>	<b>0</b>

TIBRS Group A Offenses	Offenses		Arrests	
	Reported	Cleared	Adult	Juvenile
<b>Crimes Against Persons</b>				
Murder	0	0	0	0
Negligent Manslaughter	0	0	0	0
Kidnapping/Abduction	0	0	0	0
Forcible Rape	0	0	0	0
Forcible Sodomy	0	0	0	0
Sexual Assault w/Object	0	0	0	0
Forcible Fondling	0	0	0	0
Incest	0	0	0	0
Statutory Rape	0	0	0	0
Aggravated Assault	0	0	0	0
Simple Assault	1	1	1	0
Intimidation	0	0	0	0
Stalking	0	0	0	0
<b>Crimes Against Property</b>				
Arson	0	0	0	0
Bribery	0	0	0	0
Burglary	0	0	0	0
Counterfeiting/Forgery	0	0	0	0
Destruction/Damage/Vandalism	4	0	0	0
Embezzlement	0	0	0	0
Extortion/Blackmail	0	0	0	0
Fraud - False Pretenses	0	0	0	0
Fraud - Credit Card/ATM	0	0	0	0
Fraud - Impersonation	0	0	0	0
Fraud - Welfare	0	0	0	0
Fraud - Wire	0	0	0	0
Motor Vehicle Theft	0	0	0	0
Robbery	0	0	0	0
Stolen Property Offense	0	0	0	0
Theft - Pocket Picking	0	0	0	0
Theft - Purse Snatching	0	0	0	0
Theft - Shoplifting	1	0	0	0
Theft from Building	0	0	0	0
Theft from Coin Machine	1	0	0	0
Theft from Motor Vehicle	0	0	0	0
Theft of Motor Vehicle Parts	0	0	0	0
Theft - All Other Larceny	0	0	0	0
<b>Crimes Against Society</b>				
Drug/Narcotic Violations	1	1	1	0
Drug/Narcotic Equipment Violations	0	0	0	0
Gambling-Betting/Wagering	0	0	0	0
Gambling-Operating/Promoting	0	0	0	0
Gambling-Equipment Violation	0	0	0	0
Gambling-Sports Tampering	0	0	0	0
Pornography/Obscene Materials	0	0	0	0
Prostitution	0	0	0	0
Prostitution-Assisting/Promoting	0	0	0	0
Weapon Law Violations	0	0	0	0
<b>Total Group A Offenses</b>	<b>8</b>	<b>2</b>	<b>2</b>	<b>0</b>



# Mousetail Landing State Park

## Offense Overview

Offense Total	4
Number Cleared	0
Percent Cleared	0.0%

## Arrest Overview

Total Arrests	1
Adult Arrests	1
Juvenile Arrests	0
Unknown Age	0

Avg. number offenses/incident 1.00

## Domestic Violence Victims

Offense	Total	Arrests
Murder	0	0
Aggravated Assault	0	0
Simple Assault	0	0
Intimidation	0	0
Stalking	0	0
Forcible Rape	0	0
Forcible Sodomy	0	0
Sexual Assault w/Object	0	0
Forcible Fondling	0	0
Incest	0	0
Statutory Rape	0	0
Kidnapping/Abduction	0	0
<b>Total</b>	<b>0</b>	<b>0</b>

## TIBRS Group B Arrests

Offense	Adult	Juvenile
Bad Checks	0	0
Curfew/Vagrancy	0	0
Disorderly Conduct	0	0
DUI	0	0
Drunkenness	0	0
Family-Non Violent	0	0
Liquor Law Violation	0	0
Peeping Tom	0	0
Runaway	0	0
Trespass	0	0
All Other Offense	1	0
<b>Total Group B</b>	<b>1</b>	<b>0</b>

TIBRS Group A Offenses	Offenses		Arrests	
	Reported	Cleared	Adult	Juvenile
<b>Crimes Against Persons</b>				
Murder	0	0	0	0
Negligent Manslaughter	0	0	0	0
Kidnapping/Abduction	0	0	0	0
Forcible Rape	0	0	0	0
Forcible Sodomy	0	0	0	0
Sexual Assault w/Object	0	0	0	0
Forcible Fondling	0	0	0	0
Incest	0	0	0	0
Statutory Rape	0	0	0	0
Aggravated Assault	0	0	0	0
Simple Assault	0	0	0	0
Intimidation	0	0	0	0
Stalking	0	0	0	0
<b>Crimes Against Property</b>				
Arson	0	0	0	0
Bribery	0	0	0	0
Burglary	1	0	0	0
Counterfeiting/Forgery	0	0	0	0
Destruction/Damage/Vandalism	1	0	0	0
Embezzlement	0	0	0	0
Extortion/Blackmail	0	0	0	0
Fraud - False Pretenses	0	0	0	0
Fraud - Credit Card/ATM	0	0	0	0
Fraud - Impersonation	0	0	0	0
Fraud - Welfare	0	0	0	0
Fraud - Wire	0	0	0	0
Motor Vehicle Theft	0	0	0	0
Robbery	0	0	0	0
Stolen Property Offense	0	0	0	0
Theft - Pocket Picking	0	0	0	0
Theft - Purse Snatching	0	0	0	0
Theft - Shoplifting	0	0	0	0
Theft from Building	0	0	0	0
Theft from Coin Machine	0	0	0	0
Theft from Motor Vehicle	1	0	0	0
Theft of Motor Vehicle Parts	0	0	0	0
Theft - All Other Larceny	1	0	0	0
<b>Crimes Against Society</b>				
Drug/Narcotic Violations	0	0	0	0
Drug/Narcotic Equipment Violations	0	0	0	0
Gambling-Betting/Wagering	0	0	0	0
Gambling-Operating/Promoting	0	0	0	0
Gambling-Equipment Violation	0	0	0	0
Gambling-Sports Tampering	0	0	0	0
Pornography/Obscene Materials	0	0	0	0
Prostitution	0	0	0	0
Prostitution-Assisting/Promoting	0	0	0	0
Weapon Law Violations	0	0	0	0
<b>Total Group A Offenses</b>	<b>4</b>	<b>0</b>	<b>0</b>	<b>0</b>



# Natchez Trace State Park

### Offense Overview

Offense Total	11
Number Cleared	0
Percent Cleared	0.0%

### Arrest Overview

Total Arrests	1
Adult Arrests	1
Juvenile Arrests	0
Unknown Age	0

Avg. number offenses/incident 1.38

### Domestic Violence Victims

Offense	Total	Arrests
Murder	0	0
Aggravated Assault	0	0
Simple Assault	1	0
Intimidation	0	0
Stalking	0	0
Forcible Rape	0	0
Forcible Sodomy	0	0
Sexual Assault w/Object	0	0
Forcible Fondling	0	0
Incest	0	0
Statutory Rape	0	0
Kidnapping/Abduction	0	0
<b>Total</b>	<b>1</b>	<b>0</b>

### TIBRS Group B Arrests

Offense	Adult	Juvenile
Bad Checks	0	0
Curfew/Vagrancy	0	0
Disorderly Conduct	0	0
DUI	0	0
Drunkenness	1	0
Family-Non Violent	0	0
Liquor Law Violation	0	0
Peeping Tom	0	0
Runaway	0	0
Trespass	0	0
All Other Offense	0	0
<b>Total Group B</b>	<b>1</b>	<b>0</b>

TIBRS Group A Offenses	Offenses		Arrests	
	Reported	Cleared	Adult	Juvenile
<b>Crimes Against Persons</b>				
Murder	0	0	0	0
Negligent Manslaughter	0	0	0	0
Kidnapping/Abduction	0	0	0	0
Forcible Rape	0	0	0	0
Forcible Sodomy	0	0	0	0
Sexual Assault w/Object	0	0	0	0
Forcible Fondling	0	0	0	0
Incest	0	0	0	0
Statutory Rape	0	0	0	0
Aggravated Assault	0	0	0	0
Simple Assault	3	0	0	0
Intimidation	0	0	0	0
Stalking	0	0	0	0
<b>Crimes Against Property</b>				
Arson	0	0	0	0
Bribery	0	0	0	0
Burglary	2	0	0	0
Counterfeiting/Forgery	0	0	0	0
Destruction/Damage/Vandalism	2	0	0	0
Embezzlement	2	0	0	0
Extortion/Blackmail	0	0	0	0
Fraud - False Pretenses	0	0	0	0
Fraud - Credit Card/ATM	0	0	0	0
Fraud - Impersonation	0	0	0	0
Fraud - Welfare	0	0	0	0
Fraud - Wire	0	0	0	0
Motor Vehicle Theft	2	0	0	0
Robbery	0	0	0	0
Stolen Property Offense	0	0	0	0
Theft - Pocket Picking	0	0	0	0
Theft - Purse Snatching	0	0	0	0
Theft - Shoplifting	0	0	0	0
Theft from Building	0	0	0	0
Theft from Coin Machine	0	0	0	0
Theft from Motor Vehicle	0	0	0	0
Theft of Motor Vehicle Parts	0	0	0	0
Theft - All Other Larceny	0	0	0	0
<b>Crimes Against Society</b>				
Drug/Narcotic Violations	0	0	0	0
Drug/Narcotic Equipment Violations	0	0	0	0
Gambling-Betting/Wagering	0	0	0	0
Gambling-Operating/Promoting	0	0	0	0
Gambling-Equipment Violation	0	0	0	0
Gambling-Sports Tampering	0	0	0	0
Pornography/Obscene Materials	0	0	0	0
Prostitution	0	0	0	0
Prostitution-Assisting/Promoting	0	0	0	0
Weapon Law Violations	0	0	0	0
<b>Total Group A Offenses</b>	<b>11</b>	<b>0</b>	<b>0</b>	<b>0</b>



# Norris Dam State Park

## Offense Overview

Offense Total	8
Number Cleared	0
Percent Cleared	0.0%

## Arrest Overview

Total Arrests	0
Adult Arrests	0
Juvenile Arrests	0
Unknown Age	0

Avg. number offenses/incident 1.00

## Domestic Violence Victims

Offense	Total	Arrests
Murder	0	0
Aggravated Assault	0	0
Simple Assault	0	0
Intimidation	0	0
Stalking	0	0
Forcible Rape	0	0
Forcible Sodomy	0	0
Sexual Assault w/Object	0	0
Forcible Fondling	0	0
Incest	0	0
Statutory Rape	0	0
Kidnapping/Abduction	0	0
<b>Total</b>	<b>0</b>	<b>0</b>

## TIBRS Group B Arrests

Offense	Adult	Juvenile
Bad Checks	0	0
Curfew/Vagrancy	0	0
Disorderly Conduct	0	0
DUI	0	0
Drunkenness	0	0
Family-Non Violent	0	0
Liquor Law Violation	0	0
Peeping Tom	0	0
Runaway	0	0
Trespass	0	0
All Other Offense	0	0
<b>Total Group B</b>	<b>0</b>	<b>0</b>

TIBRS Group A Offenses	Offenses		Arrests	
	Reported	Cleared	Adult	Juvenile
<b>Crimes Against Persons</b>				
Murder	0	0	0	0
Negligent Manslaughter	0	0	0	0
Kidnapping/Abduction	0	0	0	0
Forcible Rape	0	0	0	0
Forcible Sodomy	0	0	0	0
Sexual Assault w/Object	0	0	0	0
Forcible Fondling	0	0	0	0
Incest	0	0	0	0
Statutory Rape	0	0	0	0
Aggravated Assault	1	0	0	0
Simple Assault	0	0	0	0
Intimidation	0	0	0	0
Stalking	0	0	0	0
<b>Crimes Against Property</b>				
Arson	0	0	0	0
Bribery	0	0	0	0
Burglary	0	0	0	0
Counterfeiting/Forgery	0	0	0	0
Destruction/Damage/Vandalism	1	0	0	0
Embezzlement	0	0	0	0
Extortion/Blackmail	0	0	0	0
Fraud - False Pretenses	0	0	0	0
Fraud - Credit Card/ATM	0	0	0	0
Fraud - Impersonation	0	0	0	0
Fraud - Welfare	0	0	0	0
Fraud - Wire	0	0	0	0
Motor Vehicle Theft	0	0	0	0
Robbery	0	0	0	0
Stolen Property Offense	0	0	0	0
Theft - Pocket Picking	0	0	0	0
Theft - Purse Snatching	0	0	0	0
Theft - Shoplifting	0	0	0	0
Theft from Building	0	0	0	0
Theft from Coin Machine	0	0	0	0
Theft from Motor Vehicle	0	0	0	0
Theft of Motor Vehicle Parts	0	0	0	0
Theft - All Other Larceny	6	0	0	0
<b>Crimes Against Society</b>				
Drug/Narcotic Violations	0	0	0	0
Drug/Narcotic Equipment Violations	0	0	0	0
Gambling-Betting/Wagering	0	0	0	0
Gambling-Operating/Promoting	0	0	0	0
Gambling-Equipment Violation	0	0	0	0
Gambling-Sports Tampering	0	0	0	0
Pornography/Obscene Materials	0	0	0	0
Prostitution	0	0	0	0
Prostitution-Assisting/Promoting	0	0	0	0
Weapon Law Violations	0	0	0	0
<b>Total Group A Offenses</b>	<b>8</b>	<b>0</b>	<b>0</b>	<b>0</b>



# Paris Landing State Park

## Offense Overview

Offense Total	10
Number Cleared	0
Percent Cleared	0.0%

## Arrest Overview

Total Arrests	0
Adult Arrests	0
Juvenile Arrests	0
Unknown Age	0

Avg. number offenses/incident 1.00

## Domestic Violence Victims

Offense	Total	Arrests
Murder	0	0
Aggravated Assault	0	0
Simple Assault	0	0
Intimidation	0	0
Stalking	0	0
Forcible Rape	0	0
Forcible Sodomy	0	0
Sexual Assault w/Object	0	0
Forcible Fondling	0	0
Incest	0	0
Statutory Rape	0	0
Kidnapping/Abduction	0	0
<b>Total</b>	<b>0</b>	<b>0</b>

## TIBRS Group B Arrests

Offense	Adult	Juvenile
Bad Checks	0	0
Curfew/Vagrancy	0	0
Disorderly Conduct	0	0
DUI	0	0
Drunkenness	0	0
Family-Non Violent	0	0
Liquor Law Violation	0	0
Peeping Tom	0	0
Runaway	0	0
Trespass	0	0
All Other Offense	0	0
<b>Total Group B</b>	<b>0</b>	<b>0</b>

TIBRS Group A Offenses	Offenses		Arrests	
	Reported	Cleared	Adult	Juvenile
<b>Crimes Against Persons</b>				
Murder	0	0	0	0
Negligent Manslaughter	0	0	0	0
Kidnapping/Abduction	0	0	0	0
Forcible Rape	0	0	0	0
Forcible Sodomy	0	0	0	0
Sexual Assault w/Object	0	0	0	0
Forcible Fondling	0	0	0	0
Incest	0	0	0	0
Statutory Rape	0	0	0	0
Aggravated Assault	0	0	0	0
Simple Assault	1	0	0	0
Intimidation	0	0	0	0
Stalking	0	0	0	0
<b>Crimes Against Property</b>				
Arson	0	0	0	0
Bribery	0	0	0	0
Burglary	0	0	0	0
Counterfeiting/Forgery	0	0	0	0
Destruction/Damage/Vandalism	2	0	0	0
Embezzlement	0	0	0	0
Extortion/Blackmail	0	0	0	0
Fraud - False Pretenses	0	0	0	0
Fraud - Credit Card/ATM	0	0	0	0
Fraud - Impersonation	0	0	0	0
Fraud - Welfare	0	0	0	0
Fraud - Wire	0	0	0	0
Motor Vehicle Theft	0	0	0	0
Robbery	0	0	0	0
Stolen Property Offense	0	0	0	0
Theft - Pocket Picking	0	0	0	0
Theft - Purse Snatching	0	0	0	0
Theft - Shoplifting	0	0	0	0
Theft from Building	2	0	0	0
Theft from Coin Machine	0	0	0	0
Theft from Motor Vehicle	0	0	0	0
Theft of Motor Vehicle Parts	0	0	0	0
Theft - All Other Larceny	5	0	0	0
<b>Crimes Against Society</b>				
Drug/Narcotic Violations	0	0	0	0
Drug/Narcotic Equipment Violations	0	0	0	0
Gambling-Betting/Wagering	0	0	0	0
Gambling-Operating/Promoting	0	0	0	0
Gambling-Equipment Violation	0	0	0	0
Gambling-Sports Tampering	0	0	0	0
Pornography/Obscene Materials	0	0	0	0
Prostitution	0	0	0	0
Prostitution-Assisting/Promoting	0	0	0	0
Weapon Law Violations	0	0	0	0
<b>Total Group A Offenses</b>	<b>10</b>	<b>0</b>	<b>0</b>	<b>0</b>



# Pickett State Park

## Offense Overview

Offense Total	1
Number Cleared	0
Percent Cleared	0.0%

## Arrest Overview

Total Arrests	0
Adult Arrests	0
Juvenile Arrests	0
Unknown Age	0

Avg. number offenses/incident 1.00

### Domestic Violence Victims

Offense	Total	Arrests
Murder	0	0
Aggravated Assault	0	0
Simple Assault	0	0
Intimidation	0	0
Stalking	0	0
Forcible Rape	0	0
Forcible Sodomy	0	0
Sexual Assault w/Object	0	0
Forcible Fondling	0	0
Incest	0	0
Statutory Rape	0	0
Kidnapping/Abduction	0	0
<b>Total</b>	<b>0</b>	<b>0</b>

### TIBRS Group B Arrests

Offense	Adult	Juvenile
Bad Checks	0	0
Curfew/Vagrancy	0	0
Disorderly Conduct	0	0
DUI	0	0
Drunkenness	0	0
Family-Non Violent	0	0
Liquor Law Violation	0	0
Peeping Tom	0	0
Runaway	0	0
Trespass	0	0
All Other Offense	0	0
<b>Total Group B</b>	<b>0</b>	<b>0</b>

TIBRS Group A Offenses	Offenses		Arrests	
	Reported	Cleared	Adult	Juvenile
<b>Crimes Against Persons</b>				
Murder	0	0	0	0
Negligent Manslaughter	0	0	0	0
Kidnapping/Abduction	0	0	0	0
Forcible Rape	0	0	0	0
Forcible Sodomy	0	0	0	0
Sexual Assault w/Object	0	0	0	0
Forcible Fondling	0	0	0	0
Incest	0	0	0	0
Statutory Rape	0	0	0	0
Aggravated Assault	0	0	0	0
Simple Assault	0	0	0	0
Intimidation	0	0	0	0
Stalking	0	0	0	0
<b>Crimes Against Property</b>				
Arson	0	0	0	0
Bribery	0	0	0	0
Burglary	0	0	0	0
Counterfeiting/Forgery	0	0	0	0
Destruction/Damage/Vandalism	0	0	0	0
Embezzlement	0	0	0	0
Extortion/Blackmail	0	0	0	0
Fraud - False Pretenses	0	0	0	0
Fraud - Credit Card/ATM	0	0	0	0
Fraud - Impersonation	0	0	0	0
Fraud - Welfare	0	0	0	0
Fraud - Wire	0	0	0	0
Motor Vehicle Theft	0	0	0	0
Robbery	0	0	0	0
Stolen Property Offense	0	0	0	0
Theft - Pocket Picking	0	0	0	0
Theft - Purse Snatching	0	0	0	0
Theft - Shoplifting	0	0	0	0
Theft from Building	1	0	0	0
Theft from Coin Machine	0	0	0	0
Theft from Motor Vehicle	0	0	0	0
Theft of Motor Vehicle Parts	0	0	0	0
Theft - All Other Larceny	0	0	0	0
<b>Crimes Against Society</b>				
Drug/Narcotic Violations	0	0	0	0
Drug/Narcotic Equipment Violations	0	0	0	0
Gambling-Betting/Wagering	0	0	0	0
Gambling-Operating/Promoting	0	0	0	0
Gambling-Equipment Violation	0	0	0	0
Gambling-Sports Tampering	0	0	0	0
Pornography/Obscene Materials	0	0	0	0
Prostitution	0	0	0	0
Prostitution-Assisting/Promoting	0	0	0	0
Weapon Law Violations	0	0	0	0
<b>Total Group A Offenses</b>	<b>1</b>	<b>0</b>	<b>0</b>	<b>0</b>





# Pickwick Landing State Park

## Offense Overview

Offense Total	8
Number Cleared	0
Percent Cleared	0.0%

## Arrest Overview

Total Arrests	7
Adult Arrests	7
Juvenile Arrests	0
Unknown Age	0

Avg. number offenses/incident 1.00

## Domestic Violence Victims

Offense	Total	Arrests
Murder	0	0
Aggravated Assault	0	0
Simple Assault	0	0
Intimidation	0	0
Stalking	0	0
Forcible Rape	0	0
Forcible Sodomy	0	0
Sexual Assault w/Object	0	0
Forcible Fondling	0	0
Incest	0	0
Statutory Rape	0	0
Kidnapping/Abduction	0	0
<b>Total</b>	<b>0</b>	<b>0</b>

## TIBRS Group B Arrests

Offense	Adult	Juvenile
Bad Checks	0	0
Curfew/Vagrancy	0	0
Disorderly Conduct	3	0
DUI	0	0
Drunkenness	1	0
Family-Non Violent	0	0
Liquor Law Violation	1	0
Peeping Tom	0	0
Runaway	0	0
Trespass	0	0
All Other Offense	2	0
<b>Total Group B</b>	<b>7</b>	<b>0</b>

TIBRS Group A Offenses	Offenses		Arrests	
	Reported	Cleared	Adult	Juvenile
<b>Crimes Against Persons</b>				
Murder	0	0	0	0
Negligent Manslaughter	0	0	0	0
Kidnapping/Abduction	0	0	0	0
Forcible Rape	0	0	0	0
Forcible Sodomy	0	0	0	0
Sexual Assault w/Object	0	0	0	0
Forcible Fondling	0	0	0	0
Incest	0	0	0	0
Statutory Rape	0	0	0	0
Aggravated Assault	0	0	0	0
Simple Assault	1	0	0	0
Intimidation	0	0	0	0
Stalking	0	0	0	0
<b>Crimes Against Property</b>				
Arson	0	0	0	0
Bribery	0	0	0	0
Burglary	0	0	0	0
Counterfeiting/Forgery	0	0	0	0
Destruction/Damage/Vandalism	0	0	0	0
Embezzlement	0	0	0	0
Extortion/Blackmail	0	0	0	0
Fraud - False Pretenses	0	0	0	0
Fraud - Credit Card/ATM	0	0	0	0
Fraud - Impersonation	0	0	0	0
Fraud - Welfare	0	0	0	0
Fraud - Wire	0	0	0	0
Motor Vehicle Theft	2	0	0	0
Robbery	0	0	0	0
Stolen Property Offense	0	0	0	0
Theft - Pocket Picking	0	0	0	0
Theft - Purse Snatching	0	0	0	0
Theft - Shoplifting	0	0	0	0
Theft from Building	0	0	0	0
Theft from Coin Machine	0	0	0	0
Theft from Motor Vehicle	0	0	0	0
Theft of Motor Vehicle Parts	3	0	0	0
Theft - All Other Larceny	2	0	0	0
<b>Crimes Against Society</b>				
Drug/Narcotic Violations	0	0	0	0
Drug/Narcotic Equipment Violations	0	0	0	0
Gambling-Betting/Wagering	0	0	0	0
Gambling-Operating/Promoting	0	0	0	0
Gambling-Equipment Violation	0	0	0	0
Gambling-Sports Tampering	0	0	0	0
Pornography/Obscene Materials	0	0	0	0
Prostitution	0	0	0	0
Prostitution-Assisting/Promoting	0	0	0	0
Weapon Law Violations	0	0	0	0
<b>Total Group A Offenses</b>	<b>8</b>	<b>0</b>	<b>0</b>	<b>0</b>



# Red Clay State Historic Park

## Offense Overview

Offense Total	2
Number Cleared	0
Percent Cleared	0.0%

## Arrest Overview

Total Arrests	0
Adult Arrests	0
Juvenile Arrests	0
Unknown Age	0

Avg. number offenses/incident 1.00

## Domestic Violence Victims

Offense	Total	Arrests
Murder	0	0
Aggravated Assault	0	0
Simple Assault	0	0
Intimidation	0	0
Stalking	0	0
Forcible Rape	0	0
Forcible Sodomy	0	0
Sexual Assault w/Object	0	0
Forcible Fondling	0	0
Incest	0	0
Statutory Rape	0	0
Kidnapping/Abduction	0	0
<b>Total</b>	<b>0</b>	<b>0</b>

## TIBRS Group B Arrests

Offense	Adult	Juvenile
Bad Checks	0	0
Curfew/Vagrancy	0	0
Disorderly Conduct	0	0
DUI	0	0
Drunkenness	0	0
Family-Non Violent	0	0
Liquor Law Violation	0	0
Peeping Tom	0	0
Runaway	0	0
Trespass	0	0
All Other Offense	0	0
<b>Total Group B</b>	<b>0</b>	<b>0</b>

TIBRS Group A Offenses	Offenses		Arrests	
	Reported	Cleared	Adult	Juvenile
<b>Crimes Against Persons</b>				
Murder	0	0	0	0
Negligent Manslaughter	0	0	0	0
Kidnapping/Abduction	0	0	0	0
Forcible Rape	0	0	0	0
Forcible Sodomy	0	0	0	0
Sexual Assault w/Object	0	0	0	0
Forcible Fondling	0	0	0	0
Incest	0	0	0	0
Statutory Rape	0	0	0	0
Aggravated Assault	0	0	0	0
Simple Assault	0	0	0	0
Intimidation	0	0	0	0
Stalking	0	0	0	0
<b>Crimes Against Property</b>				
Arson	0	0	0	0
Bribery	0	0	0	0
Burglary	0	0	0	0
Counterfeiting/Forgery	0	0	0	0
Destruction/Damage/Vandalism	0	0	0	0
Embezzlement	0	0	0	0
Extortion/Blackmail	0	0	0	0
Fraud - False Pretenses	0	0	0	0
Fraud - Credit Card/ATM	0	0	0	0
Fraud - Impersonation	0	0	0	0
Fraud - Welfare	0	0	0	0
Fraud - Wire	0	0	0	0
Motor Vehicle Theft	0	0	0	0
Robbery	0	0	0	0
Stolen Property Offense	0	0	0	0
Theft - Pocket Picking	0	0	0	0
Theft - Purse Snatching	0	0	0	0
Theft - Shoplifting	0	0	0	0
Theft from Building	0	0	0	0
Theft from Coin Machine	1	0	0	0
Theft from Motor Vehicle	0	0	0	0
Theft of Motor Vehicle Parts	0	0	0	0
Theft - All Other Larceny	1	0	0	0
<b>Crimes Against Society</b>				
Drug/Narcotic Violations	0	0	0	0
Drug/Narcotic Equipment Violations	0	0	0	0
Gambling-Betting/Wagering	0	0	0	0
Gambling-Operating/Promoting	0	0	0	0
Gambling-Equipment Violation	0	0	0	0
Gambling-Sports Tampering	0	0	0	0
Pornography/Obscene Materials	0	0	0	0
Prostitution	0	0	0	0
Prostitution-Assisting/Promoting	0	0	0	0
Weapon Law Violations	0	0	0	0
<b>Total Group A Offenses</b>	<b>2</b>	<b>0</b>	<b>0</b>	<b>0</b>



# Reelfoot Lake State Park

## Offense Overview

Offense Total	4
Number Cleared	0
Percent Cleared	0.0%

## Arrest Overview

Total Arrests	0
Adult Arrests	0
Juvenile Arrests	0
Unknown Age	0

Avg. number offenses/incident 1.00

## Domestic Violence Victims

Offense	Total	Arrests
Murder	0	0
Aggravated Assault	0	0
Simple Assault	0	0
Intimidation	0	0
Stalking	0	0
Forcible Rape	0	0
Forcible Sodomy	0	0
Sexual Assault w/Object	0	0
Forcible Fondling	0	0
Incest	0	0
Statutory Rape	0	0
Kidnapping/Abduction	0	0
<b>Total</b>	<b>0</b>	<b>0</b>

## TIBRS Group B Arrests

Offense	Adult	Juvenile
Bad Checks	0	0
Curfew/Vagrancy	0	0
Disorderly Conduct	0	0
DUI	0	0
Drunkenness	0	0
Family-Non Violent	0	0
Liquor Law Violation	0	0
Peeping Tom	0	0
Runaway	0	0
Trespass	0	0
All Other Offense	0	0
<b>Total Group B</b>	<b>0</b>	<b>0</b>

TIBRS Group A Offenses	Offenses		Arrests	
	Reported	Cleared	Adult	Juvenile
<b>Crimes Against Persons</b>				
Murder	0	0	0	0
Negligent Manslaughter	0	0	0	0
Kidnapping/Abduction	0	0	0	0
Forcible Rape	0	0	0	0
Forcible Sodomy	0	0	0	0
Sexual Assault w/Object	0	0	0	0
Forcible Fondling	0	0	0	0
Incest	0	0	0	0
Statutory Rape	0	0	0	0
Aggravated Assault	0	0	0	0
Simple Assault	0	0	0	0
Intimidation	0	0	0	0
Stalking	0	0	0	0
<b>Crimes Against Property</b>				
Arson	0	0	0	0
Bribery	0	0	0	0
Burglary	0	0	0	0
Counterfeiting/Forgery	0	0	0	0
Destruction/Damage/Vandalism	0	0	0	0
Embezzlement	0	0	0	0
Extortion/Blackmail	0	0	0	0
Fraud - False Pretenses	0	0	0	0
Fraud - Credit Card/ATM	0	0	0	0
Fraud - Impersonation	0	0	0	0
Fraud - Welfare	0	0	0	0
Fraud - Wire	0	0	0	0
Motor Vehicle Theft	0	0	0	0
Robbery	0	0	0	0
Stolen Property Offense	0	0	0	0
Theft - Pocket Picking	0	0	0	0
Theft - Purse Snatching	0	0	0	0
Theft - Shoplifting	0	0	0	0
Theft from Building	0	0	0	0
Theft from Coin Machine	0	0	0	0
Theft from Motor Vehicle	1	0	0	0
Theft of Motor Vehicle Parts	0	0	0	0
Theft - All Other Larceny	3	0	0	0
<b>Crimes Against Society</b>				
Drug/Narcotic Violations	0	0	0	0
Drug/Narcotic Equipment Violations	0	0	0	0
Gambling-Betting/Wagering	0	0	0	0
Gambling-Operating/Promoting	0	0	0	0
Gambling-Equipment Violation	0	0	0	0
Gambling-Sports Tampering	0	0	0	0
Pornography/Obscene Materials	0	0	0	0
Prostitution	0	0	0	0
Prostitution-Assisting/Promoting	0	0	0	0
Weapon Law Violations	0	0	0	0
<b>Total Group A Offenses</b>	<b>4</b>	<b>0</b>	<b>0</b>	<b>0</b>



# Rock Island State Park

## Offense Overview

Offense Total	1
Number Cleared	0
Percent Cleared	0.0%

## Arrest Overview

Total Arrests	0
Adult Arrests	0
Juvenile Arrests	0
Unknown Age	0

Avg. number offenses/incident                      1.00

## Domestic Violence Victims

Offense	Total	Arrests
Murder	0	0
Aggravated Assault	0	0
Simple Assault	0	0
Intimidation	0	0
Stalking	0	0
Forcible Rape	0	0
Forcible Sodomy	0	0
Sexual Assault w/Object	0	0
Forcible Fondling	0	0
Incest	0	0
Statutory Rape	0	0
Kidnapping/Abduction	0	0
<b>Total</b>	<b>0</b>	<b>0</b>

## TIBRS Group B Arrests

Offense	Adult	Juvenile
Bad Checks	0	0
Curfew/Vagrancy	0	0
Disorderly Conduct	0	0
DUI	0	0
Drunkenness	0	0
Family-Non Violent	0	0
Liquor Law Violation	0	0
Peeping Tom	0	0
Runaway	0	0
Trespass	0	0
All Other Offense	0	0
<b>Total Group B</b>	<b>0</b>	<b>0</b>

TIBRS Group A Offenses	Offenses		Arrests	
	Reported	Cleared	Adult	Juvenile
<b>Crimes Against Persons</b>				
Murder	0	0	0	0
Negligent Manslaughter	0	0	0	0
Kidnapping/Abduction	0	0	0	0
Forcible Rape	0	0	0	0
Forcible Sodomy	0	0	0	0
Sexual Assault w/Object	0	0	0	0
Forcible Fondling	0	0	0	0
Incest	0	0	0	0
Statutory Rape	0	0	0	0
Aggravated Assault	0	0	0	0
Simple Assault	0	0	0	0
Intimidation	0	0	0	0
Stalking	0	0	0	0
<b>Crimes Against Property</b>				
Arson	0	0	0	0
Bribery	0	0	0	0
Burglary	0	0	0	0
Counterfeiting/Forgery	0	0	0	0
Destruction/Damage/Vandalism	0	0	0	0
Embezzlement	0	0	0	0
Extortion/Blackmail	0	0	0	0
Fraud - False Pretenses	0	0	0	0
Fraud - Credit Card/ATM	0	0	0	0
Fraud - Impersonation	0	0	0	0
Fraud - Welfare	0	0	0	0
Fraud - Wire	0	0	0	0
Motor Vehicle Theft	0	0	0	0
Robbery	0	0	0	0
Stolen Property Offense	0	0	0	0
Theft - Pocket Picking	0	0	0	0
Theft - Purse Snatching	0	0	0	0
Theft - Shoplifting	0	0	0	0
Theft from Building	0	0	0	0
Theft from Coin Machine	0	0	0	0
Theft from Motor Vehicle	1	0	0	0
Theft of Motor Vehicle Parts	0	0	0	0
Theft - All Other Larceny	0	0	0	0
<b>Crimes Against Society</b>				
Drug/Narcotic Violations	0	0	0	0
Drug/Narcotic Equipment Violations	0	0	0	0
Gambling-Betting/Wagering	0	0	0	0
Gambling-Operating/Promoting	0	0	0	0
Gambling-Equipment Violation	0	0	0	0
Gambling-Sports Tampering	0	0	0	0
Pornography/Obscene Materials	0	0	0	0
Prostitution	0	0	0	0
Prostitution-Assisting/Promoting	0	0	0	0
Weapon Law Violations	0	0	0	0
<b>Total Group A Offenses</b>	<b>1</b>	<b>0</b>	<b>0</b>	<b>0</b>



# South Cumberland Natural Area

## Offense Overview

Offense Total	51
Number Cleared	44
Percent Cleared	86.3%

## Arrest Overview

Total Arrests	130
Adult Arrests	128
Juvenile Arrests	2
Unknown Age	0

Avg. number offenses/incident                      1.46

## Domestic Violence Victims

Offense	Total	Arrests
Murder	0	0
Aggravated Assault	0	0
Simple Assault	0	0
Intimidation	0	0
Stalking	0	0
Forcible Rape	0	0
Forcible Sodomy	0	0
Sexual Assault w/Object	0	0
Forcible Fondling	0	0
Incest	0	0
Statutory Rape	0	0
Kidnapping/Abduction	0	0
<b>Total</b>	<b>0</b>	<b>0</b>

## TIBRS Group B Arrests

Offense	Adult	Juvenile
Bad Checks	0	0
Curfew/Vagrancy	0	0
Disorderly Conduct	0	0
DUI	0	0
Drunkenness	0	0
Family-Non Violent	0	0
Liquor Law Violation	35	1
Peeping Tom	0	0
Runaway	0	0
Trespass	12	0
All Other Offense	36	0
<b>Total Group B</b>	<b>83</b>	<b>1</b>

TIBRS Group A Offenses	Offenses		Arrests	
	Reported	Cleared	Adult	Juvenile
<b>Crimes Against Persons</b>				
Murder	0	0	0	0
Negligent Manslaughter	0	0	0	0
Kidnapping/Abduction	0	0	0	0
Forcible Rape	0	0	0	0
Forcible Sodomy	0	0	0	0
Sexual Assault w/Object	0	0	0	0
Forcible Fondling	0	0	0	0
Incest	0	0	0	0
Statutory Rape	0	0	0	0
Aggravated Assault	0	0	0	0
Simple Assault	0	0	0	0
Intimidation	0	0	0	0
Stalking	0	0	0	0
<b>Crimes Against Property</b>				
Arson	0	0	0	0
Bribery	0	0	0	0
Burglary	0	0	0	0
Counterfeiting/Forgery	0	0	0	0
Destruction/Damage/Vandalism	1	0	0	0
Embezzlement	0	0	0	0
Extortion/Blackmail	0	0	0	0
Fraud - False Pretenses	0	0	0	0
Fraud - Credit Card/ATM	0	0	0	0
Fraud - Impersonation	0	0	0	0
Fraud - Welfare	0	0	0	0
Fraud - Wire	0	0	0	0
Motor Vehicle Theft	0	0	0	0
Robbery	0	0	0	0
Stolen Property Offense	0	0	0	0
Theft - Pocket Picking	0	0	0	0
Theft - Purse Snatching	0	0	0	0
Theft - Shoplifting	0	0	0	0
Theft from Building	0	0	0	0
Theft from Coin Machine	0	0	0	0
Theft from Motor Vehicle	2	0	0	0
Theft of Motor Vehicle Parts	0	0	0	0
Theft - All Other Larceny	1	0	0	0
<b>Crimes Against Society</b>				
Drug/Narcotic Violations	26	24	34	1
Drug/Narcotic Equipment Violations	19	18	9	0
Gambling-Betting/Wagering	0	0	0	0
Gambling-Operating/Promoting	0	0	0	0
Gambling-Equipment Violation	0	0	0	0
Gambling-Sports Tampering	0	0	0	0
Pornography/Obscene Materials	0	0	0	0
Prostitution	0	0	0	0
Prostitution-Assisting/Promoting	0	0	0	0
Weapon Law Violations	2	2	2	0
<b>Total Group A Offenses</b>	<b>51</b>	<b>44</b>	<b>45</b>	<b>1</b>



# Standing Stone State Park

## Offense Overview

Offense Total	0
Number Cleared	0
Percent Cleared	0.0%

## Arrest Overview

Total Arrests	1
Adult Arrests	1
Juvenile Arrests	0
Unknown Age	0

Avg. number offenses/incident

## Domestic Violence Victims

Offense	Total	Arrests
Murder	0	0
Aggravated Assault	0	0
Simple Assault	0	0
Intimidation	0	0
Stalking	0	0
Forcible Rape	0	0
Forcible Sodomy	0	0
Sexual Assault w/Object	0	0
Forcible Fondling	0	0
Incest	0	0
Statutory Rape	0	0
Kidnapping/Abduction	0	0
<b>Total</b>	<b>0</b>	<b>0</b>

## TIBRS Group B Arrests

Offense	Adult	Juvenile
Bad Checks	0	0
Curfew/Vagrancy	0	0
Disorderly Conduct	0	0
DUI	0	0
Drunkenness	0	0
Family-Non Violent	0	0
Liquor Law Violation	0	0
Peeping Tom	0	0
Runaway	0	0
Trespass	0	0
All Other Offense	1	0
<b>Total Group B</b>	<b>1</b>	<b>0</b>

TIBRS Group A Offenses	Offenses		Arrests	
	Reported	Cleared	Adult	Juvenile
<b>Crimes Against Persons</b>				
Murder	0	0	0	0
Negligent Manslaughter	0	0	0	0
Kidnapping/Abduction	0	0	0	0
Forcible Rape	0	0	0	0
Forcible Sodomy	0	0	0	0
Sexual Assault w/Object	0	0	0	0
Forcible Fondling	0	0	0	0
Incest	0	0	0	0
Statutory Rape	0	0	0	0
Aggravated Assault	0	0	0	0
Simple Assault	0	0	0	0
Intimidation	0	0	0	0
Stalking	0	0	0	0
<b>Crimes Against Property</b>				
Arson	0	0	0	0
Bribery	0	0	0	0
Burglary	0	0	0	0
Counterfeiting/Forgery	0	0	0	0
Destruction/Damage/Vandalism	0	0	0	0
Embezzlement	0	0	0	0
Extortion/Blackmail	0	0	0	0
Fraud - False Pretenses	0	0	0	0
Fraud - Credit Card/ATM	0	0	0	0
Fraud - Impersonation	0	0	0	0
Fraud - Welfare	0	0	0	0
Fraud - Wire	0	0	0	0
Motor Vehicle Theft	0	0	0	0
Robbery	0	0	0	0
Stolen Property Offense	0	0	0	0
Theft - Pocket Picking	0	0	0	0
Theft - Purse Snatching	0	0	0	0
Theft - Shoplifting	0	0	0	0
Theft from Building	0	0	0	0
Theft from Coin Machine	0	0	0	0
Theft from Motor Vehicle	0	0	0	0
Theft of Motor Vehicle Parts	0	0	0	0
Theft - All Other Larceny	0	0	0	0
<b>Crimes Against Society</b>				
Drug/Narcotic Violations	0	0	0	0
Drug/Narcotic Equipment Violations	0	0	0	0
Gambling-Betting/Wagering	0	0	0	0
Gambling-Operating/Promoting	0	0	0	0
Gambling-Equipment Violation	0	0	0	0
Gambling-Sports Tampering	0	0	0	0
Pornography/Obscene Materials	0	0	0	0
Prostitution	0	0	0	0
Prostitution-Assisting/Promoting	0	0	0	0
Weapon Law Violations	0	0	0	0
<b>Total Group A Offenses</b>	<b>0</b>	<b>0</b>	<b>0</b>	<b>0</b>



# Tim's Ford State Park

## Offense Overview

Offense Total	1
Number Cleared	1
Percent Cleared	100.0%

## Arrest Overview

Total Arrests	2
Adult Arrests	2
Juvenile Arrests	0
Unknown Age	0

Avg. number offenses/incident 1.00

### Domestic Violence Victims

Offense	Total	Arrests
Murder	0	0
Aggravated Assault	0	0
Simple Assault	0	0
Intimidation	0	0
Stalking	0	0
Forcible Rape	0	0
Forcible Sodomy	0	0
Sexual Assault w/Object	0	0
Forcible Fondling	0	0
Incest	0	0
Statutory Rape	0	0
Kidnapping/Abduction	0	0
<b>Total</b>	<b>0</b>	<b>0</b>

### TIBRS Group B Arrests

Offense	Adult	Juvenile
Bad Checks	0	0
Curfew/Vagrancy	0	0
Disorderly Conduct	0	0
DUI	1	0
Drunkenness	1	0
Family-Non Violent	0	0
Liquor Law Violation	0	0
Peeping Tom	0	0
Runaway	0	0
Trespass	0	0
All Other Offense	0	0
<b>Total Group B</b>	<b>2</b>	<b>0</b>

TIBRS Group A Offenses	Offenses		Arrests	
	Reported	Cleared	Adult	Juvenile
<b>Crimes Against Persons</b>				
Murder	0	0	0	0
Negligent Manslaughter	0	0	0	0
Kidnapping/Abduction	0	0	0	0
Forcible Rape	0	0	0	0
Forcible Sodomy	0	0	0	0
Sexual Assault w/Object	0	0	0	0
Forcible Fondling	0	0	0	0
Incest	0	0	0	0
Statutory Rape	0	0	0	0
Aggravated Assault	0	0	0	0
Simple Assault	0	0	0	0
Intimidation	0	0	0	0
Stalking	0	0	0	0
<b>Crimes Against Property</b>				
Arson	0	0	0	0
Bribery	0	0	0	0
Burglary	0	0	0	0
Counterfeiting/Forgery	0	0	0	0
Destruction/Damage/Vandalism	0	0	0	0
Embezzlement	0	0	0	0
Extortion/Blackmail	0	0	0	0
Fraud - False Pretenses	0	0	0	0
Fraud - Credit Card/ATM	0	0	0	0
Fraud - Impersonation	0	0	0	0
Fraud - Welfare	0	0	0	0
Fraud - Wire	0	0	0	0
Motor Vehicle Theft	0	0	0	0
Robbery	0	0	0	0
Stolen Property Offense	0	0	0	0
Theft - Pocket Picking	0	0	0	0
Theft - Purse Snatching	0	0	0	0
Theft - Shoplifting	0	0	0	0
Theft from Building	0	0	0	0
Theft from Coin Machine	0	0	0	0
Theft from Motor Vehicle	0	0	0	0
Theft of Motor Vehicle Parts	0	0	0	0
Theft - All Other Larceny	0	0	0	0
<b>Crimes Against Society</b>				
Drug/Narcotic Violations	1	1	0	0
Drug/Narcotic Equipment Violations	0	0	0	0
Gambling-Betting/Wagering	0	0	0	0
Gambling-Operating/Promoting	0	0	0	0
Gambling-Equipment Violation	0	0	0	0
Gambling-Sports Tampering	0	0	0	0
Pornography/Obscene Materials	0	0	0	0
Prostitution	0	0	0	0
Prostitution-Assisting/Promoting	0	0	0	0
Weapon Law Violations	0	0	0	0
<b>Total Group A Offenses</b>	<b>1</b>	<b>1</b>	<b>0</b>	<b>0</b>



# Warrior's Path State Park

## Offense Overview

Offense Total	10
Number Cleared	0
Percent Cleared	0.0%

## Arrest Overview

Total Arrests	0
Adult Arrests	0
Juvenile Arrests	0
Unknown Age	0

Avg. number offenses/incident      1.00

### Domestic Violence Victims

Offense	Total	Arrests
Murder	0	0
Aggravated Assault	0	0
Simple Assault	0	0
Intimidation	0	0
Stalking	0	0
Forcible Rape	0	0
Forcible Sodomy	0	0
Sexual Assault w/Object	0	0
Forcible Fondling	0	0
Incest	0	0
Statutory Rape	0	0
Kidnapping/Abduction	0	0
<b>Total</b>	<b>0</b>	<b>0</b>

### TIBRS Group B Arrests

Offense	Adult	Juvenile
Bad Checks	0	0
Curfew/Vagrancy	0	0
Disorderly Conduct	0	0
DUI	0	0
Drunkenness	0	0
Family-Non Violent	0	0
Liquor Law Violation	0	0
Peeping Tom	0	0
Runaway	0	0
Trespass	0	0
All Other Offense	0	0
<b>Total Group B</b>	<b>0</b>	<b>0</b>

TIBRS Group A Offenses	Offenses		Arrests	
	Reported	Cleared	Adult	Juvenile
<b>Crimes Against Persons</b>				
Murder	0	0	0	0
Negligent Manslaughter	0	0	0	0
Kidnapping/Abduction	0	0	0	0
Forcible Rape	0	0	0	0
Forcible Sodomy	0	0	0	0
Sexual Assault w/Object	0	0	0	0
Forcible Fondling	0	0	0	0
Incest	0	0	0	0
Statutory Rape	0	0	0	0
Aggravated Assault	1	0	0	0
Simple Assault	0	0	0	0
Intimidation	0	0	0	0
Stalking	0	0	0	0
<b>Crimes Against Property</b>				
Arson	0	0	0	0
Bribery	0	0	0	0
Burglary	0	0	0	0
Counterfeiting/Forgery	0	0	0	0
Destruction/Damage/Vandalism	2	0	0	0
Embezzlement	0	0	0	0
Extortion/Blackmail	0	0	0	0
Fraud - False Pretenses	0	0	0	0
Fraud - Credit Card/ATM	0	0	0	0
Fraud - Impersonation	0	0	0	0
Fraud - Welfare	0	0	0	0
Fraud - Wire	0	0	0	0
Motor Vehicle Theft	0	0	0	0
Robbery	0	0	0	0
Stolen Property Offense	0	0	0	0
Theft - Pocket Picking	0	0	0	0
Theft - Purse Snatching	1	0	0	0
Theft - Shoplifting	0	0	0	0
Theft from Building	1	0	0	0
Theft from Coin Machine	3	0	0	0
Theft from Motor Vehicle	1	0	0	0
Theft of Motor Vehicle Parts	0	0	0	0
Theft - All Other Larceny	1	0	0	0
<b>Crimes Against Society</b>				
Drug/Narcotic Violations	0	0	0	0
Drug/Narcotic Equipment Violations	0	0	0	0
Gambling-Betting/Wagering	0	0	0	0
Gambling-Operating/Promoting	0	0	0	0
Gambling-Equipment Violation	0	0	0	0
Gambling-Sports Tampering	0	0	0	0
Pornography/Obscene Materials	0	0	0	0
Prostitution	0	0	0	0
Prostitution-Assisting/Promoting	0	0	0	0
Weapon Law Violations	0	0	0	0
<b>Total Group A Offenses</b>	<b>10</b>	<b>0</b>	<b>0</b>	<b>0</b>





The following state parks are in compliance but no offenses were reported during 2002.

**Big Hill Pond State Natural Area**  
**Bledsoe Creek State Park**  
**Burgess Falls Natural Area**  
**Cove Lake State Park**  
**Dunbar Cave State Park**  
**Fort Loudoun State Park**  
**Fort Pillow State Park**  
**Johnsonville State Archaeological Area**  
**Nathan Bedford Forrest State Park**  
**Old Stone Fort State Park**  
**Panther Creek State Park**  
**Pinson Mounds State Park**  
**Radnor Lake State Park**  
**Roan Mountain State Park**  
**Sgt. Alvin C. York State Park**  
**Sycamore Shoals State Park**  
**T.O. Fuller State Park**







# Appendix

**2002**



## TIBRS Offense Definitions

### Group A Offense Definitions

Since all Group A offenses occurring in an incident are to be reported, care must be taken to identify all such offenses involved in an incident. Care must also be taken to ensure that each offense that is reported is a separate, distinct crime, rather than just a part of another offense. For example, every robbery includes some type of assault; but because the assault is an element of the robbery, only Robbery should be reported. If during a Robbery, the victim is forced to engage in sexual acts, both Robbery and Forcible Rape should be reported, as forced sexual intercourse is not an element of Robbery. A rape case might also involve the crimes of Motor Vehicle Theft and Kidnapping, and they should all be reported. Burglary is another example because it usually includes a larceny offense. Because Burglary is defined in terms of theft, only the burglary is to be reported.

NOTE: In TIBRS the classification of felony and misdemeanor does not apply; the offenses are classified according to the definitions and the fact of the incident. However this does not change what a person is charged with under Tennessee statute. The following pages contain the definitions to be used in determining the offense that has occurred. There are 47 definitions of Group A offenses that follow. They are listed in alphabetical order.

### Arson TIBRS Code (200)

*Definition*            *To unlawfully and intentionally damage, or attempt to damage, any real or personal property by fire or incendiary device.*

### Assault Offenses

*Definition*            *An unlawful attack by one person upon another.*

### Aggravated Assault TIBRS Code (13A)

*Definition*            *An unlawful attack by one person upon another wherein the offender uses a weapon or displays it in a threatening manner, or the victim suffers obvious severe or aggravated bodily injury involving apparent broken bones, loss of teeth, possible internal injury, severe laceration, or loss of consciousness.*

### Simple Assault TIBRS Code (13B)

*Definition*            *An unlawful physical attack by one person upon another where neither the offender displays a weapon, nor the victim suffers obvious severe or aggravated bodily injury involving apparent broken bones, loss of teeth, possible internal injury, severe laceration, or loss of consciousness.*



### **Intimidation TIBRS Code (13C)**

*Definition* To unlawfully place another person in reasonable fear of bodily harm through the use of threatening words and/or other conduct, but without displaying a weapon or subjecting the victim to actual physical attack.

### **Stalking TIBRS Code (13D)**

*Definition* To intentionally and repeatedly follow or harass another person in such a manner as would cause that person to be in reasonable fear of being assaulted, suffering bodily injury or death.

### **Bribery TIBRS Code (510)**

*Definition* The offering, giving, receiving, or soliciting of any thing of value (i.e., a bribe, gratuity, or kickback) to sway the judgment or action of a person in a position of trust or influence.

### **Burglary/Breaking and Entering TIBRS Code (220)**

*Definition* The unlawful entry into a building or other structure with the intent to commit a felony or a theft.

### **Counterfeiting/Forgery TIBRS Code (250)**

*Definition* The altering, copying, or imitation of something, without authority or right, with the intent to deceive or defraud by passing the copy or thing altered or imitated as that which is original or genuine; or the selling, buying, or possession of an altered, copied, or imitated thing with the intent to deceive or defraud.

### **Destruction/Damage/Vandalism of Property TIBRS Code (290)**

*Definition* To willfully or maliciously destroy, damage, deface, or otherwise injure real or personal property without the consent of the owner or the person having custody or control of it.

### **Drug/Narcotic Offenses**

*Definition* The violation of laws prohibiting the production, distribution, and/or use of certain controlled substances and the equipment or devices utilized in their preparation and/or use.



### **Drug/Narcotic Violations TIBRS Code (35A)**

*Definition*        *The unlawful cultivation, manufacture, distribution, sale, purchase, use, possession, transportation, or importation of any controlled drug or narcotic substance.*

### **Drug Equipment Violations TIBRS Code (35B)**

*Definition*        *The unlawful manufacture, sale, purchase, possession, or transportation of equipment or devices utilized in preparing and/or using drugs or narcotics.*

### **Embezzlement TIBRS Code (270)**

*Definition*        *The unlawful misappropriation by an offender to his/her own use or purpose of money, property, or some other thing of value entrusted to his/her care, custody, or control.*

### **Extortion/Blackmail TIBRS Code (210)**

*Definition*        *To unlawfully obtain money, property, or any other thing of value, either tangible or intangible, through the use or threat of force, misuse of authority, threat of criminal prosecution, threat of destruction of reputation or social standing, or through other coercive means.*

### **Fraud Offenses**

*Definition*        *The intentional perversion of the truth for the purpose of inducing another person or other entity in reliance upon it to part with some thing of value or surrender a legal right.*

### **False Pretenses/Swindle/Confidence Game TIBRS Code (26A)**

*Definition*        *The intentional misrepresentation of existing fact or conditions, or the use of some other deceptive scheme or device, to obtain money, goods, or other things of value.*

### **Credit/Card Automatic Teller Machine Fraud TIBRS Code (26B)**

*Definition*        *The unlawful use of a credit (or debit) card or automatic teller machine for fraudulent purposes.*



### **Impersonation TIBRS Code (26C)**

*Definition*        *Falsely representing one's identity or position, and acting in the character or position thus unlawfully assumed, to deceive others and thereby gain a profit or advantage, enjoy some right or privilege, or subject another person or entity to an expense, charge, or liability which would not have otherwise been incurred.*

### **Welfare Fraud TIBRS Code (26D)**

*Definition*        *The use of deceitful statements, practices, or devices to unlawfully obtain welfare benefits.*

### **Wire Fraud TIBRS Code (26E)**

*Definition*        *The use of an electric or electronic communications facility to intentionally transmit a false and/or deceptive message in furtherance of a fraudulent activity.*

## **Gambling Offenses**

*Definition*        *To unlawfully bet or wager money or something else of value; assist, promote, or operate a game of chance for money or some other stake; possess or transmit wagering information; manufacture, sell, purchase, possess, or transport gambling equipment, devices, or goods; or tamper with the outcome of a sporting event or contest to gain a gambling advantage.*

### **Betting/Wagering TIBRS Code (39A)**

*Definition*        *To unlawfully stake money or something else of value on the happening of an uncertain event or on the ascertainment of a fact in dispute.*

### **Operating/Promoting/Assisting Gambling TIBRS Code (39B)**

*Definition*        *To unlawfully operate, promote, or assist in the operation of a game of chance, lottery, or other gambling activity.*

### **Gambling Equipment Violations TIBRS Code (39C)**

*Definition*        *To unlawfully manufacture, sell, buy, possess, or transport equipment, devices, and/or goods used for gambling purposes.*





### **Sports Tampering TIBRS Code (39D)**

*Definition*        *To unlawfully alter, meddle in, or otherwise interfere with a sporting contest or event for the purpose of gaining a gambling advantage.*

### **Homicide Offenses**

*Definition*        *The killing of one human being by another.*

### **Murder and Non-negligent Manslaughter TIBRS Code (09A)**

*Definition*        *The willful (non-negligent) killing of one human being by another.*

### **Negligent Manslaughter TIBRS Code (09B)**

*Definition*        *The killing of another person through negligence. Included in this offense are killings resulting from hunting accidents, gun cleaning, children playing with guns, etc. Not included are deaths of persons due to their own negligence; accidental deaths not resulting from gross negligence; and accidental traffic fatalities. The subsequent findings of a court, coroner's inquest, etc., do not affect the reporting of offenses in this category; these are law enforcement statistics.*

### **Justifiable Homicide TIBRS Code (09C)**

*Definition*        *The killing of a perpetrator of a serious criminal offense by a peace officer in the line of duty; or the killing, during the commission of a serious criminal offense, of the perpetrator by a private individual.*

### **Kidnapping/Abduction TIBRS Code (100)**

*Definition*        *The unlawful seizure, transportation, and/or detention of a person against his/her will, or of a minor without the consent of his/her custodial parent(s) or legal guardian.*

### **Larceny/Theft Offenses**

*Definition*        *The unlawful taking, carrying, leading, or riding away of property from the possession, or constructive possession, of another person.*

### **Pocket-Picking TIBRS Code (23A)**

*Definition*        *The theft of articles from another person's physical possession by stealth where the victim usually does not become immediately aware of the theft.*



### **Purse-Snatching TIBRS Code (23B)**

*Definition*        *The grabbing or snatching of a purse, handbag, etc., from the physical possession of another person.*

### **Shoplifting TIBRS Code (23C)**

*Definition*        *The theft, by someone other than an employee of the victim, of goods or merchandise exposed for sale.*

### **Theft from Building TIBRS Code (23D)**

*Definition*        *A theft from within a building which is either open to the general public or where the offender has legal access.*

### **Theft from Coin-Operated Machine or Device TIBRS Code (23E)**

*Definition*        *A theft from a machine or device which is operated or activated by the use of coins.*

### **Theft from Motor Vehicle TIBRS Code (23F)**

*Definition*        *The theft of articles from a motor vehicle, whether locked or unlocked.*

### **Theft of Motor Vehicle Parts or Accessories TIBRS Code (23G)**

*Definition*        *The theft of any part or accessory affixed to the interior or exterior of a motor vehicle in a manner which would make the item an attachment of the vehicle or necessary for its operation.*

### **All Other Larceny TIBRS Code (23H)**

*Definition*        *All thefts which do not fit any of the definitions of the specific subcategories of Larceny/Theft listed above.*

### **Motor Vehicle Theft TIBRS Code (240)**

*Definition*        *The theft of a motor vehicle.*

### **Pornography/Obscene Material TIBRS Code (370)**

*Definition*        *The violation of laws or ordinances prohibiting the manufacture, publishing, sale, purchase, or possession of sexually explicit material; e.g., literature, photographs, etc.*



## **Prostitution Offenses**

*Definition*        *To unlawfully engage in or promote sexual activities for profit.*

### **Prostitution TIBRS Code (40A)**

*Definition*        *To unlawfully engage in sexual relations for profit.*

### **Assisting or Promoting Prostitution TIBRS Code (40B)**

*Definition*        *To solicit customers or transport persons for prostitution purposes; to own, manage, or operate a dwelling or other establishment for the purpose of providing a place where prostitution is performed; or to otherwise assist or promote prostitution.*

## **Robbery TIBRS Code (120)**

*Definition*        *The taking, or attempting to take, anything of value under confrontational circumstances from the control, custody, or care of another person by force or threat of force or violence and/or by putting the victim in fear of immediate harm.*

## **Sex Offenses, Forcible**

*Definition*        *Any sexual act directed against another person, forcibly and/or against that person's will; or not forcibly or against the person's will where the victim is incapable of giving consent.*

### **Forcible Rape TIBRS Code (11A)**

*Definition*        *The carnal knowledge of a person, forcibly and/or against that person's will; or not forcibly or against the person's will where the victim is incapable of giving consent because of his/her temporary or permanent mental or physical incapacity (or because of his/her youth).*

### **Forcible Sodomy TIBRS Code (11B)**

*Definition*        *Oral or anal sexual intercourse with another person, forcibly and/or against that persons will; or not forcibly or against the persons will where the victim is incapable of giving consent because of his/her youth or because of his/her temporary or permanent mental or physical incapacity.*



### **Sexual Assault With An Object TIBRS Code (11C)**

*Definition To use an object or instrument to unlawfully penetrate, however, slightly, the genital or anal opening of the body of another person, forcibly and/or against that persons will; or not forcibly or against the persons will where the victim is incapable of giving consent because of his/her youth or because of his/her temporary or permanent mental or physical incapacity.*

### **Forcible Fondling TIBRS Code (11D)**

*Definition The touching of the private body parts of another person for the purpose of sexual gratification, forcibly and/or against that person's will; or, not forcibly or against the person's will where the victim is incapable of giving consent because of his/her youth or because of his/her temporary or permanent mental incapacity.*

### **Sex Offenses, Non-forcible**

*Definition Unlawful, non-forcible sexual intercourse.*

### **Incest TIBRS Code (36A)**

*Definition Nonforcible sexual intercourse between persons who are related to each other within the degrees wherein marriage is prohibited by law.*

### **Statutory Rape TIBRS Code (36B)**

*Definition Nonforcible sexual intercourse with a person who is under the statutory age of consent.*

### **Stolen Property Offenses TIBRS Code (280)**

*Definition Receiving, buying, selling possessing, concealing, or transporting any property with the knowledge that it has been unlawfully taken, as by burglary, embezzlement, fraud, larceny, robbery, etc.*

### **Weapon Law Violations TIBRS Code (520)**

*Definition The violation of laws or ordinances prohibiting the manufacture, sale, purchase, transportation, possession, concealment, or use of firearms, cutting instruments, explosives, incendiary devices, or other deadly weapons. Include violations such as the manufacture, sale, or possession of deadly weapons; carrying deadly weapons, concealed or openly; using, manufacturing, etc., silencers; and furnishing deadly weapons to minor.*

This offense will cover local, state as well as federal laws.



## **Group B Offense Definitions**

There are eleven Group B offense categories and they encompass all of the crimes that are not Group A offenses. Only arrestee data is reported for Group B crimes. Traffic offenses are excluded from TIBRS reporting with three exceptions which are discussed later in this chapter.

### **Bad Checks TIBRS Code (90A)**

*Definition*            *Knowingly and intentionally writing and/or negotiating checks drawn against insufficient or non-existent funds.*

### **Curfew/Loitering/Vagrancy Violations TIBRS Code (90B)**

*Definition*            *The violation of a court order, regulation, ordinance, or law requiring the withdrawal of persons from the streets or other specified areas: prohibiting persons from remaining in an area or place in an idle or aimless manner: or prohibiting persons from going place to place without visible means of support.*

### **Disorderly Conduct TIBRS Code (90C)**

*Definition*            *Any behavior that tends to disturb the public peace or decorum, scandalize the community, or shock the public sense of morality.*

### **Driving Under the Influence TIBRS Code (90D)**

*Definition*            *Driving or operating a motor vehicle or common carrier while mentally or physically impaired as the result of consuming an alcoholic beverage or using a drug or narcotic.*

### **Drunkennes TIBRS Code (90E)**

*Definition*            *To drink alcoholic beverages to the extent that one's mental faculties and physical coordination are substantially impaired.*

### **Family Offenses, Non-Violent TIBRS Code (90F)**

*Definition*            *Unlawful, non-violent acts by a family member (or legal guardian) which threaten the physical, mental, or economic well-being or morals of another family member and which are not classifiable as other offenses, such as Assault, Incest, Statutory Rape, etc.*



## **Liquor Law Violations TIBRS Code (90G)**

*Definition*        *The violation of laws or ordinances prohibiting the manufacture, sale, purchase, transportation, possession, or use of alcoholic beverages.*

## **Peeping Tom TIBRS Code (90H)**

*Definition*        *To secretly look through a window, doorway, keyhole, or other aperture for the purpose of voyeurism.*

## **Runaway TIBRS Code (90I)**

*Definition*        *A person under 18 years of age who has left home without the permission of his/her parent(s) or legal guardian.*

## **Trespass of Real Property TIBRS Code (90J)**

*Definition*        *To unlawfully enter land, a dwelling, or other real property.*

All burglary offenses include the element of trespass; trespass, however, involves entry with no intent to commit a felony or theft.

## **All Other Offenses TIBRS Code (90Z)**

*Definition*        *All crimes which are not Group A offenses and are not included in one of the specifically named Group B crime categories listed above.*

Note: When an offense is prefixed by:    Accessory Before/After the fact; Aiding/Abetting; Conspiracy to Commit; Facilitation of; Solicitation to commit; Threat to commit, etc. and the Substantive offense is a Group A offense, such as "Conspiracy to commit murder", report in TIBRS, 90Z (if the person is arrested) If the substantive offense is a Group B offense, then the arrest is reported under the Group offense.



## **Glossary of Terms and Definitions**

Bias Motivation	Data element collecting hate crime information.
CSU	Crime Statistics Unit - the unit at TBI responsible for day to day operations of TIBRS program.
Element	A component or part of any given criminal Incident.
Exceptional Clearance	Incident is cleared by exceptional means when an element beyond law enforcement control prevents a physical arrest.
FBI	Federal Bureau of Investigation
Group A Offenses	Twenty-two classifications of crimes comprised of 47 separate criminal offenses.
Group B Offenses	Eleven Classifications of activities that violate State statutes or local ordinances that are reported to TIBRS when an arrest is made.
Incident	An incident is defined as all offenses committed by one or more offenders acting in concert and occurring at the same time and place.
Incident Number	A number used to uniquely identify an incident.
L.E.I.C.	Law Enforcement Information Coordinator
LEOKA	Law Enforcement Officer Killed or Assaulted - the program that collects information on any incidents involving an assault or killing of a law enforcement official.
Multiple Arrest Indicator	This field is used if investigation determines that the current arrestee committed other unsolved crimes and will be charged with those crimes.
NIBRS	National Incident Based Reporting System - the FBI's system to collect crime statistics information in an incident based format.
Offense	Criminal activity that has been identified and reportable to TIBRS in an established format.



ORI Number	A 9 character number used as an agency identifier assigned by the FBI.
RAC	Reporting Agency Coordinator - person designated to be the local agency contact for the TIBRS program.
Resident Status	Based upon offender, arrestee, or victim's city address and location of the incident.
State Control Number	Unique identification number that is attached to fingerprint card. Linked to charges on that particular card.
Summary System	A system of reporting eight indexed crimes to the FBI's Uniform Crime Reporting System. The system collects information in the aggregate, not incident based.
TBI	Tennessee Bureau of Investigation
TIBRS	Tennessee Incident Based Reporting System - the state system for collection of crime statistics information in an incident based manner.
TCA	Tennessee Code Annotated
UCR	Uniform Crime Reporting - the national system for the collection of crime statistics based upon standard offense definitions.
Victim Type	Field used to identify the 8 different classifications of victims in the TIBRS system.

### Units of Counts – Offense

The units of counts principles are based on FBI practices and conform to national standards for counting offenses.

**Crimes Against Persons** – Homicides, Assaults, Sex Offenses – both forcible and non forcible, kidnapping – each victim = one offense. Example – an incident involving an aggravated assault with two victims will be counted as 2 aggravated assaults

**Crimes Against Society** – Each offense counts as one occurrence. One Drug Narcotic Violation counts as one offense.





***Crimes Against Property*** – Each offense counts as one occurrence with the exception of one offense classification:

*Motor Vehicle Thefts* – The number of vehicles stolen is counted. If two automobiles are stolen in one incident, it will be counted as two motor vehicle thefts.

### **Units of Counts – Clearances**

The units of counts for clearances are based on FBI practices and conform to national standards for counting clearances.

One arrest or exceptional clearance in an incident will clear all offenses in the incident.

**Other resources available at the TBI web site: [www.tbi.state.tn.us](http://www.tbi.state.tn.us)**

[TIBRS Data Collection Manual](#)

[TCA/TIBRS Guide](#)

[TIBRS Error Manual](#)

[FBI Data Collection Manual, vol. 1](#)

[FBI Data Submission Specifications](#)

[FBI Error Message Manual, vol. 4](#)



**TIBRS Offenses vs. UCR Summary Offenses**

<b>TIBRS Group A Offenses</b>	<b>UCR Summary Part I Offenses</b>
<ul style="list-style-type: none"> <li>Arson</li> <li>Assault Offenses</li> <li>Bribery</li> <li>Burglary</li> <li>Counterfeiting/Forgery</li> <li>Destruction/Damage/Vandalism</li> <li>Drug Narcotic Offenses</li> <li>Embezzlement</li> <li>Extortion/Blackmail</li> <li>Fraud Offenses</li> <li>Gambling Offenses</li> <li>Homicide</li> <li>Kidnapping</li> <li>Larceny/Theft</li> <li>Motor Vehicle Theft</li> <li>Pornography/Obscene Material</li> <li>Prostitution Offenses</li> <li>Robbery</li> <li>Sex Offenses - Forcible</li> <li>Sex Offenses - Nonforcible</li> <li>Stolen Property Offense</li> <li>Weapons Law Violations</li> </ul>	<ul style="list-style-type: none"> <li>Arson</li> <li>Aggravated Assault</li> <li>Burglary</li> <li>Homicide</li> <li>Larceny/Theft</li> <li>Motor Vehicle Theft</li> <li>Forcible Rape</li> <li>Robbery</li> </ul>
<b>TIBRS Group B Offenses</b>	<b>UCR Summary Part II Offenses</b>
<ul style="list-style-type: none"> <li>Bad Checks</li> <li>Curfew/Loitering/Vagrancy</li> <li>Disorderly Conduct</li> <li>Driving Under the Influence</li> <li>Drunkenness</li> <li>Family Offenses - Nonviolent</li> <li>Liquor Law Violations</li> <li>Peeping Tom</li> <li>Runaway</li> <li>Trespass of Real Property</li> <li>All Other Offenses</li> </ul>	<ul style="list-style-type: none"> <li>Disorderly Conduct</li> <li>Driving Under the Influence</li> <li>Drug Abuse Violations</li> <li>Drunkenness</li> <li>Embezzlement</li> <li>Forgery/Counterfeiting</li> <li>Fraud</li> <li>Gambling</li> <li>Liquor Law Violations</li> <li>Offenses Against the Family</li> <li>Other Assaults</li> <li>Prostitution</li> <li>Sex Offenses excl. Rape</li> <li>Stolen Property/Buying/Receiving</li> <li>Vagrancy</li> <li>Vandalism</li> <li>Weapons Law</li> <li>All Other Offenses</li> </ul>



## TIBRS Data Fields

### Administrative Information

- 1 ORI Number
- 2 Incident Number
- 3 Incident Date
- 4 Incident Time
- 5 Exceptional Clearance Date
- 6 Exceptional Clearance Reason

### Offense Information

- 7 Offense Code
- 8 Bias Motivation Code
- 9 Location of Offense
- 10 Offense Status
- 11 Offender Suspected of Using
- 12 Type of Criminal Activity (Specific Offenses)
- 13 Type of Weapon/Force Involved (Specific Offenses)
- 14 Method of Entry (Burglary)
- 15 Number of Premises (Burglary - specific locations)
- 16 Home Invasion (Burglary/Robbery at residence)
- 17 Gang Involvement/Activity
- 18 Gang Type
- 19 Gang Name

### Property Information

- 20 Type of Property Loss
- 21 Property Description Code
- 22 Value of Property
- 23 Date Recovered
- 24 Recovered Value

### Drug Information

- 25 Suspected Drug Type
- 26 Estimated Amount/Quantity
- 27 Unit of Measure
- 28 Location of Marijuana
- 29 Number of Marijuana Plots
- 30 Longitude of Marijuana Plots
- 31 Latitude of Marijuana Plots

### Offender Information

- 32 Sex
- 33 Race
- 34 Age

### Arrestee Information

- 35 State Control Number
- 36 Arrestee Ethnicity
- 37 Resident Status
- 38 Type of Arrest
- 39 Multiple Arrest Indicator
- 40 Transaction Number
- 41 Arrest Offense
- 42 Arrest Date
- 43 Weapon Arrestee Armed With at Arrest
- 44 Warrant Signed By (Domestic Violence)
- 45 Disposition of Juvenile Arrestee

### Victim Information

- 46 Offense(s) Against Victim
- 47 Type of Victim
- 48 Sex
- 49 Race
- 50 Ethnicity
- 51 Age
- 52 Resident Status
- 53 Injury Type (Specific Offenses)
- 54 Aggravated Assault/Homicide Circumstances
- 55 Negligent Manslaughter Circumstances
- 56 Justifiable Homicide Circumstances
- 57 Relationship of Victim to Offender
- 58 Victim Transported to Safety (Domestic Violence)
- 59 Violation of Order of Protection (Domestic Violence)
- 60 College Student
- 61 College/University
- 62 On/Off Campus

### LEOKA Information

- 63 LEOKA Type
- 64 Vehicle Assignment
- 65 Type of Activity

