

Washington University School of Medicine

Digital Commons@Becker

---

2020-Current year OA Pubs

Open Access Publications

---

11-21-2022

## Let's talk about antibiotics: A randomised trial of two interventions to reduce antibiotic misuse

Kathy Goggin  
*University of Missouri - Kansas City*

Emily A. Hurley  
*University of Missouri - Kansas City*

Brian R. Lee  
*University of Missouri - Kansas City*

Andrea Bradley-Ewing  
*University of Missouri - Kansas City*

Carey Bickford  
*Children's Mercy Hospitals and Clinics*

*See next page for additional authors*

Follow this and additional works at: [https://digitalcommons.wustl.edu/oa\\_4](https://digitalcommons.wustl.edu/oa_4)



Part of the [Medicine and Health Sciences Commons](#)

**Please let us know how this document benefits you.**

---

### Recommended Citation

Goggin, Kathy; Hurley, Emily A.; Lee, Brian R.; Bradley-Ewing, Andrea; Bickford, Carey; Pina, Kimberly; Donis de Miranda, Evelyn; Yu, David; Weltmer, Kirsten; Linnemayr, Sebastian; Butler, Christopher C.; Newland, Jason G.; and Myers, Angela L, "Let's talk about antibiotics: A randomised trial of two interventions to reduce antibiotic misuse." *BMJ Open*. 12, 11. e049258 (2022).  
[https://digitalcommons.wustl.edu/oa\\_4/1178](https://digitalcommons.wustl.edu/oa_4/1178)




This Open Access Publication is brought to you for free and open access by the Open Access Publications at Digital Commons@Becker. It has been accepted for inclusion in 2020-Current year OA Pubs by an authorized administrator of Digital Commons@Becker. For more information, please contact [vanam@wustl.edu](mailto:vanam@wustl.edu).

---

**Authors**

Kathy Goggin, Emily A. Hurley, Brian R. Lee, Andrea Bradley-Ewing, Carey Bickford, Kimberly Pina, Evelyn Donis de Miranda, David Yu, Kirsten Weltmer, Sebastian Linnemayr, Christopher C. Butler, Jason G. Newland, and Angela L Myers

# BMJ Open Let's Talk About Antibiotics: a randomised trial of two interventions to reduce antibiotic misuse

Kathy Goggin <sup>1,2,3</sup> Emily A Hurley <sup>1,2</sup> Brian R Lee,<sup>1,2</sup> Andrea Bradley-Ewing,<sup>1,2</sup> Carey Bickford,<sup>1</sup> Kimberly Pina,<sup>1</sup> Evelyn Donis de Miranda,<sup>1</sup> David Yu,<sup>4</sup> Kirsten Weltmer,<sup>2,5</sup> Sebastian Linnemayr,<sup>6</sup> Christopher C Butler <sup>7</sup>, Jason G Newland,<sup>8</sup> Angela L Myers<sup>9</sup>

**To cite:** Goggin K, Hurley EA, Lee BR, *et al.* Let's Talk About Antibiotics: a randomised trial of two interventions to reduce antibiotic misuse. *BMJ Open* 2022;**12**:e049258. doi:10.1136/bmjopen-2021-049258

► Prepublication history and additional supplemental material for this paper are available online. To view these files, please visit the journal online (<http://dx.doi.org/10.1136/bmjopen-2021-049258>).

Received 19 January 2021  
Accepted 08 November 2022

## ABSTRACT

**Background** Children with acute respiratory tract infections (ARTIs) receive ≈11.4 million unnecessary antibiotic prescriptions annually. A noted contributor is inadequate parent–clinician communication, however, efforts to reduce overprescribing have only indirectly targeted communication or been impractical.

**Objectives** Compare two feasible (higher vs lower intensity) interventions for enhancing parent–clinician communication on the rate of inappropriate antibiotic prescribing.

**Design** Multisite, parallel group, cluster randomised comparative effectiveness trial. Data collected between March 2017 and March 2019.

**Setting** Academic and private practice outpatient clinics.

**Participants** Clinicians (n=41, 85% of eligible approached) and 1599 parent–child dyads (ages 1–5 years with ARTI symptoms, 71% of eligible approached).

**Interventions** All clinicians received 20 min ARTI diagnosis and treatment education. Higher intensity clinicians received an additional 50 min communication skills training. All parents viewed a 90 second antibiotic education video.

**Main outcome(s) and measure(s)** Inappropriate antibiotic treatment was assessed via blinded medical record review by study clinicians and a priori defined as prescriptions for the wrong diagnosis or use of the wrong agent. Secondary outcomes were revisits, adverse drug reactions (both assessed 2 weeks after the visit) and parent ratings of provider communication, shared decision-making and visit satisfaction (assessed at end of the visit on Likert-type scales).

**Results** Most clinicians completed the study (n=38, 93%), were doctors (n=25, 66%), female (n=30, 78%) and averaged 8 years in practice. All parent–child dyad provided data for the main outcome (n=855 (54% male, n=1043 (53%) ≤2 years). Inappropriate antibiotic prescribing was similar among patients who consulted with a higher intensity (54/696, 7.8%) versus a lower intensity (85/904, 9.4%) clinician. A generalised linear mixed effect regression model (adjusted for the two-stage nested design, clinician type, clinic setting and clinician experience) revealed that the odds of receiving inappropriate antibiotic treatment did not significantly vary by group (AOR 0.99, 95% CI: 0.52 to 1.89, p=0.98). Secondary outcomes of revisits and adverse reactions did

## STRENGTHS AND LIMITATIONS OF THIS STUDY

- ⇒ Large number of clinicians and parent–child dyads engaged.
- ⇒ Feasible interventions modelled on prior successful interventions.
- ⇒ Rigorous methods conducted in real world clinical settings.
- ⇒ Lack of a control group or baseline antibiotic prescribing information.

not vary between arms, and parent ratings of satisfaction with quality of parent–provider communication (5/5), shared decision making (9/10) and visit satisfaction (5/5) were similarly high in both arms.

**Conclusions and relevance** Rate of inappropriate prescribing was low in both arms. Clinician education coupled with parent education may be sufficient to yield low inappropriate antibiotic prescribing rates. The absence of a significant difference between groups indicates that communication principles previously thought to drive inappropriate prescribing may need to be re-examined or may not have as much of an impact in practices where prescribing has improved in recent years.

**Trial registration number** NCT03037112.

In the USA, most antibiotic prescribing occurs in the outpatient setting<sup>1</sup> where children with acute respiratory tract infections (ARTIs) receive 34 million antibiotic prescriptions annually.<sup>2</sup> Estimates indicate that at least 29% of these prescriptions are unnecessary.<sup>3</sup>

Antibiotic prescribing behaviour is a complex and multifaceted process, but the communication between parents or legal guardians (hereafter referred to as parents) and clinicians is central. Clinicians cite strong parent demand as a major cause of inappropriate prescribing.<sup>4–7</sup> Clinicians often capitulate to this perceived pressure because they do not want parents/patients to leave ‘empty-handed’,<sup>8–10</sup> fear receiving poor encounter satisfaction scores from parents,<sup>11</sup> and/or



© Author(s) (or their employer(s)) 2022. Re-use permitted under CC BY-NC. No commercial re-use. See rights and permissions. Published by BMJ.

For numbered affiliations see end of article.

## Correspondence to

Dr Kathy Goggin;  
kgoggin@cmh.edu

view explaining why antibiotics are not necessary as time-consuming and unrewarding.<sup>8,9</sup>

Efforts to reduce inappropriate antibiotic prescribing in the paediatric setting have typically taken the form of educational interventions to increase antibiotic knowledge among clinicians and/or parents, electronic decision support systems and/or behavioural interventions informed by behavioural economics and psychological science.<sup>12–15</sup> Many have been successful, with those that target parent–clinician communication and simultaneously intervene on parents and clinicians evidencing the strongest results.<sup>13</sup> Of the communication interventions tested, only one has directly targeted clinicians' perceptions of parental expectations for antibiotics alongside antibiotic education and shared decision-making.<sup>16</sup> This UK-based study provided intensive communication training for clinicians and a multipage patient–clinician interactive educational booklet to enhance shared decision making. Clinicians in the intervention arm demonstrated statistically and clinically significant reductions in antibiotic prescribing as compared with control clinicians. While impactful, the intervention was viewed impractical for most real-world settings.<sup>17</sup>

Effective interventions that are efficacious and feasible in routine outpatient paediatric care in the USA are lacking. Using the Francis *et al*<sup>16</sup> intervention as our model, we sought to: (1) develop a version of this efficacious intervention that would enhance parent–clinician communication while being feasible in ambulatory paediatric care and (2) compare it to a feasible educational intervention on the rate of inappropriate antibiotic prescribing.

## METHODS

### Study overview

This was a multisite, parallel group, cluster randomised comparative effectiveness trial conducted in two paediatric outpatient clinics, with clinicians randomised (1:1) to a higher intensity intervention (prescribing education and communication skills training) or a lower intensity intervention (prescribing education only). Parent–child dyads enrolled in the study were exposed to either intervention according to the clinician who conducting their clinic visit. We hypothesised that compared with parent–child dyads managed by clinicians randomised to the lower intensity intervention, parent–child dyads managed by clinicians randomised to the higher intensity intervention would evidence lower rates of inappropriate antibiotic prescriptions (see protocol paper for additional details).<sup>18</sup>

### Patient and public involvement

In the early planning stages for this study, we conducted focus groups and individual interviews with clinical, parent, payer and community stakeholders to assess the viability and inform the design of the study. We then recruited a parent research associate who became a core

member of our research team, attended all study meetings and co-led our community advisory board (CAB). Our CAB was composed of 15 parent, provider and community stakeholders and was diverse (ie, 3 males, 7 Latinx (3 exclusively Spanish speaking) and 3 African American members). CAB meetings occurred regularly throughout the study. All aspect of the study design, settings, participant burden, materials, procedures, interpretation of data and dissemination of study findings were informed by the CAB and community research associate. Study results were disseminated to all clinic providers. A parent summary of findings will be provided to study sites to share with parents after this paper is published.

### Study setting

The study was conducted at an academic medical facility (CMH Primary Care Clinics) in Kansas City, Missouri, USA and both locations of a private practice (Heartland Primary Care) in Kansas City and Lenexa, Kansas, USA.

### Participants

#### Clinicians

All clinicians at both clinics were screened for eligibility. Inclusion criteria were being a paediatrician (medical doctor (MD) or doctor of osteopathic medicine (DO)) or nurse practitioner (certified paediatric nurse practitioner (CPNP) or advanced practice registered nurse (APRN)) and actively and independently conducting consultations with our target population. Eligible clinicians were recruited during study orientation sessions, where interested clinicians completed informed consent and were given a sealed envelope prepared by the study statistician that contained their group assignment. Clinicians were stratified by patient volume and clinic.

#### Parent–child dyads

Parent–child dyads were recruited from March 2017 to March 2019. Study staff prescreened all potentially eligible parent–child dyads and provided a study flyer during check-in. Interested dyads were given information about the study and offered eligibility screening. If more than one caregiver was present, they were asked to designate one person who would independently complete the written informed consent and all assessments. Clinicians had no role in identifying potentially eligible dyads, screening, consenting or data collection. Clinic staff who scheduled patients' appointments were blinded to clinician randomisation. Dyads were eligible if the patient was between ages 1 and 5 years, had ARTI symptoms and his/her parent was fluent in English or Spanish.<sup>18</sup> Children were not eligible if they had received an antibiotic in the last 30 days, had a concurrent probable bacterial non-respiratory infection, known immunocompromising conditions, complex chronic care condition,<sup>19</sup> required hospitalisation during the visit or had previously participated in the study.

**Table 1** Diagnostic criteria for bacterial acute respiratory tract infections (ARTIs) and appropriate antibiotic selection

Bacterial ARTI	Diagnostic criteria	Primary antibiotic	Secondary antibiotics for penicillin allergy
Acute Otitis Media (either criteria)	1. Fever $\geq 38.3^{\circ}\text{C}$ with either A or B: A. Moderate to severe bulging of tympanic membrane on exam, or B. Mild bulging of TM and recent (<48 hours) onset of ear pain 2. New onset of otorrhea not due to acute otitis externa	Amoxicillin	Cefdinir, cefpodoxime, ceftriaxone, cefuroxime, clindamycin
Sinusitis (any of the three criteria)	1. Daytime cough or nasal discharge for greater than 10 days 2. High fever ( $>39^{\circ}\text{C}$ ) with purulent nasal discharge or facial pain lasting three consecutive days at the beginning of the illness 3. Worsening signs or symptoms characterised by the new onset of fever, headache, or increase in nasal discharge following a typical viral URI	Amoxicillin	Cefdinir, cefpodoxime, cefuroxime, clindamycin
Community acquired Pneumonia (either criteria)	1. Fever, tachypnoea and focal findings on pulmonary exam 2. (A) Fever, (B) Tachypnoea, cough or retractions and (C) chest radiograph consistent with a focal consolidation	Amoxicillin	Cefpodoxime, ceftazidime, cefuroxime, clindamycin
Streptococcal pharyngitis (both criteria)	1. Fever, pharyngitis and positive rapid streptococcal antigen test or culture 2. Lack of viral signs and symptoms	Amoxicillin	Cephalexin (preferred unless previous type I hypersensitivity reaction to penicillin) clindamycin, azithromycin

TM, tympanic membrane; URI, upper respiratory infection.

## Intervention components and description of arms

### Parent video

The 90s video used gain-framed messages<sup>20 21</sup> to explain when antibiotics are and are not indicated while emphasising the risk of side effects and resistant organisms. Research has shown that people react to the same trade-off in different ways depending on whether the possible outcomes are presented as losses or gains.<sup>20</sup> We tailored all parent materials to highlight the gains of not using antibiotics (eg, staying safe from side effects) that might increase parents' comfort with not getting an antibiotic prescription for their child. The video also highlighted information that clinicians should provide (eg, estimate of illness duration, recommendations for system relief) during a visit. The video was successful in reducing parents' interest in obtaining an antibiotic for their child, especially among those with higher baseline interest.<sup>22</sup>

### Parent educational trifold brochure

The inside of the brochure provided 'gain-framed' information about when antibiotics are and are not necessary and the risks involved in taking antibiotics. The outside of the brochure included a place to write the child's first name and parent tips for communicating with clinicians. It also included check boxes for the clinician to indicate the diagnosis, if antibiotics were needed, recommended home care treatments and expected recovery time.

### Clinician general antibiotic education

Using didactic and interactive learning strategies, study physicians (AM and JGN) provided a 20 min, in-person general antibiotic education training on diagnosis and treatment of ARTI. The training covered pros and cons of antibiotics, impact of inappropriate use, Centers for Disease Control and Prevention antibiotic prescribing guidelines, common reasons for antibiotic misuse and viewing/discussing the 90s parent video. Refresher

trainings for all study clinicians were provided twice during the study.

### Clinician communication skills training

The in-person, 50 min communication skills training provided by the study's behavioural psychologist (KG) used didactic and interactive learning strategies, including viewing/discussing motivational role model videos. The goal was to enhance clinicians' skills and confidence in the use of proven parent-centred communication strategies and the parent educational trifold brochure (see protocol paper for additional details).<sup>18</sup> Clinicians were also trained to consider parents' ratings of their interest in obtaining antibiotics after viewed the video.

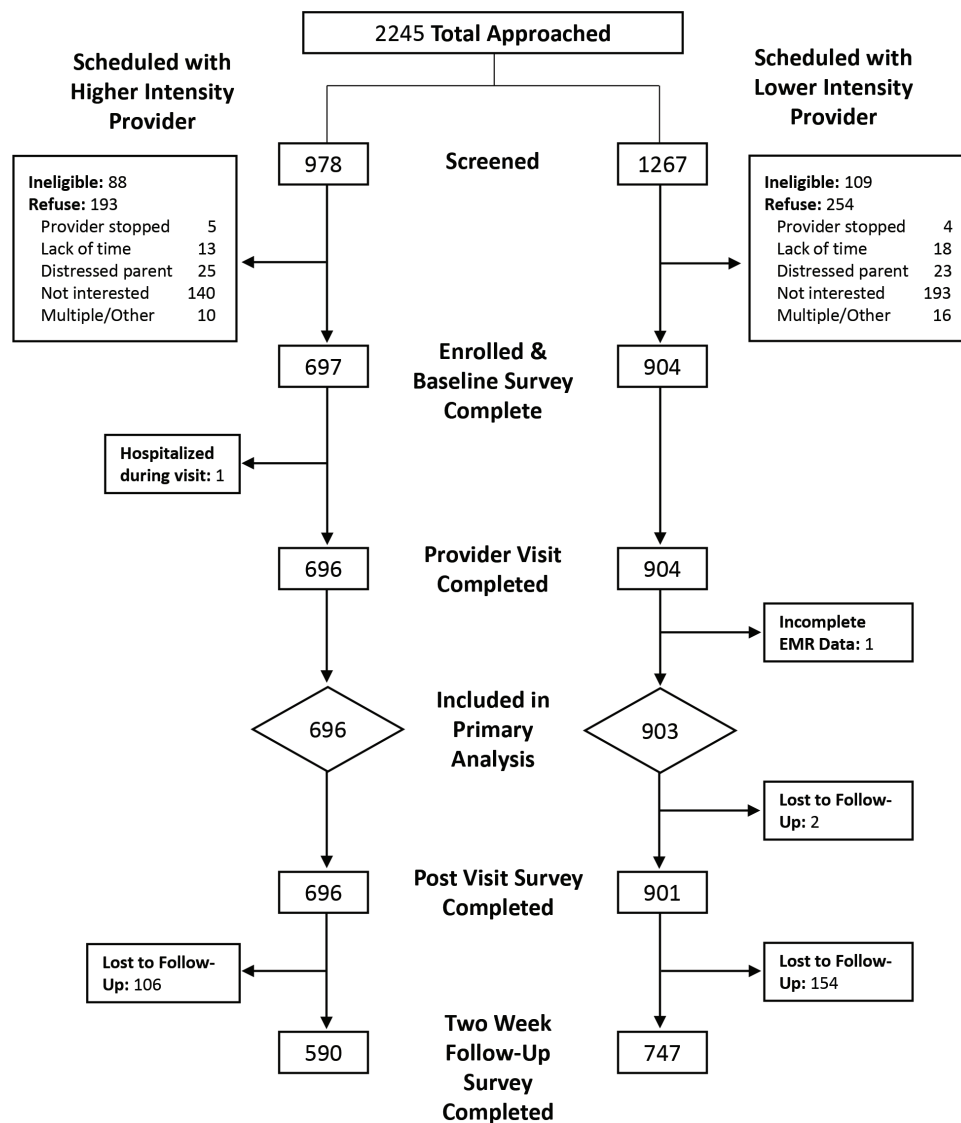
### Lower intensity intervention

This intervention was modelled on proven parent-focused and clinician-focused educational interventions.<sup>13 23</sup> Clinicians completed the general antibiotic education described above.

In exam rooms prior to the consultation, parents who saw a clinician trained in the Lower Intensity intervention completed the baseline survey, saw the video and the inside of the parent brochure, and rated their desire for antibiotics all via a tablet computer. They did not receive a hard copy of the study brochure and their interest in an antibiotic rating was not shared with their clinician.

### Higher intensity intervention

The higher intensity, Let's Talk About Antibiotics, intervention was informed by a series of evidence-based interventions conducted in the UK and Europe,<sup>16 24-29</sup> Clinicians randomised to this arm completed the general antibiotic education and communication skills training described above. Before meeting with dyads, clinicians in this arm were provided with parents' ratings of their interest in obtaining antibiotics after watching the parent



**Figure 1** Parent-child dyads enrolment.

video via a sticky note on the exam room door. To assess fidelity to the communication skills and check for contamination between arms, a subsample of all visits (10%) were audio recorded and objectively coded by blinded raters using established methods.<sup>30 31</sup>

In exam rooms prior to the consultation, parents who saw a clinician trained in the higher intensity intervention completed the baseline survey, saw the video and the inside of the parent brochure, rated their desire for antibiotics via a tablet computer and received a personalised (child's name written in) hard copy of the study brochure.

#### Strategies to reduce the risk of contamination

We employed several strategies to reduce the likelihood of contamination between study arms. Specifically, we (1) designed intervention components to not be easily transferred between clinicians (eg, the brochure was distributed by study staff to ensure that only parents who were consulted by clinicians in the Higher Intensity arm receive them), (2) ensured that all communication (written or in

person) with clinicians in the lower intensity arm did not reveal any of the strategies from the higher intensity arm, (3) reviewed the importance of keeping intervention arms distinct during clinician training and asked higher intensity clinicians to pledge not to share any details or materials with their colleagues randomised to the lower intensity arm and (4) trained higher intensity arm clinicians in communication strategies for dealing with lower intensity arm colleagues who ask for more information.

#### Primary outcome

The primary outcome was rate of inappropriate antibiotic prescribing (ie, number of patients receiving an inappropriate prescription/number of patients in arm). Inappropriate prescribing was assessed by blinded study physicians (AM and JGN) who reviewed the medical record documentation for each patient. Prescriptions were considered inappropriate if they were, prescribed: (1) for a viral ARTI, (2) for a presumed bacterial ARTI that does not meet table 1 criteria, (3) broad-spectrum antibiotic for a bacterial ARTI in a child without a penicillin allergy or

**Table 2** Parent and patient demographics (N=1599)

	Higher intensity	Lower intensity
Gender of parent		
Female	584 (83.9%)	764 (84.6%)
Ethnicity of parent		
Hispanic	129 (18.5%)	171 (18.9%)
Race of parent		
Asian	13 (1.9%)	10 (1.1%)
Black	90 (12.9%)	104 (11.5%)
White	537 (77.2%)	721 (79.8%)
Multiracial	15 (2.2%)	24 (2.7%)
Other	10 (1.4%)	13 (1.4%)
Chose not to answer	31 (4.5%)	31 (3.4%)
Preferred language		
Spanish	41 (5.9%)	60 (6.6%)
Education		
Less than high school	38 (5.5%)	49 (5.4%)
High school degree or GED	151 (21.7%)	183 (20.3%)
Some college	228 (32.8%)	335 (37.1%)
Secondary degree	196 (28.2%)	240 (26.6%)
Postsecondary degree	79 (11.4%)	94 (10.4%)
Other/unknown	4 (0.6%)	2 (0.2%)
Patient age		
1	249 (35.8%)	307 (34.0%)
2	126 (18.1%)	172 (19.0%)
3	104 (14.9%)	145 (16.1%)
4	96 (13.8%)	136 (15.1%)
5	121 (17.4%)	143 (15.8%)
Patient sex		
Female	327 (47.1%)	414 (45.9%)
Male	367 (52.9%)	488 (54.1%)
Patient diagnosis		
Viral URI/pharyngitis/OME	352 (50.6%)	440 (48.7%)
Strep throat	20 (2.9%)	16 (1.8%)
AOM	126 (18.1%)	162 (17.9%)
Sinusitis	2 (0.3%)	4 (0.4%)
Pneumonia	6 (0.9%)	13 (1.4%)
Multiple or other diagnosis	190 (27.3%)	268 (29.7%)

AOM, acute otitis media; GED, General Educational Development Test; OME, otitis media with effusion; URI, upper respiratory infection.

(4) non-recommended alternative antibiotic for a bacterial ARTI (see [table 1](#)) in a child with a penicillin allergy.

To guard against the potential for clinicians to use diagnostic codes to support their antibiotic prescribing,<sup>7</sup> study physicians reviewed detailed symptoms, physical examination findings and diagnostic tests to assess the

appropriateness of the patient's diagnosis. Ten per cent of all chart reviews were verified by the other study physician blinded to the initial coding, inconsistencies were reconciled.

### Secondary outcomes

Data on revisits and adverse drug reactions were collected via follow-up phone calls with parents 2 weeks after the visit. Revisits were assessed by asking parents if they sought any additional treatment for their child for the same symptoms or complications from any treatment provided in the initial visit. Side effects and adverse drug reactions were assessed if antibiotics were prescribed.

Shared decision-making was assessed immediately following the visit using an adapted version of the three-item CollaboRATE questionnaire.<sup>32</sup> Parents rated How much effort was made to: (1) help you understand your child's health issue?; (2) listen to the things that matter most to you about your child's health issues? and (3) include what matters most to you in choosing what to do next? on a 10-point response scale ranging from 'no effort was made' to 'every effort was made.' The scale's psychometric properties have been established.<sup>33</sup>

Quality of parent-clinician communication was assessed immediately following the visit with the question, 'How satisfied were you with the communication between you and your child's healthcare clinician?' Overall visit satisfaction was assessed with the question, 'Overall, how satisfied were you with the visit?' Both items were scored on a five-point scale ranging from 'very dissatisfied' to 'very satisfied'.

### Analyses

All analyses were conducted using an intention-to-treat strategy. We constructed a two-stage nested design, with parents nested within clinicians (level-1 units) and study site (level-2 units) generalised linear mixed-effect regression models (GLMM) to assess the impact of intervention type on our primary outcome of inappropriate antibiotic prescribing using Stata.<sup>34</sup> Alternative covariance structures were investigated, but as hypothesised, the exchangeable structure was sufficient. We employed robust standard errors to help minimise misspecification and examine time as a potential random effect. We examined the effects of the potential prespecified covariates on the outcomes with the goal of identifying the most parsimonious final models and we explored the heterogeneity of treatment effect. Variables considered included: clinic, clinician type, years of experience, patient age and sex, parent education level, race/ethnicity, preferred language, relationship to patient and insurance type. We created a binary indicator for each variable and included each as an interaction term in a separate regression model. We examined these interaction terms across intervention arms and explored within-arm differential trends in our primary and secondary outcomes over time.



## Sample size calculation and power

Prior research examining our primary outcome showed 30% of the antibiotics prescribed in the outpatient ARTI visits were inappropriate.<sup>3 35</sup> Prior intervention studies produced 20%–81% reductions in inappropriate prescribing.<sup>36 37</sup> Based on the intraclass correlation coefficient (ICC) observed in the Meeker *et al* study,<sup>37</sup> we assume an ICC of 0.04. With 40 clinicians,  $\alpha$  of 0.05 and 80% power, we estimated that a sample size of 760 per arm would be needed to detect a 9% difference between arms. Allowing for an attrition rate of 5%, we aimed to recruit 1600 participants to ensure adequate power.

## RESULTS

### Clinicians

All clinicians at both sites (N=51) were voluntarily screened for eligibility; five were ineligible, four failed to respond after multiple contacts and one declined to enrol in the study. All 41 clinicians enrolled (22 (54%) randomised to the higher intensity arm; 19 (46%) randomised to lower intensity arm) conducted clinic visits with enrolled participants. Three clinicians (all in the higher intensity arm) left their practices during the study, leaving 38 clinicians who all completed the follow-up survey and interview. Most clinicians were female (n=30, 78%) and MD/DO physicians (n=25, 66%) with 8 median years in practice (IQR 4–14; range 1–40). Clinician demographics were similar across arms and between those who did and did not participate in the study.

### Parent–child dyads

Figure 1 illustrates the flow of parent–child dyads from prescreening through the 2-week follow-up visit. Table 2 displays demographics for the 1599 dyads included in the primary analysis. Demographic characteristics of parents and children were similar among those exposed to the higher or lower intensity intervention. Spanish-speaking parents and those who had more education were more likely to complete the 2-week assessment, no other

differences were observed. Missing survey responses were rare overall (<1% for all variables) and did not exhibit any systematic patterns so we did not impute values.

### Fidelity assessment

Analysis of 141 visit audio recordings confirmed a similar mean duration of visits (higher=11.7 vs lower=10.2 min) and no evidence of contamination between arms. Compared with lower intensity clinicians, higher intensity clinicians consistently delivered more of the communication content they were taught in training and no higher intensity materials were used in sessions conducted by lower intensity clinicians.

### Primary outcome: inappropriate antibiotic prescribing

A total of 429 (26.8%) patients received an antibiotic prescription with 139 (32.4%) meeting criteria for being inappropriate (table 3). The most common reasons for an antibiotic to be considered inappropriate were being prescribed for a presumed bacterial ARTI that did not meet diagnostic criteria (n=109; 78.4%) and prescribing a broad-spectrum antibiotic for a child without a penicillin allergy (n=24; 17.3%). The rate of inappropriate prescriptions among all enrolled patients in each arm was similar among higher intensity (54 of 696; 7.8%) and lower intensity (85 of 903; 9.4%) clinicians. Inappropriate antibiotic prescribing also did not vary significantly based on study site or clinician type. In the unadjusted GLMM, we found that the odds of receiving inappropriate antibiotic treatment for the higher intensity arm did not vary significantly when compared with the lower intensity arm (OR 1.09; 95% CI 0.56 to 2.10; ICC=0.11; table 4).

### Heterogeneity of treatment effect

After adjusting for clinician type, clinic setting and clinician experience, there was still no significant intervention effect (Adjusted Odds Ratio (AOR) 0.99; 95% CI 0.52 to 1.89). However, the interaction of the treatment arm and clinician type was significant in the adjusted GLMM model (AOR 0.12; 95% CI 0.04 to 0.37; see online supplemental

**Table 3**  $\chi^2$  comparison of overall and inappropriate antibiotic prescribing (N=1599)

	Any antibiotic prescribed			Inappropriate antibiotic prescribed		
	n	Freq (%)	P value	n	Freq (%)	P value
Study arm			0.291			0.244
Higher	696	196 (28.2)		696	54 (7.8)	
Lower	903	233 (25.8)		903	85 (9.4)	
Site			0.630			0.455
Private practice	1292	350 (27.1)		1292	109 (8.4)	
Academic	307	79 (25.7)		307	30 (9.8)	
Clinician type			0.129			0.572
MD/DO	907	230 (25.4)		907	82 (9.0)	
CPNP/APRN	692	199 (28.8)		692	57 (8.2)	

APRN, advanced practice registered nurse; CPNP, certified paediatric nurse practitioner; MD/DO, medical doctor/doctor of osteopathic.



**Table 4** ORs of receiving inappropriate antibiotic (N=1599)

	Unadjusted				Adjusted*			
	OR	95% CI		P value	OR	95% CI		P value
		Lower	Upper			Lower	Upper	
Intervention arm								
Higher intensity (vs lower)	1.09	0.56	2.10	0.81	0.99	0.52	1.89	0.98
Clinician type								
CPNP/APRN (vs MD/DO)	1.24	0.63	2.44	0.53	1.29	0.67	2.46	0.45
Practice type								
Academic (vs private)	1.21	0.63	2.30	0.56	1.13	0.60	2.16	0.70
Clinician years of experience								
10+ years (vs <10 years)	1.40	0.73	2.66	0.31	1.42	0.73	2.77	0.30

\*Adjusting for intervention arm, clinician type, practice type and clinician years of experience.  
APRN, advanced practice registered nurse; CPNP, certified paediatric nurse practitioner; MD/OD, medical doctor/doctor of osteopathic.

table 1). Specifically, the MD/DO clinicians in the higher intensity intervention were less likely to prescribe an inappropriate antibiotic than MD/DO clinicians in the lower intensity intervention arm. The reverse was true for the CPNP/APRN clinicians. No interaction between intervention and gender or location was observed. No interaction between treatment and any of the parent–patient dyad variables (ie, patient age or sex, parent education level, race/ethnicity, preferred language, relationship to patient or insurance type) was observed.

### Secondary outcomes

**Revisits and adverse drug reactions:** Approximately 12% of patients had a return visit within 2 weeks of their index visit. The rate of revisits did not vary between patients seen by higher or lower intensity clinicians (12.2% vs 11.9%,  $p=0.879$ ). Adverse reactions to the prescribed antibiotic were similar across arms (16.5% vs 12.8%,  $p=0.27$ ). (Antibiotic prescription rates for different ARTI diagnoses are presented by arm in online supplemental table 2).

**Shared decision-making:** Parents' CollaboRATE ratings were extremely high overall (likely evidencing a ceiling effect) and similar across higher and lower intensity arms (median 9.0 (IQR: 8.7–9.0) vs 9.0 (IQR: 8.3–9.0),  $p=0.85$ ).

**Quality of parent–clinician communication and visit satisfaction:** Parent rated satisfaction with their clinician's communication during the visit (median 5 (IQR: 5–5) vs 5 (IQR: 5–5),  $p=0.20$ ) and their overall visit satisfaction (median 5 (IQR: 5–5) vs 5 (IQR: 5–5),  $p=0.38$ ) were also very high overall and similar between arms.

### Clinician satisfaction and feasibility

Most clinicians (84%) reported being 'very satisfied' with the programme, thought it would be 'very' (71%) effective in reducing inappropriate prescribing and all would recommend it to other clinicians.

### Parent satisfaction

The majority of parents who completed the 2-week follow-up survey (n=1337) reported being 'very' (92%)

satisfied with the programme and 93% reported that they would recommend it to others.

### DISCUSSION

This randomised comparative effectiveness trial comparing two feasible interventions for enhancing parent–clinician communication found no evidence of a difference in inappropriate antibiotic prescriptions. Inappropriate antibiotic prescribing was lower than recently published estimates of inappropriate prescribing in the US Midwest (14.3%),<sup>38</sup> which have been on the decline, especially among paediatricians.<sup>39</sup> Nevertheless, it was still higher than findings from other successful intervention studies (rates from 1.5% to 3.9%).<sup>15 40</sup> In the main outcome analysis, the odds of receiving an inappropriate antibiotic did not vary significantly between the higher and lower intensity arms, even after adjusting for clinician type, clinic setting and clinician experience.

Secondary outcomes of revisits and adverse reactions did not vary between patients seen by higher or lower intensity clinicians. These findings indicate that there is no evidence that one of the interventions presented a greater risk to patients than the other. Parent ratings of shared decision making, satisfaction with quality of parent–clinician communication and visit satisfaction were all very high and similar between arms. Ceiling effects on the measures were apparent and likely reduced our ability to observe any true differences between arms. Nevertheless, these findings indicate that both interventions were highly satisfactory to parents.

In this study, higher intensity MD/DO clinicians were significantly less likely to prescribe inappropriate antibiotics than their MD/DO counterparts in the lower intensity arm. The reverse was true for the CPNP/APRN clinicians. The reasons for this difference among MD/DO clinicians are unclear and we likely have too few CPNP/APRN clinicians to draw any

definitive conclusions about this subgroup, but there are data to support the notion that CPNP/APRN are simply more likely to adhere to guidelines<sup>41</sup> so the educational training provided in both arms was likely sufficient to ensure similar low rates of inappropriate prescribing among CPNP/APRNs. Future studies should continue to explore difference in response to intervention between different types of clinicians.

The lack of a statistically significant or clinically meaningful main effect may indicate that shared decision-making and the other communication factors targeted by the higher intensity intervention were not as strongly related to inappropriate prescribing as had been expected. This may indicate a cultural shift in parental expectations and/or clinician comfort in withholding unnecessary antibiotics, challenging the relevance of early literature to the social and communication dynamics at play today. It may be that the antibiotic education training for clinicians in both arms and study video that significantly reduced parents' desires for an antibiotic<sup>22</sup> might have been enough to make a meaningful impact on prescribing. Other recent studies have found success focusing on clinician education about appropriate antibiotic prescribing and the effects of peer comparison.<sup>37 40</sup> Clinician education interventions may be sufficient to yield long-term benefits, as parental expectations for antibiotics continue to decrease from an overall cultural shift or from exposure to a high-quality parent education video like the one used in this study.

### Limitations

The overall low rate of inappropriate antibiotic prescribing across interventions and sites is encouraging, but our design did not allow us to draw conclusions about the role of either intervention in these lower rates compared with usual care. Future studies should target settings with high rates of inappropriate prescribing. Higher intensity intervention clinicians may not have been given a sufficient 'dose' of the training. Lack of a control group or baseline antibiotic prescribing information limits our ability to understand how the rates of inappropriate prescribing we observed in the two intervention arms differs from usual practice at the study sites.

### CONCLUSION

Implementing evidence-based clinician and parent interventions to improve antibiotic prescribing can be acceptable to clinicians and parents and feasible in both academic and private paediatric outpatient settings. Clinician education coupled with high-quality parent education delivered via video may be sufficient to yield low inappropriate antibiotic prescribing rates.

### Author affiliations

<sup>1</sup>Health Services and Outcomes Research, Children's Mercy Hospitals and Clinics, Kansas City, Missouri, USA

<sup>2</sup>School of Medicine, University of Missouri - Kansas City, Kansas City, MO, USA

<sup>3</sup>School of Pharmacy, University of Missouri - Kansas City, Kansas City, MO, USA

<sup>4</sup>Sunflower Medical Group, Kansas City, Kansas, USA

<sup>5</sup>General Academic Pediatrics, Children's Mercy Hospitals and Clinics, Kansas City, MO, USA

<sup>6</sup>RAND Corporation, Santa Monica, California, USA

<sup>7</sup>Nuffield Department of Primary Health Care Sciences, University of Oxford, Oxford, UK

<sup>8</sup>Division of Infectious Diseases, Department of Pediatrics, Washington University in St. Louis, St. Louis, MO, USA

<sup>9</sup>Pediatric Infectious Diseases, Children's Mercy Hospitals and Clinics, Kansas City, MO, USA

**Twitter** Christopher C Butler @ChrisColButler and Angela L Myers @DrMyersKC

**Acknowledgements** Research reported in this publication was supported through a Patient-Centered Outcomes Research Institute (PCORI) Program Award (CDR-1507-31759). All statements in this report, including its findings and conclusions, are solely those of the authors and do not necessarily represent the views of the Patient-Centered Outcomes Research Institute (PCORI), its Board of Governors or Methodology Committee. The authors wish to acknowledge the contributions to this study made by parent and child stakeholders, our Community Advisory Board members, clinical stakeholders at Children's Mercy Primary Care Clinics, Heartland Clinics, Alexander Mackenzie, Kirsten B. Delay, Sarah Schlachter, Areli Ramphal and Robert Finuf.

**Contributors** KG conceptualised, designed and oversaw the study, designed and implemented the parent education and clinician communication training, designed and directed all study procedures and materials, directed the data analysis and interpretation of results, drafted the initial manuscript, and reviewed and revised the manuscript. EAH contributed to the design of the study, facilitated recruitment, intervention delivery and data collection, contributed to data analysis and interpretation of results, led qualitative data analysis and interpretation of results, drafted sections of the initial manuscript, and critically reviewed the manuscript for important intellectual content. BRL contributed to the design of the study, conducted the data analysis, contributed to the interpretation of results, drafted sections of the initial manuscript, and critically reviewed the manuscript for important intellectual content. AB-E and CB contributed to the design of all aspects of the study, co-led the engagement with the Community Advisory Board and critically reviewed the manuscript for important intellectual content. KP and EDdM contributed to the design study procedures, conducted recruitment and data collection, conducted the analysis and interpretation of qualitative results, drafted sections of the initial manuscript, and critically reviewed the manuscript for important intellectual content. DY, KW, SL and CCB contributed to the design of the study and critically reviewed the manuscript for important intellectual content. JGN and ALM designed the study, designed and implemented the ARTI diagnosis and treatment training, conducted the blind review of the EMR and critically reviewed the manuscript for important intellectual content. KG is responsible for the content as guarantor of the manuscript accepting full responsibility for the work and/or the conduct of the study. All authors approved the final manuscript as submitted and agree to be accountable for all aspects of the work.

**Funding** Research reported in this publication was supported through a Patient-Centered Outcomes Research Institute (PCORI) Program Award (CDR-1507-31759).

**Competing interests** None declared.

**Patient and public involvement** Patients and/or the public were involved in the design, or conduct, or reporting, or dissemination plans of this research. Refer to the Methods section for further details.

**Patient consent for publication** Not applicable.

**Ethics approval** This study involves human participants and was approved by Children's Mercy Hospital Pediatric Institutional Review Board (#16060466). Participants gave informed consent to participate in the study before taking part.

**Provenance and peer review** Not commissioned; externally peer reviewed.

**Data availability statement** Data are available on reasonable request. Deidentified data limited to visit-based inappropriate prescribing rates, patient characteristics and dummy variables for clinic site will be shared. No protected health information will be shared. Data will be provided as a comma-separated values file with a data dictionary defining all variables included in the file and will be transferred via a secure file transfer protocol after establishing a data use agreement. No additional data or codes will be made available. The data will be made available after publication of the primary studies to researchers who provide

a detailed methodologically sound proposal. Proposals should be submitted to KG (kgoggin@cmh.edu).

**Supplemental material** This content has been supplied by the author(s). It has not been vetted by BMJ Publishing Group Limited (BMJ) and may not have been peer-reviewed. Any opinions or recommendations discussed are solely those of the author(s) and are not endorsed by BMJ. BMJ disclaims all liability and responsibility arising from any reliance placed on the content. Where the content includes any translated material, BMJ does not warrant the accuracy and reliability of the translations (including but not limited to local regulations, clinical guidelines, terminology, drug names and drug dosages), and is not responsible for any error and/or omissions arising from translation and adaptation or otherwise.

**Open access** This is an open access article distributed in accordance with the Creative Commons Attribution Non Commercial (CC BY-NC 4.0) license, which permits others to distribute, remix, adapt, build upon this work non-commercially, and license their derivative works on different terms, provided the original work is properly cited, appropriate credit is given, any changes made indicated, and the use is non-commercial. See: <http://creativecommons.org/licenses/by-nc/4.0/>.

#### ORCID iDs

Kathy Goggin <http://orcid.org/0000-0002-8679-9911>

Emily A Hurley <http://orcid.org/0000-0003-1806-075X>

Christopher C Butler <http://orcid.org/0000-0002-0102-3453>

#### REFERENCES

- Suda KJ, Hicks LA, Roberts RM, *et al*. A national evaluation of antibiotic expenditures by healthcare setting in the United States, 2009. *J Antimicrob Chemother* 2013;68:715–8.
- Yonts AB, Kronman MP, Hamdy RF. The burden and impact of antibiotic prescribing in ambulatory pediatrics. *Curr Probl Pediatr Adolesc Health Care* 2018;48:272–88.
- Hersh AL, Shapiro DJ, Pavia AT, *et al*. Antibiotic prescribing in ambulatory pediatrics in the United States. *Pediatrics* 2011;128:1053–61.
- Bauchner H, Pelton SI, Klein JO. Parents, physicians, and antibiotic use. *Pediatrics* 1999;103:395–401.
- Brookes-Howell L, Hood K, Cooper L, *et al*. Clinical influences on antibiotic prescribing decisions for lower respiratory tract infection: a nine country qualitative study of variation in care. *BMJ Open* 2012;2:e000795.
- Vazquez-Lago JM, Lopez-Vazquez P, López-Durán A, *et al*. Attitudes of primary care physicians to the prescribing of antibiotics and antimicrobial resistance: a qualitative study from Spain. *Fam Pract* 2012;29:352–60.
- Szymczak JE, Feemster KA, Zaoutis TE, *et al*. Pediatrician perceptions of an outpatient antimicrobial stewardship intervention. *Infect Control Hosp Epidemiol* 2014;35 Suppl 3:S69–78.
- Butler CC, Rollnick S, Pill R, *et al*. Understanding the culture of prescribing: qualitative study of general practitioners' and patients' perceptions of antibiotics for sore throats. *BMJ* 1998;317:637–42.
- Shapiro E. Injudicious antibiotic use: an unforeseen consequence of the emphasis on patient satisfaction? *Clin Ther* 2002;24:197–204.
- Kohut MR, Keller SC, Linder JA, *et al*. The inconvincible patient: how clinicians perceive demand for antibiotics in the outpatient setting. *Fam Pract* 2020;37:276–82.
- May L, Gudger G, Armstrong P, *et al*. Multisite exploration of clinical decision making for antibiotic use by emergency medicine providers using quantitative and qualitative methods. *Infect Control Hosp Epidemiol* 2014;35:1114–25.
- Andrews T, Thompson M, Buckley DI, *et al*. Interventions to influence consulting and antibiotic use for acute respiratory tract infections in children: a systematic review and meta-analysis. *PLoS One* 2012;7:e30334.
- Hu Y, Walley J, Chou R, *et al*. Interventions to reduce childhood antibiotic prescribing for upper respiratory infections: systematic review and meta-analysis. *J Epidemiol Community Health* 2016;70:1162–70.
- McDonagh MS, Peterson K, Winthrop K, *et al*. Interventions to reduce inappropriate prescribing of antibiotics for acute respiratory tract infections: summary and update of a systematic review. *J Int Med Res* 2018;46:3337–57.
- Linder JA, Meeker D, Fox CR, *et al*. Effects of behavioral interventions on inappropriate antibiotic prescribing in primary care 12 months after stopping interventions. *JAMA* 2017;318:1391–2.
- Francis NA, Butler CC, Hood K, *et al*. Effect of using an interactive booklet about childhood respiratory tract infections in primary care consultations on reconsulting and antibiotic prescribing: a cluster randomised controlled trial. *BMJ* 2009;339:b2885.
- Francis NA, Phillips R, Wood F, *et al*. Parents' and clinicians' views of an interactive booklet about respiratory tract infections in children: a qualitative process evaluation of the EQUIP randomised controlled trial. *BMC Fam Pract* 2013;14.
- Goggin K, Bradley-Ewing A, Myers AL, *et al*. Protocol for a randomised trial of higher versus lower intensity patient-provider communication interventions to reduce antibiotic misuse in two paediatric ambulatory clinics in the USA. *BMJ Open* 2018;8:e020981.
- Feudtner C, Feinstein JA, Zhong W, *et al*. Pediatric complex chronic conditions classification system version 2: updated for ICD-10 and complex medical technology dependence and transplantation. *BMC Pediatr* 2014;14:199.
- Matjasko JL, Cawley JH, Baker-Goering MM, *et al*. Applying behavioral economics to public health policy: illustrative examples and promising directions. *Am J Prev Med* 2016;50:S13–19.
- Bartels RD, Kelly KM, Rothman AJ. Moving beyond the function of the health behaviour: the effect of message frame on behavioural decision-making. *Psychol Health* 2010;25:821–38.
- Goggin K, Hurley EA, Bradley-Ewing A, *et al*. Reductions in parent interest in receiving antibiotics following a 90-second video intervention in outpatient pediatric clinics. *J Pediatr* 2020;225:138–45.
- van der Velden AW, Pijpers EJ, Kuyvenhoven MM, *et al*. Effectiveness of physician-targeted interventions to improve antibiotic use for respiratory tract infections. *Br J Gen Pract* 2012;62:e801–7.
- Francis NA, Hood K, Simpson S, *et al*. The effect of using an interactive booklet on childhood respiratory tract infections in consultations: study protocol for a cluster randomised controlled trial in primary care. *BMC Fam Pract* 2008;9:23.
- Cals JWJ, Scheppers NAM, Hopstaken RM, *et al*. Evidence based management of acute bronchitis: sustained competence of enhanced communication skills acquisition in general practice. *Patient Educ Couns* 2007;68:270–8.
- Cals JWJ, Butler CC, Hopstaken RM, *et al*. Effect of point of care testing for C reactive protein and training in communication skills on antibiotic use in lower respiratory tract infections: cluster randomised trial. *BMJ* 2009;338:b1374.
- Simpson SA, Butler CC, Hood K, *et al*. Stemming the tide of antibiotic resistance (STAR): a protocol for a trial of a complex intervention addressing the 'why' and 'how' of appropriate antibiotic prescribing in general practice. *BMC Fam Pract* 2009;10.
- Little P, Stuart B, Francis N, *et al*. Effects of internet-based training on antibiotic prescribing rates for acute respiratory-tract infections: a multinational, cluster, randomised, factorial, controlled trial. *The Lancet* 2013;382:1175–82.
- Yardley L, Douglas E, Anthierens S, *et al*. Evaluation of a web-based intervention to reduce antibiotic prescribing for LRTI in six European countries: quantitative process analysis of the GRACE/INTRO randomised controlled trial. *Implementation Sci* 2013;8:134.
- Catley D, Harris KJ, Goggin K, *et al*. Motivational interviewing for encouraging quit attempts among unmotivated smokers: study protocol of a randomized, controlled, efficacy trial. *BMC Public Health* 2012;12:456.
- Goggin K, Gerkovich MM, Williams KB, *et al*. A randomized controlled trial examining the efficacy of motivational counseling with observed therapy for antiretroviral therapy adherence. *AIDS Behav* 2013;17:1992–2001.
- Elwyn G, Barr PJ, Grande SW, *et al*. Developing collaborate: a fast and frugal patient-reported measure of shared decision making in clinical encounters. *Patient Educ Couns* 2013;93:102–7.
- Hurley EA, Bradley-Ewing A, Bickford C, *et al*. Measuring shared decision-making in the pediatric outpatient setting: psychometric performance of the SDM-Q-9 and collaborate among English and Spanish speaking parents in the US midwest. *Patient Educ Couns* 2019;102:742–8.
- StataCorp. *Stata statistical software: release 14*. 2015, 2015.
- Kronman MP, Zhou C, Mangione-Smith R. Bacterial prevalence and antimicrobial prescribing trends for acute respiratory tract infections. *Pediatrics* 2014;134:e956–65.
- Gerber JS, Prasad PA, Fiks AG, *et al*. Effect of an outpatient antimicrobial stewardship intervention on broad-spectrum antibiotic prescribing by primary care pediatricians. *JAMA* 2013;309:2345.
- Meeker D, Linder JA, Fox CR, *et al*. Effect of behavioral interventions on inappropriate antibiotic prescribing among primary care practices. *JAMA* 2016;315:562–70.
- Fleming-Dutra KE, Hersh AL, Shapiro DJ, *et al*. Prevalence of inappropriate antibiotic prescriptions among US ambulatory care visits, 2010–2011. *JAMA* 2016;315:1864–73.



- 39 King LM, Bartoces M, Fleming-Dutra KE, *et al.* Changes in US outpatient antibiotic prescriptions from 2011-2016. *Clin Infect Dis* 2020;70:370–7.
- 40 Yadav K, Meeker D, Mistry RD, *et al.* A multifaceted intervention improves prescribing for acute respiratory infection for adults and children in emergency department and urgent care settings. *Acad Emerg Med* 2019;26:719–31.
- 41 Laurant M, Van Der Biezen M, Wijers N. Nurses as substitutes for doctors in primary care: a cochrane review summary. *Cochrane Database Syst Rev* 2018;7:CD001271.

**Supplemental Table 1:** Regression Analyses of Treatment Arm Interaction.

Treatment Arm Interaction Term	UNADJUSTED				ADJUSTED			
	OR	p-value	95% Confidence Interval		OR	p-value	95% Confidence Interval	
			Lower	Upper			Lower	Upper
Site (ref= private practice)	1.73	0.404	0.48	6.25	1.87	0.325	0.54	6.53
Clinical type (ref= CPNP/APRN)	0.13	0.001	0.04	0.44	0.12	<0.001	0.04	0.37
Clinical years of experience (ref= <10 years)	0.61	0.462	0.16	2.27	0.66	0.543	0.18	2.49
Parent preferred language (ref= English)	1.09	0.906	0.25	4.89	1.13	0.871	0.25	5.03

**Supplemental Table 2:** Antibiotic Prescription Rates for Different ARTI Diagnoses by Arm.

	Lower Intensity			Higher Intensity		
	Denom	Treated	% Treated	Denom	Treated	% Treated
<i>Provider Diagnosis</i>						
Viral URI	376	4	1.1%	317	0	0.0%
Pharyngitis	51	5	9.8%	26	1	3.8%
Strep						
Throat	16	16	100.0%	20	17	85.0%
AOM	162	157	96.9%	126	125	99.2%
OME	13	0	0.0%	9	3	33.3%
Sinusitis	4	4	100.0%	2	2	100.0%
Pneumonia	14	14	100.0%	6	6	100.0%
2+						
Diagnoses	58	33	56.9%	68	40	58.8%
Other Dx	210	1	0.5%	122	2	1.6%
	904	234	25.9%	696	196	28.2%