

This is a repository copy of *Denitrative Hydroxylation of Unactivated Nitroarenes*\*\*.

White Rose Research Online URL for this paper:

<https://eprints.whiterose.ac.uk/196544/>

Version: Published Version

---

**Article:**

Duff, Lee, Meakin, Harry, Richardson, Adam et al. (5 more authors) (2023) Denitrative Hydroxylation of Unactivated Nitroarenes\*\*. *Chemistry - A European Journal*. e202203807. ISSN 1521-3765

<https://doi.org/10.1002/chem.202203807>

---

**Reuse**

This article is distributed under the terms of the Creative Commons Attribution (CC BY) licence. This licence allows you to distribute, remix, tweak, and build upon the work, even commercially, as long as you credit the authors for the original work. More information and the full terms of the licence here:

<https://creativecommons.org/licenses/>

**Takedown**

If you consider content in White Rose Research Online to be in breach of UK law, please notify us by emailing [eprints@whiterose.ac.uk](mailto:eprints@whiterose.ac.uk) including the URL of the record and the reason for the withdrawal request.

## Denitrative Hydroxylation of Unactivated Nitroarenes\*\*

Lee Duff<sup>+</sup>,<sup>[a]</sup> Harry Meakin<sup>+</sup>,<sup>[a]</sup> Adam Richardson<sup>+</sup>,<sup>[a]</sup> Andrew J. Greener,<sup>[a]</sup> George W. A. Smith,<sup>[a]</sup> Ivan Ocaña,<sup>[a]</sup> Victor Chechik,<sup>[a]</sup> and Michael J. James<sup>\*[b]</sup>

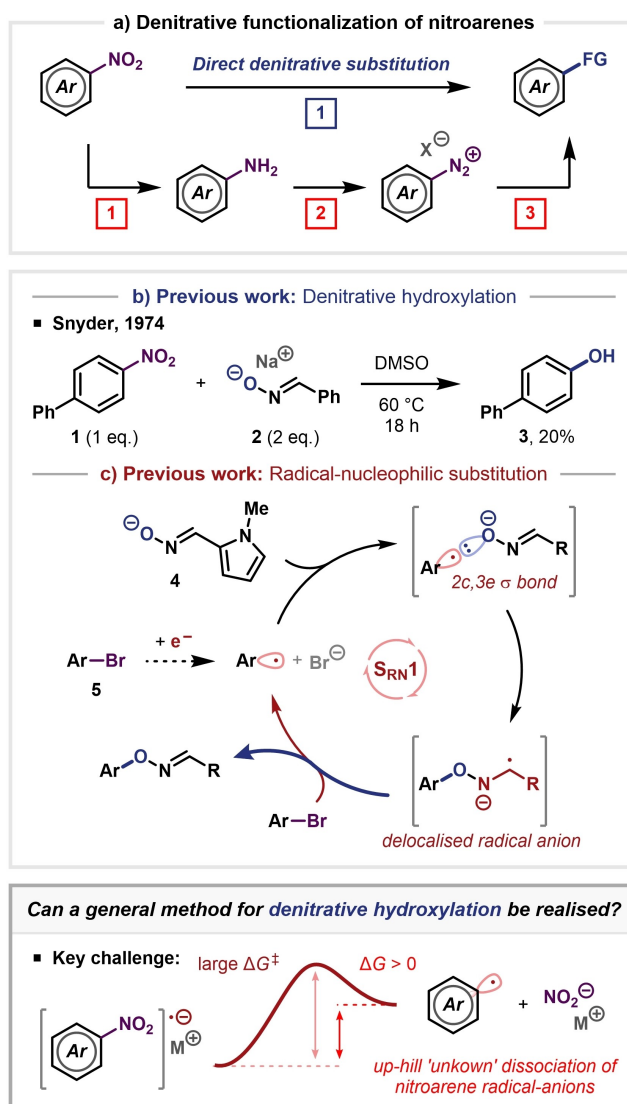
**Abstract:** A one-step method for the conversion of nitroarenes into phenols under operationally simple, transition-metal-free conditions is described. This denitrative functionalization protocol provides a concise and economical alterna-

tive to conventional three-step synthetic sequences. Experimental and computational studies suggest that nitroarenes may be substituted by an electron-catalysed radical-nucleophilic substitution ( $S_{RN}1$ ) chain mechanism.

Nitroarenes are easily prepared, abundant chemical feedstocks, and privileged synthetic intermediates in organic chemistry.<sup>[1,2]</sup> The nitro group can be converted into a large variety of functional groups through a well-established three-step sequence consisting of (1) reduction, (2) diazotization and (3) substitution through Sandmeyer-type reactions (Scheme 1a).<sup>[3]</sup> Whilst generally reliable, this approach requires multiple synthetic steps, typically involving harsh reaction conditions and the handling of hazardous intermediates. The development of more efficient, single-step denitrative functionalization reactions is therefore an area of significant synthetic value and interest.<sup>[4,5]</sup>

In this regard, direct nucleophilic substitution is an attractive synthetic approach due to its low cost and operational simplicity.<sup>[6]</sup> However, these methods are typically limited to electron-deficient (activated) nitroarenes bearing strong electron-withdrawing groups in the *ortho* or *para* positions.<sup>[7]</sup> Methods which can overcome this limitation are known, but are rare and of limited scope. For example, Snyder and co-workers reported that unactivated nitroarene **1** could be substituted with oxime anion **2** to form phenol **3** in 20% yield (Scheme 1b).<sup>[8]</sup> This denitrative hydroxylation reaction was proposed to proceed via a stepwise addition-elimination nucleophilic aromatic substitution ( $S_NAr$ ) mechanism (followed

by the elimination of an *O*-aryl oxime intermediate to form phenol **3**). However, the mechanism of this reaction – along with many such denitrative substitution reactions – has long



Scheme 1. Denitrative functionalization of nitroarenes.

[a] L. Duff,<sup>+</sup> H. Meakin,<sup>+</sup> A. Richardson,<sup>+</sup> A. J. Greener, G. W. A. Smith, I. Ocaña, Prof. V. Chechik  
Department of Chemistry  
University of York  
Heslington, York, YO10 5DD (UK)

[b] Dr. M. J. James  
Department of Chemistry  
The University of Manchester  
Oxford Road, Manchester, M13 9PL (UK)  
E-mail: michael.james@manchester.ac.uk

[<sup>+</sup>] These authors contributed equally to this work.

[\*\*] A previous version of this manuscript has been deposited on a preprint server (<https://doi.org/10.26434/chemrxiv-2022-9l5gq>).

Supporting information for this article is available on the WWW under <https://doi.org/10.1002/chem.202203807>

© 2023 The Authors. Chemistry - A European Journal published by Wiley-VCH GmbH. This is an open access article under the terms of the Creative Commons Attribution License, which permits use, distribution and reproduction in any medium, provided the original work is properly cited.

been debated, with several radical-based alternatives proposed.<sup>[9]</sup>

Inspired by this work, and our recent study,<sup>[10,11]</sup> in which we postulated that oxime anion **4** can substitute aryl halides **5** through an electron-catalysed radical-nucleophilic substitution ( $S_{RN}1$ ) chain mechanism (Scheme 1c),<sup>[12,13]</sup> we sought to determine if a general denitrative hydroxylation protocol using our designed reagent could be realised. We rationalised that a broad range nitroarenes may also be substituted by an  $S_{RN}1$  mechanism if aryl radicals can be formed via the fragmentation of nitroarene radical-anions. However, the dissociation of nitroarene radical-anions represented a major challenge as it is known to be thermodynamically unfavourable.<sup>[9]</sup>

Herein, we report the selective denitrative hydroxylation of electronically diverse nitroarenes, including unactivated nitroarenes, using an easily-handled oxime nucleophile. An electron-catalysed  $S_{RN}1$  chain mechanism is proposed based on experimental and DFT computational studies. This work provides rare evidence to suggest that aryl radicals can be generated via the fragmentation of a nitroarene radical-anion with weakly coordinating counter-cations.

Our studies began by investigating the reaction of nitroarene **1** with our previously described oxime reagent **6**. Pleasingly, we found that phenol **3** could be formed in 84% yield when electronically unactivated 4-nitrophenyl **1** was reacted with oxime **6** (2.5 equivalents) and KOH in anhydrous DMSO (0.2 M) at 85 °C for 18 h under nitrogen (Table 1, entry 1). No phenol **3** was observed in the absence of the oxime reagent, excluding the possibility that KOH is the active nucleophile (entry 2). The yield of phenol **3** was also reduced when oxime **7** was used instead of **6**, highlighting the importance of our recently developed reagent. Other bases were also compatible

with this reaction protocol, but all were inferior to KOH (entries 4–8). Decreasing the reaction temperature from 85 °C to 70 °C reduced the yield of phenol **3** to 26%. Changing the solvent from DMSO to other polar aprotic solvents (e.g. DMI, entry 10) was possible, but also decreased the yield of phenol **3**.

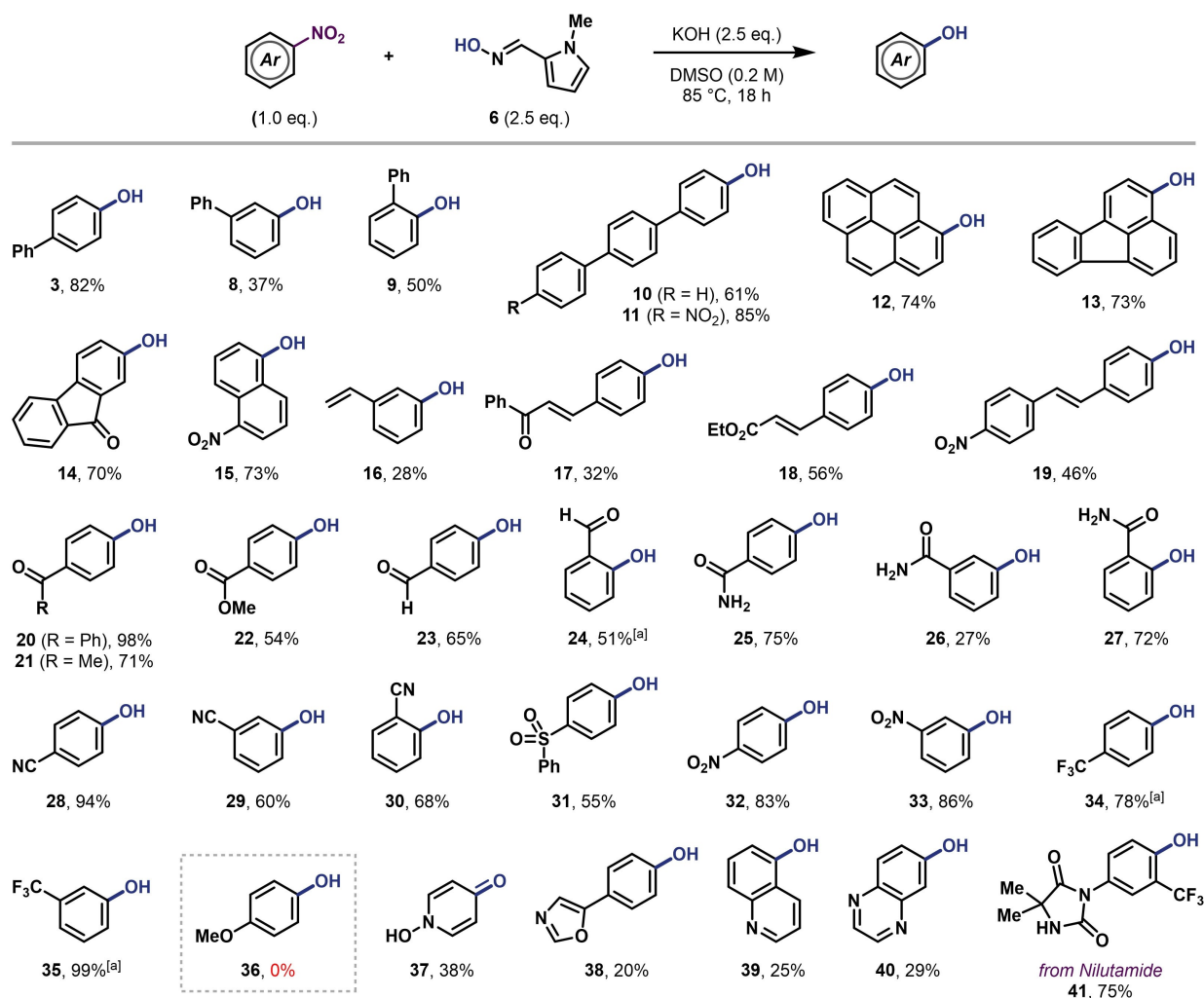
The generality of this one-step denitrative hydroxylation reaction was then explored using the optimised reaction conditions (Scheme 2). First to elucidate the importance of any substitution pattern, the reactivity of the different *para*-, *meta*- and *ortho*- substituted nitrobiphenyl isomers was examined. Pleasingly, no limitation was found as every isomer (**3,8,9**) could be accessed through this method. Related terphenyl derivatives **10,11** were also formed in good to excellent yields. Polycyclic nitroarene derivatives were hydroxylated in a similar fashion to afford hydroxy-pyrene **12**, -fluoranthene **13**, -fluorenone **14** and -naphthalene **15** in generally excellent yields. In addition, no dihydroxylation was observed in the reaction to form hydroxy-naphthalene **15**, which further highlights the selectivity of this method. Interestingly, electronically unactivated 3-nitrostyrene was also successfully hydroxylated to afford phenol **16** in 28% yield. Whilst modest in yield, this transformation illustrates the potential power of this method to selectively hydroxylate nitroarenes that may be incompatible with a conventional three-step denitrative hydroxylation sequence. Other hydroxystyrene derivatives, such as *trans*-chalcone **17**, ethyl cinnamate **18** and stilbene **19** could also be prepared with this method. Exclusive mono-hydroxylation was again observed in the reaction to form stilbene **19**. Next, *para*-substituted carbonyl and ester nitrobenzene derivatives were all selectively converted into phenols **20–22** in good to excellent yields. Tolerance of sensitive functional groups was also demonstrated through the synthesis of *para*- and *ortho*-substituted hydroxy-benzaldehydes **23,24**. Furthermore, unprotected *para*-, *meta*- and *ortho*-hydroxy-benzamides **25–27** could be prepared through this reaction protocol, which again demonstrates that this method is not limited to the substitution patterns typically associated with polar  $S_{N}Ar$  reactions. Nitrile and sulfone functional groups were similarly tolerated as phenols **28–31** were formed in generally excellent yields. Importantly, it should be noted that the general reaction conditions were not optimised for such electron-deficient nitroarenes and that many of these transformations may occur at much lower reaction temperatures (e.g. the formation of 4-cyanophenol **28** in quantitative yield was observed after just 30 mins at 30 °C by <sup>1</sup>H NMR spectroscopy). Strongly electron-deficient systems, such as dinitroarenes and trifluoromethyl-substituted nitroarenes also underwent selective (mono-)hydroxylation to afford phenols **32–35** in generally excellent yields. Conversely, a more electron-rich nitroanisole derivative could not be converted into phenol **36**. Finally, the broad synthetic utility of this method was demonstrated through the conversion of heteroaryl nitro compounds and a nitroarene drug (Nilutamide) into phenols **37–41**.

Having successfully established the broad scope of this transformation, we then sought to determine if an open-shell (e.g.  $S_{RN}1$ ) or a polar ( $S_{N}Ar$ ) mechanism was operative. Thus, we monitored the formation of phenol **3** from the reaction of oxime **6** with our model substrate, 4-nitrobiphenyl **1**, over time

**Table 1.** Reaction optimization studies.

Entry <sup>[a]</sup>	Deviation from above	Yield <sup>[b]</sup> 3/%
1	none	84
2	No oxime	0
3	Oxime <b>7</b> instead of <b>6</b>	40
4	LiOH instead of KOH	14
5	NaOH instead of KOH	54
6	RbOH instead of KOH	32
7	CsOH instead of KOH	68
8	KOt-Bu instead of KOH	71
9	70 °C instead of 85 °C	26
10	DMI instead of DMSO	58

[a] Unless stated otherwise, all reactions were performed with 0.1 mmol of nitroarene **1** and 0.25 mmol oxime **6/7** with the stated base (0.2 mmol) in DMSO (0.2 M) under nitrogen. [b] Determined by <sup>1</sup>H NMR spectroscopy against an internal standard (dibromomethane).

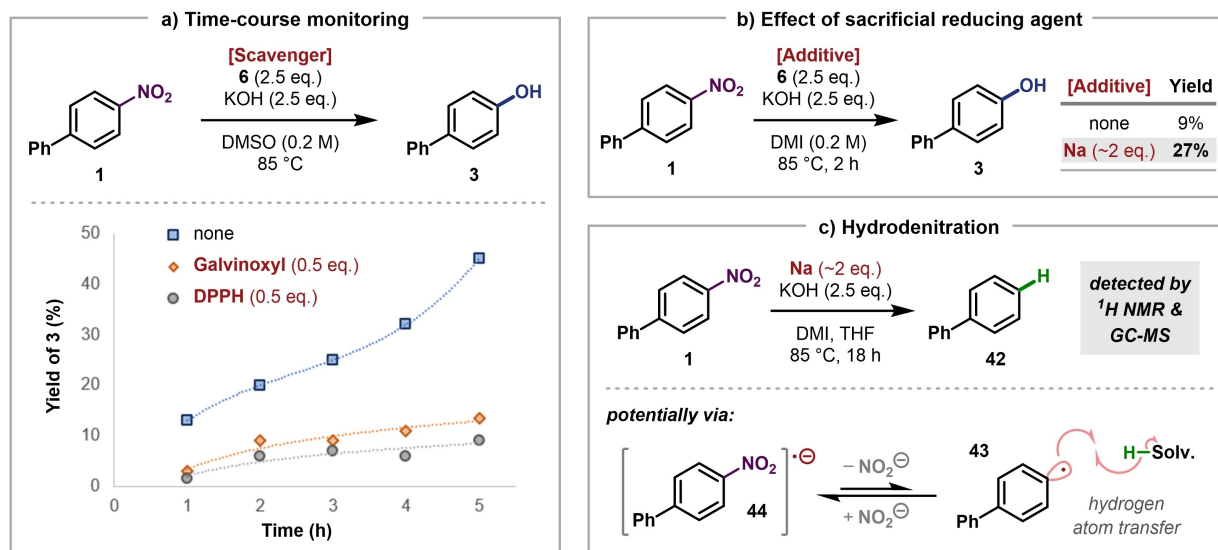


**Scheme 2.** Scope of the denitrative hydroxylation protocol. Reactions performed on a 0.30 mmol scale in 1.5 mL of DMSO. [a] Yield of volatile compound determined by <sup>1</sup>H or <sup>19</sup>F NMR spectroscopy against an internal standard (dibromomethane and 1-fluoronaphthalene, respectively).

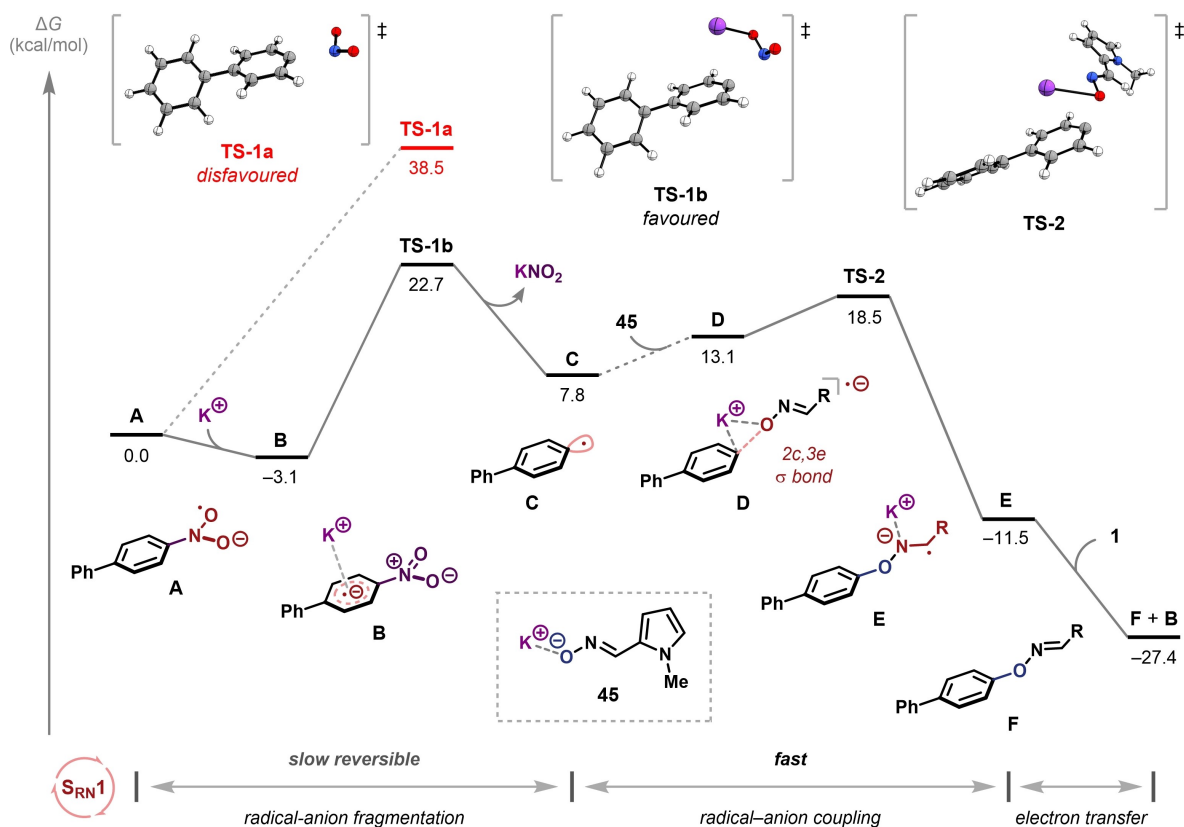
in the presence of known radical/redox scavengers, Galvinoxyl and DPPH (Scheme 3a). In both cases, the formation of phenol 3 was significantly inhibited, which – as with other nitroarene substitution reactions<sup>[9c]</sup> – strongly suggested that phenol 3 is formed via a radical (chain) mechanism. Inspired by the mechanistic studies of Kornblum and co-workers and Shirakawa, Hayashi and co-workers,<sup>[13a,14]</sup> the reaction of oxime 6 with 1 was then repeated with sodium metal added to determine if this reaction could be accelerated by a sacrificial single electron donor (Scheme 3b; note: these reactions were performed in DMI as sodium metal is known to react with DMSO). After two hours the yield of phenol 3 was increased from 9% to 27% in the presence of sodium metal, which indicated that this reaction was likely driven by one-electron reduction. More interestingly, when this reaction was repeated in the absence of oxime 6 and using THF as a co-solvent, the formation of the hydrodenitration product 42 was observed (Scheme 3c), which suggested that aryl radical 43 may be formed via the fragmentation of nitroarene radical-anion 44. This result was consistent with the observations made by Guthrie and co-

workers,<sup>[15]</sup> who noted that potassium salts of related nitroarene radical-anions undergo hydrodenitration under similar conditions. Notably, Guthrie and co-workers also proposed that hydrodenitration occurs via the formation of aryl radicals, and that the counter-cation plays a crucial role in this process (lithium salts did not undergo hydrodenitration). Finally, as nitroarene radical-anions are known to spontaneously form in basic solutions,<sup>[16]</sup> we verified that nitroarene radical-anions are also formed under the developed reaction conditions by EPR spectroscopy (see the Supporting Information). These radical-anion species are proposed to form via electron transfer from the oxime anion to the electron-deficient nitroarene. The greater reactivity of oxime 6 versus 7 may therefore be due to the enhanced electron-donating ability of the more electron-rich pyrrole-based oxime.

To gain further insight into the mechanism of these reactions, the substitution of unactivated nitroarene 1 was explored by DFT computational analysis (Figure 1).<sup>[17]</sup> First, a polar S<sub>N</sub>Ar pathway was examined, but the contribution of this pathway to the substitution process was considered to be low



Scheme 3. Experimental mechanistic studies.



**Figure 1.** Radical-nucleophilic substitution free energy profile calculated at the  $\omega$ B97X-D3(BJ)/ma-def2-QZVPP/SMD(DMSO)// $\omega$ B97X-D3(BJ)/6-311++G(d,p) level of theory. Free energies are in kcal/mol (at 85 °C, 1 M) and have been corrected to account for the excess concentration of oxime anion relative to the aryl radical.

due to the significant activation barrier for the addition of the oxime anion to nitroarene 1 ( $\Delta G^\ddagger = 38.7$  kcal/mol, see the Supporting Information). Interestingly, while this activation barrier was determined to be much smaller for a classic S<sub>N</sub>Ar

substrate, 4-cyanonitrobenzene ( $\Delta G^\ddagger = 23.1$  kcal/mol), additional studies showed this reaction was also strongly inhibited by Galvinoxyl (see the Supporting Information).



Next, an open-shell  $S_{RN}1$  pathway was examined. Considering that DMSO is known to strongly disrupt ion-pairing between nitroarene radical-anions and alkali metal cations,<sup>[18]</sup> the nitroarene radical-anion was modelled as a free-ion (A) and a weakly coordinated, solvent-separated ion-pair (represented as B).<sup>[19]</sup> Interestingly, the activation barrier for the direct fragmentation of free-ion A was determined to be substantial ( $A \rightarrow TS-1a$ ,  $\Delta G^\ddagger = 38.5$  kcal/mol). However, the activation barrier for the fragmentation of ion-pair B was considerably lower ( $B \rightarrow TS-1b$ ,  $\Delta G^\ddagger = 25.9$  kcal/mol), indicating that the potassium counter-cation may mediate this process. Importantly, this fragmentation would be reversible as it is thermodynamically uphill ( $B \rightarrow C + KNO_2$ ,  $\Delta G = 10.9$  kcal/mol), but the fast, exergonic coupling of radical C with oxime anion 45 ( $C + 45 \rightarrow E$ ,  $\Delta G = -19.3$  kcal/mol) via a two-centre three-electron  $\sigma$  bonded species ( $D \rightarrow TS-2$ ,  $\Delta G^\ddagger = 5.4$  kcal/mol),<sup>[20]</sup> would move the position of equilibrium to compensate for this unfavourable fragmentation. Propagation of the radical chain would also be favoured as electron transfer from the coupled radical-anion E to the nitroarene substrate 1 is exergonic ( $E + 1 \rightarrow F + B$ ,  $\Delta G = -15.9$  kcal/mol). Whilst initially challenging, this overall free energy profile is consistent with that theorised by Savéant for slow-cleaving radical-anion substrates in  $S_{RN}1$  reactions.<sup>[21]</sup> In addition, the catalytic role of the weakly coordinating potassium counter-cation in the proposed fragmentation process may account for the stability of nitroarene radical-anion lithium salts previously observed by Guthrie and co-workers.<sup>[15]</sup>

In summary, we have reported the development of a method to directly convert nitroarenes into phenols in one-step and under operationally simple, transition-metal-free conditions. In addition, rare evidence was obtained to suggest that nitroarene radical-anions – often considered to be “stable” – can fragment to generate aryl radicals, and that this process may be mediated by weakly coordinating counter-cations. Our experimental and theoretical studies indicate that a wide range of nitroarenes may be substituted through an electron-catalysed  $S_{RN}1$  mechanism. We hope that this work will inspire the development of many other methods for the direct denitrative functionalisation of nitroarenes and alleviate our long-standing reliance on established synthetic sequences.

## Acknowledgements

The authors would like to thank the University of York, the University of Manchester, the Leverhulme Trust (for an Early Career Fellowship, ECF-2019-135, M.J.J.) and the Royal Society (Research Grant RGS\R1\201268) for financial support. We would also like to thank Dr Jason Lynam, Dr William Unsworth and Prof. Peter O'Brien for helpful discussions.

## Conflict of Interest

The authors declare no conflict of interest.

## Data Availability Statement

The data that support the findings of this study are available in the supplementary material of this article.

**Keywords:** denitrative functionalisation · hydroxylation ·  $S_{RN}1$  · nitroarenes · radical anion

- [1] a) N. Ono, *The Nitro Group in Organic Synthesis*, **2001**, 10.1002/0471224480; b) K. Nepali, H.-Y. Lee, J.-P. Liou, *J. Med. Chem.* **2019**, *62*, 2851–2893.
- [2] For examples of synthetic chemistry using nitroarenes, see: a) J. Gui, C.-M. Pan, Y. Jin, T. Qin, J. C. Lo, B. J. Lee, S. H. Spergel, M. E. Mertzman, W. J. Pitts, T. E. La Cruz, M. A. Schmidt, N. Darvatkar, S. R. Natarajan, P. S. Baran, *Science* **2015**, *348*, 886–891; b) C. W. Cheung, X. Hu, *Nat. Commun.* **2016**, *7*, 12494; c) C. W. Cheung, M. L. Ploeger, X. Hu, *Nat. Commun.* **2017**, *8*, 14878; d) M. Rauser, C. Ascheberg, M. Niggemann, *Angew. Chem. Int. Ed.* **2017**, *56*, 11570–11574; *Angew. Chem.* **2017**, *129*, 11728–11732; e) J. Xiao, Y. He, F. Ye, S. Zhu, *Chem* **2018**, *4*, 1645–1657; f) C. W. Cheung, J.-A. Ma, X. Hu, *J. Am. Chem. Soc.* **2018**, *140*, 6789–6792; g) T. V. Nykaza, J. C. Cooper, G. Li, N. Mahieu, A. Ramirez, M. R. Luzung, A. T. Radosevich, *J. Am. Chem. Soc.* **2018**, *140*, 15200–15205; h) S. Suárez-Pantiga, R. Hernández-Ruiz, C. Virumbrales, M. R. Pedrosa, R. Sanz, *Angew. Chem. Int. Ed.* **2019**, *58*, 2129–2133; *Angew. Chem.* **2019**, *131*, 2151–2155; i) M. Nappi, A. Hofer, S. Balasubramanian, M. J. Gaunt, *J. Am. Chem. Soc.* **2020**, *142*, 21484–21492; j) G. Li, T. V. Nykaza, J. C. Cooper, A. Ramirez, M. R. Luzung, A. T. Radosevich, *J. Am. Chem. Soc.* **2020**, *142*, 6786–6799; k) G. Li, L. Yang, J.-J. Liu, W. Zhang, R. Cao, C. Wang, Z. Zhang, J. Xiao, D. Xue, *Angew. Chem. Int. Ed.* **2021**, *60*, 5230–5234; *Angew. Chem.* **2021**, *133*, 5290–5294; l) S. Wang, T. Li, C. Gu, J. Han, C.-G. Zhao, C. Zhu, H. Tan, J. Xie, *Nat. Commun.* **2022**, *13*, 2432; m) A. Ruffoni, C. Hampton, M. Simonetti, D. Leonori, *Nature* **2022**, *610*, 81–86.
- [3] a) H. H. Hodgson, *Chem. Rev.* **1947**, *40*, 251–277; b) C. Galli, *Chem. Rev.* **1988**, *88*, 765–792; c) F. Mo, G. Dong, Y. Zhang, J. Wang, *Org. Biomol. Chem.* **2013**, *11*, 1582; d) F. Mo, D. Qiu, Y. Zhang, J. Wang, *Acc. Chem. Res.* **2018**, *51*, 496–506.
- [4] For recent examples of denitrative functionalisation reactions, see: a) M. R. Yadav, M. Nagaoka, M. Kashihara, R. L. Zhong, T. Miyazaki, S. Sakaki, Y. Nakao, *J. Am. Chem. Soc.* **2017**, *139*, 9423–9426; b) F. Inoue, M. Kashihara, M. R. Yadav, Y. Nakao, *Angew. Chem. Int. Ed.* **2017**, *56*, 13307–13309; *Angew. Chem.* **2017**, *129*, 13492–13494; c) M. Kashihara, M. R. Yadav, Y. Nakao, *Org. Lett.* **2018**, *20*, 1655–1658.
- [5] For recent reviews, see: a) K. Muto, T. Okita, Y. Yamaguchi, *ACS Catal.* **2020**, *10*, 9856–9871; b) M. Kashihara, Y. Nakao, *Acc. Chem. Res.* **2021**, *54*, 2928–2935.
- [6] a) J. F. Bunnett, R. E. Zahler, *Chem. Rev.* **1951**, *49*, 273–412; b) F. Terrier, *Modern Nucleophilic Aromatic Substitution*; Wiley-VCH Verlag GmbH & Co. KGaA: Weinheim, Germany, **2013**, ISBN:9783527656141; c) S. Rohrbach, A. J. Smith, J. H. Pang, D. L. Poole, T. Tuttle, S. Chiba, J. A. Murphy, *Angew. Chem. Int. Ed.* **2019**, *58*, 16368–16388; *Angew. Chem.* **2019**, *131*, 16518–16540.
- [7] For examples of denitrative substitution reactions, see: a) J. B. Baumann, *J. Org. Chem.* **1971**, *36*, 396–398; b) N. Kornblum, L. Cheng, R. C. Kerber, M. M. Kestner, B. N. Newton, H. W. Pinnick, R. G. Smith, P. A. Wade, *J. Org. Chem.* **1976**, *41*, 1560–1564; c) G. Iwasaki, S. Saeki, M. Hamana, *Chem. Lett.* **1986**, *15*, 31–34; d) A. Kondoh, H. Yorimitsu, K. Oshima, *Tetrahedron* **2006**, *62*, 2357–2360; e) H. Sun, S. G. DiMaggio, *Angew. Chem. Int. Ed.* **2006**, *45*, 2720–2725; *Angew. Chem.* **2006**, *118*, 2786–2791; f) P. Beier, T. Pastýříková, N. Vida, G. Iakobson, *Org. Lett.* **2011**, *13*, 1466–1469; g) S. J. Ryan, S. D. Schimler, D. C. Bland, M. S. Sanford, *Org. Lett.* **2015**, *17*, 1866–1869.
- [8] R. D. Knudsen, H. R. Snyder, *J. Org. Chem.* **1974**, *39*, 3343–3346.
- [9] a) D. B. Denney, D. Z. Denney, *Tetrahedron* **1991**, *47*, 6577–6600; b) J. Marquet, Z. Jiang, I. Gallardo, A. Batlle, E. Cayón, *Tetrahedron Lett.* **1993**, *34*, 2801–2804; c) D. B. Denney, D. Z. Denney, A. J. Perez, *Tetrahedron* **1993**, *49*, 4463–4476; d) M. Mir, M. Espín, J. Marquet, I. Gallardo, C. Tomasi, *Tetrahedron Lett.* **1994**, *35*, 9055–9058; e) I. Tejero, I. Huertas, A. González-Lafont, J. M. Lluç, J. Marquet, *J. Org. Chem.* **2005**, *70*, 1718–1727.
- [10] A. J. Greener, P. Ubysz, W. Owens-Ward, G. Smith, I. Ocaña, A. C. Whitwood, V. Chechik, M. J. James, *Chem. Sci.* **2021**, *12*, 14641–14646.

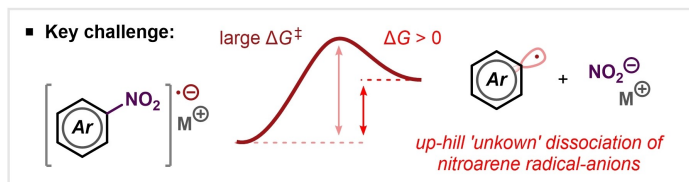
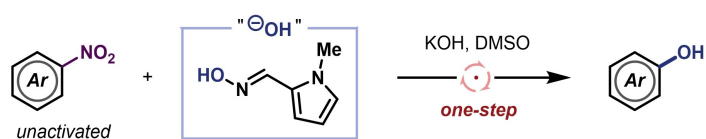
- [11] For selected examples of other hydroxylation strategies, see: a) K. W. Anderson, T. Ikawa, R. E. Tundel, S. L. Buchwald, *J. Am. Chem. Soc.* **2006**, *128*, 10694–10695; b) A. G. Sergeev, T. Schulz, C. Torborg, A. Spannenberg, H. Neumann, M. Beller, *Angew. Chem. Int. Ed.* **2009**, *48*, 7595–7599; *Angew. Chem.* **2009**, *121*, 7731–7735; c) A. Tlili, N. Xia, F. Monnier, M. Taillefer, *Angew. Chem. Int. Ed.* **2009**, *48*, 8725–8728; *Angew. Chem.* **2009**, *121*, 8881–8884; d) S. Xia, L. Gan, K. Wang, Z. Li, D. Ma, *J. Am. Chem. Soc.* **2016**, *138*, 13493–13496; e) P. S. Fier, K. M. Maloney, *Angew. Chem. Int. Ed.* **2017**, *56*, 4478–4482; *Angew. Chem.* **2017**, *129*, 4549–4553; f) P. S. Fier, K. M. Maloney, *Org. Lett.* **2017**, *19*, 3033–3036; g) L. Yang, Z. Huang, G. Li, W. Zhang, R. Cao, C. Wang, J. Xiao, D. Xue, *Angew. Chem. Int. Ed.* **2018**, *57*, 1968–1972; *Angew. Chem.* **2018**, *130*, 1986–1990; h) R. Sang, S. E. Korkis, W. Su, F. Ye, P. S. Engl, F. Berger, T. Ritter, *Angew. Chem. Int. Ed.* **2019**, *58*, 16161–16166; *Angew. Chem.* **2019**, *131*, 16307–16312; i) W. Su, P. Xu, T. Ritter, *Angew. Chem. Int. Ed.* **2021**, *60*, 24012–24017; *Angew. Chem.* **2021**, *133*, 24214–24219; j) F. Le Vaillant, A. Mateos Calbet, S. González-Pelayo, E. J. Reijerse, S. Ni, J. Busch, J. Cornella, *Nature* **2022**, *604*, 677–683.
- [12] a) R. A. Rossi, A. B. Pierini, A. B. Peñéory, *Chem. Rev.* **2003**, *103*, 71–168; b) A. Studer, D. P. Curran, *Nat. Chem.* **2014**, *6*, 765–773.
- [13] For examples of electron-catalysed substitution reactions, see: a) E. Shirakawa, Y. Hayashi, K. Itoh, R. Watabe, N. Uchiyama, W. Konagaya, S. Masui, T. Hayashi, *Angew. Chem. Int. Ed.* **2012**, *51*, 218–221; *Angew. Chem.* **2012**, *124*, 222–225; b) S. Murarka, A. Studer, *Angew. Chem. Int. Ed.* **2012**, *51*, 12362–12366; *Angew. Chem.* **2012**, *124*, 12528–12532; c) H. Zhang, R. Shi, A. Ding, L. Lu, B. Chen, A. Lei, *Angew. Chem. Int. Ed.* **2012**, *51*, 12542–12545; *Angew. Chem.* **2012**, *124*, 12710–12713; d) E. Shirakawa, F. Tamakuni, E. Kusano, N. Uchiyama, W. Konagaya, R. Watabe, T. Hayashi, *Angew. Chem. Int. Ed.* **2014**, *53*, 521–525; *Angew. Chem.* **2014**, *126*, 531–535; e) K. Okura, E. Shirakawa, *Eur. J. Org. Chem.* **2016**, *2016*, 3043–3046; f) N. B. Heine, A. Studer, *Org. Lett.* **2017**, *19*, 4150–4153; g) B. Janhsen, C. G. Daniliuc, A. Studer, *Chem. Sci.* **2017**, *8*, 3547–3553; h) K. J. Emery, J. A. Murphy, T. Tuttle, *Org. Biomol. Chem.* **2017**, *15*, 920–927; i) K. Okura, T. Teranishi, Y. Yoshida, E. Shirakawa, *Angew. Chem. Int. Ed.* **2018**, *57*, 7186–7190; *Angew. Chem.* **2018**, *130*, 7304–7308; j) K. Kiriya, K. Okura, F. Tamakuni, E. Shirakawa, *Chem. Eur. J.* **2018**, *24*, 4519–4522; k) J. Bai, T. Wang, B. Dai, Q. Liu, P. Yu, T. Jia, *Org. Lett.* **2021**, *23*, 5761–5765; l) M. J. Cabrera-Afonso, A. Granados, G. A. Molander, *Angew. Chem. Int. Ed.* **2022**, *61*, e202202706.
- [14] N. Kornblum, L. Cheng, T. M. Davies, G. W. Earl, N. L. Holy, R. C. Kerber, M. M. Kestner, J. W. Manthey, T. M. Musser, *J. Org. Chem.* **1987**, *52*, 196–204.
- [15] R. D. Guthrie, C. Hartmann, R. Neill, D. E. Nutter, *J. Org. Chem.* **1987**, *52*, 736–740.
- [16] a) G. A. Russell, E. G. Janzen, *J. Am. Chem. Soc.* **1962**, *84*, 4153–4154; b) Y. Zhao, H. Zhu, S. Sung, D. J. Wink, J. M. Zadrozny, T. G. Driver, *Angew. Chem. Int. Ed.* **2021**, *60*, 19207–19213; *Angew. Chem.* **2021**, *133*, 19356–19362; c) H. Zhu, T. G. Driver, *Synthesis* **2022**, *54*, 3142–3161.
- [17] All calculations were performed using the ORCA 5.0.2 software package: a) F. Neese, *WIREs Comput. Mol. Sci.* **2012**, *2*, 73–78; b) F. Neese, *WIREs Comput. Mol. Sci.* **2018**, *8*, e1327; c) F. Neese, *WIREs Comput. Mol. Sci.* **2022**, e1606.
- [18] C. Ling, J. Gendell, *J. Chem. Phys.* **1967**, *47*, 3475–3484.
- [19] J.-M. Lü, S. V. Rosokha, S. V. Lindeman, I. S. Neretin, J. K. Kochi, *J. Am. Chem. Soc.* **2005**, *127*, 1797–1809.
- [20] For other examples of 2c,3e  $\sigma$  bonds in synthesis, see: a) C. J. Evoniuk, G. D. P. Gomes, S. P. Hill, S. Fujita, K. Hanson, I. V. Alabugin, *J. Am. Chem. Soc.* **2017**, *139*, 16210–16221; b) M. A. Syroeshkin, F. Kuriakose, E. A. Saverina, V. A. Timofeeva, M. P. Egorov, I. V. Alabugin, *Angew. Chem. Int. Ed.* **2019**, *58*, 5532–5550; *Angew. Chem.* **2019**, *131*, 5588–5607; c) Q. Elliott, G. dos Passos Gomes, C. J. Evoniuk, I. V. Alabugin, *Chem. Sci.* **2020**, *11*, 6539–6555; d) P. Eckhardt, Q. Elliot, I. V. Alabugin, T. Opatz, *Chem. Eur. J.* **2022**, e202201637.
- [21] J.-M. Savéant, *Tetrahedron* **1994**, *50*, 10117–10165.

---

Manuscript received: December 6, 2022

Accepted manuscript online: January 3, 2023

Version of record online: ■■■, ■■■■



A **one-step method** for the conversion of nitroarenes into phenols under operationally simple, transition-metal-free conditions is described. This deni-

trative functionalisation protocol provides a concise and economical alternative to conventional three-step synthetic sequences.

L. Duff, H. Meakin, A. Richardson, A. J. Greener, G. W. A. Smith, I. Ocaña, Prof. V. Chechik, Dr. M. J. James\*

1 – 7

Denitrative Hydroxylation of Unactivated Nitroarenes

