

# Northumbria Research Link

Citation: Huang, Ying, Hu, Shanfeng and Zhang, Zike (2022) Efficient Spatial Reasoning for Human Pose Estimation. In: The 33rd British Machine Vision Conference Proceedings. The British Machine Vision Association and Society for Pattern Recognition, Durham, p. 797.

Published by: The British Machine Vision Association and Society for Pattern Recognition

URL: <https://bmvc2022.mpi-inf.mpg.de/> <<https://bmvc2022.mpi-inf.mpg.de/>>

This version was downloaded from Northumbria Research Link:  
<https://nrl.northumbria.ac.uk/id/eprint/51452/>

Northumbria University has developed Northumbria Research Link (NRL) to enable users to access the University's research output. Copyright © and moral rights for items on NRL are retained by the individual author(s) and/or other copyright owners. Single copies of full items can be reproduced, displayed or performed, and given to third parties in any format or medium for personal research or study, educational, or not-for-profit purposes without prior permission or charge, provided the authors, title and full bibliographic details are given, as well as a hyperlink and/or URL to the original metadata page. The content must not be changed in any way. Full items must not be sold commercially in any format or medium without formal permission of the copyright holder. The full policy is available online: <http://nrl.northumbria.ac.uk/policies.html>

This document may differ from the final, published version of the research and has been made available online in accordance with publisher policies. To read and/or cite from the published version of the research, please visit the publisher's website (a subscription may be required.)

# Structured Spatial Reasoning for Human Pose Estimation

Ying Huang<sup>1</sup>  
yw52@hznu.edu.cn

Shanfeng Hu<sup>2</sup>  
shanfeng2.hu@northumbria.ac.uk

Zi-Ke Zhang<sup>3</sup>  
zkz@zju.edu.cn

<sup>1</sup> Hangzhou Normal University  
Hangzhou, China

<sup>2</sup> Computer and Information Sciences  
Department  
Northumbria University  
Newcastle upon Tyne, UK

<sup>3</sup> Zhejiang University  
Hangzhou, China

---

## Abstract

Human pose estimation from single images has made significant progress in the past but still faces fundamental challenges from the occlusion and overlapping of joints in many cases. This is partly due to the limitation of the traditional paradigm for this problem, which attempts to locate human body joints solely and as a result can fail to resolve the spatial connections among joints that are critical for the identification of the whole pose. To overcome this shortcoming, we propose to explicitly incorporate spatial reasoning into pose estimation by formulating it as a structured graph learning problem, in which each image pixel is a candidate graph node with every two nodes connected via an edge that captures their affinity. The advantage of this representation is that it allows us to learn feature embeddings for both the nodes and edges, thereby providing a sufficient capacity to delineate correct human body joints and their connecting bones. To facilitate efficient learning and inference, we exploit self-attention transformer architectures that fuse node and edge learning pathways, which can save parameter numbers and permit fast computation. Experiments on the popular MS-COCO Human pose estimation benchmark show that our method outperforms representative methods.

## 1 Introduction

Powered by advances in machine learning and deep learning, computer vision applications have made significant progress in recent years, among which human pose estimation is a rapidly evolving one that impacts several human-centered technologies in 3D space, such as virtual reality [4], smart home [23], human-computer interaction [62], and urban brain [37]. The aim of human pose estimation is to identify each joint position of the human body from a given image to obtain the geometric and spatial configuration of the body. This is a fundamentally challenging task because the variations of image appearance and body configuration can be unlimited, which requires powerful spatial reasoning to resolve ambiguous cases when certain joints are occluded or overlapped.



Figure 1: Illustration of challenging human poses that require careful spatial reasoning to handle. **Left:** the overlapped and crossed body parts are difficult to locate for previous methods as the image appearance of the arms and legs cannot be easily distinguished from each other using only separate node information. **Right:** we extend the spatial reasoning to a more structured paradigm, which includes both nodes and connected edges between them.

Despite the inherently coherent structure of human body joints, the current mainstream approach to human pose estimation remains largely oblivious of the structure and operates in an object classification fashion for each individual joint [17, 30]. One typical working assumption of this approach is that there can be at most one human joint of the same semantic category at each image region of interest. This may work well in simple cases where all joints are clearly delineated in an image but can fail when some of these joints are not visible due to occlusion or overlapping with others. Take Figure 1 for example. When certain body parts are overlapped or share a similar appearance with other parts, current methods can be misled to generate incorrect predictions using only separate node information.

While spatial reasoning is critical for robust pose identification in challenging cases as illustrated in Figure 1, currently there are few relevant studies to tackle this problem satisfactorily. The method of [12] trains a graph neural network to predict the edges between pairs of selected nodes, but by assuming the existence of only one type of body joint within a single image region, it cannot learn graph node embeddings that distinguish overlapped joints. In contrast, the method of [24] learns joint embeddings as scalars from the spatial locations of joints, which are then used to determine the affinity between joints according to the intra-class distances of these embeddings. Still, the method is not sufficiently flexible to resolve overlapping cases.

In view of the limitations of the existing methods, we propose to explicitly incorporate spatial reasoning into human pose estimation by not just learning to recognize the appearance of individual body joints but also capturing their mutual connections relating to the structure of the whole body posture. Due to the flexibility of graphs for structural representation [31], we propose to formulate pose identification as a structured graph learning problem, in which each image pixel is viewed as a graph node that encodes the visual and spatial features of a potential body joint. Each pair of nodes is connected by an edge that corresponds to a potential bone segment, which provides additional rigidity constraints on the spatial configuration of body joints. Compared with the work of [12] that only captures the spatial

connectivity among a handful of nodes for pose inference, our representation is considerably more flexible for encoding the affinity between every pair of potential nodes on the image space, which provides a sufficient capacity to reason the plausible spatial configuration of potentially challenging body poses.

The core contribution we make in this paper is that we propose a structured graph learning model on the self-attention transformer architecture that can efficiently perform flexible spatial reasoning for human pose estimation. While establishing an explicit connection between every pair of potential joint positions is computationally infeasible, we achieve simultaneous node and edge prediction by learning shareable pixel-wise node embeddings via a popular self-attention model [18] from raw image features and incorporating every pair of node features to calculate their edge strength. The prediction of joint positions is done by learning category-specific token embeddings to query each node’s features to produce human-understandable heatmaps. To enable joint training, we deploy two loss functions for node and edge prediction respectively. The first loss function is the mean squared error (MSE), which calculates the distance between the predicted joint heatmaps and the groundtruth annotations. The other loss function we use for edge prediction is the binary cross-entropy loss that penalizes incorrect prediction of edge presence.

We conduct standard performance benchmarking on the widely used MS-COCO 2018 keypoint detection dataset [20]. Compared with other state-of-the-art methods, including SimpleBaseline [32], HRNet [26], TransPose [35], and TokenPose [18], our approach achieves a record-high 77.7 AP on the COCO validation set [20]. Our accuracy improves over that achieved by the TokenPose [18] method by 1.9 points under the same experimental settings with a similar level of parameter numbers and computation cost. This is particularly significant in that TokenPose only leverages joint prediction for pose estimation, which shows that our approach of graph-based spatial reasoning is able to provide an additional performance improvement while not incurring extra computational burdens.

The structure of the paper is as follows. We survey the existing methods for human pose estimation in Section 2, through which we point out the unique advantage of our method in data-driven spatial reasoning. We then describe our graph learning approach in detail in Section 3 and present the experimental results in Section 4. The paper is concluded in Section 5 with a discussion on future work.

## 2 Related Work

Human pose estimation has been an active research area for many years. The task of pose estimation is two-fold. Given an image, one is to locate the position of each body joint and identify the semantic category it belongs to, and the other is to parse the detected joints and distinguish those belonging to oneself and other people [4]. The challenge of the task stems from the fact that there can be unlimited complexity and variability of human posture, clothing appearance, and background clutters in an image. On top of this are frequent occlusions and overlapping, which require effective spatial reasoning to resolve the ambiguity in many cases [4]. In the following, we discuss recent methods that leverage deep learning (convolutional neural networks [26], transformers [36]) for this challenge as they are often top performers on popular evaluation benchmarks [20].

For **single-person pose estimation**, the challenge is somehow alleviated as the working assumption is that there is only one person in a given image and therefore there is no need to determine which person an articulated limb belongs to because only one of each type

of articulated limbs exists in the image [6]. Many solutions are proposed to improve the estimation accuracy, including global information collection [30], multi-scale learning [16], graph representation [22], recursive attention model [6], spatial correlation [38], etc. The evaluation of these methods on the MPII single-person pose estimation dataset shows that correlation relationship modelling has a key role in the human pose estimation task.

For **multi-person pose estimation**, the difficulty is lifted compared with that in the single-person case since the process of joint parsing is required to determine the correct belonging of each detected joint to each person [2]. Currently, there are two main lines of work that tackle this challenge. The *top-down approach* works by detecting each human region first and then performing single-person pose estimation in each region separately, hence removing the need of attaching the detected joint limbs to the correct body. The proposed approaches include pose spatial transformation [9], cascaded pyramid network [3], channel and spatial information enhancement [25], constructing a graph network [29], attention model [35]. The current top-down methods have high accuracy in pose estimation in simple scenes, but when there is a severe occlusion in the scene, such methods are more difficult to utilize partially visible joint cues and the algorithm accuracy will be significantly degraded. Our approach introduces graph learning and strengthen the network supervision by both node and edge information. The *bottom-up approach*, compared with the top-down one, is a local-to-global process that first detects all body joints from an image and then divides them and attributes them to each target individual person. The interesting studies include high-resolution network HigherHRNet [4], explicit joint-limb association [2], joint-limb complementarity [12, 13], graph network-based joint clustering [14], joint attribution grouping [24]. Compared with our approach, those methods do not handle the cases of overlapped or occluded joints explicitly.

As our proposed method exploits graphs for human pose spatial reasoning, here we also discuss methods that explicitly address graph learning. The graph is an effective representation for structured and connected data. Graph learning refers to the use of machine learning methods on graphs to obtain relevant features. Here we mainly review the methods to study the correlation between two graph nodes. The related work includes link prediction [19, 21], structural predictability [15], robustness analysis of similarity metrics [40], drug-target interaction prediction [22], evolutionary neural network-based model [33], local subgraph representation [1], graph attention networks [11, 28]. It is worth pointing out that [14] learn to determine the connectivity between human joints by graph neural networks, which is similar to the concept of link prediction, but the method still assumes that there is only one joint of the same type at the same location. Currently, graph learning has not been deeply investigated yet in the field of human pose estimation. Considering that human pose is a type of structured graph data, and the difficulties in practical applications, introducing graph learning can provide more space for technology exploration.

### 3 Structured Spatial Reasoning for Pose Estimation

Human pose data can be viewed as structured graph data, which contains information about human nodes and connected edges. At the graph level, nodes and edges are two necessary elements for a graph representation, and similarly, human body nodes and connecting edges are critical constituents for the human body pose. In this paper, graph learning refers to learning feature embeddings of image information, and then predicting human joints and connected edges in the image.

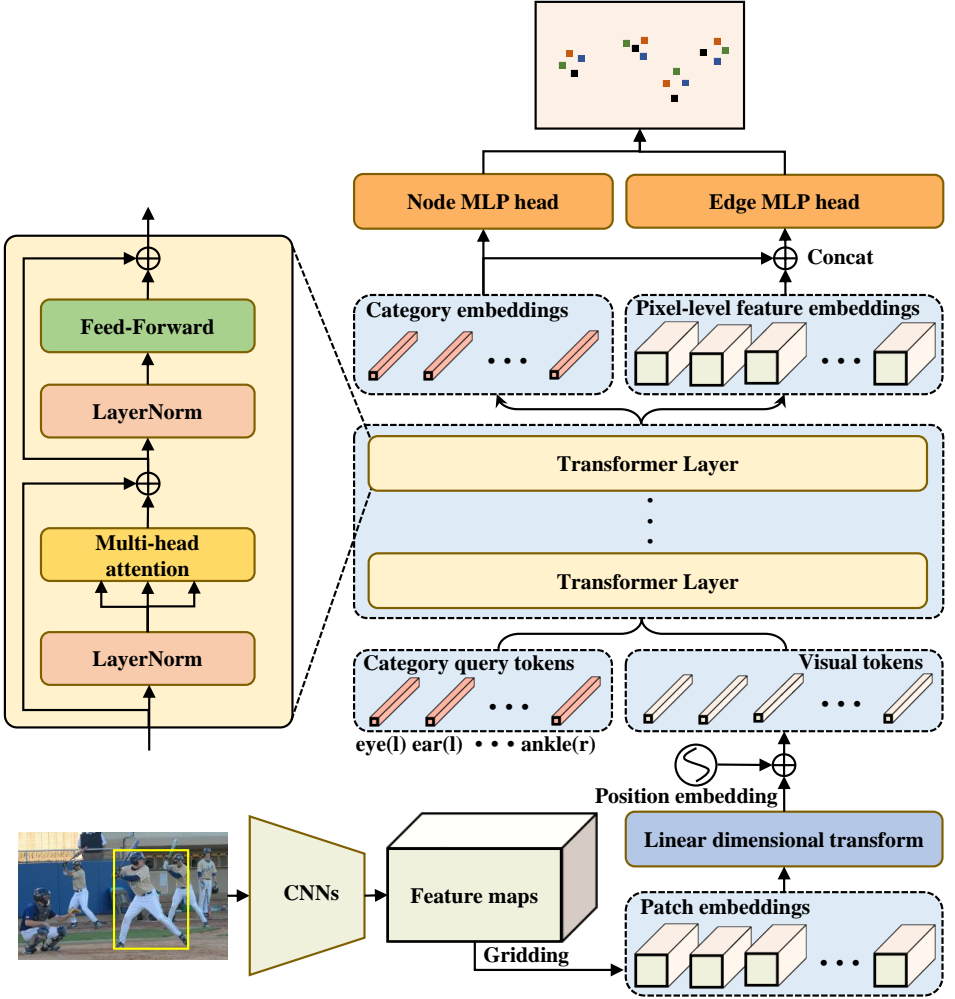


Figure 2: Overview of our graph learning architecture for human pose estimation. The convolutional feature maps are uniformly divided into patches and linearly transformed to 1D visual tokens. 1D human joint category vectors are randomly initialized as query tokens. Then, visual and query tokens are combined as input into the Transformer encoder to learn multi-modal information through the multi-head self-attention algorithm. The last outputs of visual tokens are spliced and reshaped back to the size of CNN feature maps, and pixel-level node embeddings are obtained. Finally, category and node embeddings are used to predict human joints and edges, respectively.

For the task of outputting human joint information in images, many deep learning-based methods have been studied before, such as using deep convolutional neural networks, transformer attention models, etc. To simplify the model complexity, we fuse two tasks as multi-task learning using a single model, instead of designing two separate models. This requires us to make full use of model potentialities.

The useful human pose information usually includes the joint category, location, appearance, edge orientation, and contextual background. The idea of existing graph learning algorithms in determining whether an edge exists between two nodes is to calculate the similarity of two nodes' embeddings. The higher the similarity, the more likely an edge to exist. Simultaneously, node recognition also relies on its feature embedding, which provides a common point for both tasks of graph learning.

From this point, we design a model with a parameter-shared main stem and two lightweight task-oriented heads. The main stem of the model is used to learn spatial feature embeddings, then two heads perform separate tasks. Specifically, for the human joint prediction task, the model outputs the predicted joint heatmaps. For the edge prediction task, the feature embeddings of two joints and the corresponding two joint category embeddings are concatenated and then input into a multilayer perceptron. The model architecture is illustrated in **Figure 2**. The technical details of implementing these two specific tasks are described below.

### 3.1 Node Prediction

Currently, the popular network framework is first uses deep convolutional neural network as the base network backbone to extract the high-level features of the image, and then use the Transformer attention model to learn the global association relationship from the feature maps [18, 25]. At last, the framework predicts  $N$  heatmaps of size  $\hat{H} \times \hat{W}$ , each heatmap corresponds to a human joint category, and the location with a peak on the heatmap is considered to be the position where that type of joint is located. This combined framework achieves state-of-the-art performance with less than half of the amount of parameters. Considering that this framework is more flexible, our paper also follows this framework. Given an input image  $I \in \mathcal{R}^{H \times W \times 3}$ , the backbone network model extracts convolutional features from the image, and then generates feature maps  $F \in \mathcal{R}^{\hat{H} \times \hat{W} \times C}$ . To fit the dimensionality of the attention model,  $F$  is uniformly divided into  $L = \frac{\hat{H}}{P_h} \times \frac{\hat{W}}{P_w}$  patches of size  $P_h \times P_w$ . These blocks are further reshaped to 1D vectors of size  $P_h \times P_w \times C$ , and each vector is adapted to a  $d$ -dimensional embedding  $v \in \mathcal{R}^d$  via linear transform  $P \rightarrow v$ . Since human pose estimation needs to output the position of human joints, the two-dimensional position embedding  $p_i$  is also added to every vectors to generate visual tokens  $v_i^v = v_i + p_i$ , where  $i \in [1, L]$ . The transformed visual tokens represent the embeddings of spatial regions.

According to the attention mechanism, we first pre-define  $N$  learnable  $d$ -dimensional vectors as category query tokens, which represent  $N$  human joint categories respectively. Once the query tokens and visual tokens are obtained, they enter into the commonly used multiple attention modules and learn new embeddings according to a general attention formulation:

$$f_i'^Q = f_i^Q + \sum_j \text{softmax}_j \left( s \left( f_i^Q, f_j^K \right) \right) T_V \left( f_j^K \right) \quad (1)$$

where  $s$  denotes the similarity function of the  $i$ -th query instance feature  $f_i^Q$  and the  $j$ -th key instance feature  $f_j^K$ , and  $T_V(\cdot)$  is the linear transformation of  $j$ -th value instance feature.



After multiple stacked multi-head attention modules, the final computed category embeddings are mapped into  $\hat{H} \times \hat{W}$ -dimensional feature vectors via linear projection, and then turned into  $N$  two-dimensional heatmaps by reshape operation. The MSE loss function is used to calculate the difference between the groundtruth and predicted heatmaps to get the loss  $l_{kpt}$  during training.

## 3.2 Edge Prediction

Edge prediction means that for a set of nodes  $V$ , predicting the set  $E$  of observable edges from a series of node combinations [69], and more specifically, for the adjacency matrix  $A$  composed of node sets,  $A_{ij}=1$  if the node pair  $(i, j)$  belongs to  $E$ , otherwise  $A_{ij}=0$ . To simplify the calculation, we take the heatmaps generated in the node prediction task as a reference, and consider each pixel of heatmaps as a node, the total number of nodes is  $\hat{H} \times \hat{W} \times N$ . Then we extract feature embeddings for these nodes. In the node prediction task, we have obtained visual tokens with position embedding for every image patch. We can reconvert and combine these visual tokens back to the size  $\hat{H} \times \hat{W} \times d$ , results in  $d$ -dimensional embeddings for every spatial position. To overcome the case of overlapped nodes, the embedding of a node and its corresponding category embedding are concatenated. Such two extended embeddings of an edge are input to a multilayer perceptron, and finally we can obtain the prediction probability of this edge. The design of combining category and visual embeddings can enhance the representation of an edge, fusing the information including location, category, appearance, and global relationship. The binarized cross-entropy loss function is used for training. Positive edge samples are obtained from groundtruth, while the rest of candidate edges are as negative edge samples. The predicted probability values of these positive and negative samples are compared with the true label values 0/1 to obtain the loss  $l_{pair}$ .

Node prediction and connected edge prediction are combined as joint training:

$$loss = l_{kpt} + \lambda \times l_{pair} \quad (2)$$

where  $\lambda$  is a balance weight. Note that in edge prediction, node features are converted from visual tokens and no new parameters added, the only added model parameter is the lightweight three-layer perceptron used in edge prediction. In the experimental section, we will see that joint learning can improve the performance of human pose estimation.

# 4 Experimental Details

## 4.1 MS-COCO Keypoint Dataset

The qualitative and quantitative experiments are performed on the MS-COCO 2018 keypoint detection dataset [20]. This popular dataset contains training, validation and testing sets. On the training and validation sets, there are 118,287 and 5000 images respectively, a total of over 150,000 human instances with around 1.7 million labelled keypoints. The testing set has two splits: test-dev and test-challenge, each includes roughly 20,000 images. We train and evaluate our models on the training and validation sets. The model is also evaluated on the test-dev set and accuracy values are obtained from the online evaluation server.

In order to match predictions to groundtruth, COCO keypoint dataset defined an overlapping index suitable for human pose data, object keypoint similarity (OKS), which calculates the overlapping ratio between groundtruth and predictions in terms of point distribution.



Table 1: Comparisons of our model to other state-of-the-art models. Hybrid convolution plus Transformer methods (TokenPose[[18](#)], TransPose[[35](#)], and ours) outperform pure convolution based methods (SimpleBaseline[[32](#)] and HRNet[[26](#)]). "+" means model ensemble. Particularly, with similar model parameters and settings,  $AP$  of our approach is higher than TokenPose by 2.7 points.

Approach	Input size	#Params	GFLOPs	$AP$	$AP^{50}$	$AP^{75}$	$AP^M$	$AP^L$	$AR$
Simple-Res50	$256 \times 192$	34.0M	8.9	70.4	88.6	78.3	67.1	77.2	76.3
Simple-Res101	$256 \times 192$	53.0M	12.4	71.4	89.3	79.3	68.1	78.1	77.1
Simple-Res152	$256 \times 192$	68.6M	15.7	72.0	89.3	79.8	68.7	78.9	77.8
HRNet-W32	$256 \times 192$	28.5M	7.1	74.4	90.5	81.9	70.8	81.0	79.8
HRNet-W48	$256 \times 192$	63.6M	14.6	75.1	90.6	82.2	71.5	81.8	<b>80.4</b>
PureTransformer	$256 \times 192$	5.8M	1.3	65.6	86.4	73.0	63.1	71.5	72.1
TokenPose-L/D24	$256 \times 192$	27.46M	10.98	75.0	89.7	81.9	71.7	81.8	80.3
TransPose-H-A6	$256 \times 192$	17.5M	21.8	75.0	89.8	81.9	71.7	81.7	80.2
Ours	$256 \times 192$	27.47M	10.99	75.3	90.6	82.6	72.3	79.5	80.1
Ours <sup>+</sup>	$256 \times 192$	27.47M	10.99	<b>77.8</b>	<b>93.6</b>	<b>84.8</b>	<b>74.9</b>	<b>81.9</b>	80.2

Based on the OKS index, we use six evaluation metrics by adjusting the thresholds of matching criteria to compare the performance of a model. They are  $AP$  (i.e. average precision),  $AP^{50}$ ,  $AP^{75}$ ,  $AP^M$ ,  $AP^L$  and  $AR$  (i.e. average recall). The 20 top-scoring predictions are selected to attend the evaluations per image.

## 4.2 Training Details

In this paper, the two-stage top-down human pose estimation paradigm is adopted. In this paradigm, human regions are firstly obtained by a person detector. Then each human instance after cropping and scaling is input to our model and keypoints and edges are predicted. To facilitate the comparisons, we follow the previous methods[[18](#), [35](#)] to use person detectors provided by SimpleBaseline[[32](#)]. The CNN backbone of our method is selected from HRNet-W48[[26](#)] and its parameters are also initialized by the pre-trained model of HRNet-W48. The Transformer parts of our model are trained from scratch. During training, the Adam optimizer is utilized with mini-batches of size 16. The learning rate is started from  $1e-3$ , and is declined to  $1e-4$  and  $1e-5$  at the 200th and 260th epochs, respectively. The total training process iterates 300 epochs on the training set. For the edge sampling, the annotated human joints can form the human skeleton, and skeletons are used as human edges. In the calculation of edge loss, the weight of negative to positive edges is maintained as 5. The random data augmentation is analogous to the steps in HRNet[[26](#)].

## 4.3 Comparison Results

The experimental results and statistics of ours and other methods on the validation set are recorded in Table 1. Hybrid convolution plus Transformer methods (TokenPose[[18](#)], TransPose [ [35](#) ], and ours) outperform pure convolution based methods (SimpleBaseline[[32](#)] and HRNet[[26](#)]) using much fewer parameters, which shows the advantage of Transformer [ [8](#) ] in model parameter reduction. More importantly, previous methods only attempt to locate body joints solely. Compared to TokenPose [ [18](#) ] with similar model parameters and settings, our approach has improved  $AP$  by 2.7 points. Compared with TransPose [ [35](#) ] which use a pixel-wise token embedding, our model has less computation cost. We show in Table 2 that our method without the MLP layer performs on par with TokenPose. Considering the key

Table 2: Ablation study of our method on COCO-val.

Method	AP	AP <sup>50</sup>	AP <sup>75</sup>	AP <sup>M</sup>	AP <sup>L</sup>
TokenPose	75.0	89.7	81.9	71.7	<b>81.8</b>
Ours w/o MLP + Embeds	75.0	90.5	82.4	72.0	79.4
Ours	<b>75.3</b>	<b>90.6</b>	<b>82.6</b>	<b>72.3</b>	79.5

Table 3: Comparisons with graph-based models on COCO-val.

Method	AP	AP <sup>50</sup>	AP <sup>75</sup>	AP <sup>M</sup>	AP <sup>L</sup>
Jin <i>et al.</i> (HGG) [12]	68.3	86.7	75.8	-	-
Wang <i>et al.</i> (GPCNN) [24]	76.2	90.3	82.6	72.5	<b>83.2</b>
Ours	<b>77.8</b>	<b>93.6</b>	<b>84.8</b>	<b>74.9</b>	81.9

metric  $AP^{50}$  already achieves greater than 90, the further improvement of 0.3 brought by the addition of this design is actually large, especially in the case of a similar amount of parameters and FLOPs. The examples of predicted accurate human joints and heatmaps are shown in Figure 3, which contains some abnormal cases, such as scale, appearance and viewpoint variation. The algorithm can locate human bodies accurately. The qualitative results in Figure 4 validate the superiority of our method in handling heavy occlusion and overlapping. For these cases, structured spatial reasoning provides stronger feature representation. We compare with two additional graph-based methods in Table 3 and show improvement.

In extensive experiments, we found some interesting phenomena. The first point is that negative edge sampling should be fixed during training. We have tried several sampling strategies, including random and sparse sampling. However, these sampling methods can cause undesirable divergent behaviours, and the trained model lacks prediction generalizability, even injecting spatial position encoding for every sampling location. This point validates that a holistic structure should be maintained in graph learning. The second point is extended from the previous problem. For fixed graph sampling, there is a trade-off between the interval of sampling on the image and computational costs. Given sufficient time this line of research will provide further detail.

## 5 Conclusion and Future Work

We have introduced a new approach to explicitly incorporate spatial reasoning into human pose estimation to improve detection accuracy. The key advantage of our method over existing ones is its ability to capture the global pairwise connection among potential joint nodes on the image space, which provides a sufficient capacity to resolve challenging body postures. While encoding the full spatial relationship as a graph is computationally infeasible, we have achieved efficient reasoning by learning shareable pixel-wise node embeddings that can be used to make edge predictions via a jointly trained model. Experimental results show a considerable accuracy improvement over the current state-of-the-art methods on the challenging MS-COCO benchmark. In the future, we plan to use our method in several downstream tasks such as continuous pose tracking in videos.




Figure 3: Examples of predicted human joints and heatmaps.




Figure 4: Qualitative results of our method.

## References

- [1] Ling Cai, Bo Yan, Gengchen Mai, Krzysztof Janowicz, and Rui Zhu. Transcgn: Coupling transformation assumptions with graph convolutional networks for link prediction. In *Proceedings of the 10th international conference on knowledge capture*, pages 131–138, 2019.
- [2] Zhe Cao, Tomas Simon, Shih-En Wei, and Yaser Sheikh. Realtime multi-person 2d pose estimation using part affinity fields. In *Proceedings of the IEEE conference on computer vision and pattern recognition*, pages 7291–7299, 2017.
- [3] Yilun Chen, Zhicheng Wang, Yuxiang Peng, Zhiqiang Zhang, Gang Yu, and Jian Sun. Cascaded pyramid network for multi-person pose estimation. In *Proceedings of the IEEE conference on computer vision and pattern recognition*, pages 7103–7112, 2018.
- [4] Bowen Cheng, Bin Xiao, Jingdong Wang, Honghui Shi, Thomas S Huang, and Lei Zhang. Higherhrnet: Scale-aware representation learning for bottom-up human pose estimation. In *Proceedings of the IEEE/CVF conference on computer vision and pattern recognition*, pages 5386–5395, 2020.
- [5] Xiao Chu, Wanli Ouyang, Hongsheng Li, and Xiaogang Wang. Structured feature learning for pose estimation. In *Proceedings of the IEEE Conference on Computer Vision and Pattern Recognition*, pages 4715–4723, 2016.
- [6] Xiao Chu, Wei Yang, Wanli Ouyang, Cheng Ma, Alan L Yuille, and Xiaogang Wang. Multi-context attention for human pose estimation. In *Proceedings of the IEEE conference on computer vision and pattern recognition*, pages 1831–1840, 2017.
- [7] Qi Dang, Jianqin Yin, Bin Wang, and Wenqing Zheng. Deep learning based 2d human pose estimation: A survey. *Tsinghua Science and Technology*, 24(6):663–676, 2019.
- [8] Alexey Dosovitskiy, Lucas Beyer, Alexander Kolesnikov, Dirk Weissenborn, Xiaohua Zhai, Thomas Unterthiner, Mostafa Dehghani, Matthias Minderer, Georg Heigold, Sylvain Gelly, et al. An image is worth 16x16 words: Transformers for image recognition at scale. *arXiv preprint arXiv:2010.11929*, 2020.
- [9] Hao-Shu Fang, Shuqin Xie, Yu-Wing Tai, and Cewu Lu. Rmpe: Regional multi-person pose estimation. In *Proceedings of the IEEE international conference on computer vision*, pages 2334–2343, 2017.
- [10] Weiwei Gu, Fei Gao, Xiaodan Lou, and Jiang Zhang. Discovering latent node information by graph attention network. *Scientific Reports*, 11(1):1–10, 2021.
- [11] Ying Huang, Bin Sun, Haipeng Kan, Jiankai Zhuang, and Zengchang Qin. Followmeup sports: New benchmark for 2d human keypoint recognition. In *Chinese Conference on Pattern Recognition and Computer Vision (PRCV)*, pages 110–121. Springer, 2019.
- [12] Ying Huang, Jiankai Zhuang, and Zengchang Qin. Multi-level network for high-speed multi-person pose estimation. In *2019 IEEE International Conference on Image Processing (ICIP)*, pages 589–593. IEEE, 2019.

- [13] Ying Huang, Hubert PH Shum, Edmond SL Ho, and Nauman Aslam. High-speed multi-person pose estimation with deep feature transfer. *Computer Vision and Image Understanding*, 197:103010, 2020.
- [14] Sheng Jin, Wentao Liu, Enze Xie, Wenhai Wang, Chen Qian, Wanli Ouyang, and Ping Luo. Differentiable hierarchical graph grouping for multi-person pose estimation. In *European Conference on Computer Vision*, pages 718–734. Springer, 2020.
- [15] Fei Jing, Chuang Liu, Jian-Liang Wu, and Zi-Ke Zhang. Toward structural controllability and predictability in directed networks. *IEEE Transactions on Systems, Man, and Cybernetics: Systems*, 2022.
- [16] Lipeng Ke, Ming-Ching Chang, Honggang Qi, and Siwei Lyu. Multi-scale structure-aware network for human pose estimation. In *Proceedings of the european conference on computer vision (ECCV)*, pages 713–728, 2018.
- [17] Jiefeng Li, Can Wang, Hao Zhu, Yihuan Mao, Hao-Shu Fang, and Cewu Lu. Crowd-pose: Efficient crowded scenes pose estimation and a new benchmark. In *Proceedings of the IEEE/CVF conference on computer vision and pattern recognition*, pages 10863–10872, 2019.
- [18] Yanjie Li, Shoukui Zhang, Zhicheng Wang, Sen Yang, Wankou Yang, Shu-Tao Xia, and Erjin Zhou. Tokenpose: Learning keypoint tokens for human pose estimation. In *Proceedings of the IEEE/CVF International Conference on Computer Vision*, pages 11313–11322, 2021.
- [19] David Liben-Nowell and Jon Kleinberg. The link-prediction problem for social networks. *Journal of the American society for information science and technology*, 58(7):1019–1031, 2007.
- [20] Tsung-Yi Lin, Michael Maire, Serge Belongie, James Hays, Pietro Perona, Deva Ramanan, Piotr Dollár, and C Lawrence Zitnick. Microsoft coco: Common objects in context. In *European conference on computer vision*, pages 740–755. Springer, 2014.
- [21] Chuang Liu, Shimin Yu, Ying Huang, and Zi-Ke Zhang. Effective model integration algorithm for improving link and sign prediction in complex networks. *IEEE Transactions on Network Science and Engineering*, 8(3):2613–2624, 2021.
- [22] Yiding Lu, Yufan Guo, and Anna Korhonen. Link prediction in drug-target interactions network using similarity indices. *BMC bioinformatics*, 18(1):1–9, 2017.
- [23] Kevin D McCay, Pengpeng Hu, Hubert PH Shum, Wai Lok Woo, Claire Marcroft, Nicholas D Embleton, Adrian Munteanu, and Edmond SL Ho. A pose-based feature fusion and classification framework for the early prediction of cerebral palsy in infants. *IEEE Transactions on Neural Systems and Rehabilitation Engineering*, 30:8–19, 2021.
- [24] Alejandro Newell, Zhiao Huang, and Jia Deng. Associative embedding: End-to-end learning for joint detection and grouping. *Advances in neural information processing systems*, 30, 2017.

- [25] Kai Su, Dongdong Yu, Zhenqi Xu, Xin Geng, and Changhu Wang. Multi-person pose estimation with enhanced channel-wise and spatial information. In *Proceedings of the IEEE/CVF conference on computer vision and pattern recognition*, pages 5674–5682, 2019.
- [26] Ke Sun, Bin Xiao, Dong Liu, and Jingdong Wang. Deep high-resolution representation learning for human pose estimation. In *Proceedings of the IEEE/CVF conference on computer vision and pattern recognition*, pages 5693–5703, 2019.
- [27] Lei Tian, Peng Wang, Guoqiang Liang, and Chunhua Shen. An adversarial human pose estimation network injected with graph structure. *Pattern Recognition*, 115:107863, 2021.
- [28] Petar Veličković, Guillem Cucurull, Arantxa Casanova, Adriana Romero, Pietro Lio, and Yoshua Bengio. Graph attention networks. *arXiv preprint arXiv:1710.10903*, 2017.
- [29] Jian Wang, Xiang Long, Yuan Gao, Errui Ding, and Shilei Wen. Graph-pcnn: Two stage human pose estimation with graph pose refinement. In *European Conference on Computer Vision*, pages 492–508. Springer, 2020.
- [30] Shih-En Wei, Varun Ramakrishna, Takeo Kanade, and Yaser Sheikh. Convolutional pose machines. In *Proceedings of the IEEE conference on Computer Vision and Pattern Recognition*, pages 4724–4732, 2016.
- [31] Feng Xia, Ke Sun, Shuo Yu, Abdul Aziz, Liangtian Wan, Shirui Pan, and Huan Liu. Graph learning: A survey. *IEEE Transactions on Artificial Intelligence*, 2(2):109–127, 2021.
- [32] Bin Xiao, Haiping Wu, and Yichen Wei. Simple baselines for human pose estimation and tracking. In *Proceedings of the European conference on computer vision (ECCV)*, pages 466–481, 2018.
- [33] Rawan I Yaghi, Hossam Faris, Ibrahim Aljarah, Ala’M Al-Zoubi, Ali Asghar Heidari, and Seyedali Mirjalili. Link prediction using evolutionary neural network models. In *Evolutionary Machine Learning Techniques*, pages 85–111. Springer, 2020.
- [34] Lixin Yang, Xinyu Zhan, Kailin Li, Wenqiang Xu, Jiefeng Li, and Cewu Lu. Cpf: Learning a contact potential field to model the hand-object interaction. In *Proceedings of the IEEE/CVF International Conference on Computer Vision*, pages 11097–11106, 2021.
- [35] Sen Yang, Zhibin Quan, Mu Nie, and Wankou Yang. Transpose: Keypoint localization via transformer. In *Proceedings of the IEEE/CVF International Conference on Computer Vision*, pages 11802–11812, 2021.
- [36] Yuhui Yuan, Rao Fu, Lang Huang, Weihong Lin, Chao Zhang, Xilin Chen, and Jingdong Wang. Hrformer: High-resolution vision transformer for dense predict. *Advances in Neural Information Processing Systems*, 34:7281–7293, 2021.
- [37] Charles Zastrow, Karen K Kirst-Ashman, and Sarah L Hessenauer. *Empowerment series: understanding human behavior and the social environment*. Cengage Learning, 2019.

- [38] Hong Zhang, Hao Ouyang, Shu Liu, Xiaojuan Qi, Xiaoyong Shen, Ruigang Yang, and Jiaya Jia. Human pose estimation with spatial contextual information. *arXiv preprint arXiv:1901.01760*, 2019.
- [39] Muhan Zhang and Yixin Chen. Link prediction based on graph neural networks. *Advances in neural information processing systems*, 31, 2018.
- [40] Peng Zhang, Xiang Wang, Futian Wang, An Zeng, and Jinghua Xiao. Measuring the robustness of link prediction algorithms under noisy environment. *Scientific reports*, 6(1):1–7, 2016.
- [41] Ce Zheng, Wenhan Wu, Taojiannan Yang, Sijie Zhu, Chen Chen, Ruixu Liu, Ju Shen, Nasser Kehtarnavaz, and Mubarak Shah. Deep learning-based human pose estimation: A survey. *ArXiv*, abs/2012.13392, 2019.