



UNIVERSITY OF NOVI SAD TECHNICAL FACULTY "MIHAJLO PUPIN" ZRENJANIN



ITROCONFERENCE¹³
INFORMATION TECHNOLOGY AND EDUCATION DEVELOPMENT



ITROCONFERENCE¹³

INFORMATION TECHNOLOGY AND EDUCATION DEVELOPMENT



PROCEEDINGS

ZRENJANIN, November 2022



UNIVERSITY OF NOVI SAD
TECHNICAL FACULTY "MIHAJLO PUPIN"
ZRENJANIN
REPUBLIC OF SERBIA



XIII INTERNATIONAL CONFERENCE OF
**INFORMATION TECHNOLOGY AND
DEVELOPMENT OF EDUCATION**
ITRO 2022
PROCEEDINGS OF PAPERS



XIII MEĐUNARODNA KONFERENCIJA
**INFORMACIONE TEHNOLOGIJE I
RAZVOJ OBRAZOVANJA**
ITRO 2022
ZBORNIK RADOVA

ZRENJANIN, NOVEMBER 2022

Publisher and Organiser of the Conference:
**University of Novi Sad, Technical faculty „Mihajlo Pupin“, Zrenjanin,
Republic of Serbia**

For publisher:

**Dragica Radosav, Ph. D, Professor,
Dean of the Technical faculty „Mihajlo Pupin“, Zrenjanin, Republic of Serbia**

Editor in Cheaf - President of OC ITRO 2022:

Dragana Glušac, Ph. D, Professor

Proceedings editor:

Marjana Pardanjac, Ph. D, Associate Professor

Technical design:

Snežana Jokić, Ph. D, Assistant Professor

Maja Gaborov MSc, Assistant

Nemanja Tasić MSc, Assistant

Circulation: **50**

ISBN: 978-86-7672-362-1

CIP - Каталогизacija u publikaciji
Библиотеке Матице српске, Нови Сад

37.01:004(082)(0.034.4)

37.02(082)(0.034.4)

**INTERNATIONAL Conference of Information Technology and Development of Education
ITRO (13 ; 2022 ; Zrenjanin)**

Proceedings of papers [Elektronski izvor] / XIII International Conference of Information
Technology and Development of Education ITRO 2022 = Zbornik radova / XIII međunarodna
konferencija Informacione tehnologije i razvoj obrazovanja ITRO 2022, Zrenjanin, November
2022 ; [editor in chief Dragana Glušac]. - Zrenjanin : Technical Faculty "Mihajlo Pupin", 2023. -
1 elektronski optički disk (CD-ROM) : tekst, ilustr. ; 12 cm

Sistemske zahteve: Nisu navedeni. - Nasl. sa naslovnog ekrana. - Elektronska publikacija u
formatu pdf opsega XI, 221 str. - Tiraž 50. - Bibliografija uz svaki rad.

ISBN 978-86-7672-362-1

а) Информационе технологије -- Образовање -- Зборници б) Образовна технологија --
Зборници

COBISS.SR-ID 107092745

PARTNERS INTERNATIONAL CONFERENCE

**South-West University „Neofit Rilski”
Faculty of Education, Blagoevgrad,
Republic of Bulgaria**



**SOUTH WEST UNIVERSITY
“NEOFIT RILSKI”**

**Technical University of Košice
Faculty of Electrical Engineering and Informatics
Slovak Republic**



**University Goce Delcev Stip
Republic of Macedonia**



THE SCIENCE COMMITTEE:

Sashko Plachkov, Ph.D, Professor, South-West University "Neofit Rilski"/Department of Education, Blagoevgrad, Republic of Bulgaria

Nina Bijedić, Ph.D, Professor, Applied mathematics, Faculty of Informatics Bosnia and Herzegovina

Mirjana Kocaleva, Ph.D, Professor, Faculty of Informatics, University "Goce Delčev", Štip, North Macedonia

Narendra Chotaliya, Ph.D, Professor, MP Shah Arts & Science College, Surendranagar, Saurashtra University, Rajkot, India

Madhusudan Bhatt, Ph.D, Professor, R.D. National College, affiliated to University of Mumbai, India

Csaba Szabó, Doc. Ing., Technical University of Košice, Slovakia

Dragoljub Krneta, Ph.D, Professor, Elektrotehnički fakultet, Univerzitet u Istočnom Sarajevu, Bosnia and Herzegovina

Gordana Jotanović, Ph.D, Professor, Univerzitet u Istočnom Sarajevu, Saobraćajni fakultet, Doboj, Bosnia and Herzegovina

Žolt Namesztovski, Ph.D, Professor, Učiteljski fakultet u Subotici, Serbia

Dušan Starčević, Ph.D, Professor, Faculty of Organizational Sciences, Belgrade, Serbia

Josip Ivanović, PhD, Professor, Hungarian Language Teacher Training Faculty, Subotica, Serbia

Mirjana Segedinac, Ph.D, Professor, Faculty of Science, Novi Sad, Serbia

Branko Markoski, Ph.D, Professor, Faculty of Technical Sciences, Novi Sad, Serbia

Dragica Radosav, Ph.D, Professor, Technical Faculty "Mihajlo Pupin" Zrenjanin, Serbia

Ivana Berković, Ph.D, Professor, Technical Faculty "Mihajlo Pupin" Zrenjanin, Serbia

Biljana Radulović, Ph.D, Professor, Technical Faculty "Mihajlo Pupin" Zrenjanin, Serbia

Miodrag Ivković, Ph.D, Professor, Technical Faculty "Mihajlo Pupin" Zrenjanin, Serbia

Dragana Glušac, Ph.D, Professor, Technical Faculty "Mihajlo Pupin" Zrenjanin, Serbia

Marjana Pardanjac, Ph.D, Professor, Technical Faculty "Mihajlo Pupin" Zrenjanin, Serbia

Vladimir Brtko, Ph.D, Professor, Technical Faculty "Mihajlo Pupin" Zrenjanin, Serbia

Željko Stojanov, Ph.D, Professor, Technical Faculty "Mihajlo Pupin" Zrenjanin, Serbia

Dalibor Dobrilović, Ph.D, Professor, Technical Faculty "Mihajlo Pupin" Zrenjanin, Serbia

Zoltan Kazi, Ph.D, Professor, Technical Faculty "Mihajlo Pupin" Zrenjanin, Serbia

Ljubica Kazi, Ph.D, Professor, Technical Faculty "Mihajlo Pupin" Zrenjanin, Serbia

Đurđa Grijak, Ph.D, Professor, Technical Faculty "Mihajlo Pupin" Zrenjanin, Serbia

Snežana Jokić, Asst. Ph.D, Technical Faculty "Mihajlo Pupin" Zrenjanin, Serbia

Vesna Makitan, Asst. Ph.D, Technical Faculty "Mihajlo Pupin" Zrenjanin, Serbia

Eleonora Brtko, Asst. Ph.D, Technical Faculty "Mihajlo Pupin" Zrenjanin, Serbia

Višnja Ognjenović, Asst. Ph.D, Technical Faculty "Mihajlo Pupin" Zrenjanin, Serbia

THE ORGANIZING COMMITTEE:

Dragana Glušac, Ph.D, Professor, Technical Faculty “M. Pupin” Zrenjanin, R. of Serbia
- Chairman of the Conference ITRO 2022

Dragica Radosav, Ph.D, Professor, Technical Faculty “M. Pupin” Zrenjanin, Serbia

Jelena Stojanov, Ph.D, Associate Professor, Technical Faculty “M. Pupin” Zrenjanin, Serbia

Marjana Pardanjac, Ph.D, Associate Professor, Technical Faculty “M. Pupin” Zrenjanin, Serbia

Đurđa Grijak, Ph.D, Associate Professor, Technical Faculty “M. Pupin” Zrenjanin, Serbia

Snežana Jokić, Ph.D, Assistant Professor, Technical Faculty “M. Pupin” Zrenjanin, Serbia

Vesna Makitan, Ph.D, Assistant Professor, Technical Faculty “M. Pupin” Zrenjanin, Serbia

Nemanja Tasić, M.Sc, Assistant, Technical Faculty “M. Pupin” Zrenjanin, Serbia

Maja Gaborov, M.Sc, Assistant, Technical Faculty “M. Pupin” Zrenjanin, Serbia

All rights reserved. No part of this Proceeding may be reproduced in any form without written permission from the publisher.

The editor and the publisher are not responsible either for the statements made or for the opinion expressed in this publication.

The author warrants that the article is original, written by stated author/s, has not been published before, contains no unlawful statements, does not infringe the rights of others, is subject to copyright that is vested exclusively in the author and free of any third party rights, and that any necessary written permissions to quote from other sources have been obtained by the author/s.

Authors retain the following rights:

- *copyright, and other proprietary rights relating to the article, such as patent rights,*
- *the right to use the substance of the article in future works, including lectures and books,*
- *the right to reproduce the article for own purposes, provided the copies are not offered for sale,*
- *the right to self-archive the article.*

The Proceedings have been published in a digital format on the Faculty web site.

INTRODUCTION

This Proceedings comprises papers from the International conference on Information technology and development of education that is held on line on November 25th 2022. The International conference on Information technology and development of education has had a goal to contribute to the development of education in Serbia and in the region, as well as, to gather experts in natural and technical sciences' teaching fields. The expected scientific-skilled analysis of the accomplishment in the field of the contemporary information and communication technologies, as well as analysis of state, needs and tendencies in education all around the world and in our country have been realized. The authors and the participants of the Conference have dealt with the following thematic areas: - Theoretical and methodological questions of contemporary pedagogy - Personalization and learning styles - Social networks and their influence on education - Children security and safety on the Internet - Curriculum of contemporary teaching - Methodical questions of natural and technical sciences subject teaching - Lifelong learning and teachers' professional training - E-learning - Education management - Development and influence of IT on teaching - Information communication infrastructure in teaching process All submitted papers have been reviewed.

The papers presented on the Conference and published in this Proceedings can be useful for teacher while learning and teaching in the fields of IT, informatics, technics and other teaching subjects and activities. At the end of the conference, and based on the papers of our participants, we conclude that the main focus points of this moment in education. Contribution to science and teaching development in this region and wider has been achieved in this way.

The ITRO Organizing Committee would like to thank the authors of papers, reviewers and participants in the Conference who have contributed to its tradition and successful realization.

Chairman of the Organizing Committee
Ph.D Dragana Glušac

IN MEMORIAM PROFESSOR DIJANA KARUOVIĆ 1978-2022.

We especially want to pay tribute to our late colleague professor Dijana Karuović PhD, as one of the founders of the ITRO conference.

To all of us who knew her, professor Dijana Karuović will be a symbol of professional attitude towards work, dedication and loyalty to the institution to which she belonged. Behind HER remain her wonderful children, her many scientific works, her goodness and her love.

We are grateful to have known her.

Also, we will always remember our dear colleague professor Ivan Tasić, PhD, who passed away in 2019.

Our team thus suffered an irreparable loss, and their names will forever remain on the pages of the conference proceedings.



Professor Dijana Karuović and professor Ivan Tasić

CONTENTS

INVITED LECTURE

Ž. Namestovski, A. Buda, G. Molnár, Z. Szúts SKILL AND COMPETENCE DEVELOPMENT AT THE WORLD ROBOT OLYMPIAD (WRO) COMPETITION.....	3
---	---

SCIENTIFIC PAPERS

D. Karuović, M. Pardanjac, S. Jokić ABILITIES TO ORGANIZE LEARNING AS FACTORS OF SUCCESS OF DISTANCE LEARNING.....	11
D. Letić, I. Berković, V. Ognjenović, B. Radulović and V. Makitan GENERAL WALLIS INTEGRAL FORMULA IN THE DEFINITION OF PRECISE HYPERSPHERICAL CAPS	15
I. Borjanović, D. Popović, Ž. Eremić, N. Tihi COMPUTING SUMMER SCHOOL.....	19
A.R. Afshari, D. Radosav, S. Stanisavljev IOT PROJECT MANAGEMENT	22
D. Tadić, B. Maljugić, A. Kovačević IMPACT OF SOCIETY 5.0 ON EDUCATIONAL INSTITUTIONS AND EDUCATIONAL WORKERS.....	28
V. Tadić, Á. Odry, Z. Király, Z. Vízvári, G. I. Szabó, J. Sárosi, I. Bíró, P. Odry MICROORGANISMS DETECTION USING CIRCULAR GABOR FILTER.....	33
D. Čolović, Lj. Kazi, V. Amižić, D. Bomble, V. Popov CLEAN CODE PRINCIPLES USED IN PHP APPLICATION.....	38
S. Raičević, V. Nikolić, V. Premčevski, B. Markoski, A. Sofić CLUSTERING SERBIAN TEXT DOCUMENTS.....	44
N. Bijedić, D. Gašpar, S. Kapetanović, I. Memić STUDENTS' NETWORKING WITH INDUSTRY FOSTER SUCCESSFUL IT CURRICULUM COMPLETION	51

Z. Kazi, Lj. Kazi, N. Chotaliya INTRODUCING THE R PROGRAMMING LANGUAGE IN UNIVERSITY TEACHING	55
R. Timovski, T. A. Pachemska, D. Iliev, B. Aleksov ASSESSMENT REPORT AND FUNCTIONAL QUALITATIVE ANALYSIS OF THE CURRENT CONDITION REGARDING THE QUALIFICATION STANDARD: TEACHER IN HIGHER EDUCATION IN REPUBLIC OF NORTH MACEDONIA ...	60
D. Kovač, M. Bakator, M. Kavalić, E. Terek Stojanović, V. Gluvakov, M. Gaborov EDUCATION AND TRAINING OF EMPLOYEES AS INFLUENCING FACTORS ON BUSINESS PERFORMANCE	65
E. Pavlova Tosheva EDUCATIONAL ROBOTICS IN TECHNOLOGICAL EDUCATION.....	70
M. Mattová, M. Kapa, B. Sobota, Š. Korečko TEXT-ICONIC METHOD OF LEARNING WITH SIGN LANGUAGE SUPPORT IN SHARED VIRTUAL SCHOOL ENVIRONMENT	73
V. Gluvakov, M. Bakator, D. Kovač, S. Stanisavljev, D. Bajić THE RELATIONSHIP BETWEEN EDUCATION MANAGEMENT AND ORGANIZATIONAL LEARNING AS PART OF KNOWLEDGE MANAGEMENT.....	79
N. Pop Tomov, N. Koceska and S. Koceski THE USE OF AUGMENTED REALITY IN GEOMETRY TEACHING	84
B. Sobota, M. Mattová, Š. Korečko EXPERIMENTAL USE OF ALTERNATIVE BIOMETRIC DEVICES IN A MULTIMODAL USER INTERFACE FOR TRUSTWORTHY INTERACTION IN A VIRTUAL REALITY ENVIRONMENT	88
M. Gaborov, D. Milosavljev, J. Grujić, V. Gluvakov, D. Kreculj, N. Ratković Kovacevic OVERVIEW OF CELLULAR VEHICLE-TO-EVERYTHING AND VEHICLE-TO- EVERYTHING BASED ON DEDICATED SHORT-RANGE COMMUNICATION.....	94
A. Kovačević THE IMPORTANCE OF APPLICATION OF INDUSTRY 5.0 IN THE EDUCATION SYSTEM.....	100
J. Stojanov, T. Sekulic, D. Risteski HOW TO INCREASE MATHEMATICS TEACHER'S DIGITAL COMPETENCIES	103

N. Stojković, L. K. Lazarova, A. S. Ilievska, B. Tashkova APPLICATION OF SORTING ALGORITHMS IN SHOPPING ASSISTANT APPLICATION.....	107
D. Čočkalović, M. Bakator, S. Stanisavljević, M. Nikolić, E. Terek Stojanović, M. Kavalović YOUTH ENTREPRENEURSHIP DEVELOPMENT THROUGH EFFECTIVE EDUCATION MANAGEMENT: FRAMEWORK, CHALLENGES, AND GUIDELINES	112
J. Grujić, M. Gaborov DIGITALIZATION IN LANGUAGE SCHOOL TEACHING- RUSSIAN LANGUAGE TEACHING ON THE TERRITORY OF THE AUTONOMOUS PROVINCE OF VOJVODINA.....	116
N. Stojanović, V. Makitan, E. Brtka and V. Brtka LATEST TECHNOLOGIES IN WEB SITE/APPLICATION DEVELOPMENT	122
D. Bogatinov, A. Stojanovska Ilievska MICROCOMPUTER TK8-A FOR SOLAR SYSTEM.....	127
S. Jokić, V. Srdić, M. Hadžić, A. Ilić FORMATIVE ASSESSMENT IN DISTANCE EDUCATION – EXAMPLES FROM THE PRACTICE OF ENGLISH LANGUAGE TEACHING IN PRIMARY SCHOOL	131
Cs. Szabó, B. Osif and E.M.M. Alzeyani PROJECT PLANNING SUPPORT FOR WATERFALL SOFTWARE PROJECT MANAGEMENT SIMULATIONS	135
E. Karamazova Gelova, M. Kocaleva Vitanova ANALYSIS OF STUDENT ACHIEVEMENTS IN TEACHING MATRIX USING GEOGEBRA SOFTWARE.....	141
M. Kocaleva Vitanova, B. Zlatanovska, E. Karamazova Gelova, A. Stojanovska Ilievska, M. Miteva APACHE HTTP SERVER AS FORWARD PROXY SERVER	147
N. Stojanović, V. Makitan and E. Brtka ANALYSIS OF THE RESULT OF IT PROJECT “BANDGRID PLATFORM”	154
M. Kovačević, M. Lazić, N. Tasić QUALITY ASSURANCE SYSTEM IN HIGHER APPLIED EDUCATION	160

M. Petrović, A. Filipović, V. Nikolić EXAMPLE OF FCM APPLICATION IN SUBJECTIVELY ORIENTED PROBLEMS	165
P. Petrović, N. Čoso, S. Maravić Čisar, R. Pinter TRAINING AND UTILIZING A GENERAL-PURPOSE SOUND CLASSIFICATION MODEL USING TENSORFLOW LITE AND FLUTTER	170
S. Šević, S. Jokić, M. Pardanjac, D. Šević SCHOOL AND COMMUNITY COLLABORATION.....	176
M. Mabić, D. Gašpar, I. Ćorić STUDENT'S UNDERSTANDING OF DIGITAL LITERACY	180
R. Pinter, S. Maravić Čisar, L. Sedmina MEASURING READABILITY AND UNDERSTANDING OF PROGRAM CODE THROUGH EYE TRACKING	185
D. Banović, D. Glušac THE AUTHORITY OF COMPUTER SCIENCE TEACHER	191
D. Nedic, G. Jotanovic LEARNING MATHEMATICAL CONTENTS USING SMART EDUCATIONAL TECHNOLOGIES	196
S. Koceski, N. Koceska USING EDUCATIONAL GAMES FOR LEARNING NATURAL SCIENCE	200
M. Kovačević, M. Lazić, N. Tasić THE ROLE AND IMPORTANCE OF PRINCIPLES, SUBJECTS, AND MEASURES FOR QUALITY ASSURANCE IN THE QUALITY ASSURANCE SYSTEM OF HIGHER SCHOOLS OF APPLIED STUDIES	204
K. Kuk, V. Nikolić, B. Popović, P. Čisar, V. Stojanović IMPLEMENTATION THE SIMILAR-TASK ALGORITHM IN GRAPH AND RELATIONAL DATABASE.....	209
S. Mihajlović, M. Mazalica and D. Dobrilović OVERVIEW OF SIMULATION TOOLS FOR FOG, EDGE AND CLOUDING COMPUTING	215

Analysis of Student Achievements in Teaching Matrix Using Geogebra Software

E. Karamazova Gelova and M. Kocaleva Vitanova
Faculty of computer science, University Goce Delchev, Shtip, North Macedonia
elena.gelova@ugd.edu.mk, mirjana.kocaleva@ugd.edu.mk

Abstract - The achievement of students after completion of teaching process in each subject is what is quite important for both professors and students. This research deals with the analysis of students' achievements for the topic matrices, in a "traditional" way and teaching enriched with free software. The introduction of software in the teaching process as "modernized" approach to teaching aims to increase student activity, to raise the teaching process to a higher level, to raise a student's achievements and to motivate students to learn more independently.

I. INTRODUCTION

The interest in studying at technical faculties has tended to decline in recent years. It is a result of the general opinion that studying at a technical faculty is not easy. To change the current situation, analyzes must be made for the way in which the teaching process will be carried out to find a solution for greater motivation for learning, achieving better results and increasing the number of students at the mentioned faculties. This paper is also derived from the idea of finding the most appropriate way to perform teaching to achieve better results in mathematics subjects. Here, we investigate the results achieved by students for the topic matrices before and after used free education software. The aim of this paper is to compare the results of students for the topic matrices after classical teaching and after teaching with free education software. The students are from the Faculty of natural and technical science at Goce Delchev University - Stip. In this paper the results of the students' achievements will be listed so that the results of the students achieved during classical learning will be shown first, and then the results of the students after learning with software. Between the results of the two tests several solved examples of matrices using Geogebra will be listed. Also, applets have been created for some of them, for which links are given, with which help students can solve similar tasks. Also, for some calculations required in the given examples, commands are given which is used to obtain the solutions. In the end a conclusion from the results of both tests will be drawn.

The educational software that we decided to use is Geogebra. Everything we need to know about Geogebra software can be found in [9] and [10]. Here we can find more mathematics problems solved using Geogebra software from different mathematical topics.

Free softwar Geogebra in [5] is use for visually presenting the shape of which are calculate the volume. In that way the students can calculate the volume of the shapes and at the same time, they can present the shape visually and see what they calculate. The topic of [4] is to use computers in the lesson of Calculating the surface of a flat figure – the application of definite integral. The purpose of [4] is to master the same school program in two different methods: the first is the traditional method and the second is using computers, or more precisely, the Geogebra software. In [3] author shows how in a simple and interesting way the function flow in the Geogebra program package is examined.

Application of modern digital technologies in teaching has changed teaching methods. [1] is based on forming a teaching model in order to improve the level of ICT knowledge and skills of students applicable in the area of technical sciences. The purpose of [2] was to master the same school program in two different methods: the first was the traditional method and the second was using computers, or more precisely, the Geogebra software. The aim of the testing conducted after teaching the above-mentioned unit was to show the effect of using computers in teaching.

There is more research in which the main goal is to see the importance of ICT in the teaching process in mathematical subjects. Like that, paper [6] is the research in which there are two groups of students, from two Universities: Mother Teresa Skopje and Goce Delchev Stip. In the paper are process mathematical content in two different ways (some with Geogebra and on a computer, and others without visualization and Geogebra). Then the testing is done, the results is compared, and a conclusion is drawn.

Many high school teachers face questions from their students about the applicability of mathematical contents. For that reason, in paper [7] authors try to answer students question related to linear programming problems and solved them using Geogebra. The article [8] describes the observations of the experimental teaching conducted in the high school in Košice, where Geogebra was used. Geogebra was used for the first time in students' lives for solving a linear optimization word problem.

II. MAIN RESULTS

Matrix is a topic that is very important for students of technical faculties because its application is large. The importance of its application in most areas of technology and engineering, as well as other disciplines of mathematics on the one hand, the growing tendency of the number of weaker students from year to year on the other hand were reasons to find a solution to increase the motivation to learn. We decided to achieve our goal by introducing the Geogebra software in the study of some mathematics topic. We decide that to be topic matrices. To see how much the Geogebra software will help us in achieving our goal, we will analyze the student's achievement after classical learning of the given topic and learning with software. The results of the testing will be presented, and the conclusion will be drawn.

First, after studying the topic of matrices in a traditional way, we did a test on a group of 23 students from the Faculty of natural and technical sciences to see if the results were satisfactory. The test consisted of 6 tasks. Tasks are shown below:

1. Calculate $2A-3B$ if

$$A = \begin{pmatrix} 1 & -1 & 2 \\ 3 & 0 & 1 \\ -1 & 4 & 1 \end{pmatrix}, B = \begin{pmatrix} 0 & 1 & 0 \\ 0 & 0 & -1 \\ 0 & -1 & 0 \end{pmatrix}$$

2. Calculate $2AB+C$ if

$$A = \begin{pmatrix} 5 & -2 \\ -3 & 1 \\ 2 & 0 \\ 0 & 4 \end{pmatrix}, B = \begin{pmatrix} 3 & 4 & -1 \\ 0 & 2 & 0 \end{pmatrix}$$

$$C = \begin{pmatrix} 0 & -1 & 2 \\ 2 & 0 & 1 \\ 2 & -2 & 3 \\ 0 & 8 & 0 \end{pmatrix}$$

3. Calculate $(AB)^T$ and $B^T A^T$ if

$$A = \begin{pmatrix} 1 & 0 & 1 \\ 0 & 0 & 2 \end{pmatrix}, B = \begin{pmatrix} 2 & 1 \\ 0 & 0 \\ -1 & 1 \end{pmatrix}. \text{ What do}$$

you conclude?

4. Find the inverse of $A = \begin{pmatrix} 0 & 1 & -2 \\ -1 & 2 & 3 \\ 0 & 2 & -1 \end{pmatrix}$.

5. Calculate A^3 , if $A = \begin{pmatrix} 1 & -2 & 0 \\ 3 & -1 & 2 \\ 0 & 4 & -3 \end{pmatrix}$.

6. Find the rank of the matrix

$$\begin{pmatrix} 0 & 1 & 3 & 0 & 1 \\ 1 & 1 & 5 & -1 & 0 \\ -2 & 0 & -2 & 3 & 1 \end{pmatrix}.$$

Each test task carries 5 points.

Information about the group of tested students is given in the following table

Variables		N
Group		23
Age	18-21	20
	other	3
Gender	F	15
	M	8

The results of the testing after the lessons conducted in the traditional way in which the topic matrices was studied are:

Table 2. Students' achievements after learning in the traditional way

Number of students	23
Number of students who scored over 15 points	12

Number of students who scored below 15 points	11	
student achievements	Tasks	Number of students who solved it completely correct
	1	20
	2	15
	3	11
	4	10
	5	17
	6	2

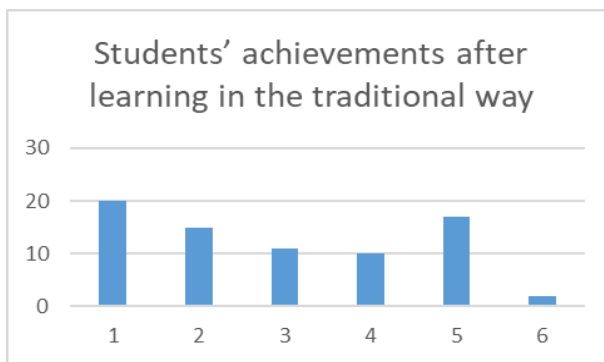


Figure 1. Result of testing after learning in the traditional way

Since the topic is very important for the students of the technical faculties, and the results were not the satisfactory, we decided to introduce changes. The changes were aimed at re-studying the topic with the application of ICT. The educational software which we decided to use was Geogebra, primarily because it is free and on the other hand it is easy to use.

In that way, in the following we will state how in Geogebra we can calculate the sum of matrices, the product of matrices, the determinant of a matrix, the inverse of a given matrix and the transpose and rank of a given one. For some calculations, we will also put links to applets that we are created in Geogebra to help students to learn.

Solve the problems with the help of Geogebra software:

Example 1. Calculate $A+B$ and $B+A$ if it is possible for the following matrixes:

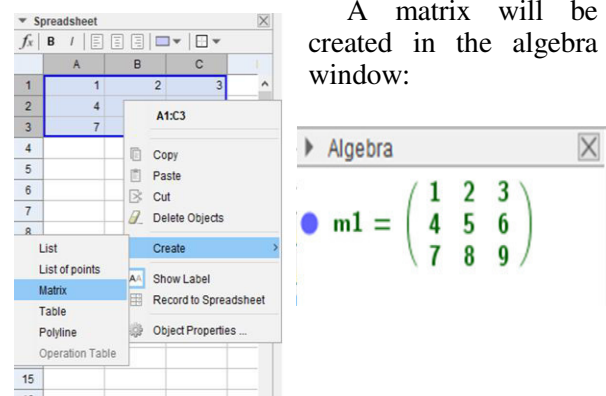
$$a) A = \begin{pmatrix} 1 & 2 & 3 \\ 4 & 5 & 6 \\ 7 & 8 & 9 \end{pmatrix}, B = \begin{pmatrix} 3 & 4 & 5 \\ 1 & 9 & 5 \\ 4 & 7 & 9 \end{pmatrix}$$

$$b) A = \begin{pmatrix} 1 \\ 4 \\ 7 \end{pmatrix}, B = (1 \quad -1 \quad 0).$$

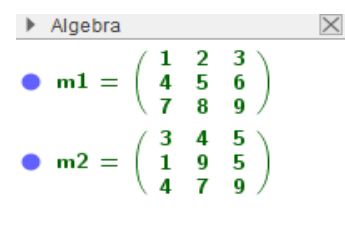
Solution. a) In Geogebra we write the elements of the first matrix, in the previously given sum in the same order as in the matrix, in the table which we get by selecting View → Spreadsheet. We select the cells and right click on them.

Then we choose Create → Matrix.

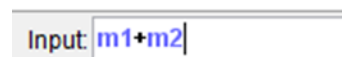
A matrix will be created in the algebra window:



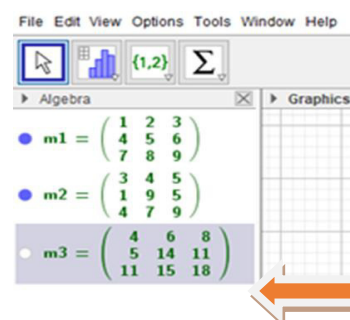
We can see that the matrix has been given the tag m1. We create the matrix B in the same way. That matrix also appears in the algebraic window with tag m2:



In the input field we enter:



Then we press Enter from the keyboard and the result appears in the algebraic window



To find $B+A$ in the input field we enter $m2+m1$ and we get the same result.

b) In the same way as example 1 a) we enter the matrices into Geogebra. For the result from adding $A+B$ and $B+A$ we get in the algebra window

$$\bullet m1 = \begin{pmatrix} 1 \\ 4 \\ 7 \end{pmatrix}$$

$$\bullet m2 = \begin{pmatrix} 1 & (1) & 0 \end{pmatrix}$$

$$\bullet I1 = \{ \}$$

from which we can see that the sum $A+B$ cannot be found. Also and the sum $B+A$.

Example 2. For matrices in example 1 find products AB and BA if it is possible.

Solution: a) To find product AB in the input field we enter $m1*m2$ and in the algebra windows we get matrix $m4$ which is the resulting matrix:

$$\circ m4 = \begin{pmatrix} 17 & 43 & 42 \\ 41 & 103 & 99 \\ 65 & 163 & 156 \end{pmatrix}$$

Product BA we calculate so in the input field we enter $m2*m1$ and we get matrix $m5$

$$\circ m5 = \begin{pmatrix} 54 & 66 & 78 \\ 72 & 87 & 102 \\ 95 & 115 & 135 \end{pmatrix}$$

b) In the same way as a) for the product AB we get matrix $m3$ in Geogebra

$$\circ m3 = \begin{pmatrix} 1 & (1) & 0 \\ 4 & (4) & 0 \\ 7 & (7) & 0 \end{pmatrix}$$

And for product BA matrix $m4$:

$$\circ m4 = ((3))$$

Example 3. To multiply the matrix $\begin{pmatrix} 2 & 3 & 4 & 5 \\ -1 & 2 & 5 & 9 \end{pmatrix}$ by $\frac{1}{2}$.

Solution: In the input field in a new Geogebra window, we enter the given matrix, which is tagged automatically with $m1$, then we enter

Input: $\frac{1}{2}m1$

and in the algebraic window the matrix $m2=(1/2)m1$ is obtained:

Algebra window showing:

$$\bullet m1 = \begin{pmatrix} 2 & 3 & 4 & 5 \\ (1) & 2 & 5 & 9 \end{pmatrix}$$

$$\circ m2 = \begin{pmatrix} 1 & 1.5 & 2 & 2.5 \\ (0.5) & 1 & 2.5 & 4.5 \end{pmatrix}$$

Example 4. Find the inverse matrix

of $\begin{pmatrix} 3 & 4 & 5 \\ 1 & 9 & 5 \\ 4 & 7 & 9 \end{pmatrix}$.

Solution. We are working in the previous Geogebra window in which the matrix given in this example was entered and was tag with $m2$. To find the inverse of $m2$ in the input field we enter:

Input: $Invert(m2)$

At the same time, in the algebraic window, we get the matrix $I1$ which is the inverse of $m2$.

$$\circ I1 = \begin{pmatrix} 1.24 & (0.03) & (0.68) \\ 0.3 & 0.19 & (0.27) \\ (0.78) & (0.14) & 0.62 \end{pmatrix}$$

With <https://www.geogebra.org/m/bnfqen2r> an applet is given which students can be used to calculate the inverse of a 3×3 matrix. Command that is use in Geogebra for find inverse matrix is $Invert(<Matrix>)$.

Example 5. Find the transpose matrix of

$$\begin{pmatrix} 1 & 2 & 3 \\ 4 & 5 & 6 \\ 7 & 8 & 9 \end{pmatrix}$$

Solution. In the input field we enter

Input: $Transpose(m1)$

because the given matrix in this example get automatically tag $m1$ after entering it in the spreadsheet. In the algebra windows we get matrix $m6$:

$$\circ m6 = \begin{pmatrix} 1 & 4 & 7 \\ 2 & 5 & 8 \\ 3 & 6 & 9 \end{pmatrix}$$

which is transpose of $\begin{pmatrix} 1 & 2 & 3 \\ 4 & 5 & 6 \\ 7 & 8 & 9 \end{pmatrix}$.

So, the command that is use for finding transpose matrix is $Transpose(<Matrix>)$.

With <https://www.geogebra.org/upload/633546b449cd9/?lang=mk> an applet is given that can be used by students for calculate the sum and the product of two 3x3 matrices and the transpose of a 3x3 matrix.

Example 6. Find the number of rows and columns of the matrix $\begin{pmatrix} 2 & 1 & 4 & -3 \\ -1 & 6 & 5 & 9 \end{pmatrix}$.

Solution. In the input field of a new Geogebra window, we first enter the given matrix, which is automatically tagged with m1, then we enter the command $Dimension(m1)$:

Input: $Dimension(m1)$

and in the Algebraic windows we get

$m1 = \begin{pmatrix} 2 & 1 & 4 & (3) \\ (1) & 6 & 5 & 9 \end{pmatrix}$
 $n1 = \{2, 4\}$

Just below of the matrix m1 in the algebraic window we get the number of rows and columns of the matrix m1.

Example 7. Find the determinant of the matrix $\begin{pmatrix} 1 & 2 & 3 \\ 4 & 5 & 6 \\ 7 & 8 & 9 \end{pmatrix}$.

Solution. We find the determinant of a matrix with the command $Determinant(Matrix)$. We write the command in the input field using the keyboard. So, for matrix m1 in the input field we enter

Input: $Determinant(m1)$

And in algebra windows we get

$a = 0$

which means the value of the determinant is zero.

Example 8. Find the rank of the matrix

$$\begin{pmatrix} 1 & 2 & 3 & 4 & 5 & 6 \\ 2 & 3 & 4 & 5 & 6 & 7 \\ 3 & 4 & 5 & 6 & 7 & 7 \\ 7 & 8 & 9 & 10 & 11 & 12 \end{pmatrix}$$

Solution. Rank of the matrix in Geogebra we can find with the command $MatrixRank(<Matrix>)$. So we enter the given matrix in spreadsheet and

then in input field we enter $MatrixRank(m1)$ because the entered matrix got tag m1 and we get in Algebraic windows:

$m1 = \begin{pmatrix} 1 & 2 & 3 & 4 & 5 & 6 \\ 2 & 3 & 4 & 5 & 6 & 7 \\ 3 & 4 & 5 & 6 & 7 & 7 \\ 7 & 8 & 9 & 10 & 11 & 12 \end{pmatrix}$
 $a = 3$

Rank of the 4x6 matrix can be find with applet given with <https://www.geogebra.org/m/daxep5wu>.

After the classes in which tasks were solved with the help of Geogebra, listed above and in which to the students were sent links from the applets also listed above and many others created by us, we again conducted testing on the same group of 23 students. In the new test, the students had to solve the similar tasks as in the first test but now with the help of Geogebra. Solving time in the first test was 90 minutes, and in the second 60 minutes. Results of the second test are given in table 3:

Table 3. Students' achievements after learning with Geogebra

Number of students	23	
Number of students who scored over 15 points	21	
Number of students who scored below 15 points	2	
student achievements	Tasks	Number of students who solved it correctly
	1	23
	2	22
	3	20
	4	23
	5	21
	6	19

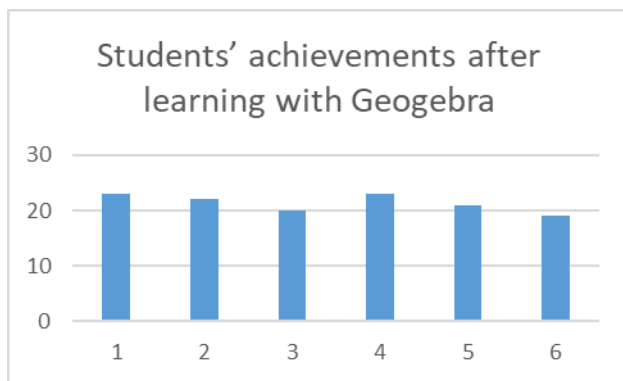


Figure 2. Results after learning with Geogebra

From table 3 and figure 2 we can see that the results are much better than the previous ones given in table 2 and figure 1. Students get better results after applying Geogebra software because the software helps them to get the correct solution in a very short time, the software helps them to check their obtained solution manually, to see what is the final solution and get a direction how to solve and what is most important with the application of the software are encouraged to solve independently.

III. CONCLUSION

From the table 2 and table 3 we can see that the application of ICT in the teaching of mathematics subjects is very important. The results confirm the general opinion that it is very important for students to have help in learning (in this case from the software). This is the only way they will get a greater desire to work, a greater interest in solving problems and thus achieve better results. How greater are the students' knowledge, the greater will be the chances that they will apply it in practice. From the table 2 and table 3 we can see

also that the time required to solve is not so important when students know how to use and use software when solving.

REFERENCES

- [1] Mandić, D., Jauševac, G., Jotanović, G., Bešić, C., Vilotijević, N., & Ješić, D.(2017). Educational Innovations in the Function of Improving Students' ICT Competences. *Croatian Journal of Education: Hrvatski časopis za odgoj i obrazovanje*, 19(Sp. Ed. 3), 61-74.
- [2] Dragana Nedić, Znak i monotonost funkcije, *International GeoGebra Conference for Southeast Europe*, str.150–155, PMF Novi Sad, 2011.
- [3] Dragana D. Nedić, Examination of Functions in the GeoGebra Program Package, *X International Conference of Information Technology and Development of Education ITRO 2019 Proceedings of papers*, 9-11.
- [4] D. Nedić, G. Jotanović, A. Kršić and T. Paunović, Calculating the Surface of a Flat figure–application of the Definite Integral in the GeoGebra Program Package, *XI International Conference of Information Technology and Development of Education ITRO 2020 Proceedings of papers*, 114-119.
- [5] Z. Trifunov, Definite integral for calculating volume of revolution that is generated by revolving the region about the x (y) – axis and their visualization, *Journal of international scientific publications*, Volume18, 2020, ISSN 1314-7277.
- [6] Trifunov Z., Jusufi Z. T., Karamazova E., Atanasova-Pacemska T. (2019), Importance of Visualization in Math Problems at the Universities, *South East European Journal of Sustainable Development*, 3 (1). pp. 17-23. ISSN 2545-4463
- [7] Cerqueira, G. R., Pires, V. C., & Campos, D. S. (2021). Linear programming problems in high school using GeoGebra. *Revista de Ciência da Computação*, 3(1), 12-16.
- [8] Molnár, P. (2016). Solving a linear optimization word problems by using GeoGebra. *International Journal of Information and Communication Technologies in Education*, 5(2), 16-28.
- [9] Karamazova Gelova E., Krstev A. (2022) Основи на геогѐбра – примена во наставата и пракса, скрипта. ISBN 978-608-244-883-1.
- [10] Atanasova-Pacemska T., Trifunov Z., Karamazova Gelova E., Krstev A. (2022) Основи на геогѐбра – примена во наставата и пракса, практикум. ISBN 978-608-244-882-4.