

Tilburg University

Between left and right

Gielens, Erwin; Roosma, Femke; Achterberg, Peter

Published in:
Journal of Social Policy

Publication date:
2023

Document Version
Early version, also known as pre-print

[Link to publication in Tilburg University Research Portal](#)

Citation for published version (APA):
Gielens, E., Roosma, F., & Achterberg, P. (Accepted/In press). Between left and right: A discourse network analysis of Universal Basic Income on Dutch Twitter. *Journal of Social Policy*.

General rights

Copyright and moral rights for the publications made accessible in the public portal are retained by the authors and/or other copyright owners and it is a condition of accessing publications that users recognise and abide by the legal requirements associated with these rights.

- Users may download and print one copy of any publication from the public portal for the purpose of private study or research.
- You may not further distribute the material or use it for any profit-making activity or commercial gain
- You may freely distribute the URL identifying the publication in the public portal

Take down policy

If you believe that this document breaches copyright please contact us providing details, and we will remove access to the work immediately and investigate your claim.

Between left and right: A discourse network analysis of Universal Basic Income on Dutch Twitter

Abstract

Universal Basic Income (UBI) found its way back to media and policy agendas, presented as an alternative to the social investment policies omnipresent in Europe. In spite of the apparent appeal, however, UBI faces a discursive and political stalemate that seems hard to overcome. In an attempt to understand this tension, we explore the discursive coalitions surrounding UBI in a debate on Dutch Twitter. We use discourse network analysis to (a) cluster discussants endorsing similar positions and (b) see which political elites endorse these positions. We find that the known schism between the liberal and egalitarian interpretations of UBI is driven by ambivalence towards its redistributive implications. Moreover, we observe a turn towards social investment frames amongst UBI advocates, who centrally argue that UBI is activating and deregulating social security. This change in framing, however, seems to have little visible impact on elite coalition formation. Green-left elites remain overrepresented amongst proponents, while liberal and conservatives are opposed, and the socialist party remains divided on the issue. Thus, while the implementation of a 'full' UBI seems blocked by redistributive concerns, the social investment turn may be the political compromise that explains the popular appeal and political success of UBI inspired experiments.

Introduction

In recent years, Universal Basic Income (UBI) has featured in public and political debates as a way to reform welfare states. Intending to provide an unconditional income to all citizens, the policy managed to attract attention from journalists (Perkio, Rincon & van Draanen 2019) and policy makers (Perkio 2020, Browne & Immervoll 2017) in various countries. In conjunction with this newfound attention, pilot projects have been conducted in various developed democracies, including Finland (De Wispelaere, Halmetoja & Pulkka 2018) and the United States (Baker et al. 2020). The debate surrounding UBI has also featured prominently in the Netherlands: after an initial wave of attention in the early 1980s (Groot & van der Veen 2000), a second discussion erupted in the period 2014-2016 (see Bregman 2014), culminating in a number of experiments with unconditional social assistance (Groot, Muffels & Verlaat 2019, van der Veen 2019).

In spite of the apparent appeal, however, UBI faces a political stalemate that seems hard to overcome. The momentum for UBI policy is met with resistance from both publics and politics on the way to its implementation. The Swiss referendum to implement a UBI was comfortably rejected (Liu 2020), and the experiments with unconditional social assistance in Finland and the Netherlands seem to have had little impact on the political coalition surrounding UBI, especially on the national level (but see Roosma 2022).

On the surface, this lack of support seems difficult to understand. UBI policy has been heralded as "beyond left and right" (Reed & Lansley 2016) because it could unite the three central fractions in welfare politics (see Schwander & Vlandas 2020): UBI would protect workers from capitalist exploitation, while increasing individual freedom and promoting work and social participation. Some have argued that the guaranteed income security provided by UBI strengthens the bargaining power of workers versus employers (Wright 2006, see also van der Veen & van Parijs 1986). Others have made the case for UBI as a libertarian policy that affords "real freedom" from the work obligation (Van Parijs 1991; Fromm 1966). Others still have taken a position of social investment, arguing that UBI stimulates sustainable employment and other valuable social activities by removing work disincentives from the existing system of social security (e.g. Friedman 2013, see also Perkio 2020). A content analysis of tweets (Gielens, Roosma & Achterberg 2022) shows that these three frames are also central controversies in the Dutch UBI debate. From the 'beyond left and right' perspective, the applications of these strands of ideology to UBI policy implies "support across the political spectrum, from right and left, from pro-marketeters as well as social democratic interventionists" (Reed & Lansley 2016; see also Barry 1996:3; Torry 2016:168; Purdy 2013:483). Its advocates consequently argue that UBI has "unique potential (...) as the basis for a coalition of supporters from left and right" (Murray, 2008).

Others have been more skeptical, arguing that these three policy goals – security, freedom and efficiency – are not always complementary, referring to distinct and even incompatible policy proposals (e.g. De Wispelaere & Stirton 2004; Chrisp & Martinelli 2019; De Wispelaere 2016). For example, these authors argue that, depending on the level of the grant, replacement of existing benefits and the funding mechanism, UBI policy can either increase income security and 'decommodify' work, or inversely, retrench the welfare state and strengthen activating work incentives. The existence of different interpretations of UBI policy also explains why UBI has been opposed in the past by an unlikely coalition of trade unions (e.g. Vanderbroght 2006) and liberal-conservatives (Groot & van der Veen 2000:200). De Wispelaere and Stirton (2004) have referred to the coexistence of multiple

interpretations as “many faces” perspective on UBI. In this paper we analyze the coalitional structure of the UBI debate on Dutch Twitter, contributing to the literature in two ways. First, analyzing discursive coalitions provides a nuanced descriptive account of UBI support amongst the (Twitter) publics and political parties– i.e. what arguments unites and divides proponents and opponents. Twitter is not representative of the overall political debate, but constitutes a unique amalgamation of influencers from the public, politics and media. As such, the analysis complements narrative accounts that reflect on coalitional aspects of the UBI debate (e.g. Groot & van der Veen 2000; Sloman 2018; Vanderbrocht 2006) and representative survey studies on the public legitimacy of UBI (e.g. Roosma & van Oorschot 2018; Busemeyer & Sahm 2021; Rincon, Vlandas & Hillamo 2022, Stadelman-Steffen & Dermont). Second, in identifying these coalitions, the analysis accounts for the different interpretations of UBI policy that may feature in the debate. Framing studies already show that frames regarding security, freedom and efficiency are employed in newspaper articles (e.g. Perkio 2020; Perkio, Rincon & van Draanen 2019; Steensland 2008) and even in the debate at hand (Gielens, Roosma & Achterberg 2022). However, the focus on individual frames ignores the relation between frames, i.e. what combinations of frames are endorsed or opposed by the same actors. Even though many frames feature in the discussion, we do not know to what extent they are used in conjunction – as suggested by the ‘beyond left and right’ thesis – or in isolation – as implied by the ‘many faces’ interpretation. Similarly, we do not know which frames unite and divide proponents and opponents. To these ends, we specifically aim (a) to identify the substantive positions of proponents and opponents in the UBI debate, and (b) to connect these substantive positions to their endorsement by political elites.

Based on this outline we draw up some contrasting expectations regarding the coalitional structure of the UBI debate. The coalitional structure of the debate can be understood in two ways. First, discussants may agree substantively on their position towards UBI. UBI is ‘beyond left and right’ if discussants tend to combine socialist, liberal and social investment perspectives on UBI. UBI has ‘many faces’ when discussants tend to endorse some perspectives but not others. . Second, the endorsement of positions by political representatives indicates a potential political alliance with respect to UBI. In this sense, UBI is ‘beyond left and right’ if political representatives from various party families endorse the same substantive position. UBI has ‘many faces’ when political representatives are divided between positions along party lines.

Table 1: Preliminary expectations

Beyond left and right	Many faces
------------------------------	-------------------

<i>Substantive position</i>	H1a. Discussants tend to frame UBI as a combination of socialist, liberal and social investment policy	H1b. Discussants tend to frame UBI exclusively in terms of socialist, liberal or social investment policy
<i>Elite endorsement</i>	H2a. Political representatives from different party families endorse and oppose the same UBI frames	H2b. Political representatives from different party families endorse and oppose different UBI frames

We employ discourse network analysis (Leifeld 2017) to model frames and actors in a UBI debate on Dutch Twitter. The method is designed specifically to combine the analysis of frames and actors, by connecting actors based on how strongly they agree or disagree across various arguments. It allows us to measure substantive positions for individual participants, and cluster participants based on the similarity of their arguments. We opt for Twitter because UBI went ‘viral’ on Twitter several times, preceding extensive traditional media coverage and the “basic income inspired” trust experiments (see Groot, Muffels & Verlaat 2019). Twitter is also a particularly political medium, with many politicians attending and contributing to discussions. In spite of (or perhaps because of) being a selective and elite group of people, the most recent Dutch discussion on UBI took place especially on Twitter.

In the remainder of this paper we first elaborate the context of the Dutch UBI debate, after which we present the data and methods used in this analysis. Next, in the results section we discuss the identified positions and the political elites endorsing them. We find a proponent coalition that adopts a substantive position ‘beyond left and right’, which is endorsed almost exclusively by (green-)leftist political elites. Opponents feature both (socialist) leftist and rightist elites, and despite substantial disagreement they are united by their dedication to the work obligation and their concern over higher income taxes. The substantively cross-partisan substantive position of proponents has not attracted a cross-partisan coalition of political actors.

The Dutch UBI debate in context

The involvement of political elites in the Dutch Twitter debate should be placed both in the context of contemporary welfare coalitions and the history of UBI debate in the Netherlands. As in many other European countries, contemporary welfare coalitions in the Netherlands revolve around social investment and active labour market policies (Hemerijck 2017, Gilbert 2004). These policies intend to

enable and incentivize labour market participation, on the one hand through childcare services and education and on the other hand by emphasizing the responsibility of citizens to contribute in the form of paid employment or caring tasks (Verhoeven & Tonkens 2013). This new 'participation' welfare was established primarily by liberal-led coalitions since the turn of the century, although these policies have been backed by both conservative and labour parties as well. The social investment turn can be considered a welfare compromise, because enabling policies mainly cater to the new middle classes and the employers collective, while simultaneously appealing to the pro-work values of the working classes (Gingrich & Hausermann (2015:52-5). Still, the parties differ in their emphasis of welfare aspects, which relates to their historical role in the welfare debate. Leftist parties still value providing minimum income protection for the poorest in society, while liberal and conservative parties have taken responsibility for protecting the welfare state against financial collapse (Green-Pedersen 2001).

The political support for the UBI proposal is situated within this broader landscape of 'old' and 'new' welfare politics. First, we note that UBI policy has never been a flagship proposal of any mainstream political party, but was instead repeatedly brought to the political agenda by activists and policy experts. UBI policy was extensively discussed during the 1980s (Groot & van der Veen 2000), when the radical food labour union (Voedingsbond FNV) and the national scientific advisory board (WRR) launched UBI proposals to reform social security. The most recent wave of attention was driven by fringe journalism and amplified by Twitter audiences. Based on the work of publicist Rutger Bregman (2013,2014), the future affairs program Tegenlicht (2014, 2015) aired three documentaries on Dutch national broadcast television, two of which became trending topic on Dutch Twitter. These documentaries proposed UBI policy because it would (a) provide income security in the face of automation, (b) allow the working poor to invest in education, childcare, and basic goods, while (c) increasing happiness, social trust, and reducing poverty stress (for an extensive discussion see Gielens Roosma & Achterberg 2022).

Political parties have responded to these UBI proposals in both waves fairly consistently (Groot & van der Veen 2000). Evangelical radicals, the Green Left and Liberal Democrats (D66) have shown sympathy towards UBI proposals, but their endorsement may be seen as "cheap support" (De Wispeleare 2016:132). These parties have dedicated some words in support of UBI in their political manifestos, but have not shown the capacity or commitment to build coalitions to implement UBI. Labour parties and unions have rejected the UBI proposals after considerable discussion, fearing that the policy would erode workers' rights and trigger a spiralling increase of wages and prices. The conservative (CDA) and

liberal (VVD) parties have either ignored or opposed these proposals, chiefly because it would erode the work ethic and defies the contribution principle underlying existing social security.

However, in the most recent wave of attention, the reluctance towards UBI on the national level was countered with an enthusiasm from local political elites (Roosma 2022). In response to the attention for UBI and the call for experimenting with such policy, a dozen of Dutch municipalities initiated experiments with unconditional social assistance. It seems the public enthusiasm for UBI came at the right time: the decentralization of social assistance benefits from the national to the municipal level came with financial struggles, and some municipal councils doubted the effectiveness of activating incentives (Groot, Muffels & Verlaat, 2019). While these experiments were “inspired” by the UBI discussion (p. 280), they were framed as ‘trust experiments’ to avoid the political controversy surrounding UBI policy. The trust experiments investigated whether removing ‘stick-and-carrot’ incentives attached to social assistance benefits would improve the well-being of social assistance beneficiaries and their chance of finding a job.

Data and methods

In the following section we first present our sampling and data collection strategy. After a brief discussion of the content analysis underpinning our analysis, we elaborate the analytical procedure used to identify substantive positions. Note that this project was subjected to ethical review, please see the acknowledgements for details.

Data collection

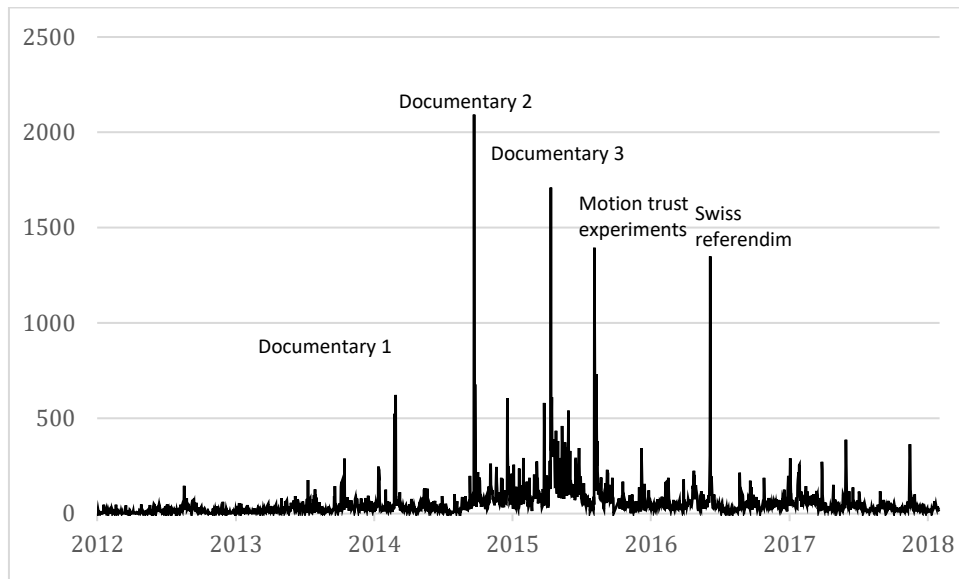
Tweets are gathered by entering the key word ‘basic income’ (‘basisinkomen’) in the Twitter search engine. This term is almost exclusively used to refer to UBI, also including variations such as ‘universal basic income’.¹ To ensure capturing the full discussion, up to nine replies to every initial tweet was gathered using the Twitter API. We decided to stop here because the number of ninth reply tweets is already negligible (1.1 percent of tweets) and the discussion tends to become redundant or off-topic.

For this analysis, we purposively selected all tweets posted on three essential days: the airing of the second documentary (2014-09-21), third documentary (2015-04-12) and the day of the announcement of the trust experiments (2015-08-05), amounting to a total of 5128 tweets sent by 1369 unique actors.

¹ A post-hoc supplementary search with keywords “UBI” and “OBI” (the Dutch equivalent) suggests that the vast majority of tweets is included by the original search.

These three events attracted the most attention from our Twitter audience and thereby illustrate their primary importance for the broader discussion. A random sample of days would ignore the event-centered nature of (social) media, where some days are simply more important than others for particular policy debates. The three selected days are also the most relevant because they are the three major events in the Dutch context. The first documentary is relatively marginally discussed: only the second and third documentaries became trending topics on Dutch Twitter. The last event regards the Swiss referendum which occurs outside the Dutch policy context. This purposive sample thus reflects the major initial response to the most influential media events surrounding UBI policy in the Netherlands.

Figure 1: Number of tweets per day mentioning (or replying to tweets mentioning) basic income



We have gathered the Twitter usernames of political representatives from Politwoops², a website dedicated to storing tweets from Dutch politicians in case they are deleted. This list includes representatives in all levels of government, most notably the parliament and municipal councils. We also include ex-representatives, since they are likely to still be influential in the political arena. For clarity, only parties are included that are also represented on the national level. A cross-reference shows that 49 political representatives contributed to the UBI debate during the sampled time period, among which 17 green-left (GL), 9 socialist (SP), 6 progressive-liberal (D66), 6 conservatives (CDA), 5 labour (PvdA), 5 liberal (VVD) and 1 special interest party (50plus). Political elites sent a total of 203 tweets, and are

² <https://politwoops.nl/>

slightly more active than most other users: the median of tweets sent per active elite is 2 (mean is 2.24), while the remaining 1308 active users most often send only 1 tweet per active user (mean is 3.84).

In order to assess the involvement of political parties in the UBI debate, we compared their engagement with their (national) party activity during the 2010 parliamentary elections (see Appendix D). We see that the conservative parties (CU and SGP) and the far-right party (PVV) do not engage at all in the UBI debate. This is somewhat surprising considering the history of political support amongst conservative parties (Groot & van der Veen 2000) and the relatively high levels of support for UBI policy amongst the Dutch conservative constituency (Gielens, Roosma & Achterberg, under review). Liberals (VVD), conservatives (CDA) and labour (PvdA) are proportionally underrepresented in the UBI debate compared to their engagement in the election campaign. The greens (GL) and socialists (SP) are overrepresented. Socialists stand out especially due to their relatively large number of tweets sent: they wrote 44.3 percent of the total elite tweets sent in the UBI debate, and post much more frequently in the UBI debate compared to other elites in the election campaign.

Content analysis

The unit of observation in our study is a claim (i.e. a positive or negative reference to a concept) made by an actor. To identify these claims, an extensive content analysis preceded this analysis (Gielens, Roosma & Achterberg 2022; see also Krippendorf 1989:2018), wherein we developed and refined a coding scheme containing 56 unique concepts. An overview and example of each concept is provided in appendix A.

Claims have been coded in terms of concept and position regarding that concept (proposing or refuting that argument, or taking a neutral stance towards an argument). For each tweet, we coded up to three concepts (and corresponding positions). For example, consider the tweet “a #basicincome grants freedom of choice; stimulates creativity and entrepreneurship”ⁱ. This tweet contains two concepts – freedom and entrepreneurship – and each concept is referred to positively. Inversely, the claim that basic income “discourages saving (=becoming independent)”ⁱⁱ negatively refers to the concept of freedom. When no argument could be discerned, tweets were coded into a number of miscellaneous categories (e.g. argument is unclear, asking a question, spam, unrelated, tweet is part of a series, emotional expression without argument).³

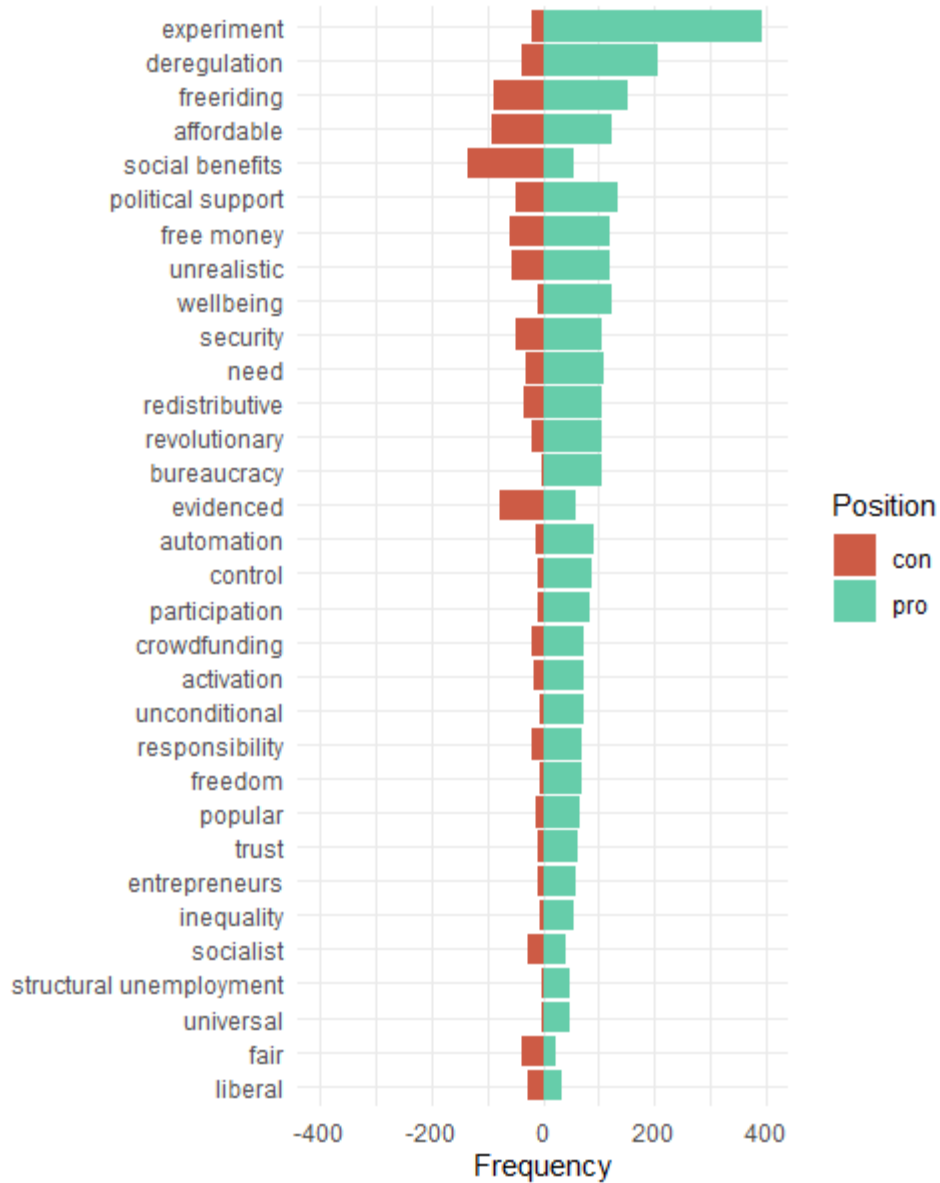
³ 34.1% of tweets fall into one of these miscellaneous categories. This shows that ‘shitposting’, casual conversation and emotional expression are fairly common on Twitter. The 65.9% of relevant tweets, however, show that the

We assessed the reliability of the final coding scheme by means of intercoder reliability. The sample was constructed using a stratified random sample: for each category (including the miscellaneous category) we randomly selected 9 tweets, amounting to a total of 414 tweets (7.3% of the full sample). Two coders agreed on 96.7% of labels. Correcting for agreement by chance yields an average reliability of $\kappa=.430$ across categories. For an extensive discussion of the procedures we refer the reader to Gielens, Roosma & Achterberg (2022).

The occurrence frequency of each concept is presented in figure 2. The most popular (or controversial) concepts featuring in the discussion regard the call to experiment with UBI, using UBI as a tool to deregulate the welfare system, the freeriding objection (people will become lazy etc.) and the question of UBI's affordability (who will pay for it). Very rarely used arguments, with less than one percent of total mentions, are excluded from the plot.

Figure 2: occurrence frequency per concept

platform has more to offer than just 'pointless babble' (Kelly 2009) and can occasionally function as a deliberative space (see Rogers 2014)



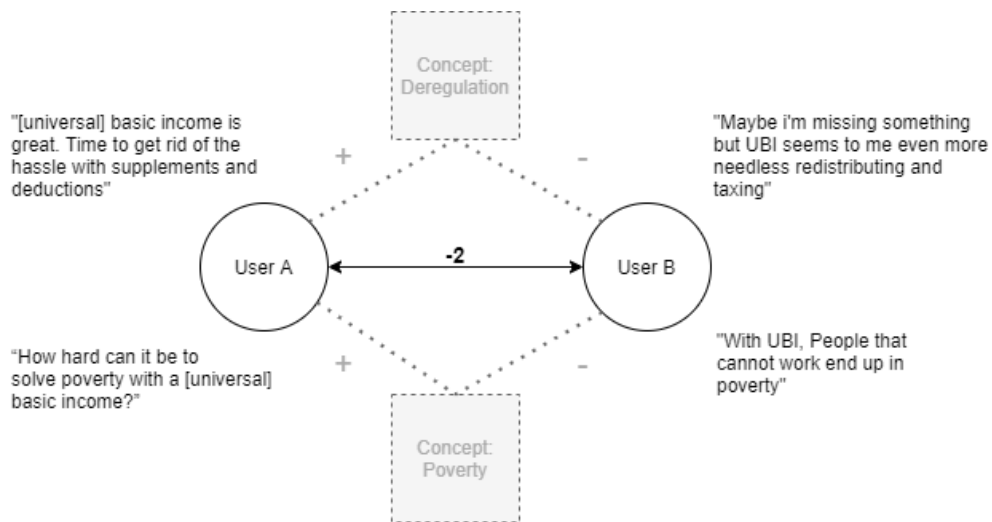
Note: for interpretability we show only arguments with an adoption frequency of one percent

Discourse network analysis

To identify discursive positions in the debate, we employ discourse network analysis (Leifeld 2017) in conjunction with a clustering algorithm (Traag & Bruggeman 2008). Discourse network analysis models policy debates as networks, wherein a clustering procedure – also known as community detection – assigns participants that tend to agree to the same coalition. We only provide a short overview of the method here. For the technical details of the procedure we refer the reader to appendix B.

First, we construct a network of agreement relations between participants in the debate. From the content analysis we know which arguments participants adopt, and whether they agree or disagree with these arguments. Positive relations indicate that participants tend to agree on the same arguments. Inversely, negative relations indicate disagreement between participants. The more concepts people (dis)agree on, the stronger the connection. Figure 3 shows an example of a disagreement relation.

Figure 3: example connection in an actor network based on the underlying argument references



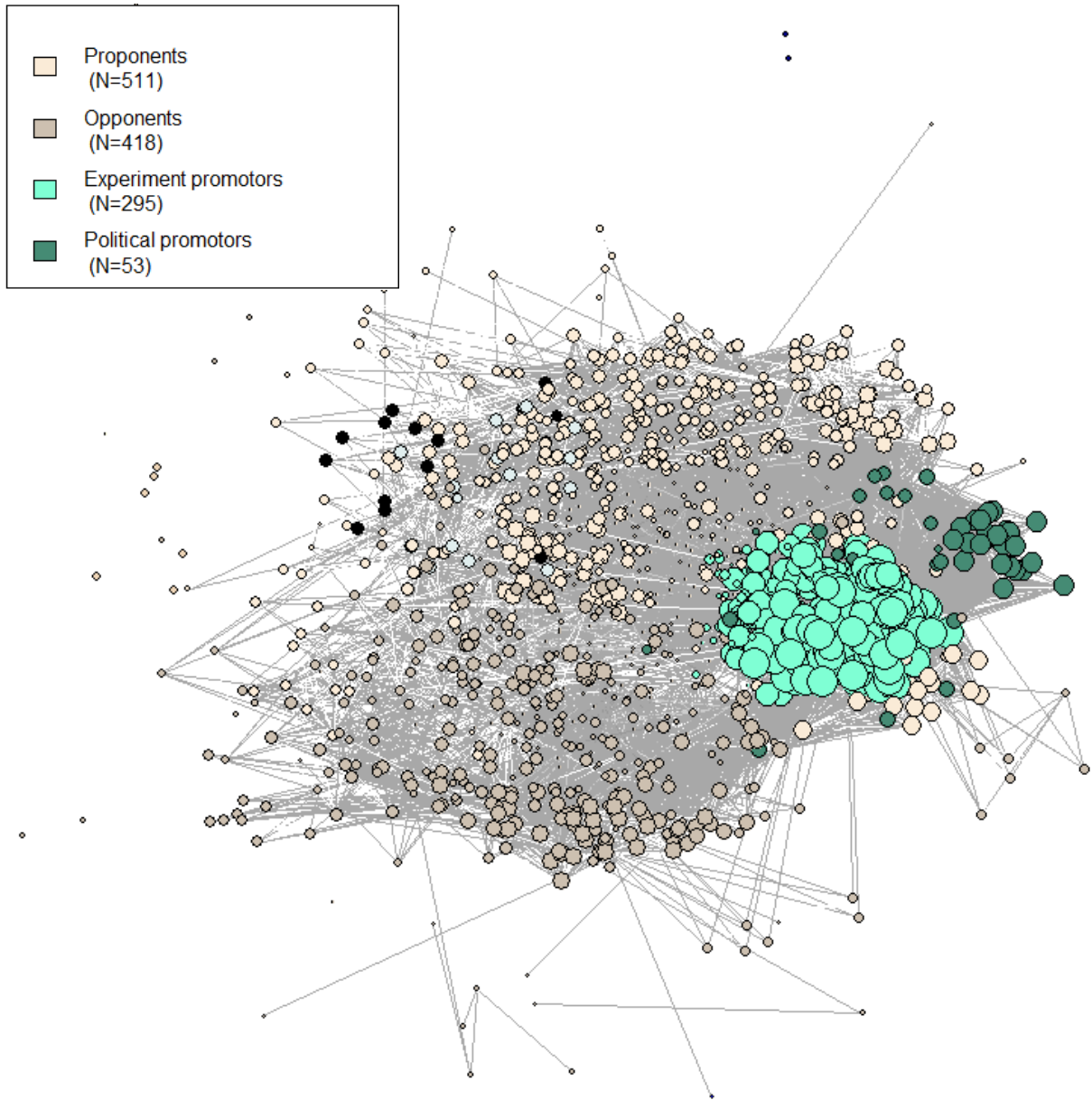
To identify discursive positions in the UBI debate, we cluster participants using spin-glass community detection (Traag & Bruggeman 2008). Participants that tend to agree are assigned to the same cluster, while participants that tend to disagree are assigned to a different cluster. A perfectly modular network would have only positive relations within clusters and negative relations between clusters, with a corresponding modularity of $Q=1$. In practice, we search for the optimal clustering, minimizing disagreement within clusters and agreement between clusters. When the clusters are assigned, we can recover the discursive position of each cluster by plotting the argument frequencies (see figure 1) per cluster. It is also easy to see which politicians belong to which cluster.

Results

We find 4 large clusters in the UBI debate on Dutch Twitter: proponents, opponents, experiment promoters and political promoters.⁴ The structural topology and clustering of the actor agreement network is presented in figure 4. The experiment promoters and political promoters are the most cohesive groups, due to their lack of engagement with substantive arguments. In addition, regardless of their disagreement, the polarization of opponents and proponents is not extreme: there appears to be a gradient where some agreement between them exists. In the remainder of this section we first discuss the substantive position of these clusters and a short note on the development of the debate between the three timepoints, followed by the centrality of arguments in the debate. Finally, we explore which political party representatives endorse these positions.

Figure 4: the clustered actor network

⁴ Community detection partitioned the graph in 8 clusters ($Q=.390$), but 4 of these are very small. Since the four largest clusters contain 97.1% of all actors, we focus our interpretation on these clusters.



Note: For purposes of visualization the graph is based on agreement ties only. Node size is proportional to tie strength – larger nodes represent participants in stronger agreement with others. The graph layout is based on the Fruchterman-Reingold algorithm, where nodes in stronger agreement are placed closer together. Only ties with strength greater than the threshold .60 are plotted. Community detection partitioned the graph in 8 clusters ($Q=.390$), but 4 of these are very small. Since the four largest clusters contain 97.1% of all actors, we focus our interpretation on these four clusters.

Our analysis points to three main findings. First, while UBI proponents endorse a UBI that is ‘beyond left and right’, both proponents and opponents are ambivalent towards the redistributive implications of UBI policy (e.g. De Wispelaere 2016; de Wispelaere & Stirton 2004). Second, we find that UBI proponents have turned to social investment discourse, with arguments on activating the unemployed

and removing work disincentives being remarkably central to the debate (see also Perkiö 2020). Third, the political coalition surrounding UBI seems very stable. Political elites proposing UBI are predominantly (green-)left, while liberal and conservative parties in opposition and the socialist party divided in support for UBI (see also Steensland 2008).

Substantive positions

To gain a proper understanding of the positions in the debate we first discuss the argument frequencies of each cluster, presented in figure 5. Green cells indicate agreement in a cluster with respect to an argument, white cells indicate silence or ambivalence, and red cells indicate disagreement. Note that while chosen for its simplicity, this method does not distinguish between a lack of ties (no references) and ambivalent ties (an equal or near-equal amount of positive and negative references). Both are shaded towards white in the heatmap. To show which arguments are ambivalent, the positive and negative references are separated in Appendix C.

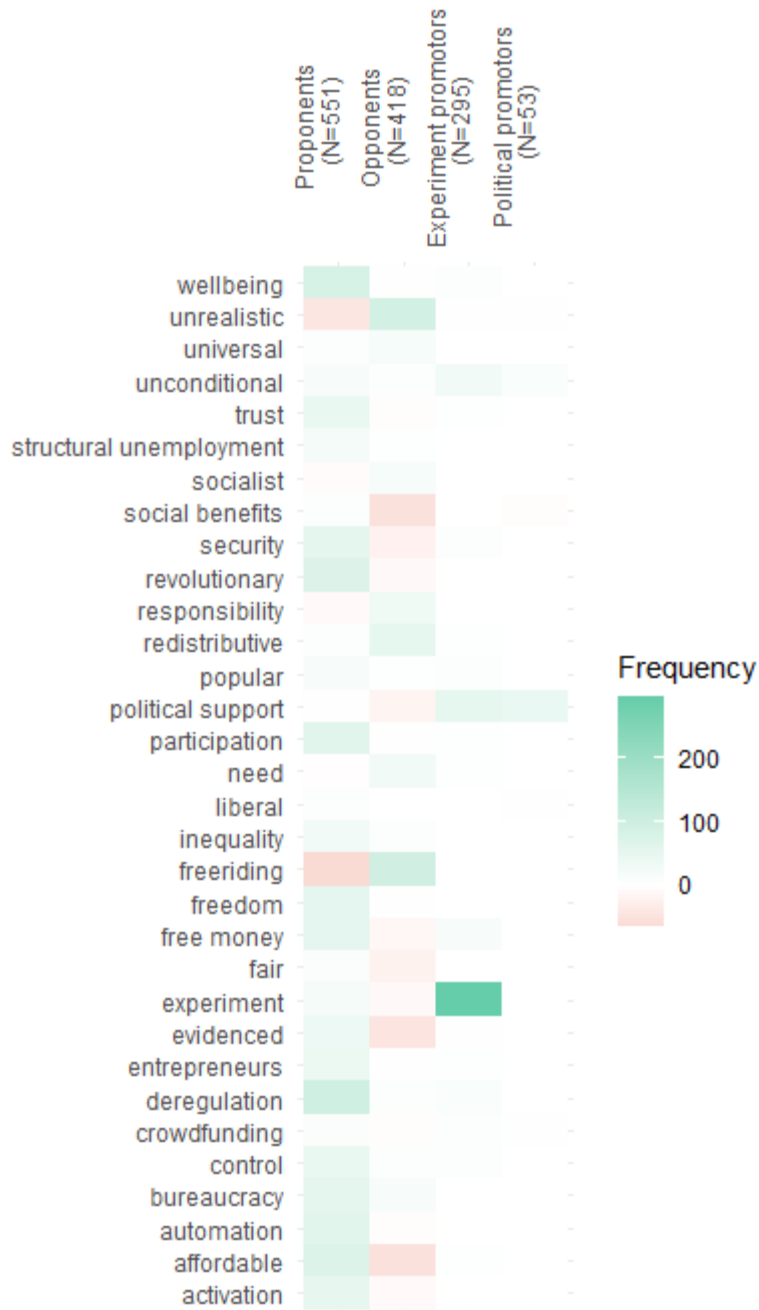
The largest cluster (N=511) consists of *proponents*, who combine elements from socialist, liberal and social investment discourse (e.g. Schwander & Vlandas 2020). The position is perhaps best summarized by the idea that UBI “makes people more entrepreneurial, happier and healthier”ⁱⁱⁱ. The egalitarian aspect of this position is anchored in the “income security”^{iv} that UBI must provide. Moreover, the unconditionality of UBI – conceptualized as freedom from “wage slavery”^v – is thought to divert the basis of social relations away from work, towards a “more social society”^{vi}. This transition is supposed to be facilitated by the automation of labour. Its liberal aspect entails that UBI would reduce bureaucratic complexity^{vii} by “replacing all benefits”^{viii} and “abolishing minimum wage laws”^{ix}, while “increasing labour productivity”^x. A social investment component is found in the efficiency and activating aspects of UBI. UBI is supposed to activate the unemployed, “stimulating people to work on the side”^{xi} by removing “negative incentives”^{xii} or “barriers to work”^{xiii} and allowing them to perform unpaid work in a true “participation society”^{xiv}. In the same vein, proponents reject the claim that UBI will lead to freeriding behaviour. We note the tension between wanting to incentivize labour market participation (see also Friedman 2013) and the freedom from forced paid employment (e.g. Van Parijs 1991).

Regardless, we find that proponents tend to combine these arguments into a single proponent position.

Appendix C additionally shows that proponents are ambivalent towards the redistributive aspect of UBI policy. Proponents are divided as to whether UBI is retrenching the welfare state (regarding the arguments ‘liberal’ and ‘need’) or expanding current welfare provision (regarding the arguments

'redistributive' and 'socialist'). The question of 'who pays and who benefits' is often left unaddressed by proponents of UBI policy: hiding the redistributive implications behind a "veil of vagueness" (De Wispelaere 2016:136) has been a strategy to unite rightists and leftist proponents. Here we show, however, that avoiding the redistributive question also opens a window to generate doubt and divide proponents.

Figure 5: Discursive positions of each cluster



Note: for interpretability we show only arguments with at least one percent (k=45) of all concept references. A tweet example of each concept is available in appendix A.
 Note: green cells indicate agreement with a concept, white cells indicate silence or ambivalence, and red cells indicate disagreement with a concept

The second largest cluster (N=418) is composed of UBI *opponents*. Their discursive position contains both leftist and rightist critiques, and shares the vision that UBI is unrealistic and unfair to the working

population. Both leftist and rightist opponents believe in work as a moral responsibility. The leftist opposition finds that “you should contribute to society if you can, and be rewarded for it”^{xv}. The rightist opposition similarly contends that “income is generated by working and not by doing nothing”^{xvi}. Moreover, the leftist and rightist opposition is united by their lack of faith in the feasibility of the proponent proposal. UBI is deemed “utopian”^{xvii} and “unaffordable”^{xviii}, and the evidence from earlier pilots is considered unconvincing. The opposition thus opposes UBI from a pro-work perspective, and is united by their lack of faith in its feasibility.

In spite of this unity we also find substantive disagreement amongst opponents. Leftists and rightists oppose a different interpretation of UBI, as shown by the contradicting arguments endorsed by opponents. For example, the opposed socialist elites argue that UBI is “an invention of liberals”^{xix} that provides an income “below the poverty line”^{xx}, where especially those unable to work would be worse off. Rightist political elites oppose the supposed redistributive effects: “free money doesn’t exist”^{xxi}, because eventually “you and I will pay for it”^{xxii}. The opposed conservatives in our dataset are concerned that UBI attracts immigrants^{xxiii}, which in turn erodes support for UBI^{xxiv}. Their different view on what UBI is supposed to achieve is also expressed in the ambivalence towards the deregulatory aspect of UBI (see Appendix C). We infer that those opposing welfare state retrenchment endorse the deregulation argument, while those opposing welfare state expansion reject the deregulation argument.

The third cluster (N=295) is focused almost exclusively on promoting UBI experiments. In the first instance they promote the call for experimenting with UBI that featured in the first discussion-triggering documentary. For instance, “especially for all mayors: change the TV channel to #tegenlicht and watch the episode on [UBI]. Pilot site wanted!”^{xxv}. Later, these people share news items regarding the experiments with unconditional social assistance inspired by UBI: “municipalities want a pilot with [UBI]”^{xxvi} and “experiment with social assistance ‘without conditions’ in Utrecht”^{xxvii}. The experiment cluster does not contribute to the debate substantively, but the intention behind promoting these experiments seems generally to create political momentum and draw positive attention to UBI.

Finally, a related small cluster (N=53) addresses politicians and discusses the political momentum for UBI. These political promoters initially actively recruit politicians to advocate UBI. For example: “which political party dares to include this [UBI] in their program”^{xxviii} and “where has the enthusiasm of #d66 [progressive-liberals] gone? Go: on the political agenda”^{xxix}. Later, this cluster of actors continues to monitor the political momentum, with notices such as “motion accepted to investigate [UBI]”^{xxx}. Similar

to the promoters of experiments, these actors try to draw positive attention to UBI by promoting particular news items, rather than substantively arguing in favour of UBI.

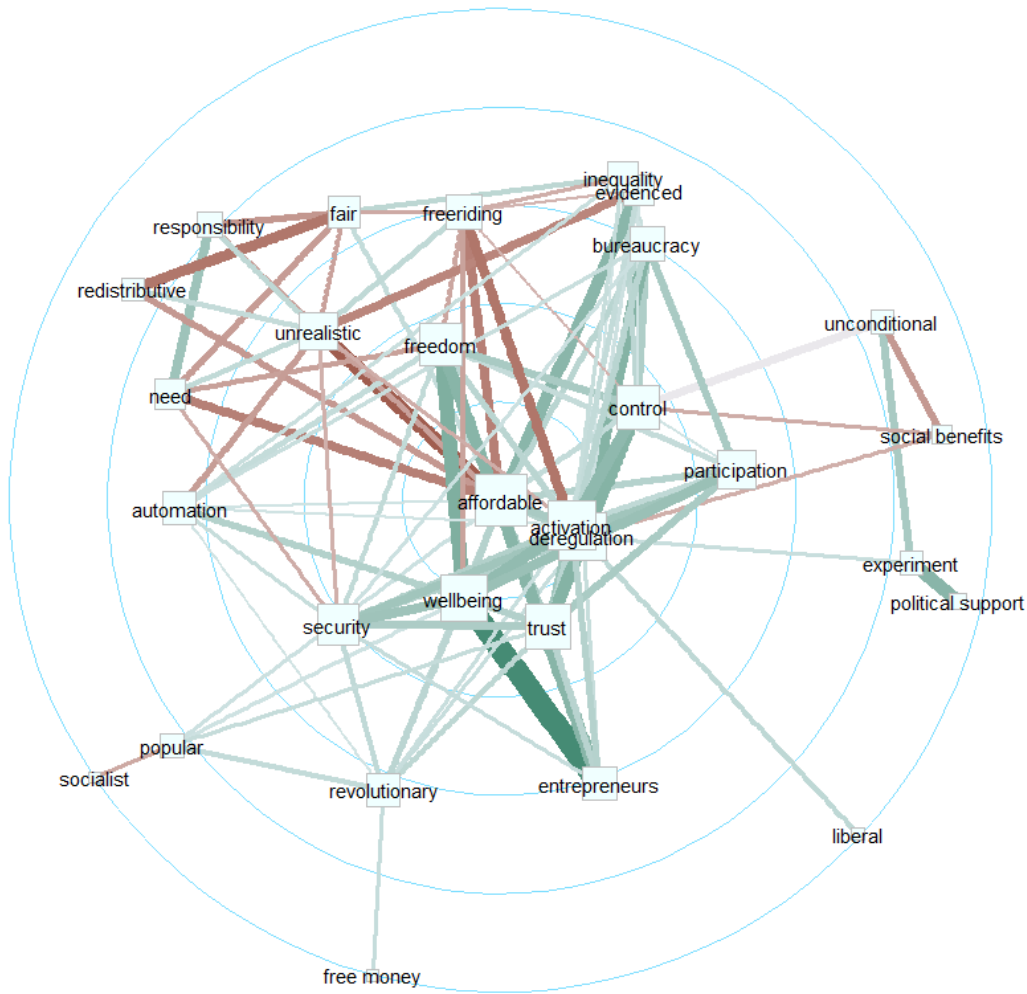
A short reflection on the development of the UBI debate across the three timepoints is also in order. We have included the actor graph and corresponding substantive positions in appendix E. A temporal comparison shows that the proponents positions on the first day are separated between a more liberal UBI focussed on deregulation and affordability (cluster 1) and a more egalitarian UBI focussed on freedom and well-being (cluster 4).). These groups merge into one proponent cluster on the second and third days, suggesting that the framing broadened and unified in later episodes of discussion. The second day features a cluster (cluster 6) particularly devoted to discussing UBI as the solution to structural unemployment due to automation. These ‘defenders’ of the utopia propagated by Bregman (2014) are rather small and detached from the broader discussion at this point. The third day features a particularly strong discussion of experiments and political support (which makes sense as the municipal trust experiments are announced on this day) and a relatively strong opponent offensive (they seem to become active in an attempt to discredit or stop these experiments). The proponents are relatively disorganized on this last day of debate.

In sum, even though proponents combine both socialist, libertarian and social investment arguments particularly in later stages of the debate, speculation surrounding the redistributive implications of UBI remain a source of ambivalence amongst both proponents and opponents. Opponents frame UBI policy both as a form of welfare retrenchment and expansion, while proponents do not take a unified position towards these counterarguments. The schism between the liberal and egalitarian interpretations of UBI (e.g. de Wispelaere 2016, de Wispelaere & Stirton 2004) thus seems driven primarily by inverse redistributive concerns amongst socialist and liberal opponents.

Central and peripheral arguments

To find out which arguments dominate the UBI debate on Dutch Twitter, we turn to the concept network in figure 6. Arguments in the center of the graph are used in conjunction with many other arguments, or in other words, central arguments are discussed by a wide variety of actors. The connections are colored according to which group of actors tends to connect them: connections are green when proponents tend to co-adopt two arguments, and red when opponents do so. The colors thus reflect the framing efforts of proponents and opponents, showing where the substantive discussion between proponents and opponents meet (see also Leifeld & Haunss 2012:398).

Figure 6: concept network of the UBI debate on Dutch Twitter



Note: Arguments are plotted using (absolute) radial centrality, meaning that more central arguments are closer to the center of the graph. Node size is proportional to degree centrality – larger squares represent concepts more frequently used in conjunction with others. Tie width is proportional to strength of (dis)agreement. Tie colors represent connections made predominantly by the liberal-egalitarian cluster (green) or the opposition cluster (red) – deeper colors indicate stronger partisan connection. Only standardized ties stronger than the threshold .08 are plotted.

The concept networks point to three interesting findings. First, the affordability of UBI is the most central concern in the debate. Proponents defend the affordability of UBI especially by linking it to the savings introduced by deregulation: “it would provide huge savings in dissapeared bureaucracy”^{xxxii} and “the gains are in savings on the civil service”^{xxxiii}. Opponents centrally dismiss UBI unaffordable and unrealistic. Neither proponents nor opponents convincingly dominate the concept of affordability, which points to a discursive stalemate regarding this central argument. The centrality of affordability further emphasizes the importance of the redistributive implications of UBI to the discussion.

Second, we find that a number of arguments related to social investment are especially central to the proponent position: activation of the unemployed, deregulating the system of social security, and to a lesser extent encouraging unpaid participation, and a less distrustful attitude towards welfare recipients. These arguments – activation, deregulation, participation, wellbeing and trust – are predominantly connected by proponents. Whereas earlier episodes of debate were more centered around emancipation of workers and women as well as redistributive justice (e.g. Groot & van der Veen 2000; Steensland 2008), the current case for UBI policy has focussed on social investment discourse (see also Perkio 2020).

Third, the concept network suggests that proponents built a more coherent case in favour of UBI than opponents did against UBI. The wide range of arguments used by proponents are central and strongly interconnected, which shows that many proponents endorse or oppose these arguments conjointly, which is “a sign of a well-integrated discourse coalition” (Leifeld & Haunss 2012:399). Thus, the proponent case for a UBI that is ‘beyond left and right’ seems to have been made coherently. Moreover, a number of the green lines between opponent arguments – particularly surrounding the lack of realism – indicates that proponents are actively and substantively refuting counterarguments. Conversely, opponents are particularly focussed on arguing that UBI is unaffordable and unrealistic, mainly by claiming it is insufficient to care for the needy and encourages freeriding behaviour.

Actor endorsement

Finally, we explore which political elites endorse the discursive positions formed on Dutch Twitter. The wide range of arguments used to endorse UBI suggests that the policy proposal is indeed ‘beyond left and right’. If this is truly the case, however, we would also expect to see both leftist and rightist politicians endorsing the proponent position. The cross-tabulation in table 2 shows the distribution of political representatives for each discursive position. We find first that the proponent position is predominantly backed by the (green) left and opposed by liberals and conservatives. Of all elites endorsing the proponent position, 47 per cent is green left, compared to only 7 per cent amongst opponents. Similarly, 13 per cent of proponent elites belong to the labour party, while none of the labour elites are opposed. Socialists are a large fraction of the proponents (27 per cent) but are equally well-represented amongst opponents (29 per cent). Socialists are also significantly underrepresented amongst the experiment promoters. Rightists and conservatives are mostly opposed to UBI. Compared to the null distribution, opponent elites are significantly less likely to be green-left (7 per cent) and significantly more likely to be liberal (36 per cent). The conservatives are also relatively strongly

represented amongst opponents (21 per cent), but also seem to be calling for experimenting with UBI (17 per cent). The one conservative on the proponent side actually has a substantively neutral stance towards UBI: “I understand the macro-perspective on UBI. But I don’t yet see the difference with social assistance”^{xxxiii}. Democrat elites play a largely passive role in the debate, being mostly active as political promoters (33 per cent).

Table 2: Political elites endorsing each substantive position

	Liberal-egalitarian	Opponents	Experiment promoters	Political promoters	N
Green-Left	0.47	0.07 **	0.50	0.33	16
Socialists (SP)	0.27	0.29	0.00 *	0.17	9
Christian-Democrats (CDA)	0.07	0.21	0.17	0.00	6
Democrats (D66)	0.07	0.07	0.17	0.33	6
Labour (PvdA)	0.13	0.00	0.17	0.17	5
Liberals (VVD)	0.00	0.36 ***	0.00	0.00	5

Note: Column percentages are reported in cells. Overall differences are significant (two-sided) based on Fisher's Exact test ($p=.013$) and the Strasser-Weber Independence test ($p=.008$). Significant cell deviations from the null distribution are derived from adjusted Pearson residuals. Cells that deviate more than 1.96 standard deviations from the expected cell value are considered significant. * $p<.05$; ** $p<.01$; *** $p<.001$

In sum, the political alignments seem to be mostly similar to previous episodes of discussion (Groot & van der Veen 2000). The green-left is still overrepresented amongst proponents (see also Perkio 2020), while liberal and conservatives are opposed, and the socialist party remains divided on the issue (e.g. Vanderbrought 2006; Schwander & Vlandas 2020). The UBI debate develops primarily by changing frames while the political coalitions endorsing these frames remains stable (see also Steensland 2008).

Conclusion

In this work we explored the discursive tension surrounding UBI proposals by analyzing a policy debate on Dutch Twitter. Using discourse network analysis (Leifeld 2017), we identified the substantive positions towards UBI displayed by a Twitter audience, described the centrality of arguments in the debate, and investigated which political elites endorse these positions. We find first that the well-known schism between the liberal and egalitarian interpretations of UBI – constituting its ‘many faces’ (De

Wispelaere 2016; De Wispelaere & Stirton 2004) – is driven primarily by ambivalence towards its redistributive implications amongst opponents as well as proponents. Moreover, we find a turn towards social investment frames amongst UBI advocates (see also Perkio 2020), who argue centrally that UBI activates the unemployed and removes work disincentives from existing social security systems. This change in framing, however, seems to have little visible impact on elite coalition formation. Green-left elites remain overrepresented amongst proponents, while liberal and conservatives are opposed, and the socialist party remains divided on the issue.

These findings confirm that, at least in the Dutch case, presenting UBI as ‘beyond left and right’ divides the political left without generating support from liberal-conservatives. Substantively, proponents on Twitter make a truly cross-partisan case for UBI policy, as is also the case in much scholarly work (e.g. Reed & Lansley 2016; see also Barry 1996:3; Torry 2016:168; Purdy 2013:483). However, this position has not led liberal or conservative elites to openly support the UBI proposal, at least on Twitter.

Inversely however, framing UBI as ‘beyond left and right’ elicits suspicion amongst socialist elites, who fear that UBI would amount to welfare retrenchment (De Wispelaere 2016; De Wispelaere & Stirton 2004). Furthermore, and perhaps more importantly, the ambivalence towards the redistributive implications of UBI policy also generates doubts amongst proponent audiences. The lack of clarity regarding the redistributive implications of UBI policy thus fuels the cross-partisan opposition and undermines the unity of the proponent coalition. In an age of “permanent austerity” (Pierson 2002), the redistributive justice of UBI policy is clearly a policy aspect that cannot be ignored.

The social investment turn in UBI discourse also provides suggestions on why the policy proposal has led to experiments with unconditional social assistance in the Netherlands and other Western countries (Perkio 2020; van der Veen 2019). On the surface, the UBI debate on Dutch Twitter seems to be a shock to welfare state discourse in the Netherlands: it challenges the foundation of the welfare state by proposing to provide ‘welfare without work’. These ideas are core to the postproductivist ideals found in the works of e.g. Offe & van Parijs (2013) and Gortz (1997) and many others. That such a radical proposal commands attention in the Netherlands speaks to the work of Goodin (2001), who identified the Netherlands as the most postproductivistic country in Europe. In practice, however, the core of the UBI debate on Dutch Twitter is very much in line with the established welfare discourse: to ensure employment participation and manage the increasingly costly welfare system. The higher educated and left-leaning Twitter audience seems to have played a role in bringing the social investment frames to the foreground. Municipal politics leveraged the momentum surrounding UBI to experiment with positive

incentives and a trust towards welfare recipients (Groot Muffels & Verlaat 2019, Roosma 2022). As the discussion on UBI evolves, it seems that the policy proposal manages to reach political agendas by downplaying its more radical elements. When we view UBI as a social investment policy – perhaps best labelled as the ‘middle road’ (see Jordan 2012) – it makes sense that popular support for UBI policy is unrelated to automation risk (Busemeyer & Sahm 2021) and that the policy gained media attention in spite of public preferences for targeted and conditional variants (e.g. Stadelmann-Steffen & Dermont 2020; Rincon, Vlandas & Hiilamo 2022).

The use of Twitter for analysing a policy debate also comes with its limitations. First, the debate under observation cannot be taken as representative of the overall political debate. The arguments that we find and the coalitions that emerge from them are to some extent altered by the users involved and the dynamics of the platform. Twitter users are not representative of the general population (e.g. Barbera & Rivero 2015), with the political left being somewhat overrepresented on Dutch Twitter (Wieringa et al. 2018) and those engaging in political debates are more likely to be male and higher educated (van Klingeren, Trilling & Möller 2021). Moreover, social media have distinct logics (van Dijck & Poell 2013) that influence coalition formation. Twitter debate is influenced by algorithms, influencers and audience amplification dynamics (Zhang et al. 2018) that foreground some arguments over others. The coalition formation that we identified should therefore be seen as at least partly particular to Twitter, meaning that the coalition formation may differ in e.g. parliamentary debates or newspaper discussions.

The UBI debate on Dutch Twitter also invites reflection on the phenomenon and role of online policy debates. This study shows considerable and complex online public engagement with UBI policy, which seemingly encouraged policymakers to pursue experiments with unconditional welfare (see also Groot, Muffels & Verlaat 2019). This involvement of online audiences in policy processes is not unique. An increasing number of case studies shows that online publics incidentally mobilize in relation to a range of policy agendas, be it internet regulations (Schunemann, Steiger & Stier 2015; Benkler et al. 2015), education policy (Supovitz, Daly & Del Fresno 2018; Schuster, Jörgens & Kolleck 2021), climate change (Schunemann 2020) or health policy (e.g. Bridge, Flint & Tench 2021) among others. As most of these studies imply some effect on the policy process, this phenomenon has strong potential implications for deliberative theory (Shirky 2008; Benkler 2006; cf. Hindman 2009) and the policy process (e.g. Zahariadis 2019; Sabatier & Weible 2019). Our understanding of popular influence on public policy would greatly benefit from bringing together the study of online policy debates in a single conceptual framework – especially in relation to online protests (e.g. Barbera et al. 2015), online amplification and agenda

setting dynamics (e.g. Zhang et al. 2018; Neuman et al. 2014) and the structure of online networks (Himmelboim, McCreery & Smith 2013). We see an opportunity to apply these strands of literature to the study of online policy debates, helping us to elaborate how online policy debates shape public policy formation. A systematic review of the study of online policy debates integrates and complements existing case studies, and may eventually elucidate and consolidate channels for stronger democratic participation in the policy process.

References

- Baker, A. C., Martin-West, S., Samra, S., & Cusack, M. (2020). Mitigating loss of health insurance and means tested benefits in an unconditional cash transfer experiment: Implementation lessons from Stockton's guaranteed income pilot. *SSM-population health*, 11, 100578.
- Barberá, P., Jost, J. T., Nagler, J., Tucker, J. A., & Bonneau, R. (2015). Tweeting from left to right: Is online political communication more than an echo chamber?. *Psychological science*, 26(10), 1531-1542.
- Barberá, P., & Rivero, G. (2015). Understanding the political representativeness of Twitter users. *Social Science Computer Review*, 33(6), 712-729.
- Barry, B. (1996). Real freedom and basic income. *Journal of Political Philosophy*, 4(3), 242-276.
- Benkler, Y., Roberts, H., Faris, R., Solow-Niederman, A., & Etling, B. (2015). Social mobilization and the networked public sphere: Mapping the SOPA-PIPA debate. *Political communication*, 32(4), 594-624.
- Bregman, R. (2013, October 14). Waarom we iedereen gratis geld moeten geven. De Correspondent. <https://decorrespondent.nl/10/waarom-we-iedereen-gratis-geld-moeten-geven/384450-0b1c02bd> [accessed 07.07.2022]
- Bregman, R. (2014). Gratis geld voor iedereen – En nog vijf grote ideeën die de wereld kunnen veranderen. De Correspondent. Bregman, R. (2017). *Utopia for realists: And how we can get there*. Bloomsbury Publishing.
- Bridge, G., Flint, S. W., & Tench, R. (2021). A mixed-method analysis of the# SugarTax debate on Twitter. *Public Health Nutrition*, 1-10.
- Browne, J. & Immervoll, H. (2017). Basic Income as a Policy Option: Technical Background Note Illustrating Costs and Distributional Implications for Selected Countries. Retrieved from:

<https://www.oecd.org/els/soc/Basic-Income-Policy-Option-2017-Brackground-Technical-Note.pdf>

[accessed 20.06.2021].

Busemeyer, M. R., & Sahm, A. H. (2021). Social investment, redistribution or basic income? Exploring the association between automation risk and welfare state attitudes in Europe. *Journal of Social Policy*, 1-20.

Chrisp, J., & Martinelli, L. (2019). Neither left nor right. In *The Palgrave international handbook of basic income* (pp. 477-492). Palgrave Macmillan, Cham.

De Wispelaere, J. (2016). The struggle for strategy: On the politics of the basic income proposal. *Politics*, 36(2), 131-141.

De Wispelaere, J., Halmetoja, A., & Pulkka, V. V. (2018). The rise (and fall) of the basic income experiment in Finland. In *CESifo Forum* (Vol. 19, No. 3, pp. 15-19). München: ifo Institut–Leibniz-Institut für Wirtschaftsforschung an der Universität München.

De Wispelaere, J., & Stirton, L. (2004). The many faces of universal basic income. *The Political Quarterly*, 75(3), 266-274.

Friedman, M. (2013). Negative Income Tax: The Original Idea. *Basic Income: An Anthology Of Contemporary Research*, 398-401.

Fromm, E. (1966). The psychological aspects of the guaranteed income. *Basic Income: An Anthology Of Contemporary Research*, 398-401.

Gielens, E., Roosma, F. & Achterberg P. (under review). Dimensions of controversy: Investigating the structure of public support for Universal Basic Income in the Netherlands. *Journal of European Social Policy*.

Gielens, E., Roosma, F., & Achterberg, P. (2022). More than a Free Lunch: A Content Analysis of the Controversies Surrounding Universal Basic Income on Dutch Twitter. *Social Policy and Society*, 1-21.

Goodin, R. E. (2001). Work and welfare: Towards a post-productivist welfare regime. *British Journal of Political Science*, 31(1), 13-39.

Green-Pedersen, C. (2001). Welfare-state retrenchment in Denmark and the Netherlands, 1982-1998: The role of party competition and party consensus. *Comparative Political Studies*, 34(9), 963-985.

- Groot, L., Muffels, R., & Verlaat, T. (2019). Welfare states' social investment strategies and the emergence of Dutch experiments on a minimum income guarantee. *Social Policy and Society*, 18(2), 277-287.
- Groot, L., & Van der Veen, R. (2000). Clues and Leads in the Debate on Basic Income in the Netherlands. In Van der Veen R. & Groot L. (eds.), *Basic income on the agenda. Policy objectives and political chances*, Amsterdam University Press, Amsterdam, 197-223.
- Himmelboim, I., McCreery, S., & Smith, M. (2013). Birds of a feather tweet together: Integrating network and content analyses to examine cross-ideology exposure on Twitter. *Journal of computer-mediated communication*, 18(2), 154-174.
- Leifeld, P. (2017). Discourse network analysis. *The Oxford handbook of political networks*, 301-326.
- Leifeld, P., & Haunss, S. (2012). Political discourse networks and the conflict over software patents in Europe. *European Journal of Political Research*, 51(3), 382-409.
- Liu, L. (2020). Universal Basic Income Activism in Switzerland and Austria. In *Political Activism and Basic Income Guarantee* (pp. 229-251). Palgrave Macmillan, Cham.
- Murray, C. (2008). Guaranteed income as a replacement for the welfare state. *Basic Income Studies*, 3(2).
- Offe, C., & Van Parijs, P. (2013). A non-productivist design for social policies. K. Widerquist, JA Noguera, Y. Vandenborgh, & J. De Wispelaere, *Basic Income: An Anthology of Contemporary Research*, 275-282.
- Perkiö, J. (2020). From rights to activation: The evolution of the idea of basic income in the Finnish political debate, 1980–2016. *Journal of Social Policy*, 49(1), 103-124.
- Perkiö, J., Rincon, L., & van Draanen, J. (2019). Framing basic income: comparing media framing of basic income in Canada, Finland, and Spain. In *The Palgrave International Handbook of Basic Income* (pp. 233-251). Palgrave Macmillan, Cham.
- Pierson, P. (2002). Coping with permanent austerity: welfare state restructuring in affluent democracies. *Revue française de sociologie*, 369-406.
- Purdy, D. (2013). 'Political Strategies for Basic Income', pp. 477–484 in Karl Widerquist, José A. Noguera, Yannick Vandenborgh, and Jürgen De Wispelaere, *Basic Income: An anthology of contemporary research* (Chichester: Wiley Blackwell).

- Reed, H., & Lansley, S. (2016). *Universal Basic Income: An idea whose time has come?*. London: Compass.
- Rincón, L., Vlandas, T., & Hiilamo, H. (2022). What's not to like? Benefit design, funding structure and support for universal basic income. *Journal of European Social Policy*, 09589287211072638.
- Rogers, R. (2014). Debanalising Twitter. *Twitter and Society*, New York, NY, ix-xxxviii.
- Roosma, F. (2022). A Struggle for Framing and Interpretation: The Impact of the 'Basic Income Experiments' on Social Policy Reform in the Netherlands. *European Journal of Social Security*, 13882627221109846.
- Sabatier, P. A., & Weible, C. M. (2019). The advocacy coalition framework: Innovations and clarifications. In *Theories of the policy process* (pp. 189-220). Routledge.
- Schünemann, W. J. (2020). Ready for the world? Measuring the (trans-) national quality of political issue publics on Twitter. *Media and Communication*, 8(4), 40-52.
- Schünemann, W. J., Steiger, S., & Stier, S. (2015). The net neutrality debate on Twitter. *Internet Policy Review*, 4(4).
- Schwander, H., & Vlandas, T. (2020). The Left and universal basic income: the role of ideology in individual support. *Journal of International and Comparative Social Policy*, 36(3), 237-268.
- Shirky, C. (2008). *Here comes everybody: The power of organizing without organizations*. Penguin.
- Stadelmann-Steffen, I., & Dermont, C. (2020). Citizens' opinions about basic income proposals compared—A conjoint analysis of Finland and Switzerland. *Journal of social policy*, 49(2), 383-403.
- Steensland, B. (2008). Why do policy frames change? Actor-idea coevolution in debates over welfare reform. *Social Forces*, 86(3), 1027-1054.
- Supovitz, J., Daly, A. J., & Del Fresno, M. (2018). The Common Core debate on Twitter and the rise of the activist public. *Journal of Educational Change*, 19(4), 419-440.
- Tegenlicht (2014). Gratis geld. Retrieved from: <https://www.vpro.nl/programmas/tegenlicht/kijk/afleveringen/2014-2015/gratis-geld.html> [accessed on 18.12.2021].

- Tegenlicht (2015). Experimenteren met gratis geld. Retrieved from: <https://www.vpro.nl/programmas/tegenlicht/kijk/afleveringen/2014-2015/experiment-gratis-geld.html> [accessed on 18.12.2021].
- Torry, M. (2016). *The Feasibility of Citizen's Income*. New York: Palgrave Macmillan.
- Traag, V. A., & Bruggeman, J. (2009). Community detection in networks with positive and negative links. *Physical Review E*, 80(3), 036115.
- Wieringa, M., Gorzeman, L., van Geenen, D. & Schäfer, M.T. (2018). Onderzoek naar de Nederlandse Twittersfeer. Retrieved from (September 2020): <https://dataschool.nl/nieuws/onderzoek-naar-de-nederlandse-twittersfeer/>
- Wright, E. O. (2006). Basic income as a socialist project. *Basic income studies*, 1(1).
- Vanderborght, Y. (2006). Why trade unions oppose basic income. *Basic Income Studies*, 1(1).
- van der Veen, R. (2019). Basic income experiments in the Netherlands?. *Basic Income Studies*, 14(1).
- Van der Veen, R. J., & Van Parijs, P. (1986). A capitalist road to communism. *Theory and Society*, 15(5), 635-655.
- Van Dijck, J., & Poell, T. (2013). Understanding social media logic. *Media and communication*, 1(1), 2-14.
- Van Parijs, P. (1991). Why surfers should be fed: the liberal case for an unconditional basic income. *Philosophy & Public Affairs*, 101-131.
- Verhoeven, I., & Tonkens, E. (2013). Talking active citizenship: Framing welfare state reform in England and the Netherlands. *Social Policy and Society*, 12(3), 415-426.
- Zahariadis, N. (2019). The multiple streams framework: Structure, limitations, prospects. In *Theories of the policy process* (pp. 65-92). Routledge.
- Zhang, Y., Wells, C., Wang, S., & Rohe, K. (2018). Attention and amplification in the hybrid media system: The composition and activity of Donald Trump's Twitter following during the 2016 presidential election. *New Media & Society*, 20(9), 3161-3182.

ⁱ <http://www.twitter.com/user/status/513653955780685824>
ⁱⁱ <http://www.twitter.com/user/status/513783616569372672>
ⁱⁱⁱ <http://www.twitter.com/user/status/513774984968540160>
^{iv} <http://www.twitter.com/user/status/587360816212639744>
^v <http://www.twitter.com/user/status/513784308361072640>
^{vi} <http://www.twitter.com/user/status/513783620754878465>
^{vii} <http://www.twitter.com/user/status/513770529522982912>
^{viii} <http://www.twitter.com/user/status/513769178445004801>
^{ix} <http://www.twitter.com/user/status/513695084853067777>
^x <http://www.twitter.com/user/status/513776547267117056>
^{xi} <http://www.twitter.com/user/status/587334669194133504>
^{xii} <http://www.twitter.com/user/status/628826446497234944>
^{xiii} <http://www.twitter.com/user/status/587340119771914240>
^{xiv} <http://www.twitter.com/user/status/513780817181806592>
^{xv} <http://www.twitter.com/user/status/587356083792039936>
^{xvi} <http://www.twitter.com/user/status/628894854853062656>
^{xvii} <http://www.twitter.com/user/status/513772912126746624>
^{xviii} <http://www.twitter.com/user/status/587341883002716160>
^{xix} <http://www.twitter.com/user/status/513794001921925122>
^{xx} <http://www.twitter.com/user/status/513769841992687616>
^{xxi} <http://www.twitter.com/user/status/628808155636568064>
^{xxii} <http://www.twitter.com/user/status/628919270647418880>
^{xxiii} <http://www.twitter.com/user/status/629034573230383104>
^{xxiv} <http://www.twitter.com/user/status/629034805750067204>
^{xxv} <http://www.twitter.com/user/status/513764972628049921>
^{xxvi} <http://www.twitter.com/user/status/628846620084432897>
^{xxvii} <http://www.twitter.com/user/status/628808330857869312>
^{xxviii} <http://www.twitter.com/user/status/513766800841244672>
^{xxix} <http://www.twitter.com/user/status/513780808700952576>
^{xxx} <http://www.twitter.com/user/status/628844435778994176>

^{xxxiii} <http://www.twitter.com/user/status/513769046257713153>