

Conversion of biomass to biofuels and life cycle assessment

Osman, Ahmed I.; Mehta, Neha; Elgarahy, Ahmed M.; Al-Hinai, Amer; Al-Muhtaseb, Ala'a H.; Rooney, David

DOI:

[10.1007/s10311-021-01273-0](https://doi.org/10.1007/s10311-021-01273-0)

License:

Creative Commons: Attribution (CC BY)

Document Version

Publisher's PDF, also known as Version of record

Citation for published version (Harvard):

Osman, AI, Mehta, N, Elgarahy, AM, Al-Hinai, A, Al-Muhtaseb, AH & Rooney, D 2021, 'Conversion of biomass to biofuels and life cycle assessment: a review', *Environmental Chemistry Letters*, vol. 19, no. 6, pp. 4075-4118. <https://doi.org/10.1007/s10311-021-01273-0>

[Link to publication on Research at Birmingham portal](#)

General rights

Unless a licence is specified above, all rights (including copyright and moral rights) in this document are retained by the authors and/or the copyright holders. The express permission of the copyright holder must be obtained for any use of this material other than for purposes permitted by law.

- Users may freely distribute the URL that is used to identify this publication.
- Users may download and/or print one copy of the publication from the University of Birmingham research portal for the purpose of private study or non-commercial research.
- User may use extracts from the document in line with the concept of 'fair dealing' under the Copyright, Designs and Patents Act 1988 (?)
- Users may not further distribute the material nor use it for the purposes of commercial gain.

Where a licence is displayed above, please note the terms and conditions of the licence govern your use of this document.

When citing, please reference the published version.

Take down policy

While the University of Birmingham exercises care and attention in making items available there are rare occasions when an item has been uploaded in error or has been deemed to be commercially or otherwise sensitive.

If you believe that this is the case for this document, please contact UBIRA@lists.bham.ac.uk providing details and we will remove access to the work immediately and investigate.



Conversion of biomass to biofuels and life cycle assessment: a review

Ahmed I. Osman¹ · Neha Mehta^{1,2} · Ahmed M. Elgarahy^{3,4} · Amer Al-Hinai⁵ · Ala'a H. Al-Muhtaseb⁶ · David W. Rooney¹

Received: 6 May 2021 / Accepted: 9 July 2021 / Published online: 23 July 2021
© The Author(s) 2021

Abstract

The global energy demand is projected to rise by almost 28% by 2040 compared to current levels. Biomass is a promising energy source for producing either solid or liquid fuels. Biofuels are alternatives to fossil fuels to reduce anthropogenic greenhouse gas emissions. Nonetheless, policy decisions for biofuels should be based on evidence that biofuels are produced in a sustainable manner. To this end, life cycle assessment (LCA) provides information on environmental impacts associated with biofuel production chains. Here, we review advances in biomass conversion to biofuels and their environmental impact by life cycle assessment. Processes are gasification, combustion, pyrolysis, enzymatic hydrolysis routes and fermentation. Thermochemical processes are classified into low temperature, below 300 °C, and high temperature, higher than 300 °C, i.e. gasification, combustion and pyrolysis. Pyrolysis is promising because it operates at a relatively lower temperature of up to 500 °C, compared to gasification, which operates at 800–1300 °C. We focus on 1) the drawbacks and advantages of the thermochemical and biochemical conversion routes of biomass into various fuels and the possibility of integrating these routes for better process efficiency; 2) methodological approaches and key findings from 40 LCA studies on biomass to biofuel conversion pathways published from 2019 to 2021; and 3) bibliometric trends and knowledge gaps in biomass conversion into biofuels using thermochemical and biochemical routes. The integration of hydrothermal and biochemical routes is promising for the circular economy.

Keywords Biomass · Biofuel · Thermochemical · Biochemical · Life cycle assessment

Introduction

In recent decades, urbanisation, modernisation and industrialisation linked to energy production and utilisation have been a fundamental loop in various economic, scientific and social sectors (Ahmad Ansari et al. 2020; Shrivastava et al. 2019). The depletion of non-renewable fuel sources, accompanied with greenhouse gas emissions, has become a critical issue (Fawzy et al. 2020; Osman et al. 2021). Therefore, the necessary shift for exploring alternative options to overcome the world-scale looming energy crisis, considering the environmental concerns and its mitigation, while confronting the spiralling energy demand has become an urgent need of the hour.

Biomass, unlike other sustainable energy sources such as wind, solar, geothermal, marine and hydropower, can directly produce fuel along with chemicals (Quereshi et al. 2021; Farrell et al. 2019; Farrell et al. 2020). Thus, it is not feasible to substitute fossil-based fuels with the aforementioned sustainable energy sources; hence, biomass

✉ Ahmed I. Osman
aosmanahmed01@qub.ac.uk

✉ Amer Al-Hinai
hinai@squ.edu.om

✉ Ala'a H. Al-Muhtaseb
muhtaseb@squ.edu.om

¹ School of Chemistry and Chemical Engineering, Queen's University Belfast, Belfast, Northern Ireland BT9 5AG, UK

² The Centre for Advanced Sustainable Energy, David Keir Building, Queen's University Belfast, Stranmillis Road, Belfast, Northern Ireland BT9 5AG, UK

³ Environmental Science Department, Faculty of Science, Port Said University, Port Said, Egypt

⁴ Egyptian Propylene and Polypropylene Company (EPPC), Port-Said, Egypt

⁵ Department of Electrical and Computer Engineering, College of Engineering, Sultan Qaboos University, Muscat, Oman

⁶ Department of Petroleum and Chemical Engineering, College of Engineering, Sultan Qaboos University, Muscat, Oman

utilisation to produce fuel and chemicals is required (Bharti et al. 2021). Biomass is classified as non-lignocellulosic or lignocellulosic in nature and exists in various forms such as woody, herbaceous, aquatic debris, farming manure and by-products and other forms (Osman et al. 2019; Kaloudas et al. 2021). Various technologies are used to convert biomass into fuel or chemicals, such as gasification, combustion, pyrolysis, enzymatic hydrolysis routes and the fermentation processes (Abou Rjeily et al. 2021; Peng et al. 2020).

A recent review discussed integrating hydrothermal and biochemical routes in biomass utilisation from a circular bioeconomy approach (Song et al. 2021). The thermochemical methods usually involve a high energy intake along with solvent or catalyst addition. Meanwhile, the biochemical route has a lengthy cycle period and is less efficient in breaking down recalcitrant biomass materials. Thus, combining those two routes can be promising by incorporating the benefits of both methods in biofuel processing. They proposed a schematic route where hydrothermal routes are being used in the pretreatment stage to prepare the appropriate biomass feedstock for the following biological routes to improve the overall process efficiency and final product yields and vice versa,

as shown in Fig. 1. There are unprecedented challenges with the integration of thermochemical and biochemical routes. For instance, the catalysts or solvent utilisation of the thermal routes may result in poisoning or kill the microorganism or generate various inhibitors that can affect the biological progress routes. Furthermore, this integration may lead to additional costs.

Identifying sources of biofuels such as biodiesel and biochar can potentially reduce the environmental impacts of fossil fuels (Balajii and Niju 2019; Gunarathne et al. 2019). Biofuels can also counter the increasing use of fossil resources and prevent pressure on non-renewable sources (Peng et al. 2020; Hassan et al. 2020). However, it is important to use practical, scientific and robust tools to evaluate the real benefits of using biofuels over conventional energy sources (Chamkalani et al. 2020; Kargbo et al. 2021). Life cycle assessment (LCA) has been identified as a comprehensive evaluation approach (Astrup et al. 2015) to measure environmental impacts over the entire production chain of biofuels (Collotta et al. 2019).

Therefore, this review aims to critically evaluate existing biomass to biofuel pathways and associated studies

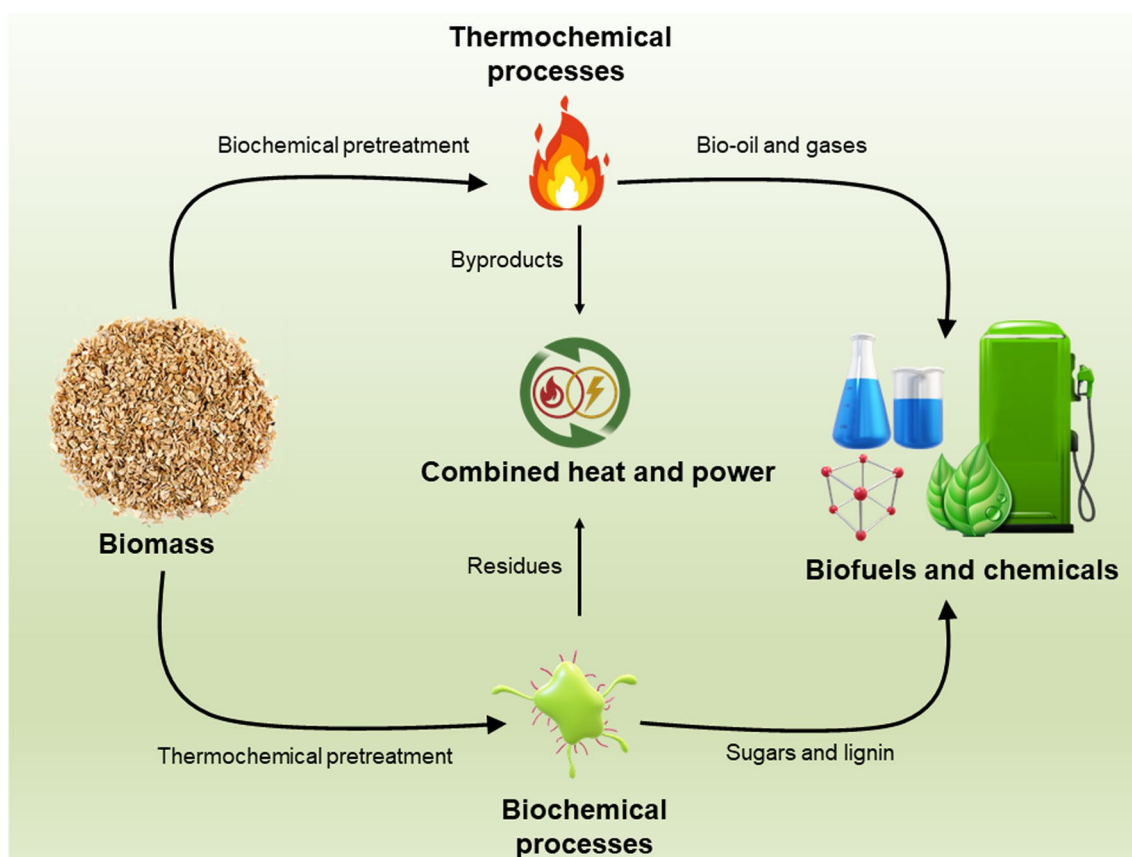


Fig. 1 Integration of hydrothermal and biochemical routes in biomass utilisation from a circular economy approach. Firstly, the biomass is pretreated using a biochemical process for the following thermochem-

ical route or vice versa by thermochemical pretreatment for the following biochemical route and eventually producing biofuel or chemicals

which evaluated environmental impacts for the entire life cycle. The main objectives were to: (1) critically review recent advances in biofuel production processes, (2) analyse existing LCA studies and highlight key methodological approaches and present critical findings.

Bibliometric analysis

Bibliometric research methodology: TOPIC: ‘biomass pyrolysis’ OR TOPIC: ‘biomass gasification’ OR TOPIC: ‘biomass combustion’ OR TOPIC: ‘biomass hydrothermal liquefaction’ OR TOPIC: ‘biomass torrefaction’ OR TOPIC: ‘biomass fermentation’ OR TOPIC: ‘anaerobic digestion’ AND TOPIC: ‘biomass into fuels’ AND TOPIC: (‘thermochemical’ OR ‘thermo-chemical’) AND TOPIC: ‘biochemical’. The document type selected in the bibliographic search was articles, the timespan: All years.

It is a complex process to assess the sustainability of biofuels. This is because the use of energy crops can cause the transformation of natural and agricultural land for the cultivation of these crops. Moreover, various technical pathways range from biological to thermochemical conversion processes, all involving range of products and co-products. Therefore, it is imperative to conduct the LCA of the biofuel production chain. This study provides an overview of LCA approaches by recent studies. Keywords: ‘biomass’, ‘biofuel’, ‘life cycle assessment’, ‘environmental impact assessment’, were used for literature search in the Web of Science database. Forty most complete studies published from 2019–2021 were selected for analysis in the present study.

Biomass conversion technologies

Harnessing various renewable energy resources is considered affordable, reliable and sustainable solutions for their excessive availability, such as agriculture wastes, domestic wastes, forest residues, industrial wastes and human excreta. Among them, biomass is the most significant contributor with 9% (~ 51 EJ) of the global overall primary energy supply, out of which about 55% is traditionally used in daily living activities such as heating and cooking, especially in developing countries (Chan et al. 2019). Slade et al. (2014) revealed the possibility of biomass, wastes and energy crops for sharing up to ~ 100 EJ in the world energy supply (Slade et al. 2014).

Economically, biomass combustion is not the best strategy to utilise biomass because of causing severe environmental damage as well as not recovery of the total energy stored in the substrates (Ullah et al. 2015). In this context, biomass conversion into solid, liquid and gaseous forms is deemed an efficient and green energy supplier for various

sectors comprising heat, power and transport fuel (Kargbo et al. 2021; Wang et al. 2020a). For this purpose, two grouped distinct routes, namely thermochemical and biochemical, are currently used. Thermochemical methods use the whole biomass in the presence of a heat source and controllable oxygen atmosphere to modify it to different energy forms.

In contrast, biochemical methods employ enzymes, bacteria or other engineered organisms to transform it to liquid fuels such as drop-in-biofuels (Shen and Yoshikawa 2013; Singh et al. 2016). During the past decades, the biomass-derived fuel synthesis process has upgraded from the first-generation biofuel to fourth-generation biofuel, passing by second and third generations. Food crops, inedible biomass, macro/microalgal biomass and genetically bioengineered algal and microbial systems-based biofuels are examples for the first, second, third and fourth generations, respectively (Martin 2010; Adelabu et al. 2019; Aro, 2016; Ben-Iwo et al. 2016). Innumerable biomass-based fuels, chemicals and organic compounds such as methane, ethane, propane, butane, ethylene, methanol, ethanol, butanol, dimethyl ether, ammonia, acetic acid, formaldehyde, gasoline, diesel, wax, paraffin, bio-jet fuels and others have been produced throughout different biomass to liquid routes and presently available in the markets throughout the world (Demirbas and Demirbas, 2010).

Thermochemical conversion methods

Thermochemically, diverse technologies including direct combustion, torrefaction, hydrothermal liquefaction, pyrolysis and gasification have been implemented to produce liquid fuels from biomass, as shown in Fig. 2. Practically, the biomass is decomposed in controllable operational conditions to produce solid, liquid and gas (syngas), which need a supplementary catalytic promotion process to produce liquid fuels called drop-in biofuel. One of its most important features is its capabilities to utilise any biomass type as a biomaterial feedstock, unlike biochemical conversion methods (Raheem et al. 2015).

The thermal-based processes are also classified into low-temperature, which typically operate at < 300 °C, such as torrefaction, hydrothermal carbonisation and high-temperature that operate at > 300 °C, such as gasification, combustion and pyrolysis biomass conversion methods (Quereshi et al. 2021). The direct combustion (flaming or smouldering) of biomass to produce energy usually operates in the temperature range of 1000–2000 °C in the presence of air. However, there are emissions associated with such processes as NO_x and pollutants (Osman 2020). Hence, gasification which typically operates at 800–1300 °C is seen as a potential substitute to produce energy and chemicals as well. The synthesis gas produced from the gasification process can

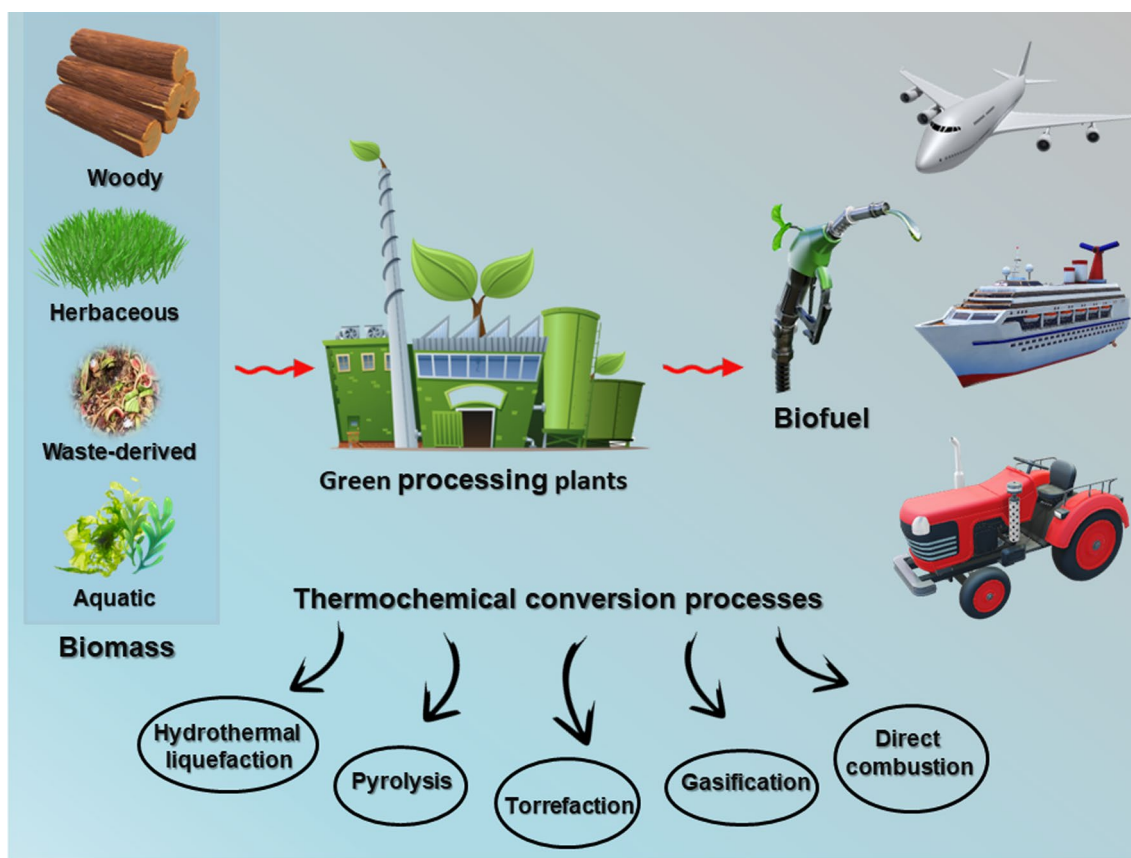


Fig. 2 Thermochemical conversion of biomass, including hydrothermal liquefaction, pyrolysis, torrefaction, gasification and direct combustion processes. Different types of biomass are treated in pro-

cessing plants into liquid biofuels for energy purposes or for the production of value-added chemicals

be used for electricity production, as well as the conversion into liquid fuel via the Fischer–Tropsch route. Interestingly, pyrolysis is considered a promising route requiring a lower temperature of up to 500 °C compared to the gasification process.

Direct combustion

Biomass utilisation as fuel was closely linked with the beginning of human civilisation. Moreover, it is the highest contributor source of clean energy globally (Mladenović et al. 2018). Biomass combustion is described as a group of chemical reactions involving carbon dioxide and water formation resulting from the transformation of carbon and hydrogen, respectively, by oxidation reactions. Improper oxygen quality can result in incomplete combustion associated with release of atmospheric pollutants (i.e. CO, NO_x, SO₂ and particulate matter) (Yang et al. 2020). Nowadays, the usage of effective fabricated combustion systems such as combustion control systems that simultaneously use conventional and alternative biomass resources has become a predominant feature industrially.

In waste-to-energy facilities, biomass can be separately burned or combined in co-firing with coal to produce steam, used later in electricity generation. The net electricity efficacy generated from coal/biomass in co-firing power plant system varied from 36 up to 44% based on as-used strategy and biomass specifications (quantity and quality). Despite the present feasibility of 20% of co-firing as energy basis in addition to a theoretical achievability of 50%, only less than 5% and sometimes surpasses to 10% of biomass contribution continuously. It has been estimated that only 10% of biomass usage in co-firing systems in power plants can decline the release of CO₂ to the atmosphere from 45 to 450 million tonnes/year by 2035 (Sahu et al. 2014). Considering the physicochemical properties of fuel and its required volume to air for avoiding any troubles in the fuel-to-air ratio, excessive air can be forwarded to the reaction to control the temperature of the burning system and ensure complete combustion (Vicente and Alves, 2018). Majorly, combustion physicochemical features of biomass can be categorised into macroscopic and microscopic. Comprehensively, macroscopic features are provided by macroscopic analyses such as proximate analysis such as moisture tenor, sulphur,

particle magnitude, calorific value, bulk density, fixed carbon and ash fusion. This is coupled with ultimate analysis such as C, H, N, O and S %, whereas microscopic analyses include chemical, thermal and mineral data (Khodaei et al. 2015).

Main combustion reactions are as follows: (1) drying out of biomass, (2) pyrolysis, (3) pre-combustion reaction, (4) primary combustion, (5) secondary combustion and (6) effluent stack gas. Parameters that influence the combustion process include biomass magnitude, specific gravity, moisture tenor, ash percentage, elemental composition and anatomical structure as lignin, cellulose and hemicellulose. Different researchers highlighted that about 95–97% of the global bioenergy production is based on direct biomass combustion (Fouilland et al. 2010; Zhang et al. 2010). Given the massive quantity of ash produced from coal burning (~780 million tonnes), a less quantity of biomass ash (~480 million tonnes/year) was assumed to be generated coincided with the burning of 7 billion tonnes of biomass (Vassilev et al. 2013; Izquierdo and Querol, 2012). Retrofitting investment cost characterised to various power plants was USD 430–500/kW, USD 760–900/kW and USD 3000–4000/kW for co-feed plants and separate feed plants indirect co-firing, respectively. These investigated costs were totally more minuscule than the specified outlays of 100% biomass power generations facilities (Sahu et al. 2014). Table 1 presents the energy content in MJ/kg for several kinds of biomass, whereas Table 2 displays the differences in the physicochemical characteristics of biomass and coal-based fuels.

Table 2 Physicochemical characteristics of biomass and coal-based fuels (Demirbas, 2004)

Property	Biomass	Coal
Particle size (mm)	3	100
Fuel density	500	1300
Carbon content*	43–54	65–85
Oxygen content*	35–45	2–15
Sulphur content*	Max 0.5	0.5–7.5
AL ₂ O ₃ content*	2.4–9.5	15–25
SiO ₂ content*	23–49	40–60
K ₂ O content*	4–48	2–6
Fe ₂ O ₃ content*	1.5–8.5	8–18
Ignition temperature	418–426	490–595
Heating value	14–21	23–28

*(wet % of dry fuel)

As a solid fuel, fossil-based fuels are still dominating this sector for power generation and heat. However, biomass utilisation in the co-combustion along with fossil-based fuel is seen as a cost-effective and interesting option (Variny et al. 2021). Co-combustion of those two feedstocks offers higher power generation than biomass alone, and biomass ash is acting as a sulphur capture and mitigates the sulphur oxide emissions. On the other hand, some challenges arise when mixing fossil-based coal with biomass, leading to higher corrosion, slagging and fouling due to the high alkali contents within the biomass. In fact, the projected gradual

Table 1 Energy contents of biomass sources, in MJ/kg

Biomass type	Energy content (MJ/kg)	Biomass type	Energy content (MJ/kg)	Biomass type	Energy content (MJ/kg)
Greenwood	8	Sour cherry stalk	17.59	Coconut shell	20.00
Manure	8.650	Tobacco leaf	17.97	Oven dry plant matter	20
Sewage	10.510	Corn cob	17.99	Wood bark	20.3
Mustard stalk	10.73	Soybean cake	18.30	Hazelnut shell	20.47
Corn stover	10.730	Peanut shell	18.46	Spruce wood	20.5
Rice husk	13.524	Cereals	18.61	Wood bark	20.57
Peat	15.30	Ailanthus wood	18.93	Peach stones	20.657
Cotton gin	15.500	Tobacco stalk	19.02	Olive cake	21.57
Olive refuse	15.77	Hazelnut seed coat	19.2	Olive husk	21.8
Fuelwood	16.10	Eucalyptus (Grandis)	19.35	Oak bark	22
Peach bagasse	16.24	Poplar	19.38	Olive pits	22
Potatoes	17.00	Colza seed	19.38	Apricot stones	22.082
Potato peel	17.18	Spruce wood	19.45	Tuncbilek lignite	23.212
Corn cob	17.3	Coir pith	19.50	Rape seed	27.80
Sugar beet	17.40	Black locust	19.71	Tyres	36.800
Cotton cake	17.50	Groundnut shell	19.80	Methane gas	55

Data sourced from: Sami et al. 2001; Demirbas 2001; Demirbas 2005; Atimtay 2010; Haykiri-Acma 2003; Borjesson 1996; Raveendran and Ganesh 1996; Erol et al. 2010; Friedl et al. 2005

shutdown of fossil-based power plants will limit this co-combustion approach. Technologies such as gasification and pyrolysis should be the main focus, to be competitive and fully available in the near future.

Torrefaction

Torrefaction is an endothermic pretreatment pathway that mainly proceeded at temperatures ranging from 200 to 300 °C and a non-accelerated heating rate of less than 50 °C/min in an oxygen-free atmosphere. This process is used for upgrading the solid biomass to produce a torrefied product used later as a suitable alternate to coal (Cahyanti et al. 2020). Three transformational reactions, including: volatilisation, polymerisation and carbonisation, occur during the torrefaction process. The process efficacy is influenced by temperature, reaction time, particle magnitude, carrier gas type and flow, catalyst and performance index (Chen et al. 2021). This strategy significantly improves the physicochemical properties of utilised biomass such as hydrophobicity, grindability, mass/energy density, ignitability, moisture expelling and homogeneity (Chen and Kuo 2011).

Commonly, the torrefied product is termed bio-coal or green coal and biochar when used as fuel and soil amendment. Based on the mode of operation, the torrefaction process can be practically classified into dry, wet and steam modes (Barskov et al. 2019). In dry torrefaction, biomaterial feedstock can be torrefied in non-oxidative; for example, nitrogen and carbon dioxide are carrier gases or oxidative mediums such as air, flue gases and other streams with various oxygen concentrations at working temperatures ranging from 200 to 300 °C. Attributing to oxygen presence, the oxidative scenario has a better reaction rate than the other non-oxidative scenario and minimises the reaction time (Thanapal et al. 2014; Lynam et al. 2011).

Contrarily, in the wet torrefaction, the biomass is torrefied in a wet environment, typically water and dilute acids at 180–260 °C and 5–240 min for surrounding temperature and holding time, respectively, and the produced solid is termed as hydrochar. Under these subcritical conditions, physicochemical properties of water such as density, diffusivity, dielectric constant and viscosity alter and improve the biomass degradation process, which further upgrades the torrefaction process (Bach and Skreiberg 2016; Balat et al. 2008).

Besides the two mentioned routes, steam torrefaction by introducing steam with elevated temperature and pressure is conducted to torrefy the biomass at 200–260 °C and 5–10 min for environmental temperature and contact period, respectively. The subsequently accelerated venting of the pressure will allow steam to bulge the biomass and split it with minor loss in the feedstock.

Commercially, the torrefaction process is a potential scenario to be applied in various applications. Salapa et al. revealed the high adsorption capacity of torrefied barley straw of 11.65 mg/g at operating parameters of 220 °C and 20 min (Salapa et al. 2018). Other researchers evaluated the torrefaction process's impacts at different contact periods (i.e. 20, 40 and 60 min) and temperature (160–260 °C) on ethanol generation based on rice straw. They found out that the best yield of 351 mg/g was obtained at operating parameters of 220 °C and 40 min.

Additionally, they confirmed that the torrefied biomass enhanced the yield of ethanol production at a value of 50.67% compared with the untreated one (Chiaramonti et al. 2011; Sheikh et al. 2013). An enhancement in the ethanol production yield is based on torrefied sugarcane bagasse and waste jute caddies by 19.34 and 20.28%, respectively, compared with the untreated biomass (Chaluvadi et al. 2019).

Igalavithana et al. demonstrated that torrefied product could be positively utilised in soil improvement because it increases air space, water retention efficiency, plant prosperity, microbial community and enzymes activity (Igalavithana et al. 2017). Ogura et al. observed an increase in the growth of the *J. curcas* when it was exposed to varied ratios of 250 °C torrefied biomass of 1, 3 and 5% (Ogura et al. 2016). The feasibility of using torrefaction condensate in plant safeguarding pathways (pest repellent, insecticide and herbicide) was confirmed considering its minimum amounts of polycyclic aromatic hydrocarbons and phenolic compounds. Comparing the as-generated condensate resulting from different biomass feedstocks such as pine bark, forest residue, wheat straw and willow biomass, the condensate based on willow had the best pesticide performance (Hagner et al. 2020). Table 3 presents more details about the physicochemical properties of numerous biomass after the torrefaction process.

Hydrothermal liquefaction

Hydrothermal liquefaction is defined as a thermochemical pathway at which the lignocellulosic feedstock, whether wet or dry, is effectively decomposed into renewable liquid fuel (Guo et al. 2015). Based on the mode of operation, it can be divided into two main subclasses: (1) indirect liquefaction and (2) solvent liquefaction (Mika et al. 2018). In the first scenario, biomass or its liquefied products are first converted into syngas followed by a subsequent fuel synthesis (i.e. alcohols and alkanes). In contrast, in the second, direct conversion of biomass into liquid fuel occurs by the action of proton solvents such as water, alcohols, phenols, sulpholane and ionic liquid. Solvent liquefaction has the priority to be implemented over the other scenario because of its remarkable merits, moderate operational conditions and higher yield of products (Gollakota et al. 2018).

Table 3 Physicochemical properties of biomass after torrefaction

Biomass	Fixed carbon (wt.%)	Volatile matter (wt.%)	Ash content	O/C ratio	H/C ratio	Higher heating value (MJ/kg)	References
Cotton stalk	16.48–34.01	53.62–75.44	4.79–9.88	0.25–0.83	0.06–0.14	18.68–25.43	Chen et al. (2014a), Chen et al. (2014b), Chen et al. (2014c)
Corn stalk	18.41–41.19	35.30–69.32	9.18–20.52	0.18–0.85	0.06–0.15	18.26–23.61	
Rice straw	17–48	44.5–79.6	6–8	0.24–0.81	0.09–0.16	19.0–28.6	Nam and Capareda (2015)
Oil palm fibre	5–25	3–48	6–7	0.22–0.62	0.02–0.10	11.13–23.98	Chen et al. (2013)
<i>Cryptomeria japonica</i>	12–25	5–54	0	0.23–0.63	0.02–0.09	21.94–28.81	
Coconut fibre	2–27	2–40	0.5–3	0.22–0.55	0.02–0.09	11.86–26.46	
Eucalyptus	15–28	10–61	0	0.28–0.64	0.02–0.09	20.59–26.28	
Bamboo	25.05–47.03	48.05–70.20	1.43–1.95	0.34–0.63	0.07–0.10	21.02–27.26	Chen et al. (2012a), Chen et al. (2012b)
Rice husk sugar cane bagasse Madagascari almond	22.27–41.17	33.33–61.88	13.18–23.11	0.32–0.70	0.06–0.10	17.68–21.48	
Oil palm	32.58–43.67	39.60–53.76	9.97–13.52	0.29–0.54	0.06–0.08	20.61–23.54	
Reed canary grass	13.3–21.3	70.5–80.3	6.4–8.3	0.67–0.74	0.11–0.13	20.0–21.8	Bridgeman et al. (2008)
Wheat straw	15.6–38	51.8–77	7.4–10.2	0.48–0.72	0.10–0.12	19.8–22.6	
Olive tree pruning	20.4	74.5	2.4	0.89	0.16	N/A	Martin-Lara et al. (2017)
Olive trimmings	16.54–32.57	55.96–77.65	3.87–7.87	0.18–0.70	0.08–0.12	19.6–28.4	Martin-Lara et al. (2017), Volpe et al. (2015)
Olive pulp	19.98–50.40	41.99–77.22	1.50–6.67	0.24–0.72	0.08–0.12	20–26.8	
Orange peel waste	38.9–62.2	37.8–61.1	3.3–5.6	0.24–0.65	0.06–0.10	21.45–28.74	
Lemon peel waste	35.7–61.8	38.2–64.3	3.5–6.3	0.22–0.68	0.06–0.10	21.09–28.75	
Jatropha seed residue	13.5–35.5	55.5–79.8	6.25–7.60	0.29–0.49	1.14–1.50	21.8–23.8	Hsu et al. (2018)

The main process parameters that directly influence the hydrothermal liquefaction process include biomass composition, particle size, pressure, temperature, heating rate, residence time, feed/solvent ratio and presence of the catalyst and reducing gas. Generally, the hydrothermal liquefaction process operates at mild operational parameters of temperature in the temperature range of 250–500 °C and pressure of 5–35 MPa and contact periods of 5–60 min. These processes are conducted in the presence of solvents such as sub/supercritical water, organic solvents and mixed solvents such as the combination of water + organic solvent (Yang et al. 2019; Akalin et al. 2017).

The utilisation of water as a solvent has numerous advantages over conventional organic solvents due to its natural occurrence in biomass and eco-friendliness. On the contrary of water state at ambient conditions, the compressed water in a liquid state at the following critical conditions of temperature and pressure of 374 °C and 22.064 MPa, respectively, generates higher ionic products (i.e. H_3O^+ and OH^-) ions. Proximity to the mentioned critical conditions, the physicochemical properties of water such as density, viscosity, dielectric constant, polarity and permittivity change (Arun et al. 2021). Decrease in the

viscosity as well as dielectric constant and weakening of water hydrogen bonds consequently enhance the solubility of hydrophobic organic compounds associated with an improvement in the catalytic activity of acid–base reactions. This results in biomass conversion into four main fractions: bio-crude fuel (liquid), water-soluble products, solid residue and gases.

Moreover, hydrothermal liquefaction is regarded as lesser energy consumption and a higher efficiency strategy than pyrolysis because of the better physicochemical properties. The produced bio-crude from the hydrothermal liquefaction process has an oxygen content of 10–20 wt.% and a heating value of 30–35 MJ/kg, which is typically higher than those obtained from the conventional pyrolysis process (Guo et al. 2019). During the hydrothermal liquefaction process, the oxygen contained in the biomass is partially eliminated by dehydration, decarboxylation and decarbonylation reactions associated with producing CO , CO_2 and H_2O . Despite its higher quality, the higher oxygen content produces a highly sticky and acidic bio-crude product with a low heating value. Distinctly, its quality enormously varies depending on the operational parameters and biomaterial feedstock composition (Scarsella et al. 2020).

Hence, the importance of downstream upgrading treatment such as catalytic cracking and hydrotreating for the obtained bio-crude cannot be ignored for further utilisation as a transportation drop-in fuel. In situ upgrading using various acidic or alkaline homogenous catalysts such as HCl, H₃PO₄, K₂CO₃, Na₂CO₃, NaOH, KOH and Ca(OH)₂ and heterogeneous catalysts has been studied in detail (Perkins et al. 2019). Despite its cost and energy-saving nature, it has some disadvantages, such as operating at high pressure that results in the necessity of (1) solid/water slurries reliable pumping, (2) suitable unit metallurgy to avoid the potentially corrosive nature of slurries at the operational parameters of elevated pressures and mild temperatures and (3) usage of heat exchangers with high surface areas to overcome the problem of low heat transfer coefficients (Beims et al. 2020). Li et al. (2017) liquefied wheat straw biomass at a pre-adjusted temperature of 270 °C for 120 min, and the resulting oil was forwarded for manufacturing of bio-polyols and polyurethane foams (Li et al. 2017).

Crude oil originated from liquefaction of bark biomass was directed to produce bio-based phenol–formaldehyde formable resole as reported by Li et al. (Li et al. 2016). Spent

coffee grounds of approximately 15 and 17.4% for lipids and proteins, respectively, were liquefied to output crude bio-oil under N₂ atmosphere at (200–300 °C) and (5–25 min). The highest yield of acetone-recovered bio-crude oil (47.3 wt%) was obtained at 275 °C and 10 min with an estimated higher heating value of 31.0 MJ/kg⁻¹, better than that of spent coffee grounds of 20.2 MJ/kg (Yang et al. 2016). Xiu et al. performed a study on swine manure composed of < 1%, 17.1%, 22.3% and ~35% for lignin, crude protein, ash content and saccharide, respectively. They successfully liquefied into bio-crude oil under N₂ atmosphere at a temperature range of 260–340 °C and a contact period of 15 min with a yield of 24.2 wt.% and higher heating value of 36.05 MJ/kg (Xiu et al. 2010). Table 4 presents the proximate as well as ultimate investigations of crude bio-oil prepared from several biomaterials through the hydrothermal liquefaction process.

Pyrolysis

Pyrolysis is counted as one of the most as-used thermochemical scenarios to degrade the carbonaceous biomass, such as cellulose, hemicellulose and lignin (Aravind et al.

Table 4 Proximate and ultimate analyses of bio-crude oil prepared from several biomass through hydrothermal liquefaction process. Where, the higher heating value is abbreviated as HHV

Feedstock	Elemental composition of product species after Hydrothermal liquefaction					Physicochemical properties of the products				References
	C (%)	H (%)	N (%)	O (%)	S (%)	Ash %	Moisture %	HHV	Yield %	
Spirulina algae	68.9	8.9	6.5	14.9	0.86	–	–	33.2	32.6	Vardon et al. (2011)
Anaerobic sludge	66.6	9.2	4.3	18.9	0.97	–	–	32.0	9.4	
Cladophora glomerata	26.8	3.53	2.14	20.48	0.22	36.5	9.1	10.29	–	Plis et al. (2015)
Nannochloropsis gaditana	40.3	5.97	6.30	14.49	0.37	28.3	4.1	18.53	–	
Almeriansis	73.2	9.3	5.1	0.8	11.7	35.8	20.0	–	42.6	López Barreiro et al. (2015)
Gaditana	74.2	9.3	4.0	0.6	11.8	36.2	12.4	–	50.8	
Swine manure	71	8.9	4.1	0.21	14.2	35	–	–	61	Toor et al. (2011)
Algae Dunaliella tertiolecta	63.55	7.66	3.71	–	25.8	30.7	–	–	25.8	
Porphyridium	66–83	5–11	0–12	0–1	8–27	22.8–36.9	–	–	5–25	
A.esculenta	73.8	8	3.8	14	0.8	–	–	33.8	17.8	Anastasakis and Ross (2015)
L.digitata	70.5	7.8	4.0	17	0.7	–	–	32	17.6	
L.Saccharina	31.3	3.7	2.4	26.3	0.7	24.2	9.2	12	–	
Fucus vesiculosus	32.88	4.77	2.53	35.63	2.44	11.8	–	15.0	–	Ross et al. (2008)
Laminaria hyperborea	34.97	5.31	1.12	35.09	2.06	11.2	–	16.54	–	
Miscanthus	46.32	5.58	0.56	41.79	0.2	2.1	–	19.08	–	
A.azuera	40.82	5.56	0.63	52.99	–	10.61	6.03	52.99	–	Aysu et al. (2016)
Nannochloropsis Oceana	77.6	4.9	3.4	–	0.3	–	–	37.70	54.2	Caporgno et al. (2016)
Aspen wood	75.2	8.2	0.5	15.8	0.3	0.48	3.8	34.3	–	Pedersen et al. (2016)
Arthrospira platensis	74.5	10.2	6.8	7.5	1.0	–	–	38.65	30	Lavanya et al. (2016)
Tetraselmis	71.4	9.5	5.7	12.3	1.1	–	–	35.58	29	
Nannochloropsis Salina	55.16	6.87	2.73	33.97	1.27	2.48	4.95	25.40	–	Toor et al. (2013)
Seaweed meal	43.99	5.95	5.21	36.13	1.02	7.7	7.92	18.35	–	Ferrera-Lorenzo et al. (2014)
Laurel algae	48.97	6.38	3.02	41.63	–	10.53	9.95	19.77	–	Ertas and Alma (2010)

2020). This results in the generation of solid, liquid and gas biofuels in an oxygen-free atmosphere via endothermic reaction (Perkins et al. 2018). The yield of the pyrolytic products is influenced by factors, including feedstock composition such as structure and complexity. This is also coupled with pyrolysis impacting factors such as particle size, temperature, heating rate, residence time, inert gas type, inert gas flow, catalyst type and others (Azizi et al. 2018).

Complex reactions such as dehydration, decarboxylation, decarbonylation, hydrogenation, isomerisation, aromatisation, depolymerisation and charring are involved in the thermal decomposition process of biomass. Typically, pyrolysis of biomass undergoes the following steps: (1) transfer of heat from its source to biomass to initiate the reaction, (2) elevated pyrolysis temperature of primary vapours contributes to volatiles and char formation, (3) because of the influx of hot vapours to the biomass, heat migration continues between unpyrolysed fuel and hot volatiles, (4) volatiles condensation associated with secondary reactions leads to tar formation and (5) autocatalytic secondary pyrolysis reactions take place in conjugation with primary pyrolytic reaction (Dabros et al. 2018).

The impact of different pyrolysis operational parameters occurs at different stages such as dehydration, decomposition and reforming. With elevated heating rate, minimum vapour contact periods and a surrounding temperature of 500 °C, liquid yields can be maximised (Chintala, 2018). These conditions directly prohibit (1) thermal or catalytic cracking of the primary decomposition products due to char presence to lesser non-condensable gas molecules as well as (2) their polymerisation to char (Kasmuri et al. 2017). Table 5 presents different working modes of the pyrolysis process. Other pyrolysis types such as catalytic and assisted microwave, carbon dioxide, additives, solar and hydro-pyrolysis can be performed to upgrade the product's yields.

Slow pyrolysis is a process in which organic materials are slowly heated at a low heating rate between 5 and 50 °C min⁻¹ and the longest residence time above 10 s in the absence of oxygen, typically producing about 80% of carbon as the main product (Antoniou and Zabaniotou, 2013). Fast pyrolysis is a strategy by which organic materials are quickly heated at faster heating rates of > 103 °C s⁻¹ and shorter contact periods of up to 3 s without air existence.

The primary product is liquid oil (Bridgwater, 2012a). Ultra-fast or flash pyrolysis is a highly accelerated pyrolysis at a high heating rate with major gas and oil products. The operating conditions are as follows temperature (medium–high (700–1000 °C), shortest residence time and fastest heating rate. Yields of outputs are: (1) liquid condensate (10–20%), (2) gases (60–80%) and (3) char (10–15%) (Priharto et al. 2020).

Catalytic pyrolysis is a process in which catalysts such as natural zeolite, Cu/Al₂O₃, Co/Mo/Z, Zeolite-β, Fe₂O₃ and Ni-CaO-C are used to decrease the reaction operating temperature and increase the selectivity towards desired products. This process is used to optimise the biomass conversion into liquid fuels with improved physicochemical properties (Cai et al. 2019; Chai et al. 2020). Catalytic co-pyrolysis of biomass and plastic waste showed promising results in upgrading the oil quality by removing oxygen from the biomass and producing more aromatics and olefins (Wang et al. 2020b). This is due to the high hydrogen and carbon contents within the plastic waste and consequently acting as a hydrogen donor in the catalytic co-pyrolysis process and thus eliminates the oxygenated compounds. This approach is seen as a sustainable, efficient and economical approach to upgrading the bio-oil quality, along with extending the catalyst's lifetime.

Microwave-assisted pyrolysis is a new thermochemical process that transforms biomaterial feedstock into liquid oil using microwave input heat energy. In contrast to the conventional process, microwave-assisted pyrolysis is a more effective and controllable technique. CO₂-assisted pyrolysis is a process by which CO₂ is delivered as a reactive medium instead of inert N₂ in utilising the pyrolysis process and enhancing the syngas yield and declines the produced oil but also decreases the greenhouse gas emissions (Kwon et al. 2019).

Additive-assisted pyrolysis is a type of pyrolysis at which metal salts such as sodium, potassium and calcium salts and inorganic additives (zeolites, biochar) are added and thus having some advantages over conventional pyrolysis. It has a great potential to decrease the required operating temperature, cracking time and solid residue yield, in addition, to increase the cracking efficacy of wastes and improves the quality of pyrolysis products (Wang et al. 2019a).

Table 5 Different working modes of the pyrolysis process (Bulushev and Ross, 2011)

Mode of action	Working temperature (°C)	Residence time (seconds)	Yields (wt. %)		
			Char	Liquid	Gas
Slow	450	Very long (> 30)	35	30 (70% water)	35
Medium	500	Moderate (10–30)	25	50 (50% water)	25
Fast	500	Short (< 2)	13	70 (30% water)	12
Flash	500	Very short (< 0.5)	< 13	75	< 12
Gasification	> 800	Long	10	5	85

Solar pyrolysis is a process in which solar renewable energy can be introduced as thermal input sources rather than electrical energy that maximise biofuel production and reduce CO₂ emissions. Hydrolysis is a particular type of pyrolysis at which biomaterial feedstock is decomposed with the assistance of high pressurised hydrogen. Using the mentioned technique above, a higher yield of hydrocarbons with improved structures can be attained (Marcilla et al. 2013).

Pyrolysis products can be categorised as solid, liquid and gases that can be exploited to generate chemicals, energy, electricity and transportation fuels. Proximate and ultimate analyses are beneficial to characterise the obtained products. Char, pyrolytic char or biochar, is the produced solid, chemically not pure carbon, and contains carbon as the main constituent, hydrogen, nitrogen, ash and some volatiles. The highly porous char is used in several applications as adsorbent and soil amendment for wastewater treatment and enhancement of crop yields. Bio-oil (tar) is a dark brown, sticky liquid produced from the thermal degradation of biomass. Typically, it consists of more than 400 chemical compounds (i.e. aldehydes, alcohols, amines, acids, esters, ethers, ketones, phenol derivatives, ketones, guaiacols, furans, oligomers, syringols and sugars) (Henrich et al. 2016). Considering its low carbon, nitrogen and sulphur content, CO, SO_x and NO_x emissions are low, hence preparing bio-oil and conventional fuels.

Table 6 displays a comparison between the properties of prepared bio-oil (after water removal) and conventional liquid fuels. Concurrently, Table 7 shows physiochemical properties of as-formed bio-oil resulting from the pyrolysis of several biomaterials feedstocks without applying any upgrading strategy as well as comparing it with other conventional fuels, respectively. Both condensable and non-condensable gases are generated throughout the first

decomposition stage and secondary cracking of vapours. Bio-oil is formed by subjecting the heavier molecules condensable gases to subsequent cooling and condensation processes, while the lower molecules non-condensable gases (i.e. CO and CO₂) are not condensed during the cooling stage.

Gasification

Gasification is a process by which carbonaceous materials are thermochemically converted into valuable gases, commonly referred to as synthesis gases in the presence of a gasifying agent such as air, oxygen, steam, CO₂ or a combination of them at a temperature above 700 °C. Primarily, the produced gas consists of CO, H₂, CO₂ and CH₄ (Shahabuddin et al. 2020). Generally, the gasification process comprises four main steps: (1) heating or drying (100–200 °C) to decrease its moisture content, (2) pyrolysis, (3) oxidation or partial combustion and (4) gasification. Firstly, the moisture content (30–60%) of the biomass is vaporised at about 200 °C. Then, pyrolysis includes the decomposition of different biomass, including cellulose, hemicellulose and lignin, into solid residues and volatiles occurs (Thomson et al. 2020). Oxidation or partial combustion is the third stage in which the resultant volatiles and char residues are oxidised to CO, CO₂ and H₂O with gasifying agent assistance beyond 700 °C (exothermic reaction).

By the action of CO₂ or steam as gasifying agents, carbon and volatile compounds react with them in terms of reduction reaction to produce syngas at a temperature over 800 °C in an endothermic reaction (Situmorang et al. 2020; Hanchate et al. 2021). Briefly, simultaneous exothermic and endothermic reactions are included in the gasification process, and the first previously mentioned reactions are considered as heat suppliers for the endothermic one. Main reactions involved in the gasification include carbon reaction such as primary or secondary steam reforming, hydrogasification, oxidation, shift reaction, mechanisation and steam reaction.

The efficiency of the gasification process is impacted by different operational parameters such as feedstock composition, moisture content, ash content, granulometry, pressure, temperature, gasifier's type, gasifying agents, equivalence ratio and steam to biomass ratio (Díaz González and Pacheco Sandoval 2020). Basically, the gasifier's selection: fixed or moving bed (dry ash/slagging), fluidised bed (circulating, bubbling) and entrained flow (upflow, downflow), is controlled by several factors, for instance, feedstock composition, gasifying agent and product requirements (Mehrpooya et al. 2018). Syngas chemical composition and its heating values vary based on the as-used gasification method, as presented in Table 8.

Table 6 Comparison of bio-oil properties with conventional fuels (Bridgwater, 2012b)

Property	Bio-oil	Diesel	Heating oil	Gasoline
pH	2.0–3.0	–	–	–
Viscosity at 40 °C (cP)	40–100	2.4	1.8–3.4	0.37–0.44
Density at 15 °C (kg/m ³)	1200	820–950	865	737
Heating value (MJ/kg)	18–20	42	45.5	44
Pour point (°C)	–15	–29	–6	–60
Flash point (°C)	48–55	42	38	40
Solids (wt%)	0.2–1.0	–	–	–
Ash	<0.02		<0.01	
Carbon	42–47	87.4	86.4	84.9
Hydrogen	6–8	12.1	12.7	14.76
Oxygen	46–51	–	0.04	–
Nitrogen	<0.1	392 ppm	0.006	0.08
Sulphur	<0.02	1.39	0.2–0.7	–

Table 7 Physiochemical properties of bio-oil produced from different biomasses without using any upgrading technique. Where, the higher heating value is abbreviated as HHV

Biomass	Reactor type	Operating temperature (°C)	Bio-oil elemental analysis (wt.%)				Bio-oil fuel properties				References	
			C%	N%	O%	H%	pH	Density (g/ml)	Viscosity	Water content (wt.%)		HHV (MJ/kg)
Saccharina Japonica	Fluidised bed	300	60.15	5.77	16.48	7.74	5.9	–	1.76	28.63	–	Choi et al. (2017)
Corn stover	Fixed bed	400	–	–	–	–	2.67	1.25	–	15.3	–	Sundaram et al. (2016)
Switchgrass	Fixed bed	400	–	–	–	–	2.77	1.25	–	14.9	–	
Prairie cordgrass	Fixed bed	400	–	–	–	–	2.59	1.25	–	15.2	–	
Pinewood	Auger reactor	450	–	–	–	–	3.08	1.18	16.9	22.49	69.5	Hassan et al. (2009)
Sweetgum	Auger reactor	450	–	–	–	–	2.65	1.16	38.3	2.65	119.2	Wang et al. (2012)
Corn stover	Auger reactor	450	–	–	–	–	2.66	1.08	54.7	2.66	85.8	
Saccharina Japonica	Fixed bed batch	470	69.2	3.7	15.4	8.3	–	1.13	34.7	35.0	43	Choi et al. (2014)
Pine wood	Pilot-scale reactor	500	42.64	0.22	49.59	7.55	–	1.21	23.5	18.9	–	Zhang and Wu, (2014)
Oak	Fluidised bed	500	54.9	0.07	38.7	6.28	–	1.24	20.3	–	110	Elliott et al. (2014)
Loblolly pine Chips	Fluidised bed	500	50.1	0.53	42.7	6.65	–	–	19.8	–	–	Meng et al. (2014)
Hardwood	Fluidised bed	500	61.35	0.24	32.07	6.34	–	–	8.93	23.5	–	Martin et al. (2014)
Eucalyptus Bark	Free-fall pyrolysis unit	550	–	–	–	–	2.78	1.13	26.07	12.45	–	Pidtasang et al. (2013)
Pine nuts	Continuous fixed bed	550	58	0.3	33.5	8.2	4.84	1.09	9.36	19.31	–	Xu et al. (2018)
Walnut shell	Spouted bed	550	37.91	1.19	25.02	8.78	4.28	0.95	23.29	–	–	Zhu et al. (2017)
Napier grass	Fixed bed	600	45.32	0.81	46.60	7.17	2.95	1.05	26.01	20.97	–	Mohammed et al. (2017)
Rice husk	Fluidised bed	600	–	–	–	–	3.59	1.15	15.82	22.99	–	Zhang et al. (2014)
Oakwood	–	600	59.99	0.92	31.91	7.18	–	–	15.15	24.87	–	Farooq et al. (2019)
Softwood	–	600	39.96	0.11	52.19	7.74	–	1.20	28.05	15.27	79.23	Jiang and Ellis (2010)

Table 8 Composition of syngas from several biomass types and operating parameters, where N.A is abbreviated for not available

Biomass type	Operating parameters			Syngas Composition (% v/v)				Lower heating value (MJ/Nm ³)		
	Temperature (°C)	Steam: biomass	Gasification reactor	Gasifying agent	Equivalence ratio	CO	CO ₂		CH ₄	H ₂
Bamboo	400–600	–	Fluidised bed	Air	0.4	23.5–30.6% m/m	59–63% m/m	4–5% m/m	6.6–8.1% m/m	1.6–1.9
Bamboo	400–600	0:1, 1:1	Fluidised bed	Air & air–steam	0.4	23.5–30.6% m/m (air); 36.1–40.3% m/m (air–steam)	N.A	N.A	6.6–8.16% m/m (air); 10.9–16.5% m/m (air–steam)	N.A
Empty Fruit Bunch	700–1000	–	Fluidised bed	Air	0.15–0.35	21–36	10–65	5–14	10–38	7.5–15.5
Empty Fruit Bunch	850	–	Fluidised bed	Air	0.15–0.35	32–45	16.6–36	12–15	18.3–27.4	12.3–15.3
α-cellulose	800	0–1.5	Fluidised bed	Air–steam	0.27	6.5–11.2	26.3–27.7	2.2–3.7	13.5–18.5	6.5–7.6
Palm oil wastes	800	0.67–2.67	Fixed bed	Steam	–	14–33	14–26	3–6	47–58	8.7–12
Pine sawdust	700–900	2.7	Fluidised bed	Air–steam	0.22	35–43	18–20	6–10	21–39	7.4–8.6
Palm oil wastes	750–900	1.3	Fixed bed	Steam	–	15–25	20–25	4–5	48–60	9.1–11.2
Olive kernel	950	–	Fixed bed	Air	0.14–0.42	15–20% w/w	40–55% w/w	10–12% w/w	20–30% w/w	8.8–10.4

Data sourced from Ahmad et al. (2016), Lv et al. (2004), Luo et al. (2009), Mohammed et al. (2011), Skoulou et al. (2008)

Other gasification types such as plasma, supercritical and microwave have been operated to improve gasification yields. In plasma gasification, an intense plasma thermal process is used to catalyse and ionise the organic compounds in biomass and gas, respectively, into syngas with slag using a plasma torch powered by an electric arc (over 2500 °C). Supercritical water gasification is a type of gasification typically performed in the presence of a vast amount of water for the generation of H₂ and CH₄ (Rodriguez Correa and Kruse, 2018). The process yield is very high, mainly affected by different parameters such as temperature, catalyst and biomass/water ratio.

Microwave gasification is a compelling scenario for transforming biomass. This technique's benefits over the traditional methods include uniform distribution of temperature, efficacy for large particle handling and higher heating values (Chen et al. 2015). Different technologies such as scrubbers (i.e. spray, dynamic wet, cyclonic, impactor, venture and electrostatic) and filters (fabric bag, fibrous ceramic, metallic foam and granular bed) have been used to clean up the syngas from different contaminants and hence improve its quality for numerous applications. A list of global biofuel-based facilities comprising its manufacturer, country, starting-up year, feedstock composition, downstream products and as-used technology is shown in Table 9.

Biochemical conversion methods

Biochemical conversion pathways such as anaerobic digestion and fermentation can be employed to generate various biofuels from waste biomass, as shown in Fig. 3. Biochemical conversion methods have numerous merits, including high product selectivity, high product yield and flexibility to be operated at ambient temperature and pressure conditions (Singh et al. 2016). Ethanol and bio-hydrogen can be produced from the fermentable biomass via alcoholic fermentation and dark fermentation/photo-biological routes, respectively, whereas biogas can be produced anaerobic digestion as follows (Osman et al. 2020).

Fermentation

Fermentation is a process by which biological activities are utilised conjugated with air existence known as aerobic fermentation or without air called anaerobic fermentation (Karimi et al. 2021). Bioconversion of biomass to biofuel comprises of sequential stages: pretreatment, hydrolysis (acid/enzymatic) and fermentation (Alvira et al. 2010).

The pretreatment step aims to damage the cell wall as well as exhibit cellulose and hemicellulose for subsequent hydrolysis. It can be classified into four main categories, including: (1) physical, e.g. grinding, (2) physicochemical, e.g. wet oxidation, (3) chemical, e.g. oxidising agents

and organic solvents, and (4) biological or combination of them (Haghighi Mood et al. 2013). Secondly, pretreated biomass is decomposed into monomers by the action of acid/enzymatic hydrolysis. Lastly, the intermediate monomers are converted into alcohols using yeast/bacteria (Liu et al. 2015).

Based on the consolidation degree of the mentioned stages, ethanol production can be configured into four routes: (1) separate hydrolysis and fermentation, (2) simultaneous saccharification and fermentation, (3) simultaneous saccharification and co-fermentation and (4) consolidated bioprocessing. In separate hydrolysis and fermentation scenarios, enzyme generation, hydrolysis, hexose and pentose fermentation are employed in separate OR individual reactors. Despite execution of hydrolysis in addition to fermentation at their optimised conditions, accumulation of cellobiose and glucose enzymes during hydrolysis process negatively prohibits the efficiencies of cellulases (Margeot et al. 2009).

In the simultaneous saccharification and fermentation scenario, cellulose hydrolysis and hexose fermentation simultaneously run at the same reactor that overcomes cellulase inhibition because of instant consumption of sugars by fermenting microorganisms (Hahn-Hägerdal et al. 2007). In the simultaneous saccharification and co-fermentation scenario, two genetically modified strains of *Saccharomyces cerevisiae* and *Zymomonas mobilis* are used to co-ferment glucose and xylose in the same reactor. In the consolidated bioprocessing scenario, only one microorganism is simultaneously utilised for hydrolysis and fermentation, which decreases the operation cost and enhances the process efficacy (Lin and Tanaka, 2006).

Different modes of fermentation can be briefly viewed as follows: photo-fermentation is a fermentative transformation of organic substrate to produce bio-hydrogen driven by miscellaneous groups of photosynthetic bacteria. This is occurring throughout a set of biochemical reactions in three steps like anaerobic conversion. The difference between photo-fermentation and dark fermentation is its proceeding in the presence and absence of light, respectively.

Alcoholic fermentation is another type of fermentation driven by yeast by which sugars are transformed into cellular energy associated with the generation of ethanol and carbon dioxide. Considering its occurrence in the absence of oxygen, it can be categorised as an anaerobic integration process. Heterotrophic algae or yeast can transform sugars into lipids inwards their cells associated with using suitable solvents to break down the cells (Łukajtis et al. 2018). The resultant lipids can be further purified and improved to liquid forms of transport fuels by hydro-treated vegetable oil diesel scenario, whereas genetically modified bacteria consume sugars and consequently produce short-chain gaseous

Table 9 Second-generation biofuel plants, including manufacturer, country, starting up a year, feedstock composition, downstream products and as-used technology

Company/Institute/University name	Starting-Up Year	Feedstock composition	Downstream products	As-used Technology	TRL-scale	Country
Lahti Energia Oy	1998	Wood waste	Renewable diesel (HVO) (70 MWth)	Circulating Fluidised Bed gasifier	TRL 9 commercial	Finland
CHP Agnion Biomasse Heizkraftwerk Pfaffenhofen	2001	Wood waste (80,000 t/year)	Synthetic natural gas (32.5 MWth)	Agnion Heatpipe-Reformer	TRL 4–5 pilot	Germany
CHOREN Industries GmbH	2003	Dry wood chips from recycled wood and residual forestry wood	Fischer–Tropsch liquids (53 t/year)	Not available	TRL 4–5 pilot	Germany
Vienna University of Technology/BIOENERGY 2020+	2005	Syngas from FICFB gasifier (5 m ³ /h)	Fischer–Tropsch liquids (5 kg/day)	Not available	TRL 4–5 pilot	Austria
West Biofuels	2007	Clean wood, waste wood (5 t/day)	Fischer–Tropsch liquids	Dual fluidised bed thermal reforming	TRL 6–7 demonstration	United States
Bio SNG Guessin	2008	Syngas from gasifier (350 m ³ /year)	Synthetic natural gas (576 t/year)	Not available	TRL 6–7 demonstration	Austria
TUBITAK MRC—ENERGY INSTITUTE—TURKEY	2009	biomass	Synthetic natural gas (0.2 MW)	Downdraft fixed bed gasifier	TRL 4–5 pilot	Turkey
Greasoline GmbH	2011	Bio-based oils and fats, residues of plant oil processing, free fatty acids used bio-based oils and fats (3 t/year)	Diesel type hydrocarbons (2 t/year)	Catalytic cracking of bio-based oils + fats primarily produces diesel fuel-range hydrocarbons	TRL 4–5 pilot	Germany
BioTfuel-consortium	2012	Forest waste, straw, green waste, dedicated crops	Fischer–Tropsch liquids (60 t/year), jet fuel component	Not available	TRL 4–5 pilot	France
TUBITAK	2013	Combination of hazelnut shell, olive cake, wood chip and lignite blends (0.2 t/h)	Fischer–Tropsch liquids (250 t/year)	Pressurised fluidised bed gasifier	TRL 4–5 pilot	Turkey
Goteborg Energi AB	2014	Forest residues, wood pellets, branches and treetops	Synthetic natural gas (11,200 t/year)	Repotec indirect gasification technology and Haldor Topsoe fixed bed methanation	Demonstration	Sweden
BioMCN	2017	Wood chips	Methanol (413,000 t/year)	Not available	TRL 8 first-of-a-kind	Netherlands
Go Green Fuels Ltd	2018	Refuse derived fuel and waste wood (7500 t/year)	Synthetic natural gas (1500 t/year)	Not available	TRL 8 first-of-a-kind commercial demo	United Kingdom
ECN	2019	Not available	Synthetic natural gas (300 MW)	Not available	TRL 6–7 demonstration	Netherlands
Red Rock Biofuels	2019	Not available	Diesel type hydrocarbons (1 t/year)	Not available	TRL 8 first-of-a-kind commercial demo	United States
Fulcrum BioEnergy Sierra Biofuels Plant	2019	Waste (20,000 t/year)	Fischer–Tropsch liquids (314,913 t/year)	Not available	TRL 9 commercial	United States

Table 9 (continued)

Company/Institute/University name	Starting-Up Year	Feedstock composition	Downstream products	As-used Technology	TRL-scale	Country
Vanerco (Enerkem& Greenfield Ethanol)	2019	N.A	Ethanol (30,000 t/year)	Not available	TRL 6–7 demonstration	Canada

Data were taken from (Molino et al. 2018)

alkenes that can be transformed by oligomerisation and hydro-treatment into jet/gasoline.

Electro-fermentation is a novel fermentation pathway by which microorganisms can be induced by using an electric field that can positively: (1) stabilise and optimise metabolisms of fermentation integration process by regulating redox and pH imbalances, (2) stimulate whether breakdown or elongation of carbon chain via different oxidative/reduction conditions, (3) enhance the synthesis of adenosine triphosphate and upgrade the yield of microbial biomass, (4) extract purposed products via selective membranes and (5) the possibility of directing the fermentation reaction towards the manufacture of a single and specific product (Schievano et al. 2016).

Anaerobic digestion

Anaerobic digestion is a biochemical, cost-effective and environmentally sustainable approach for upcycling biomass (Al-Wahaibi et al. 2020). It is a recovery process by which biodegradable organic substrates' bioconversion into renewable biogas occurs by several anaerobic organisms in an oxygen-free environment (Kainthola et al. 2019). Typically, the produced biogas comprises 50–75% of CH₄, 30–50% of CO₂, (0–3% of N₂, ~6% of H₂O and 0–1% of O₂). The biogas could also contain other minor impurities such as ammonia, hydrogen, hydrogen sulphide, nitrogen and water vapours (Wainaina et al. 2020).

The growth rate of biogas production was 11.2%, with approximately 58.7 billion Nm³ in 2017. It has been investigated that the production outlay of biogas resulting from anaerobic digestion plants will be declined by about 38% in 2050 compared with 2015. Collectively, more than 17,240 operating anaerobic digestion facilities in Europe generated 63.3 TWh of electricity based on biogas, which represented about 14.6 million European households of the global consumption rate per year in 2014. The American Biogas Council announced that about 2,000 anaerobic digestion plants were operated to handle the residues from municipal wastewater treatment facilities, food waste and animal manure digestion in 2015 (Shrestha et al. 2017).

In addition to biogas energy generation, the anaerobic digestion process contributes to nutrient recovery, mitigation of greenhouse gas emissions as well as depletion of dissolved oxygen (Bharti et al. 2021). Several parameters, including alkalinity, organic loading rate, temperature, pH, feedstock composition, hydraulic retention time and concentration of volatile fatty acids, directly affect the anaerobic digestion process and the physiochemical properties of biogas (i.e. composition and heating value). Considering the organic substrates, the anaerobic digestion process can be categorised into wet, semi-dry and dry due to varying % of total solids (Feng and Lin 2017).

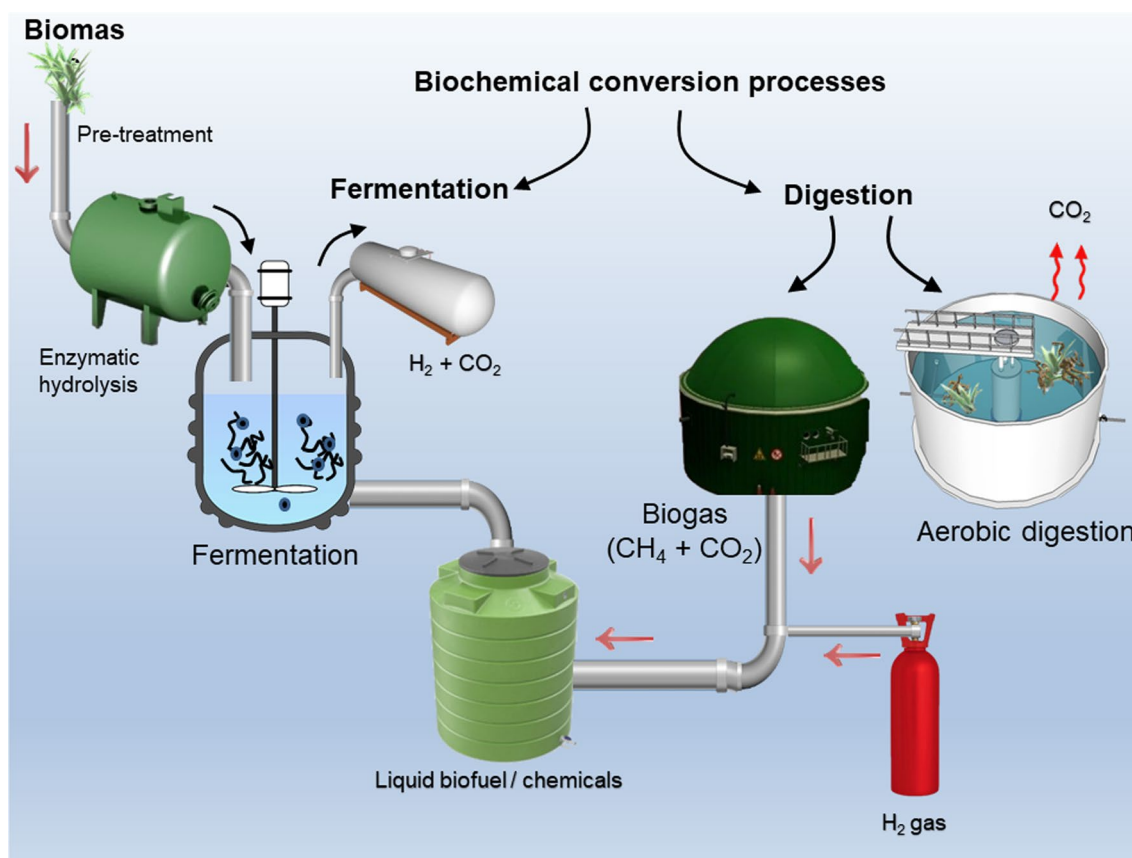


Fig. 3 Biochemical conversion route of biomass utilisation into biofuel, including fermentation and anaerobic digestion processes. Two types of digestion: aerobic digestion, which produces carbon dioxide and fertiliser, while anaerobic digestion produces biogas which in

turn, along with hydrogen, could be converted into liquid fuel. The other route is the fermentation process, where the biomass is firstly pretreated and then followed by enzymatic hydrolysis and fermentation, and finally, the production of liquid biofuel

Commonly, an anaerobic digestion scenario comprises four consecutive steps, including hydrolysis, acidogenesis, acetogenesis and methanogenesis, catalysed by different microorganisms, whereas hydrolysis is deemed as the rate-determining step.

Hydrolysis is the first stage of anaerobic digestion at which complex biopolymers (i.e. carbohydrates, lipids, proteins, polysaccharide and nucleic acid) are converted into simple soluble compounds (i.e. amino acid, fatty acids, monomers, sugar, purines and pyrimidine) by the action of enzymes (i.e. amylases, lipases and proteases) produced from hydrolytic bacteria (Sawatdeenarunat et al. 2015).

Secondly, acidogenesis is the second stage of anaerobic digestion at which the simplified amino acids, sugar, fatty acids and monomers are converted into intermediate biomolecules (i.e. alcohols, volatile fatty acids, propionic and butyric acids) by fermentative bacteria.

Acetogenesis is the third step at which the mentioned acidogenesis products serve as a substrate to produce acetate by homoacetogens bacteria. Methanogenesis is the last step at which both acetate and carbon dioxide are directed to

produce methane (biogas) by two sets of methanogens: acetoclastic and hydrogen utilising organisms (Matheri et al. 2018; Ganesh Saratale et al. 2018). The first group (acetoclastic methanogens) convert acetate into methane and carbon dioxide, while the other ones (hydrogen-utilising methanogens) generate methane by applying hydrogen and carbon dioxide as electrons donor and acceptor, respectively.

Several enhancement techniques as pretreatment steps such as: (1) physical, e.g. milling, (2) chemical, e.g. ionic liquid and surfactant, thermophysical, e.g. microwave irradiation, (3) thermochemical, e.g. supercritical CO₂, ammonia fibre explosion and ammonia fibre percolation, and (4) biological (microbial and enzymatic) can precede to enhance anaerobic digestion process (Gautam et al. 2020). To upgrade the quality of biogas (impurities removing), an additional cleaning step can be added to capture CO₂, H₂S and water vapours and avoid mechanical and chemical appliances throughout its utilisation. Different materials (i.e. silica gel) can be used to tackle H₂S and water vapours.

In contrast, other techniques (i.e. water scrubbing, organic scrubbing, membrane separation, cryogenic technology and

pressure swing adsorption) can be delivered to sequester CO₂ from the product and subsequently elevate its calorific value (Nag et al. 2019). The raw biogas can be used for producing electrical energy, whereas the improved biogas can be directly inserted into the natural gas grid or utilised as fuels for vehicles. From the economic point of view, two substrates can be simultaneously mixed (anaerobic co-digestion) to overcome the disadvantages of mono-digestion and enhances its feasibility. Numerous types of reactors, including submerged packed beds, fluidised beds and other types, have been employed for the anaerobic digestion treatment process of wastewater with high biochemical oxygen demand (Paudel et al. 2017).

Production of liquid biofuel such as methanol and bio-oil from biomass

Historically, more than a hundred years ago, Giacomo Ciamician mentioned in his manuscript entitled 'Photochemistry of the Future' about the urgent need for the sustainable transfer from non-renewable to renewable sources (Sharma et al. 2020; Qasim et al. 2020). In 2017, the global energy consumption was rated at 13.5 billion tons of oil (~656 exajoules) by a yearly growth rate of 1.7%. Relatedly, an increase in the uncontrolled population has directly deepened the negative effects of the ascending pressure on non-renewable resources globally (Pradhan et al. 2018). Considering the new United Nations reports, it has been stated that with an introduction of approximately 83 million people to our globe per year, the current global population of 7.6 billion is anticipated to increase to 8.6, 9.8, and 11.2 billion by 2030, 2050 and 2100, respectively. Based on the United States Energy Administration (EIA) estimations, the global energy requirement is increasing annually and projected to rise by almost 28% in 2040 (~739 quadrillions Btus) (Sharma et al. 2020). Majorly, high pressure on energy consumption originates from countries with robust economic growth. A total enhancement in energy consumption has been investigated by non-OECD (Organisation for Economic Co-operation and Development) countries (~473 quadrillions Btus) by 2040, compared with its counterpart of Organisation of the Petroleum Exporting Countries (~266 quadrillions Btus) (Kumar et al. 2020).

The main route of biomass into liquid fuel 'drop-in' is through the gasification process. On a small scale, woody biomass gasification outperforms combustion and pyrolysis in terms of technological and economic impacts, while pyrolysis has been identified as the best large-scale method for upgrading woody biomass (Solarte-Toro et al. 2021). The biomass into liquid fuel such as bio-methanol starts with biomass gasification under low pressure using down-draft gasifier owing to its low tar formation along with long

residence time (Li et al. 2021). Where steam and oxygen (95% vol.) are commonly the gasification agents, the heat required for the gasification is supplied by biochar combustion. The gasification gas usually has a low content of light hydrocarbon and high-water content; thus, an *in situ* reformer with steam is used to convert them into carbon monoxide and hydrogen, followed by cooling of the high-temperature reformer effluent gas before subjecting it to gas composition adjustment (compression and sulphur removal steps). This is then followed by the water gas shift reaction process, where steam is introduced into the unit to increase the hydrogen to carbon monoxide ratio to 2, and then, carbon dioxide is removed before the methanol synthesis stage. Finally, the compressed synthesis gas is pre-heated before entering the methanol reactor, where carbon monoxide hydrogenation produces bio-methanol.

Interestingly, bio-methanol derived from biomass feedstocks can be used to produce light olefins of 230 million tonnes demand worldwide (Li et al. 2021). Ethylene, propylene and butylene as light olefins are commercially produced from petroleum-based hydrocarbon via steam cracking, where currently, biomass into olefins route gains interest through bio-methanol, dimethyl ether or Fischer–Tropsch process.

Bio-methanol can produce biodiesel via the transesterification process, where triglycerides/ lipids are transformed into fatty acid methyl ester using a catalyst and alcohol, mainly methanol (Al-Mawali et al. 2021; Al-Muhtaseb et al. 2021; Hazrat et al. 2021). There is also a non-catalytic route for microalgal biodiesel production via subcritical and supercritical methanol (Karpagam et al. 2021).

As a type of biomass, algae recently showed some merits in producing biofuels, such as high lipid productivity, carbon dioxide capture, high growth rate, limited land requirement and high production yields (Sekar et al. 2021; Peter et al. 2021). Then again, there are still challenges, such as the post-processing of algae and the cultivation process. Besides the biofuels mentioned earlier, microalgae can produce bio-oil via different processes, most commonly pyrolysis and others such as gasification and liquefaction as thermochemical routes. Pyrolysis is preferred herein due to its simplicity, speed, better yields, along with operating conditions.

Bio-oil is the main pyrolytic product in fast and flash pyrolysis, along with biochar and gaseous products (Xiao et al. 2021). However, when applying bio-oil directly in petroleum (gasoline and diesel), engines will not produce sufficient heat due to its low calorific value, a high number of oxygenated compounds (> 300) and high water content (20–40 wt.%), which is negligible in hydrocarbon fuels (gasoline and diesel) (Gupta et al. 2021). Furthermore, due to its high viscosity and the presence of acidic compounds, it will provide a flow barrier when it passes into injectors and engines, resulting in engine corrosion. Besides, crude

bio-oil will generate coking complications in the combustion stage due to the presence of a high number of solid particles. Therefore, upgrading the bio-oil via the integrated refinery is crucial for its commercialisation and producing value-added chemicals, char utilisation and gasoline grade fuel. The bio-oil upgrading process starts with moisture separation either by distillation (fractional or azeotropic), using catalysts, additional pyrolysis or biomass pretreatment techniques (demineralisation and torrefaction). This is followed by value-added chemicals extraction from the aqueous phase (acids, ketones, alcohols, ethers and esters) to improve the overall economics of the process. Some chemicals could also be extracted from the organic phase. The final organic residue of the bio-oil is then upgraded into a transportation fuel via various techniques such as deoxygenation, emulsification, hydrocracking, esterification, catalytic cracking and heavy fuel blending.

However, there are challenges associated with the upgrading routes for bio-oil, mentioned above, as they are still not commercialised due to the high cost of the catalyst, short catalyst life and complex operating conditions (high-pressure, special reactor requirements). Furthermore, extracting the chemicals in their low concentration is expensive and will require more investigation on the low-cost solvent, catalyst and process optimisation, primarily as the physicochemical characteristics of the bio-oil rely on the catalyst used. The catalyst minimises the heteroatom content of the bio-oil and increases the hydrogen-to-carbon ratio (H/C). This consequently lowers the harmful emissions of NO_x , SO_x and increases the calorific value of the bio-oil (Nagappan et al. 2021). Selling the biochar produced during pyrolysis can also increase the overall economics, which can be used in the carbon sequestration, adsorption of the contaminants, soil amendments and catalytic supports in bio-oil upgrading that enhances the circular bioeconomy of the process (Fawzy et al. 2021).

Life cycle assessment of biomass to biofuel conversion processes

Life cycle assessment is recognised as an effective framework for assessing impacts on natural environment, humans and natural resources for processes, products and systems. It provides evidence-based data to policymakers to make long-term strategic decisions and improve environmental sustainability. The four main stages defined by ISO 14,040 and ISO 14,044 for conducting LCA are: (1) goal and scope definition, (2) life cycle inventory analysis, (3) environmental impacts assessment and (4) life cycle interpretation (Lewandowski et al. 2000).

Herein, we analysed 40 LCA studies published from 2019 to 2021 on biofuels (Table 10). These studies covered a wide

range of biomass feedstocks, geographical span, biofuels produced, life cycle tools and inventories used. Even if the geographical span or biomass feedstock considered was similar, no two studies were identified as identical to each other. This demonstrates that LCA practitioners and decision-makers would need to identify the routes towards environmental sustainability and energy efficiency while paying heed to the specific processes modelled in the studies.

Goal and scope definition

Goal and scope definition includes defining specific purpose, aim and objectives for conducting LCA. This stage is imperative to understand overall results and LCA findings. It incorporates defining functional unit and respective system boundaries. Functional units are quantified description of the performance requirements that the product system fulfils and are linked with functions of the product rather than with physical products. It was observed that about 32% of the reviewed studies used ‘units of bioenergy in J or kWh’ as the functional unit, while about 22% recorded LCA results for ‘amount of biofuels produced’ such as in kg (Fig. 4).

The system boundaries included in the LCA studies control what processes will be considered for computing environmental impacts. Figure 5 shows the generalised three crucial phases for biofuel production: (1) Phase 1 includes biomass cultivation, fertiliser application, impacts of fertiliser on soil, carbon emissions from land use, use of marginal and/or forest land, transportation of produced biomass to the production system, (2) Phase 2 incorporates chemical, thermal, biochemical, thermochemical processes for conversion of biomass to biofuels and related environmental impacts due to chemicals, electricity and energy procurement, upgradation of biofuels for final purpose, and (3) Phase 3 involves environmental impacts due to co-products management and emissions due to biofuel use.

The system boundaries included in the LCA studies varied for processes and systems considered. It was observed that about 90% of the reviewed studies considered Phase 1, Phase 2, while only 25% of the studies included Phase 3 (Fig. 6). This highlights a paucity of research in the biofuel LCA field containing a holistic approach and includes all the phases of the biofuel production chain. Even where the studies focused on Phase 3, they primarily dealt with anaerobic digestion. Most of the studies focused on specific processes of the biofuel production chain, focusing on critical areas of concern rather than evaluating the overall impacts of the entire production chain. Interestingly, use of biofuels has increasingly been recognised as a measure to reduce greenhouse gas emissions; however, very few studies addressed the use phase of biofuels and compared them to conventional sources.

Table 10 Characteristics of life cycle assessment research analysed in the present study

Reference	Region	Functional unit	Feedstock	Process	Product	LCA tools	Database
Aberilla et al. (2019)	Southeast Asia	1 kWh of electricity produced	Rice and coconut residues	Comparison of: Combustion Anaerobic digestion Gasification	Electricity	GaBi 7.3	Ecoinvent 3.1
Amezcuca-Allieri et al. (2019)	Southern Mexico	1 MJ of energy produced	Sugarcane bagasse	Boiler	Bioenergy	n/i	Ecoinvent
Ardolino and Arena (2019)	EU-27	1 MW of biomethane	Biowaste	Comparison of: Anaerobic digestion with Gasification	Biomethane	SimaPro 8.2	n/i
Bacenetti (2019)	North Italy	1 ha of vineyard	Pruning residues from grapevine cultivation	Combustion for use in boiler followed by Chiller	Heat and Cold	n/i	Ecoinvent 3.5
Banerjee et al. (2019)	India	Mass of CO ₂ equivalent released per MJ of fuel produced	Microalgal biomass	Comparison of Trans-esterification (Fe ₂ O ₃ catalyst with HCl catalyst)	Biodiesel	GaBi 7	n/i
Chung et al. (2019)	n/i	1000 kg of biodiesel produced per day	Waste cooking oil	Transesterification (waste chicken egg-shell derived CaO catalyst)	Biodiesel	openLCA 1.8	Agribalyse and NEEDS
Dasan et al. (2019)	n/i	100,000 kg of dry algae biomass for 340 days of yearly operation	Microalgal biomass from <i>Chlorella vulgaris</i>	Lipid extraction followed by lipid recovery and trans-esterification	Biodiesel	n/i	n/i
Derose et al. (2019)	n/i	Mass of CO ₂ equivalent released per MJ of fuel produced	algae harvested from an algal turf scrubber	Comparison of: Biochemical processing with Thermochemical processing	Biodiesel	n/i	GREET
Di Fulvio et al. (2019)	EU-27 + United Kingdom	Biodiversity loss per ha of land use for spatially explicit LCA	Biomass from land	n/i	Biofuel	GIS ^a	GLOBIOM model
Dupuis et al. (2019)	East England, United Kingdom	Mass of CO ₂ equivalent released per unit of delivered feedstock	Lignocellulosic Biomass from Miscanthus and Wheat	n/i	High octane biodiesel	n/i	DNDC and STAMINA models
Zhu et al. (2019)	Hubei province, China	1 MJ of electricity output	Cotton straw	Combustion	Electricity	n/i	Water footprint database ^b
Wang et al. (2019b)	China	1 kg hydrogen	Biomass and water	Gasification	Hydrogen	n/i	n/i

Table 10 (continued)

Reference	Region	Functional unit	Feedstock	Process	Product	LCA tools	Database
Wagner et al. (2019)	Germany	1 GJ of electricity	Miscanthus	Anaerobic digestion followed by combined heat and power generation	Electricity	n/i	Ecoinvent 3.4 and KTBL
Timonen et al. (2019)	Southern Finland	g CO ₂ eq per MJ of energy produced and kg CO ₂ eq per kg of nitrogen (N) in digestate	Pig slurry	Anaerobic digestion	Heat and electricity	Simapro	LIPASTO
Tanzer et al. (2019)	Brazil and Sweden	1 GJ of fuel	Agroforestry residues	Comparison of: Gasification Fast pyrolysis hydro-treatment Hydrothermal liquefaction	Marine fuels	CMLCA 5.2	Ecoinvent 2.2
Quispe et al. (2019)	Peruvian north coast	1 MJ of energy from rice husk	Rice husk	Combustion	Electricity	n/i	Ecoinvent 3.1
Krzyżaniak et al. (2019)	Poland	1 Mg of dry biomass	Poplar	n/i	Biofuel	Simapro	Ecoinvent
Im-Orb and Arpornwichanop, (2020)	n/i	kg CO ₂ eq per kg of biofuel produced	Rice straw	Integrated biomass pyrolysis, gasification, and methanol synthesis	Methanol	LCSoft version 6.1 Aspen Engineering 8.4	ASPEN Plus
Jeswani et al. (2020)	United Kingdom	1 MWh of heat	Woodchips from forestry and sawmill waste	Boiler	Heat	GaBi 4.4	Ecoinvent
Lan et al. (2020)	Southeast United States	1 MJ of biofuel produced	Blended feedstock: switchgrass and pine residues	Fast pyrolysis followed by combustion	Gasoline and diesel	n/i	GREET 1.8 Ecoinvent
Lask et al. (2020)	Southwest Germany	1 kWh of electricity produced	Perennial wild plant mixtures and maize silage	Anaerobic digestion	Electricity	openLCA 1.8.0	Ecoinvent
Mendecka et al. (2020)	Italy	Treatment and upgrade of 1 kg of biomass	Olive pomace	Hydrothermal carbonisation	Bioenergy	n/i	European Reference Life Cycle Database and Ecoinvent 3.2
Reaño, (2020)	Southeast Asia	1 kg of biofuel produced	Rice husk	Comparison of: Alkali water electrolysis Gasification Dark fermentation	Bio-hydrogen	openLCA 1.10	Ecoinvent 3.5

Table 10 (continued)

Reference	Region	Functional unit	Feedstock	Process	Product	LCA tools	Database
Spatari et al. (2020)	United States	1 kg of bio-oil	Forest residues	Comparison of: Fast pyrolysis Catalytic fast pyrolysis	Biodiesel	ASPEN Plus GaBi 9	GaBi 9 LCA
Thengane et al. (2020)	California, United States	1 MJ of torrefied rice husk pellets	Rice husk	Torrefaction	Torrefied rice husk pellets	openLCA 1.8.0	Ecoinvent 3.4
Ubando et al. (2020)	Taiwan	1 kg of torrefied microalgal biomass	Microalgal biomass from <i>Chlorella vulgaris</i>	Torrefaction	Torrefied microalgal biomass	Simapro 8.5.2	Simapro 8.5.2 LCA
Nilsson et al. (2020)	Sweden	1 ha of land under cultivation	Perennial grass	n/i	Bioenergy	GIS ^a	DNDC agricultural model
Aristizábal-Marulanda et al. (2021)	Colombia	1 MJ of energy	Coffee cut stems	Comparison of: Enzymatic hydrolysis followed by gasification system Gasification only system	Ethanol and electricity + steam	Simapro 8.3	Ecoinvent 3
Brassard et al. (2021)	Metropolitan France	1000 kg of dry biomass	Primary forestry residues	Pyrolysis	Bio-oil, biochar and gaseous (non-condensable gases)	Simapro 9.0	Ecoinvent 3
Cusenza et al. (2021)	Sicily, Italy	1 kWh of electricity feed into the grid	Residual biomasses: olive pomace, chicken and bovine manure, whey, citrus processing waste, and <i>Hedysarum coronarium</i> silage	Anaerobic digestion	Electricity and heat	n/i	Ecoinvent 3
Da Silva et al. (2021)	Region state of Rio Grande do Sul, Brazil	1 kg of methanol	Rice straw	Gasification	Methanol	Aspen Plus	Aspen Plus
Fu et al. (2021)	Dongying, Shandong province, China	1 kg of ethanol	Sweet sorghum	Combustion	Ethanol	GIS ^a	Harmonised world soil
Martillo Aseffe et al. (2021)	Ecuador (Los Rios and Guayas)	1 ton of seed-corn produced	Corn cob	Comparison of: Combustion Gasification	Electricity	Simapro 8	Simapro 8 LCA
Schonhoff et al. (2021)	Germany	100 GJ thermal energy	<i>Sida hermaphrodita</i>	Comparison of: Chopping Pelletisation Splitting	chips, pellets and briquettes as carriers of Thermal energy	GaBi 9.2	Ecoinvent 3.5

Table 10 (continued)

Reference	Region	Functional unit	Feedstock	Process	Product	LCA tools	Database
Schmidt Rivera et al. (2020)	United Kingdom	1 tonne of spent coffee grounds treated	Spent coffee grounds	Comparison of: Incineration Landfilling, Anaerobic digestion, Composting followed by direct application to land	Biodiesel, compost	GaBi 8.7	Ecoinvent 3.3
Al-Mawali et al. (2021)	Gulf cooperation council countries	1000 kg of biodiesel	Waste date seeds	Esterification using a magnetic catalyst	Biodiesel	SimaPro	SimaPro LCA
Yang et al. (2021)	China	1 ton of crop residues	Crop residues	Slow pyrolysis	Biofuel and biochar	GaBi 8.7	PRC 2019 ^c
Saranya and Ramachandra, (2020)	Karnataka, India	Biomass achievable in 1 ha area	Microalgal biomass	Comparison of: Acid catalysis Biocatalysis	Biodiesel	OpenLCA 1.10.3	Ecoinvent 3.6
Bora et al. (2020)	United States	1000 kg of wet poultry litter	Poultry litter	Comparison of: Direct land use Pyrolysis Gasification Hydrothermal processing	Biofuel and biochar	n/i	Ecoinvent 3
Al-Muhtaseb et al. (2021)	Pakistan	1000 kg of biodiesel	Waste loquat seeds	Transesterification using a CaO/CeO ₂ catalyst	Biodiesel	SimaPro	SimaPro LCA

n/i: Not included, EU-27: The European Union; GREET: Greenhouse Gases, Regulated Emissions, and Energy Use in Transportation

^a GIS: Some life cycle assessment (LCA) studies analysed environmental impacts of land use for biofuel production and thus used geographic information systems software

^b Water footprint database: Data sourced from the water footprint assessment manual

^c PRC 2019: Data sourced from the national development and reform commission of the People's Republic of China (PRC)

Fig. 4 Types of functional units used in the life cycle assessment studies reviewed in the present work ($N=40$)

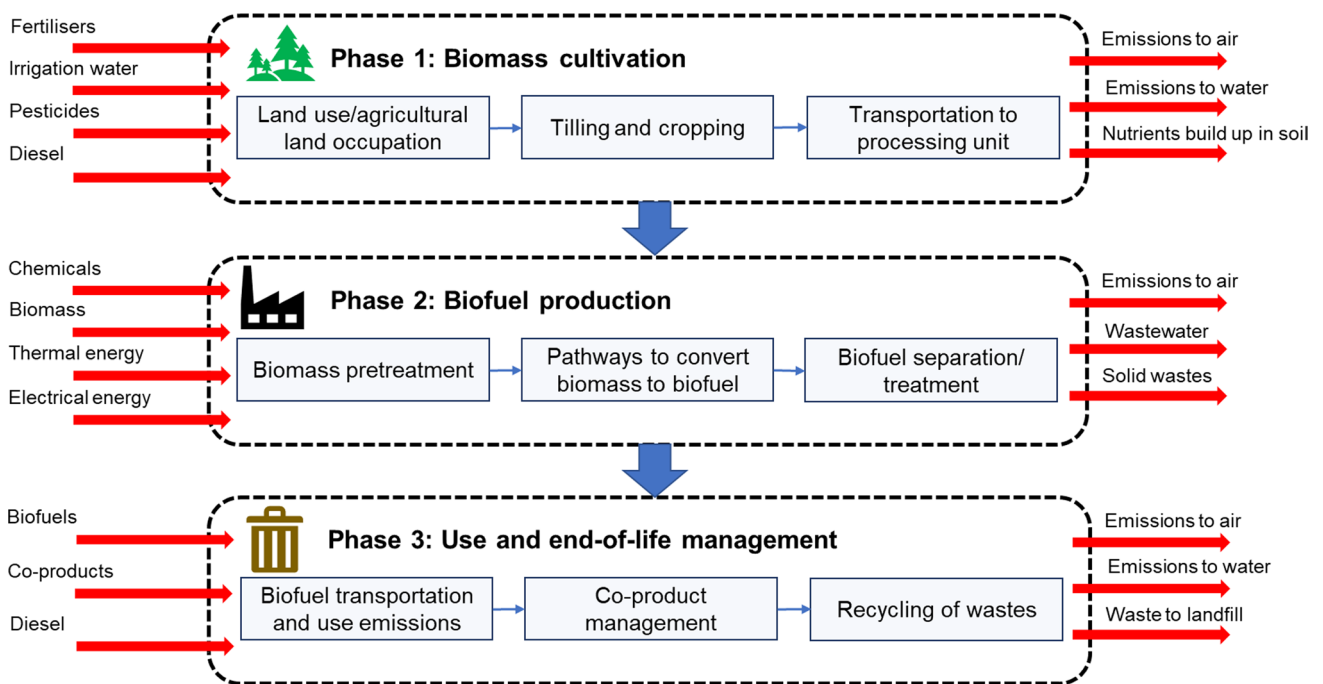
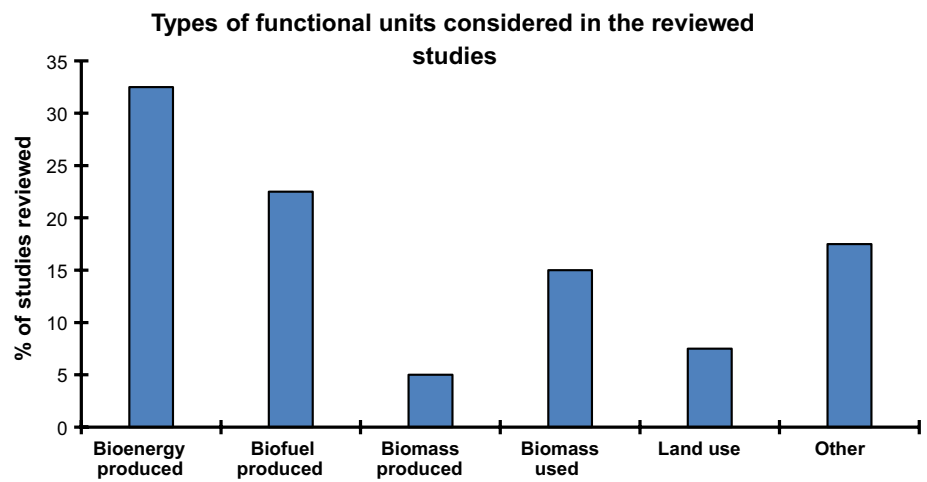
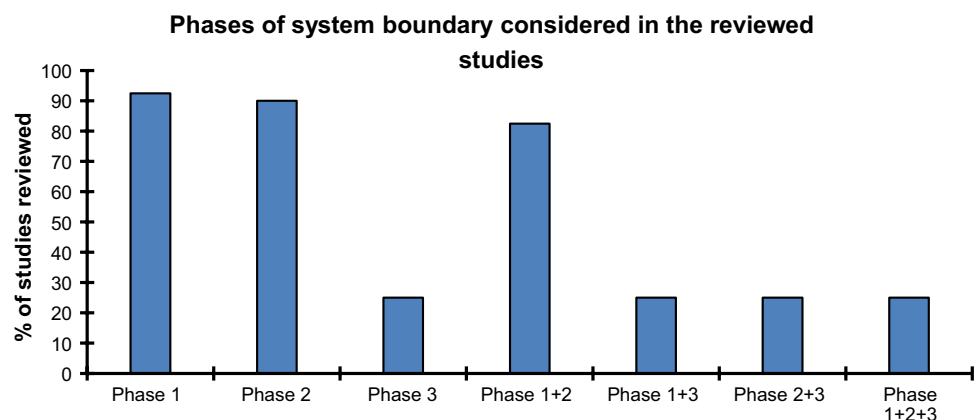


Fig. 5 General system boundary for conducting life cycle assessment of conversion of biomass feedstocks to biofuels

Fig. 6 Phases of system boundary considered for conducting life cycle assessment of converting biomass feedstocks into biofuels in the reviewed literature ($N=40$)



Life cycle inventory analysis

Inventory analysis involves quantifying all the inputs and outputs for the processes considered in the system boundary of the LCA. This includes raw material requirements, energy input, emissions to air, wastewater production, solid waste generation, emissions to land and others. It should be noted that more the systems involved in the system boundary, greater would be the need for data for inventory analysis, which also is explained in Fig. 6 with only some studies considering all the phases of biofuel production.

Table 10 shows databases for conducting inventory analysis, used in the reviewed studies such as SimaPro LCA databases, Ecoinvent, GREET (Greenhouse Gases, Regulated Emissions, and Energy Use in Transportation). Some LCA studies also used agricultural models for considering the impacts of land use on overall environmental sustainability, such as GLOBIOM, DNDC and STAMINA (Di Fulvio et al. 2019; Dupuis et al. 2019; Nilsson et al. 2020).

Environmental impacts assessment

Mid-point indicators

In this stage of LCA, key environmental impacts are quantified and distributed in various environmental categories depending upon the functional unit, system boundary, modelled systems and need of the decision-makers. Some studies computed net energy ratio to evaluate the usability of biofuels as energy sources (Al-Mawali et al. 2021; Al-Muhtaseb et al. 2021; Dasan et al. 2019; Im-Orb and Arpornwichanop 2020; Reaño 2020; Saranya and Ramachandra 2020), which is defined as the ratio of output energy to input energy for the overall process (Pleanjai and Gheewala 2009).

Mid-point categories used for expressing life cycle environmental impacts were: global warming potential (100 years), which includes greenhouse emissions is generally expressed as kg CO₂ equivalent for a time horizon of 100 years. Some studies also considered greenhouse gas emissions for a temporal scale of 20 years, in accordance with the life span of infrastructure (Aberilla et al. 2019; Cusenza et al. 2021). Abiotic depletion reported as kg Sb equivalent corresponds to the depletion of fossil fuels, minerals, clay and peat. Abiotic depletion (fossil fuels, recorded as MJ) is linked to the depletion of fossil deposits. Ozone layer depletion (kg trichlorofluoromethane equivalent) is typically accounted for a time scale of 40 years.

Ecotoxicity potential evaluated in kg 1,4 dichlorobenzene equivalent or cumulative toxic units is calculated in three separate categories, which examine damage to terrestrial, freshwater and marine sources for the entire production process. Photochemical oxidation recorded in kg non-methane volatile organic compounds equivalent refers to emissions

of reactive substances injurious to human health and ecosystems. Acidification measured in kg SO₂ equivalent is caused by the emission of acidifying substances. Land use calculated in m² is categorised as the transformation of urban land, agricultural land and natural land such as forests. Water depletion (m³) is the use of water for the entire production chain of biofuels. Particulate matter formation expressed as PM_{2.5} equivalent and/or PM₁₀ equivalent relates to the emission of PM 2.5 (particulate matter with ≤ 2.5 μm in diameter) and/or PM₁₀ (particulate matter with ≤ 10 μm in diameter). Eutrophication consists of the effect of releasing an excessive amount of nutrients reported as kg PO₄ equivalent. Ionising radiation (kg U235 equivalent) transfers energy into the body tissue and may thereby interfere with the structure of molecules (Table 11).

Finally, human toxicity is recorded as kg 1,4 dichlorobenzene equivalent or cumulative toxic units. Human toxicity (carcinogens) is an index that corresponds to potential harm of a unit of cancer-causing chemical released into the environment and is based on both the inherent toxicity of a compound and its potential dose. Human toxicity (non-carcinogens) index is associated with non-carcinogenic chemicals release, doses and exposure.

Endpoint indicators

The mid-point categories are aggregated to present results as endpoint categories. It is argued that the environmental impacts should be presented as mid-point categories to prevent oversimplification or misinterpretation of environmental impacts (Kalbar et al. 2017). Nevertheless, some studies did not present detailed mid-point indicator impacts but only endpoint indicators (Amezcuca-Allieri et al. 2019; Martillo Aseffe et al. 2021; Bora et al. 2020).

The endpoint categories used in reviewed studies were: (1) human health (disability-adjusted life year) is related to the impacts of environmental degradation that results in an increase in and duration of loss of life years due to ill health, disability or early death, and (2) ecosystem quality (species × year) is linked to the impact of global warming potential, ozone layer depletion, acidification, ecotoxicity, eutrophication and indicates biodiversity loss. It is recorded as local species loss integrated over time, and (3) resources are related to the depletion of raw materials and energy sources expressed generally in US dollars (\$), representing the extra costs involved for future mineral and fossil resource extraction (Al-Muhtaseb et al. 2021).

Uncertainty, scenario and sensitivity analysis

Life cycle assessment (LCA) studies are models which are simplified versions of the real-world system and thus are inherently uncertain (Wang and Shen 2013). These

Table 11 Environmental impacts and main findings recorded in the life cycle assessment case studies analysed

Reference	Environmental impacts considered	Findings
Aberilla et al. (2019)	Global warming (20 years), ozone layer depletion, particulate matter formation, photochemical oxidant formation, freshwater eutrophication, marine eutrophication, terrestrial acidification, freshwater ecotoxicity, marine ecotoxicity, terrestrial ecotoxicity, fossil depletion, mineral depletion, water depletion, agricultural land occupation, natural land transformation, urban land occupation, human toxicity, ionising radiation potentials	The study compared anaerobic digestion, combustion and gasification for rice and coconut residues in South East Asia to produce 1 kWh of electricity as the end product. It was observed that anaerobic digestion was the best option for 14 out of 18 impacts (the remaining four impacts categories were: global warming, photochemical oxidant formation, particulate matter formation and terrestrial ecotoxicity potentials) Global warming potential for anaerobic digestion = 100 kg CO ₂ eq Global warming potential for gasification and combustion = -30 to 30 kg CO ₂ eq Ozone layer depletion for anaerobic digestion = - 36 µg CFC-11 eq Ozone layer depletion for gasification and combustion = - 1 µg CFC-11 eq Human toxicity (carcinogens) for anaerobic digestion = - 74 g 1,4 DB eq Human toxicity (carcinogens) for gasification and combustion = 72 to 182 g 1,4 DB eq
Amezcuca-Allieri et al. (2019)	Abiotic resource depletion, acidification, eutrophication, ozone layer depletion, freshwater aquatic ecotoxicity, marine ecotoxicity and terrestrial ecotoxicity potentials	Although all these environmental categories were analysed, the results were only presented as normalised or % change in the value of environmental impacts compared to fossil fuel. Potential environmental impact index (PEI) recorded using a summation of all environmental categories was 2528 (for the use of sugarcane bagasse) vs 20,200 PEI/GJ for using fossil fuel in a sugar mill
Ardolino and Arena (2019)	Global warming, non-renewable energy and respiratory inorganics potentials	Both the biomethane scenarios consisting of using biomethane produced from anaerobic digestion and gasification were better than the diesel scenario, improving 56% and 65% for global warming potential, and 31% and 52% for non-renewable energy potential, respectively
Bacenetti (2019)	Global warming (100 years), ozone layer depletion, human toxicity (carcinogens), human toxicity (non-carcinogens), particulate matter formation, photochemical oxidant formation, terrestrial acidification, freshwater eutrophication, terrestrial eutrophication, marine eutrophication, freshwater ecotoxicity, mineral fossil and renewable resource depletion potentials	When compared with the business-as-usual scenario where the pruning residues are wasted, pruning residues for bioenergy production showed better environmental impacts in most categories. Below are some of the results recorded for business-as-usual and reuse of residues for 1 ha of vineyard land as a functional unit (in respective order) Global warming potential = 89 and - 807 kg CO ₂ eq Ozone layer depletion = 5 and - 43 mg CFC-11 eq Human toxicity (carcinogens) = 9.6 × 10 ⁻⁷ and -1.1 × 10 ⁻⁶ comparative toxic units Human toxicity (non-carcinogens) = 3.7 × 10 ⁻⁵ and -4.3 × 10 ⁻⁵ comparative toxic units Particulate matter formation = 0.06 and 2.44 kg PM2.5 eq
Banerjee et al. (2019)	Global warming, eutrophication, human toxicity, ozone layer depletion potentials	Biodiesel production from wet biomass and using Fe ₂ O ₃ nanocatalyst in the transesterification process reported less environmental impacts as compared to the conventional biodiesel production process in all four environmental categories

Table 11 (continued)

Reference	Environmental impacts considered	Findings
Chung et al. (2019)	Global warming, ozone layer depletion, eutrophication, terrestrial acidification, ecotoxicity, fossil depletion, minerals depletion, land use, human toxicity(carcinogens), ionising radiation, respiratory inorganics and respiratory organics potentials	The highest environmental impacts were observed during transesterification of the entire biodiesel production process. The transesterification process contributed a 1010 MJ surplus on fuel consumption due to the high demand of electrical energy for 1000 kg of biodiesel produced
Dasan et al. (2019)	Net energy ratio and global warming potential (10,000 years)	This study assessed the impact of different microalgae cultivation systems on biomass productivity. The net energy ratio was below 1 for all microalgae cultivation systems (open pond, tubular, bubble column photo-bioreactors)
Derose et al. (2019)	Global warming potential	Biochemical and thermochemical pathways were compared for bioenergy production (1 MJ of fuel produced)
Di Fulvio et al. (2019)	Biodiversity loss	Global warming potential for biochemical pathway = 111.2 g CO ₂ eq Global warming potential for thermochemical pathway = - 2 g CO ₂ eq
Dupuis et al. (2019)	Global warming potential per unit of delivered feedstock (100 years)	Increased cultivation of perennial crops for bioenergy production could be an option for climate change mitigation. However, it could negatively impact biodiversity through loss of species habitats in EU-27 and the UK
Zhu et al. (2019)	Water footprint in L per MJ of bioenergy	Perennial energy crops rather than wheat husk should be considered biofuel in East England based on the life cycle assessment of the use of wheat husk and energy crops
Wang et al. (2019b)	Global warming potential	The total life cycle water use intensity for using cotton straw as a bioenergy source via combustion was 11.708 L/MJ, lower than bio-oil power generation, however, much greater than other renewable energy sources (such as geothermal, solar photovoltaic and wind power). The study also noted that biomass agricultural production accounted for 84.61% of the total water use
Wagner et al. (2019)	Global warming, agricultural land occupation, freshwater ecotoxicity, human toxicity, marine ecotoxicity potential, freshwater eutrophication and marine eutrophication potentials	An increase in gasification temperature and decrease in biomass slurry concentration and pressure could decrease global warming potential
Timonen et al. (2019)	Global warming potential	This study noted that marginal German electricity mix, when substituted by miscanthus-based biogas, can lead to net benefits in the impact categories of global warming potential, human toxicity, marine ecotoxicity, freshwater ecotoxicity and freshwater eutrophication. This was observed even when the biomass is transported over longer distances, biomass yields are lower, or a lower heat utilisation rate is applied
		The study compared the use of pig slurry with grass and pig slurry with food waste as feedstocks for anaerobic digestion
		The highest global warming potential was observed when pig slurry and grass from uncultivated fields were used for anaerobic digestion. This could be due to due to prominent N ₂ O emissions from grasslands, while the lowest level of global warming potential was in the scenario, which involved the digestion of pig slurry and side streams from the food industry due to avoided emissions from co-feedstock procurement (covered storage and zero emissions to produce food industry sludge as waste)

Table 11 (continued)

Reference	Environmental impacts considered	Findings
Tanzer et al. (2019)	Global warming potential (100 years), NO _x and SO ₂ emissions	<p>All biofuel systems of agroforestry residues have substantially lower life cycle environmental impacts compared to heavy fuel oil (HFO, marine fuel reference)</p> <p>Global warming potential for biofuels = − 30 to 40 kg CO₂ eq/GJ</p> <p>Global warming potential for HFO reference = 90 kg CO₂ eq/GJ</p> <p>SO₂ emissions all biofuels < 0.3 kg SO₂/GJ</p> <p>SO₂ emissions for HFO reference = 2.5 kg SO₂/GJ</p> <p>NO_x emissions from biofuels ≈ HFO reference = 1.6 kg NO_x/GJ</p> <p>For generating 457 MJ of bioenergy from fuels considered, the results obtained are summarised below</p> <p>For rice husk, with yield = 9.5 t/ha and dryer efficiency as 0.7:</p> <p>Global warming potential = 1.96 kg CO₂ eq</p> <p>Water depletion potential = 2.3 m³</p> <p>Eutrophication potential = 12.5 g PO₄ eq</p> <p>Acidification potential = 50.3 g SO₂ eq</p> <p>For coal system:</p> <p>Global warming potential = 61 kg CO₂ eq,</p> <p>Water depletion = 23 m³</p> <p>Eutrophication potential = 63 g PO₄ eq</p> <p>Acidification potential = 462 g SO₂ eq</p> <p>The study concluded that if all rice husk available in Peru were used for drying processes instead of coal, it could mitigate around 708,540 metric tons of CO₂ eq per year</p>
Quispe et al. (2019)	Global warming (100 years), acidification potential, eutrophication and water depletion potentials	

Table 11 (continued)

Reference	Environmental impacts considered	Findings
Krzyżaniak et al. (2019)	Global warming, particulate matter formation, terrestrial acidification, freshwater eutrophication, human toxicity, freshwater ecotoxicity, fossil depletion potentials	<p>This study compared poplar production (1 tonne of dry matter) as lignocellulosic feedstock for use in bioenergy systems considering four fertilisation systems: unfertilised, mineral, lignin and lignin + mineral, and observed the following results</p> <p>Global warming potential for lignin + mineral fertilisation system = -20 kg CO₂ eq</p> <p>Global warming potential for unfertilised system = 20 kg CO₂ eq</p> <p>Particulate matter formation potential for lignin + mineral fertilisation system = 0.3 kg PM10 eq</p> <p>Particulate matter formation potential for unfertilised system = 0.3 kg PM10 eq</p> <p>Terrestrial acidification potential for lignin + mineral fertilisation system = 0.7 kg SO₂ eq</p> <p>Terrestrial acidification potential for unfertilised system = 0.3 kg SO₂ eq</p> <p>Freshwater eutrophication potential for lignin + mineral fertilisation system = 0.01 kg P eq</p> <p>Freshwater eutrophication potential for unfertilised system = 0.3 kg P eq</p> <p>Human toxicity potential for lignin + mineral fertilisation system = 9 kg 1,4 DB eq</p> <p>Human toxicity potential for unfertilised system = 19 kg 1,4 DB eq</p> <p>The study concluded that fertilised systems could cause negative environmental impacts for poplar production in Poland</p> <p>The study analysed the life cycle impacts of methanol production. The impact categories considered global warming, ozone layer depletion, acidification, eutrophication, photochemical oxidant formation, ecotoxicity, respiration effects, human toxicity (non-carcinogens) and human toxicity (carcinogens) were all merged as potential environmental impact. The highest net energy ratio achieved was 0.612. The lowest PEI/kg methanol was observed as 0.18</p>
Im-Orb and Arpornwichanop (2020)	Net energy ratio and potential environmental impact	

Table 11 (continued)

Reference	Environmental impacts considered	Findings
Jeswani et al. (2020)	Global warming, abiotic depletion, abiotic depletion for fossil fuels, acidification, eutrophication, freshwater ecotoxicity, human toxicity, marine ecotoxicity, ozone layer depletion, photochemical oxidant formation and terrestrial ecotoxicity potentials	The study compared the use of biomass for boiler compared to fossil resources (i.e. natural gas, oil and electricity). The findings demonstrated that heat from biomass boilers had lower impacts than from the coal and oil equivalents in all categories (except terrestrial ecotoxicity potential). Some of the environmental impacts observed for the production of 1MWh of heat are summarised below Global warming potential during biomass use = 14.7 kg CO ₂ eq Global warming potential during use of fossil resources = 233.9–468.4 kg CO ₂ eq Terrestrial ecotoxicity potential during biomass use = 0.6 kg DB eq Terrestrial ecotoxicity potential during use of fossil resources = 0.03–0.11 kg DB eq Human toxicity potential during biomass use = 29 kg 1,4 DB eq Human toxicity potential during use of fossil resources = 4–192 kg 1,4 DB eq The life cycle energy consumption and global warming potential of 1 MJ of gasoline and diesel production utilising switchgrass and pine residues were observed as 0.7 to 1.1 MJ and 43.2 to 76.6 g CO ₂ eq, respectively When considering land-use scenarios due to maize silage and wild energy crop production, blended feedstock consisting of both showed the lowest global warming potential as 198 kg CO ₂ eq/kWh of electricity produced For treatment and upgrade of 1 kg of olive pomace, following impacts were observed Global warming potential = 0.468 to 1.024 kg CO ₂ eq Acidification potential = 0.0007 to 0.0015 mol H ⁺ eq Eutrophication potential = 0.036 to 36.290 g P eq Freshwater ecotoxicity potential = 165.8 to 254.5 comparative toxic units The study compared alkali water electrolysis, gasification and dark fermentation for hydrogen production. Dark fermentation pathway for the production of 1 kg of H ₂ was recorded as the most efficient process based on: Net energy ratio = 1.25, Global warming potential = 46 kg CO ₂ eq Acidification potential = 75 g SO ₂ eq Eutrophication potential = 350 g PO ₄ eq Terrestrial ecotoxicity potential = 2.5 mg 1,4 DB eq
Lan et al. (2020)	Primary energy consumption and global warming potential (100 years)	
Lask et al. (2020)	Global warming potential	
Mendecka et al. (2020)	Global warming, acidification, eutrophication and freshwater ecotoxicity potentials	
Reaño (2020)	Net energy ratio and Global warming (100 years), acidification, eutrophication, and terrestrial ecotoxicity potentials	

Table 11 (continued)

Reference	Environmental impacts considered	Findings
Spatari et al. (2020)	Global warming potential (100 years)	For 1 MJ of biodiesel produced: Global warming potential for catalytic pyrolysis = $-80 \text{ g CO}_2 \text{ eq}$ Global warming potential for fast pyrolysis = $20 \text{ g CO}_2 \text{ eq}$ Global warming potential = $6.04 \text{ ton CO}_2 \text{ eq/ton torrefied rice husk}$ for severe torrefaction
Thengane et al. (2020)	Global warming potential	Global warming potential was observed as $12.72 \text{ CO}_2 \text{ eq}$ for the entire process from cultivation to torrefaction. For all other categories, only normalised results as % were recorded
Ubando et al. (2020)	Global warming, water depletion, fossil resource scarcity, mineral resource scarcity, land use, human toxicity(carcinogens), human toxicity (non-carcinogens), marine ecotoxicity, freshwater toxicity, terrestrial ecotoxicity, marine eutrophication, freshwater eutrophication, terrestrial acidification, ozone layer depletion, particulate matter formation, ionising radiation potentials	
Nilsson et al. (2020)	Global warming (100 years) and eutrophication potentials	The mean global warming potential was 1170 ± 460 and $1200 \pm 460 \text{ kg CO}_2 \text{ eq/ha}$ year for a 140 and 200 kg N/ha fertilisation rate. The eutrophication potential was observed as $11 \pm 6.1 \text{ kg N-eq/ha}$ to use 1 ha of land to produce perennial grass as a biofuel source in five different sites in Sweden. The variation between sites highlights the use of temporal and spatial data for assessing whole life cycle impacts
Aristizábal-Marulanda et al. (2021)	Global warming, ozone layer depletion, terrestrial acidification, freshwater eutrophication, human toxicity, photochemical oxidant formation, particulate matter formation, freshwater ecotoxicity, water depletion, fossil depletion and agricultural land occupation potentials	The study compared the use of coffee-cut stems for ethanol production concerning the production of electricity and steam. Lesser environmental impacts were observed for the latter. Some of the findings for both 1 MJ of ethanol and 1 MJ of electricity and steam are: Global warming potential for 1 MJ of ethanol = $1.37 \text{ kg CO}_2 \text{ eq}$ Global warming potential for 1 MJ of electricity and steam = $0.27 \text{ kg CO}_2 \text{ eq}$ Ozone layer depletion potential for 1 MJ of ethanol = $2.5 \times 10^{-8} \text{ kg CFC-11 eq}$ Ozone layer depletion potential for 1 MJ of electricity and steam = $0.7 \times 10^{-8} \text{ kg CFC-11 eq}$ Fossil depletion potential for 1 MJ of ethanol = 0.05 kg oil eq Fossil depletion potential for 1 MJ of electricity and steam = 0.01 kg oil eq

Table 11 (continued)

Reference	Environmental impacts considered	Findings
Brassard et al. (2021)	Global warming (100 years), ozone layer depletion, human toxicity (carcinogens), freshwater eutrophication, mineral resource use, terrestrial, freshwater acidification, water scarcity, photochemical ozone formation, human toxicity (non-carcinogens), respiratory inorganics, marine eutrophication, terrestrial eutrophication, freshwater ecotoxicity, ionising radiation, resource use (energy carriers), land use potentials	This study compared the use of primary forestry residues for pyrolysis to the business-as-usual of no use and concluded that pyrolysis could result in better environmental impacts in nine out of a total of 16 categories. Some results recorded for the use of 1000 kg of feedstock are given below Global warming potential = 906 kg CO ₂ eq during pyrolysis Global warming potential = 1750 kg CO ₂ eq during no use Ozone layer depletion potential = 3 × 10 ⁻⁵ kg CFC-11 eq during pyrolysis Ozone layer depletion potential = 2 × 10 ⁻⁵ kg CFC-11 eq during no use Mineral resource use potential = 1.5 × 10 ⁻³ kg Sb eq during pyrolysis Mineral resource use potential = 2.5 × 10 ⁻⁴ kg Sb eq during no use Human toxicity(non-carcinogens) = 5 × 10 ⁻⁵ cumulative toxicity units, during pyrolysis Human toxicity(non-carcinogens) = 2.25 × 10 ⁻⁴ cumulative toxicity units, during no use The study analysed environmental impacts for residual biomass feedstocks to produce 1 kWh of electricity to feed in the grid: Cumulative energy demand = 3.8 MJ Global warming potential = 1.1 kg CO ₂ eq
Cusenza et al. (2021)	Cumulative energy demand, and Global warming (20 years), ozone layer depletion, human toxicity (non-carcinogens), human toxicity (carcinogens), particulate matter formation, ionising radiation, photochemical oxidant formation, acidification, terrestrial eutrophication, freshwater eutrophication, marine eutrophication, ecotoxicity and abiotic depletion potentials	Ozone layer depletion potential = 3.3 × 10 ⁻⁸ kg CFC-11 eq Abiotic depletion potential = 2.9 × 10 ⁻⁸ kg Sb eq Human toxicity(non-carcinogens) = 3.6 × 10 ⁻⁸ cumulative toxicity units Human toxicity(carcinogens) = 9.6 × 10 ⁻⁹ cumulative toxicity units Particulate matter formation potential = 1.1 × 10 ⁻⁴ kg PM2.5 eq The study conducted an environmental performance of bio-waste valorisation practices considering the double perspective of producing renewable energy and treating bio-wastes Global warming potential = 0.8 kg CO ₂ eq for 1 kg of methanol produced using rice straw through gasification For 1 kg of ethanol produced using rice straw through combustion in the boiler Net energy gain potential = 4.33 MJ Global warming potential = 0.005 kg CO ₂ eq
Da Silva et al. (2021)	Global warming potential (100 years)	
Fu et al. (2021)	Net energy gain and global warming potential	

Table 11 (continued)

Reference	Environmental impacts considered	Findings
Martillo Aseffe et al. (2021)	Global warming potential	The study analysed the use of corncob for electricity production through gasification and combustion and its impacts on the seed-corn supply chain. It concluded that if waste-to-energy scenarios are included with the agribusiness sector, it could reduce environmental impacts
Schonhoff et al. (2021)	Global warming potential and Endpoint indicators: human health, ecosystem quality, resource depletion	Global warming potential = 913 kg CO ₂ eq/t seed-corn through combustion Global warming potential = 797 kg CO ₂ eq/t seed-corn through gasification The study concluded that different production and processing pathways for <i>Sida hermaphrodita</i> biomass did not significantly differ in the overall environmental impacts. Moreover, when comparing <i>Sida hermaphrodita</i> biomass was performed with alternative biomasses like wood or <i>Miscanthus</i> ; in most cases (except <i>Miscanthus</i> and mixed logs), beneficial properties of <i>Sida hermaphrodita</i> biomass were observed For 100 GJ of thermal energy from <i>Sida hermaphrodita</i> biomass, some of the environmental impacts recorded were: Global warming potential (including biogenic carbon) ≈ 12,000 kg CO ₂ eq Global warming potential (excluding biogenic carbon) ≈ 1500 kg CO ₂ eq Ozone layer depletion potential ≈ 10 × 10 ⁻⁵ kg CFC-11 eq Abiotic depletion potential ≈ 0.15 kg Sb eq during pyrolysis Human toxicity (carcinogens) = 14 to 19 × 10 ⁻⁵ cumulative toxicity units Human toxicity (non-carcinogens) ≈ 10.5 × 10 ⁻⁴ cumulative toxicity units The study compared waste treatment cases for spent coffee grounds. It concluded that overall, incineration (with electricity and heat recovery) showed the least environmental impacts compared to landfilling, biodiesel production and composting, followed by the spreading of compost on land. It showed that use for waste as an energy source should follow not only waste hierarchy but also life cycle assessment. Some of the impacts recorded for incineration (with electricity and heat recovery—best case) and biodiesel production using 1 tonne of spent coffee grounds are below
Schmidt Rivera et al. (2020)	Global warming, primary energy demand, fossil depletion, metal depletion, particulate matter formation, stratospheric ozone depletion, photochemical oxidant (ecosystems), photochemical oxidant (humans) formation, freshwater eutrophication, marine eutrophication, terrestrial acidification, human toxicity (carcinogens), human toxicity (non-carcinogens), freshwater ecotoxicity, marine ecotoxicity and terrestrial ecotoxicity potentials	Global warming potential for incineration = 525 kg CO ₂ eq Ozone layer depletion for biodiesel production = 0.25 g CFC-11 eq Ozone layer depletion for incineration = 0.18 g CFC-11 eq Human toxicity (non-carcinogens) for biodiesel production = 357 kg 1,4 DB eq Human toxicity (non-carcinogens) for incineration = 5 kg 1,4 DB eq

Table 11 (continued)

Reference	Environmental impacts considered	Findings
Al-Mawali et al. (2021)	Net energy ratio and Global warming (100 years), ozone layer depletion, abiotic depletion (fossil fuels)	The study conducted LCA to analyse the transformation of waste date seed oil to biodiesel via esterification. It concluded that it is environmentally feasible to produce biodiesel from waste-derived feedstocks Net energy ratio = 2.17
Yang et al. (2021)	Global warming (100 years), ozone layer depletion, abiotic depletion, human toxicity, freshwater ecotoxicity, marine ecotoxicity, terrestrial ecotoxicity, photochemical oxidant formation, acidification, and eutrophication potentials	Global warming potential = 1.11 kg CO ₂ eq/kg of biodiesel produced Abiotic depletion potential = 2×10^{-5} kg Sb eq/kg of biodiesel produced Abiotic depletion (fossil fuels) potential = 19 MJ/kg of biodiesel produced Human toxicity potential = 0.6 kg 1,4 DB eq/kg of biodiesel produced The study used LCA to evaluate the potential of biochar for carbon sequestration produced using crop residue in China. The carbon sequestration potential of a country-level biochar system was estimated at 500×10^{12} kg CO ₂ eq for a year. This accounts for 4.50% of the total greenhouse gas emissions from China, which could be mitigated by use of biochar Global warming potential = -5×10^{14} kg CO ₂ eq/kg of biochar
Saranya and Ramachandra, (2020)	Net energy ratio and Global warming (100 years), abiotic depletion, abiotic depletion (fossil fuels) photochemical oxidant formation, acidification, and eutrophication potentials	Abiotic depletion potential = 4.5×10^7 kg Sb eq/kg of biochar The study compared acid catalysis and biocatalysis for the use of microalgal biomass feedstocks (produced in 1 ha of land—FU) for biodiesel production. The study concluded that biocatalysis was the best route to use with the following impacts Net energy ratio = 18.8
Bora et al. (2020)	Global warming (100 years), abiotic depletion, abiotic depletion (fossil fuels) photochemical oxidant formation, acidification, and eutrophication potentials Endpoint indicators: global warming potential, human health, ecosystem quality, resource depletion	Global warming potential = 2000 – 3000 kg CO ₂ eq/FU Abiotic depletion potential = 0.004 kg Sb eq/FU This study computed 15 mid-point indicators for thermochemical conversion of poultry litter to fuel and biochar in the USA. However, the results were aggregated to present endpoint indicators for 1000 kg of poultry litter (FU) Global warming potential of thermochemical conversion = 659 to 1192 kg CO ₂ eq/FU Global warming potential for spreading on fields = 1410 kg CO ₂ eq/ FU

Table 11 (continued)

Reference	Environmental impacts considered	Findings
Al-Muhtaseb et al. (2021)	Net energy ratio and Global warming (100 years), ozone layer depletion, abiotic depletion (fossil fuels), abiotic depletion, human toxicity, freshwater ecotoxicity, marine ecotoxicity terrestrial ecotoxicity, photochemical oxidant formation, acidification, and eutrophication potentials	The study conducted LCA to analyse the transformation of waste date seed oil to biodiesel via esterification. It concluded that it is environmentally feasible to produce biodiesel from waste-derived feedstocks Net energy ratio = 2.23 Global warming potential = 1.13 kg CO ₂ eq/kg of biodiesel produced Abiotic depletion potential = 3×10^{-6} kg Sb eq/kg of biodiesel produced Abiotic depletion (fossil fuels) potential = 26 MJ/kg of biodiesel produced

CFC-11: Trichlorofluoromethane; DB: dichlorobenzene; EU-27: The European Union; eq: Equivalent; FU: Functional unit; HFO: Heavy fuel oil; LCA: Life cycle assessment; NER: Net energy ratio; PEI: Potential environmental impact; PM2.5: Particulate matter with $\leq 2.5 \mu\text{m}$ in diameter; PM10: Particulate matter with $\leq 10 \mu\text{m}$ in diameter

uncertainties arise due to statistical variation, subjective judgement, linguistic imprecision, variability in space and time, inherent randomness, expert disagreement and model approximations. These uncertainties can be propagated through the model using Monte Carlo simulations for parameter uncertainties or by considering different scenarios for biofuel production. Though it was noted that about 60% of the reviewed studies considered scenario analysis, only 10% of the studies did uncertainty analysis by accounting for parameter uncertainties (Fig. 7).

Sensitivity analysis identifies which process of the biodiesel production life cycle contributes directly to the burdensome environmental footprints. Relatedly, if impacts in environmental categories are to be minimised, these will be the processes where future research and development should focus on (Al-Muhtaseb et al. 2021). 50% of the studies reviewed here conducted sensitivity analysis.

Therefore, for reliable and robust decision-making, it is necessary to analyse sensitivity and uncertainty for various scenarios. There were about ten studies identified with no analysis on sensitivity or uncertainty (due to parameters and scenarios). Moreover, the presence of only four studies with scenario, sensitivity and uncertainty analyses poses questions on the applicability of findings presented in the LCA studies. There was no study identified that included all three phases of the life cycle of biofuel production system boundary (described in Fig. 5) and uncertainty, scenario and sensitivity analyses in the 40 reviewed studies. This presents a considerable knowledge gap when it comes to the use of LCA studies for strategic decision-making.

Interpretation of results

This stage of the assessment includes making interpretations, drawing conclusions, identifying the phases or processes that can be improved in the life cycle of a biofuel production chain to improve the environmental feasibility of the environmental system. This stage could also involve presenting and communicating results to stakeholders.

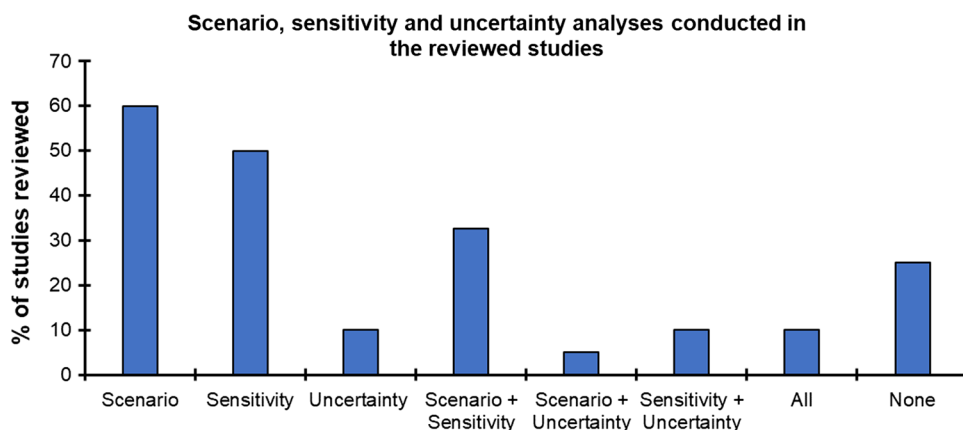
Key points observed in life cycle assessment studies

We conducted an intensive critical review of 40 LCA studies, including methods and findings. In this section, we present key points observed in these studies.

There was no study identified that included all the three phases of biofuel production along with uncertainty, sensitivity and scenario analyses.

Moreover, most of the studies that computed net energy ratio (Al-Mawali et al. 2021; Al-Muhtaseb et al. 2021; Dasan et al. 2019; Im-Orb and Arpornwichanop 2020; Reaño 2020; Saranya and Ramachandra 2020), which is defined as the ratio of output energy/input energy for the overall process

Fig. 7 Details of the scenario, sensitivity and uncertainty analyses conducted in the reviewed studies ($N=40$)



(Pleanjai and Gheewala 2009), recorded net energy ratio > 1 , showing the importance of biofuels as energy sources.

Generally recognised contentious issue to produce biofuels was land use which could occur due to natural land, agricultural and urban land transformation. This was highlighted by the fact that 7% of the studies used land use as a functional unit (Fig. 5); furthermore, about 15% of the reviewed studies analysed impacts on land use (Aberilla et al. 2019; Chung et al. 2019; Ubando et al. 2020; Ariztizábal-Marulanda et al. 2021; Brassard et al. 2021; Schonhoff et al. 2021). It was also noted that the use of perennial energy crops is an interesting approach towards mitigation of greenhouse gas emissions; however, it could result in loss of biodiversity for the European Union and UK (EU-27 + UK) (Di Fulvio et al. 2019) (Table 11).

Other studies focused on water depletion and concluded that while producing biofuels can mitigate greenhouse gas emissions, it is also necessary to compute water depletion during crop production and biomass processing (Aberilla et al. 2019; Quispe et al. 2019; Ubando et al. 2020; Ariztizábal-Marulanda et al. 2021; Schonhoff et al. 2021). In fact, Zhu et al. (2019) concluded that water depletion for biofuel production from cotton straws was lower than bio-oil power generation, however, much greater than observed for other renewable sources of energy (such as geothermal, solar photovoltaic and wind power). Most of the water use occurred due to biomass agricultural production, accounting for 84.6% of the total water use.

The impacts on land use and water depletion due to energy crop production show that waste-derived feedstocks could provide more sustainable energy sources. Waste-to-energy applications for biomass could mitigate the use of land, fertilisers and water for agriculture of energy crops. This is also in accordance with zero-waste hierarchy for management of waste biomass (Refuse/ redesign $>$ Reduce $>$ Reuse $>$ Recycle $>$ Material and chemicals recovery $>$ Residuals management $>$ Unacceptable, e.g. landfilling of non-stabilised waste/energy recovery) (Simon, 2019). In fact, there was

only one study identified that highlighted that for spent coffee grounds, incineration is a better route compared to bio-fuel production (Schmidt Rivera et al. 2020).

Finally, focusing on the comparison of biological and thermochemical pathways, in general, it was observed in the comparative studies that thermochemical processes showed lesser environmental impacts compared to biological processes for the same biomass and geographical and temporal span (Ardolino and Arena 2019; Derosé et al. 2019). Even in Aberilla et al. (2019), which showed higher environmental impacts in the thermochemical process, the greenhouse gas emissions for gasification were lower than that of anaerobic digestion for rice and coconut residues.

Bibliometric analysis

Figure 8a, b depicts the bibliometric analysis mapping originated from the Web of Science core collection for the network visualisation and density visualisation, respectively. Firstly, the data were exported 500 entries at a time of 9947 results and then were fed into the VOSviewer software that plotted the data. The type of analysis used herein was co-occurrence, and all keywords were included, as well as the fractional counting method. We observed direct clusters connecting identifiable keywords to broad topics such as thermochemical, biochemical and processes associated with those two routes (gasification, pyrolysis, hydrothermal liquefaction, combustion, torrefaction, anaerobic digestion and fermentation). This enabled the visualisation of most of the significant keywords in publications in the period of 1970–2021 that were associated with the thermochemical and biochemical conversion routes of biomass.

It is evident from Fig. 8a, b that keywords that have seen a significant increase in popularity and, as a result, progress in keyword research such as biomass gasification, pyrolysis and combustion as they part of the thermochemical route in biomass conversion. In addition, other correlated keywords

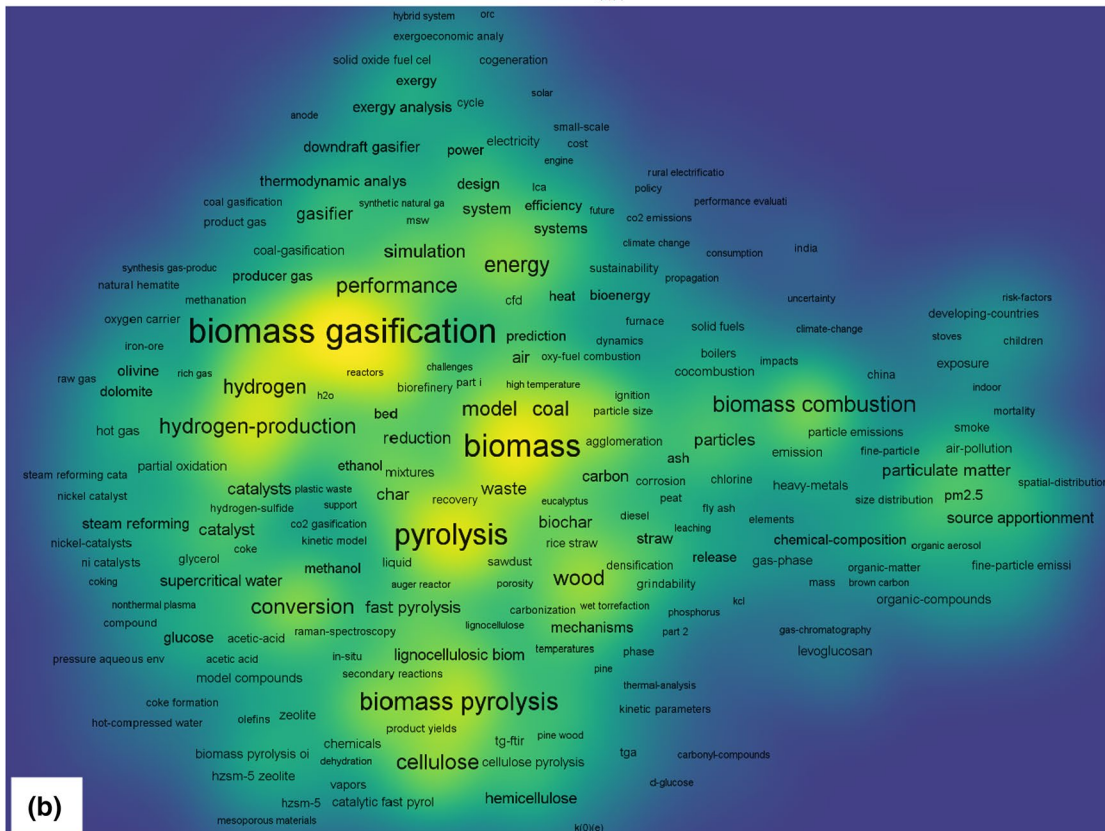
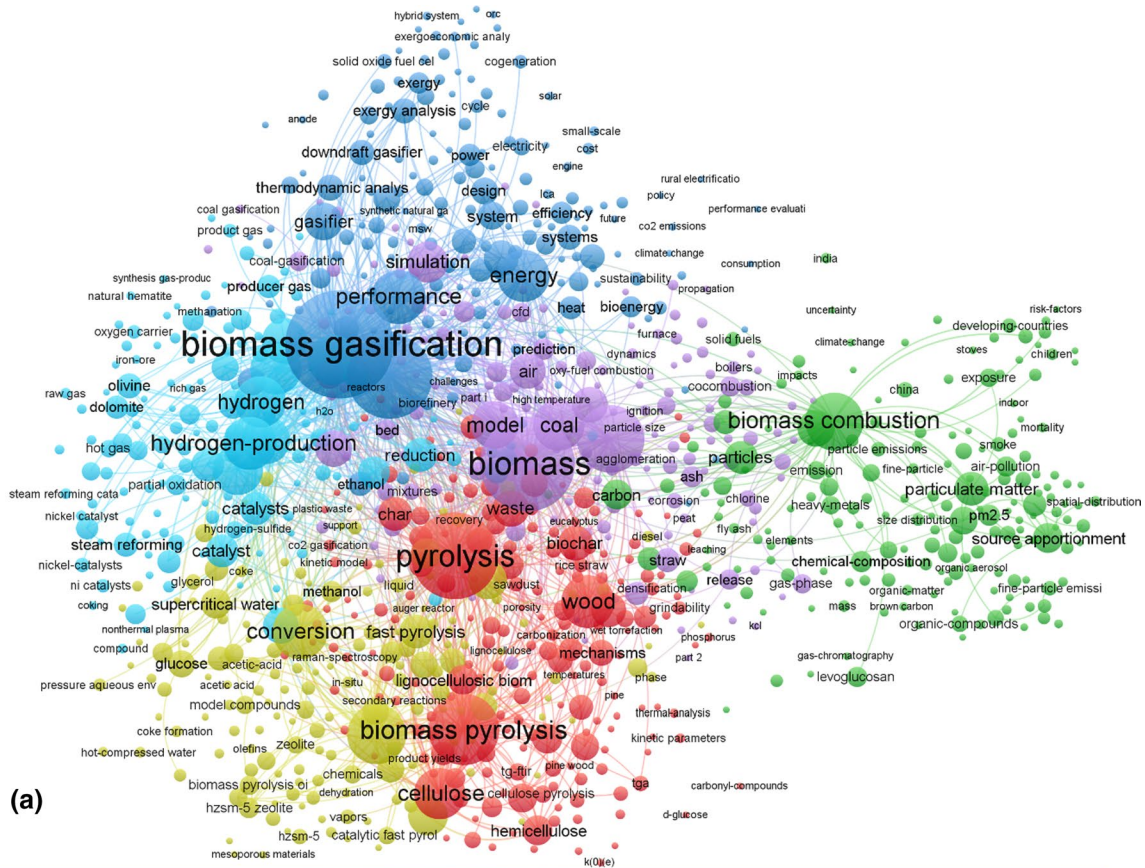


Fig. 8 Bibliometric mapping of biomass conversion processes into biofuels **a** network visualisation and **b** density visualisation maps. The bibliometric mapping was performed between 1970 and 2021

have shown in the bibliometric mapping, such as hydrogen production, catalysts and fuel performance. This signifies that the process of thermochemical conversion is at a very mature stage in terms of research and development, as demonstrated by the prominence of publication keywords over the last 51 years. Because of its higher productivity, economic viability and existing infrastructure compatibility resources, it is ultimately readily available and easily scaled up for the industrial sector.

Although gasification appears to be most researched in the thermochemical route, this could be down to the fact that gasification technology has existed longer than counterpart technologies, apart from combustion. This also does not indicate that it is the most efficient thermochemical technology in process efficiency and product quality. For example, when using gasification, there is a need to remove the hydrogen sulphide and clean the synthesis gas produced and other requirements.

On the other hand, the biochemical conversion route is less favourable since it suffers from certain limitations, such as its time-consuming process and low product yield and product inhabitation. Biochemical conversion keywords are shown in Fig. 8a, b, such as ethanol production, bio-hydrogen and others.

Conclusion

Biomass as an affordable, reliable and sustainable energy source contributes 9% (~51 EJ) of the global overall primary energy supply. Thermochemical and biochemical technologies are the two main routes employed to convert biomass into biofuels. The former route includes hydrothermal liquefaction, pyrolysis, torrefaction, gasification and combustion processes, while the latter route consists of fermentation and anaerobic digestion processes.

Herein, we critically reviewed each individual route along with the integration between hydrothermal and biochemical routes of biomass utilisation from a bioeconomy perspective. Both routes have drawbacks: the former method usually involves a high energy intake along with solvent or catalyst addition. In contrast, the latter route has a lengthy cycle period and is less efficient in breaking down recalcitrant biomass materials. Thus, combining those two routes can be promising by incorporating the benefits of both methods in biofuel processing. However, there are outstanding challenges associated with integration between those two routes. For instance, the catalysts or solvent utilisation of the thermochemical route can result in poisoning or killing the

microorganism or generate various inhibitors that can affect the biological progress routes. Furthermore, this integration may lead to additional costs.

Moreover, to understand the recent advances in evaluating environmental impacts due to biofuel production, we conducted an intensive critical review of 40 life cycle assessment (LCA) studies published from the years 2019–2021, including methods and findings. The important methods and key findings observed were:

1. Only eight studies included all three phases of biofuel production (which includes biomass cultivation, biofuel production process and biofuel use and end-of-life management phase).
2. Waste-derived feedstocks could provide more sustainable energy sources by mitigating impacts on land use and water depletion incurred during the production of energy crops.
3. Focusing on thermochemical and biological processes for the same biomass feedstock and geographical and temporal span, thermochemical processes caused lesser greenhouse gas emissions compared to biological pathways.

This review has suggested interesting new avenues for evaluation of environmental impacts of the biofuel production chain and key outcomes from a range of biofuel production processes. Based on the bibliometric mapping (network and density visualisation maps) from the Web of Science core collection, we have identified that the thermochemical conversion route of biomass is more researched and far outweighed and understood than the biochemical counterpart route of research outputs. This indicates that the biochemical route suffers from specific gaps in the research, as shown from the lack of impact in the bibliometric mapping analysis, thus opening doors for a scope for further research in this area.

Funding The authors would like to thank OQ Oman for their generous financial support (project code: CR/DVC/SERC/19/01). The authors would also like to acknowledge the support of the Sustainable Energy Research Centre at Sultan Qaboos University. Ahmed Osman and David Rooney wish to acknowledge the support of The Bryden Centre project (Project ID VA5048). The Bryden Centre project is supported by the European Union's INTERREG VA Programme, managed by the Special EU Programmes Body (SEUPB). Neha Mehta acknowledges funding from the Centre for Advanced Sustainable Energy, Belfast, UK.

Declarations

Conflict of interest The authors declare no conflict of interest.

Ethical approval The views and opinions expressed in this review do not necessarily reflect those of the European Commission or the Special EU Programmes Body (SEUPB).

Open Access This article is licensed under a Creative Commons Attribution 4.0 International License, which permits use, sharing, adaptation, distribution and reproduction in any medium or format, as long as you give appropriate credit to the original author(s) and the source, provide a link to the Creative Commons licence, and indicate if changes were made. The images or other third party material in this article are included in the article's Creative Commons licence, unless indicated otherwise in a credit line to the material. If material is not included in the article's Creative Commons licence and your intended use is not permitted by statutory regulation or exceeds the permitted use, you will need to obtain permission directly from the copyright holder. To view a copy of this licence, visit <http://creativecommons.org/licenses/by/4.0/>.

References

- Aberilla JM et al (2019) Environmental sustainability of small-scale biomass power technologies for agricultural communities in developing countries. *Renewable Energy* 141:493–506. <https://doi.org/10.1016/j.renene.2019.04.036>
- Abou Rjeily M et al (2021) Pyrolysis-catalytic upgrading of bio-oil and pyrolysis-catalytic steam reforming of biogas: a review. *Environ Chem Lett*. <https://doi.org/10.1007/s10311-021-01190-2>
- Adelabu BA et al (2019) Bioconversion of corn straw to ethanol by cellulolytic yeasts immobilized in *Mucuna urens* matrix. *Journal of King Saud University Science* 31:136–141. <https://doi.org/10.1016/j.jksus.2017.07.005>
- Ahmad AA et al (2016) Assessing the gasification performance of biomass: a review on biomass gasification process conditions, optimization and economic evaluation. *Renew Sustain Energy Rev* 53:1333–1347. <https://doi.org/10.1016/j.rser.2015.09.030>
- Ahmad Ansari F et al (2020) Techno-economic feasibility of algal aquaculture via fish and biodiesel production pathways: A commercial-scale application. *Sci Total Environ* 704:135259. <https://doi.org/10.1016/j.scitotenv.2019.135259>
- Akalın MK et al (2017) Supercritical fluid extraction of biofuels from biomass. *Environ Chem Lett* 15:29–41. <https://doi.org/10.1007/s10311-016-0593-z>
- Al-Mawali KS et al (2021) Life cycle assessment of biodiesel production utilising waste date seed oil and a novel magnetic catalyst: A circular bioeconomy approach. *Renewable Energy* 170:832–846. <https://doi.org/10.1016/j.renene.2021.02.027>
- Al-Muhtaseb A, a. H., et al (2021) Circular economy approach of enhanced bifunctional catalytic system of CaO/CeO₂ for biodiesel production from waste loquat seed oil with life cycle assessment study. *Energy Convers Manage*. <https://doi.org/10.1016/j.enconman.2021.114040>
- Alvira P et al (2010) Pretreatment technologies for an efficient bioethanol production process based on enzymatic hydrolysis: a review. *Biores Technol* 101:4851–4861. <https://doi.org/10.1016/j.biortech.2009.11.093>
- Al-Wahaibi A et al (2020) Techno-economic evaluation of biogas production from food waste via anaerobic digestion. *Sci Rep* 10:15719. <https://doi.org/10.1038/s41598-020-72897-5>
- Amezcuca-Allieri MA et al (2019) Techno-economic analysis and life cycle assessment for energy generation from sugarcane bagasse: case study for a sugar mill in Mexico. *Food Bioprod Process* 118:281–292. <https://doi.org/10.1016/j.fbp.2019.09.014>
- Anastasakis K, Ross AB (2015) Hydrothermal liquefaction of four brown macro-algae commonly found on the UK coasts: an energetic analysis of the process and comparison with biochemical conversion methods. *Fuel* 139:546–553. <https://doi.org/10.1016/j.fuel.2014.09.006>
- Antoniou N, Zabaniotou A (2013) Features of an efficient and environmentally attractive used tyres pyrolysis with energy and material recovery. *Renew Sustain Energy Rev* 20:539–558. <https://doi.org/10.1016/j.rser.2012.12.005>
- Aravind S et al (2020) Conversion of green algal biomass into bioenergy by pyrolysis. *A Review Environmental Chemistry Letters* 18:829–849. <https://doi.org/10.1007/s10311-020-00990-2>
- Ardolino F, Arena U (2019) Biowaste-to-Biomethane: an LCA study on biogas and syngas roads. *Waste Manage* 87:441–453. <https://doi.org/10.1016/j.wasman.2019.02.030>
- Aristizábal-Marulanda V et al (2021) Environmental assessment of energy-driven biorefineries: the case of the coffee cut-stems (CCS) in Colombia. *The International Journal of Life Cycle Assessment* 26:290–310. <https://doi.org/10.1007/s11367-020-01855-0>
- Aro EM (2016) From first generation biofuels to advanced solar biofuels. *Ambio* 45:24–31. <https://doi.org/10.1007/s13280-015-0730-0>
- Arun J et al (2021) Technical insights into the production of green fuel from CO₂ sequestered algal biomass: a conceptual review on green energy. *Sci Total Environ* 755:142636–142636. <https://doi.org/10.1016/j.scitotenv.2020.142636>
- Astrup TF et al (2015) Life cycle assessment of thermal waste-to-energy technologies: review and recommendations. *Waste Manage* 37:104–115. <https://doi.org/10.1016/j.wasman.2014.06.011>
- Atimtay AT (2010) Combustion of agro-waste with coal in a fluidized bed. *Clean Technol Environ Policy* 12:43–52. <https://doi.org/10.1007/s10098-009-0220-9>
- Aysu T et al (2016) Bio-oil production via catalytic pyrolysis of *Anchusa azurea*: effects of operating conditions on product yields and chromatographic characterization. *Biores Technol* 205:7–14. <https://doi.org/10.1016/j.biortech.2016.01.015>
- Azizi K et al (2018) A review on bio-fuel production from microalgal biomass by using pyrolysis method. *Renew Sustain Energy Rev* 82:3046–3059. <https://doi.org/10.1016/j.rser.2017.10.033>
- Bacenetti J (2019) Heat and cold production for winemaking using pruning residues: environmental impact assessment. *Appl Energy* 252:113464. <https://doi.org/10.1016/j.apenergy.2019.113464>
- Bach QV, Skreiberg O (2016) Upgrading biomass fuels via wet torrefaction: A review and comparison with dry torrefaction. *Renew Sustain Energy Rev* 54:665–677. <https://doi.org/10.1016/j.rser.2015.10.014>
- Balajii M, Niju S (2019) Biochar-derived heterogeneous catalysts for biodiesel production. *Environ Chem Lett* 17:1447–1469. <https://doi.org/10.1007/s10311-019-00885-x>
- Balat M et al (2008) Progress in bioethanol processing. *Prog Energy Combust Sci* 34:551–573. <https://doi.org/10.1016/j.pecc.2007.11.001>
- Banerjee S et al (2019) Fe₂O₃ nanocatalyst aided transesterification for biodiesel production from lipid-intact wet microalgal biomass: a biorefinery approach. *Energy Convers Manage* 195:844–853. <https://doi.org/10.1016/j.enconman.2019.05.060>
- Barskov S et al (2019) Torrefaction of biomass: a review of production methods for biocoal from cultured and waste lignocellulosic feedstocks. *Renewable Energy* 142:624–642. <https://doi.org/10.1016/j.renene.2019.04.068>
- Beims RF et al. (2020) Hydrothermal liquefaction of biomass to fuels and value-added chemicals: Products applications and challenges to develop large-scale operations. *biomass and Bioenergy*. 135, 105510–105510. <https://doi.org/10.1016/j.biombioe.2020.105510>

- Ben-Iwo J et al (2016) Biomass resources and biofuels potential for the production of transportation fuels in Nigeria. *Renew Sustain Energy Rev* 63:172–192. <https://doi.org/10.1016/j.rser.2016.05.050>
- Bharti MK et al (2021) Nanoferrites heterogeneous catalysts for biodiesel production from soybean and canola oil: a review. *Environ Chem Lett*. <https://doi.org/10.1007/s10311-021-01247-2>
- Bora RR et al (2020) Life cycle assessment and technoeconomic analysis of thermochemical conversion technologies applied to poultry litter with energy and nutrient recovery. *ACS Sustain Chem Eng* 8:8436–8447. <https://doi.org/10.1021/acssuschemeng.0c02860>
- Borjesson PII (1996) Energy analysis of biomass production and transportation. *Biomass Bioenerg* 11:305–318. [https://doi.org/10.1016/0961-9534\(96\)00024-4](https://doi.org/10.1016/0961-9534(96)00024-4)
- Brassard P et al (2021) Framework for consequential life cycle assessment of pyrolysis biorefineries: a case study for the conversion of primary forestry residues. *Renew Sustain Energy Rev* 138:110549. <https://doi.org/10.1016/j.rser.2020.110549>
- Bridgeman TG et al (2008) Torrefaction of reed canary grass, wheat straw and willow to enhance solid fuel qualities and combustion properties. *Fuel* 87:844–856. <https://doi.org/10.1016/j.fuel.2007.05.041>
- Bridgwater AV (2012a) Review of fast pyrolysis of biomass and product upgrading. *Biomass Bioenerg* 38:68–94. <https://doi.org/10.1016/j.biombioe.2011.01.048>
- Bridgwater AV (2012b) Upgrading Biomass Fast Pyrolysis Liquids. *Environ Prog Sustainable Energy* 31:261–268. <https://doi.org/10.1002/ep.11635>
- Bulushev DA, Ross JRH (2011) Catalysis for conversion of biomass to fuels via pyrolysis and gasification: a review. *Catal Today* 171:1–13. <https://doi.org/10.1016/j.cattod.2011.02.005>
- Cahyanti MN et al (2020) Biomass torrefaction: an overview on process parameters, economic and environmental aspects and recent advancements. *Bioresour Technol* 301:122737–122737. <https://doi.org/10.1016/j.biortech.2020.122737>
- Cai WZ et al (2019) Plastic waste fuelled solid oxide fuel cell system for power and carbon nanotube cogeneration. *Int J Hydrogen Energy* 44:1867–1876. <https://doi.org/10.1016/j.ijhydene.2018.11.159>
- Caporgno MP et al (2016) Hydrothermal liquefaction of nannochloropsis oceanica in different solvents. *Biores Technol* 214:404–410. <https://doi.org/10.1016/j.biortech.2016.04.123>
- Chai Y et al (2020) H₂ production from co-pyrolysis/gasification of waste plastics and biomass under novel catalyst Ni-CaO-C. *Chem Eng J* 382:122947. <https://doi.org/10.1016/j.cej.2019.122947>
- Chaluvadi S et al (2019) Effect of torrefaction prior to biomass size reduction on ethanol production. *Waste Biomass Valorization* 10:3567–3577. <https://doi.org/10.1007/s12649-018-0389-4>
- Chamkalani A et al (2020) A critical review on life cycle analysis of algae biodiesel: current challenges and future prospects. *Renew Sustain Energy Rev* 134:110143. <https://doi.org/10.1016/j.rser.2020.110143>
- Chan YH et al (2019) An overview of biomass thermochemical conversion technologies in Malaysia. *Sci Total Environ* 680:105–123. <https://doi.org/10.1016/j.scitotenv.2019.04.211>
- Chen WH, Kuo PC (2011) Torrefaction and co-torrefaction characterization of hemicellulose, cellulose and lignin as well as torrefaction of some basic constituents in biomass. *Energy* 36:803–811. <https://doi.org/10.1016/j.energy.2010.12.036>
- Chen WH et al (2012a) An experimental analysis on property and structure variations of agricultural wastes undergoing torrefaction. *Appl Energy* 100:318–325. <https://doi.org/10.1016/j.apenergy.2012.05.056>
- Chen WH et al (2012b) Torrefied biomasses in a drop tube furnace to evaluate their utility in blast furnaces. *Biores Technol* 111:433–438. <https://doi.org/10.1016/j.biortech.2012.01.163>
- Chen WH et al (2013) Biomass torrefaction characteristics in inert and oxidative atmospheres at various superficial velocities. *Biores Technol* 146:152–160. <https://doi.org/10.1016/j.biortech.2013.07.064>
- Chen WH et al (2014a) Thermal decomposition dynamics and severity of microalgae residues in torrefaction. *Biores Technol* 169:258–264. <https://doi.org/10.1016/j.biortech.2014.06.086>
- Chen WH et al (2014b) Thermal characterization of oil palm fiber and eucalyptus in torrefaction. *Energy* 71:40–48. <https://doi.org/10.1016/j.energy.2014.03.117>
- Chen WH et al (2014c) Non-oxidative and oxidative torrefaction characterization and SEM observations of fibrous and ligneous biomass. *Appl Energy* 114:104–113. <https://doi.org/10.1016/j.apenergy.2013.09.045>
- Chen P et al (2015) Microwave-assisted thermochemical conversion of biomass for biofuel production. *Biofuels and Biorefineries* 3:83–98. https://doi.org/10.1007/978-94-017-9612-5_5
- Chen WH et al (2021) Progress in biomass torrefaction: principles, applications and challenges. *Prog Energy Combust Sci* 82:100887–100887. <https://doi.org/10.1016/j.peccs.2020.100887>
- Chiaromonti D et al (2011) 2nd generation lignocellulosic bioethanol: is torrefaction a possible approach to biomass pretreatment? *Biomass Conversion and Biorefinery* 1:9–15. <https://doi.org/10.1007/s13399-010-0001-z>
- Chintala V (2018) Production, upgradation and utilization of solar assisted pyrolysis fuels from biomass – a technical review. *Renew Sustain Energy Rev* 90:120–130. <https://doi.org/10.1016/j.rser.2018.03.066>
- Choi J et al (2014) Production of brown algae pyrolysis oils for liquid biofuels depending on the chemical pretreatment methods. *Energy Convers Manage* 86:371–378. <https://doi.org/10.1016/j.enconman.2014.04.094>
- Choi JH et al (2017) Effects of water-washing *Saccharina japonica* on fast pyrolysis in a bubbling fluidized-bed reactor. *Biomass Bioenerg* 98:112–123. <https://doi.org/10.1016/j.biombioe.2017.01.006>
- Chung ZL et al (2019) Life cycle assessment of waste cooking oil for biodiesel production using waste chicken eggshell derived CaO as catalyst via transesterification. *Biocatal Agric Biotechnol* 21:101317. <https://doi.org/10.1016/j.bcab.2019.101317>
- Collotta M et al (2019) Critical indicators of sustainability for biofuels: an analysis through a life cycle sustainability assessment perspective. *Renew Sustain Energy Rev* 115:109358. <https://doi.org/10.1016/j.rser.2019.109358>
- Cusenza MA et al (2021) Energy and environmental assessment of residual bio-wastes management strategies. *J Clean Prod* 285:124815. <https://doi.org/10.1016/j.jclepro.2020.124815>
- Da Silva MG et al (2021) Greenhouse gas emissions of rice straw-to-methanol chain in Southern Brazil. *J Environ Chem Eng* 9:105202. <https://doi.org/10.1016/j.jece.2021.105202>
- Dabros TMH et al (2018) Transportation fuels from biomass fast pyrolysis, catalytic hydrodeoxygenation, and catalytic fast hydrolysis. *Prog Energy Combust Sci* 68:268–309. <https://doi.org/10.1016/j.peccs.2018.05.002>
- Dasan YK et al (2019) Life cycle evaluation of microalgae biofuels production: effect of cultivation system on energy, carbon emission and cost balance analysis. *Sci Total Environ* 688:112–128. <https://doi.org/10.1016/j.scitotenv.2019.06.181>
- Demirbas A (2001) Yields of hydrogen-rich gaseous products via pyrolysis from selected biomass samples. *Fuel* 80:1885–1891. [https://doi.org/10.1016/S0016-2361\(01\)00070-9](https://doi.org/10.1016/S0016-2361(01)00070-9)
- Demirbas A (2004) Combustion characteristics of different biomass fuels. *Prog Energy Combust Sci* 30:219–230. <https://doi.org/10.1016/j.peccs.2003.10.004>
- Demirbas A (2005) Potential applications of renewable energy sources, biomass combustion problems in boiler power systems and

- combustion related environmental issues. *Prog Energy Combust Sci* 31:171–192. <https://doi.org/10.1016/j.pecs.2005.02.002>
- Demirbas T, Demirbas AH (2010) Bioenergy, green energy, biomass and biofuels. *Energy Sources Part a-Recovery Utilization and Environmental Effects* 32:1067–1075. <https://doi.org/10.1080/15567030903058660>
- Derosé K et al (2019) Integrated techno economic and life cycle assessment of the conversion of high productivity, low lipid algae to renewable fuels. *Algal Res* 38:101412. <https://doi.org/10.1016/j.algal.2019.101412>
- Di Fulvio F et al (2019) Spatially explicit LCA analysis of biodiversity losses due to different bioenergy policies in the European Union. *Sci Total Environ* 651:1505–1516. <https://doi.org/10.1016/j.scitoenv.2018.08.419>
- Díaz González CA, Pacheco Sandoval L (2020) Sustainability aspects of biomass gasification systems for small power generation. *Renew Sustain Energy Rev* 134:110180–110180. <https://doi.org/10.1016/j.rser.2020.110180>
- Dupuis DP et al (2019) High-Octane Gasoline from biomass: experimental, economic, and environmental assessment. *Appl Energy* 241:25–33. <https://doi.org/10.1016/j.apenergy.2019.02.064>
- Elliott DC et al (2014) Hydrocarbon liquid production from biomass via hot-vapor-filtered fast pyrolysis and catalytic hydroprocessing of the bio-oil. *Energy Fuels* 28:5909–5917. <https://doi.org/10.1021/ef501536j>
- Erol M et al (2010) Calorific value estimation of biomass from their proximate analyses data. *Renewable Energy* 35:170–173. <https://doi.org/10.1016/j.renene.2009.05.008>
- Ertas M, Alma MH (2010) Pyrolysis of laurel (*Laurus nobilis* L.) extraction residues in a fixed-bed reactor: characterization of bio-oil and bio-char. *J Anal Appl Pyrol* 88:22–29. <https://doi.org/10.1016/j.jaap.2010.02.006>
- Farooq A et al (2019) Enhanced stability of bio-oil and diesel fuel emulsion using Span 80 and Tween 60 emulsifiers. *J Environ Manage* 231:694–700. <https://doi.org/10.1016/j.jenvman.2018.10.098>
- Farrell C et al (2019) Assessment of the energy recovery potential of waste Photovoltaic (PV) modules. *Sci Rep* 9:5267. <https://doi.org/10.1038/s41598-019-41762-5>
- Farrell CC et al (2020) Technical challenges and opportunities in realising a circular economy for waste photovoltaic modules. *Renewable Sustain Energy Rev*. <https://doi.org/10.1016/j.rser.2020.109911>
- Fawzy S et al (2020) Strategies for mitigation of climate change: a review. *Environ Chem Lett* 18:2069–2094. <https://doi.org/10.1007/s10311-020-01059-w>
- Fawzy S et al (2021) Industrial biochar systems for atmospheric carbon removal: a review. *Environ Chem Lett*. <https://doi.org/10.1007/s10311-021-01210-1>
- Feng Q, Lin Y (2017) Integrated processes of anaerobic digestion and pyrolysis for higher bioenergy recovery from lignocellulosic biomass: a brief review. *Renew Sustain Energy Rev* 77:1272–1287. <https://doi.org/10.1016/j.rser.2017.03.022>
- Ferrera-Lorenzo N et al (2014) Pyrolysis characteristics of a macroalgae solid waste generated by the industrial production of Agar-Agar. *J Anal Appl Pyrol* 105:209–216. <https://doi.org/10.1016/j.jaap.2013.11.006>
- Fouillard T et al (2010) Recent advances in fluidized bed technology in biomass processes. *Biofuels* 1:409–433. <https://doi.org/10.4155/bfs.10.20>
- Friedl A et al (2005) Prediction of heating values of biomass fuel from elemental composition. *Anal Chim Acta* 544:191–198. <https://doi.org/10.1016/j.aca.2005.01.041>
- Fu J et al (2021) Assessing the sweet sorghum-based ethanol potential on saline-alkali land with DSSAT model and LCA approach. *Biotechnol Biofuels*. <https://doi.org/10.1186/s13068-021-01896-z>
- Ganesh Saratale R et al (2018) A critical review on anaerobic digestion of microalgae and macroalgae and co-digestion of biomass for enhanced methane generation. *Bioresour Technol* 262:319–332. <https://doi.org/10.1016/j.biortech.2018.03.030>
- Gautam P et al (2020) Bio-methanol as a renewable fuel from waste biomass: current trends and future perspective. *Fuel* 273:117783–117783. <https://doi.org/10.1016/j.fuel.2020.117783>
- Gollakota ARK et al (2018) A review on hydrothermal liquefaction of biomass. *Renew Sustain Energy Rev* 81:1378–1392. <https://doi.org/10.1016/j.rser.2017.05.178>
- Gunarathe V et al (2019) Biochar from municipal solid waste for resource recovery and pollution remediation. *Environ Chem Lett* 17:1225–1235. <https://doi.org/10.1007/s10311-019-00866-0>
- Guo, Y., et al. A review of bio-oil production from hydrothermal liquefaction of algae. Vol. 48. Elsevier Ltd, 2015, pp. 776–790. <https://doi.org/10.1016/j.rser.2015.04.049>
- Guo, K., et al. 2019. Mechanism of preparation of platform compounds from lignocellulosic biomass liquefaction catalyzed by bronsted acid: a review. *J Biores Bioproducts*. 4, 202–213. <https://doi.org/10.12162/jbb.v4i4.009>
- Gupta S et al (2021) Advances in upgradation of pyrolysis bio-oil and biochar towards improvement in bio-refinery economics: A comprehensive review. *Environ Technol Innovation*. <https://doi.org/10.1016/j.eti.2020.101276>
- Haghighi Mood S et al (2013) Lignocellulosic biomass to bioethanol, a comprehensive review with a focus on pretreatment. *Renew Sustain Energy Rev* 27:77–93. <https://doi.org/10.1016/j.rser.2013.06.033>
- Hagner M et al (2020) Performance of liquids from slow pyrolysis and hydrothermal carbonization in plant protection. *Waste and Biomass Valorization* 11:1005–1016. <https://doi.org/10.1007/s12649-018-00545-1>
- Hahn-Hägerdal B et al (2007) Towards industrial pentose-fermenting yeast strains. *Appl Microbiol Biotechnol* 74:937–953. <https://doi.org/10.1007/s00253-006-0827-2>
- Hanchate N et al (2021) Biomass gasification using dual fluidized bed gasification systems: A review. *J Clean Prod* 280:123148–123148. <https://doi.org/10.1016/j.jclepro.2020.123148>
- Hassan EBM et al (2009) Characterization of fast pyrolysis bio-oils produced from pretreated pine wood. *Appl Biochem Biotechnol* 154:182–192. <https://doi.org/10.1007/s12010-008-8445-3>
- Hassan NS et al (2020) Biofuels and renewable chemicals production by catalytic pyrolysis of cellulose: a review. *Environ Chem Lett* 18:1625–1648. <https://doi.org/10.1007/s10311-020-01040-7>
- Haykiri-Acma H (2003) Combustion characteristics of different biomass materials. *Energy Conversion Manage*. [https://doi.org/10.1016/S0196-8904\(01\)00200-X](https://doi.org/10.1016/S0196-8904(01)00200-X)
- Hazrat MA et al (2021) Techniques to improve the stability of biodiesel: a review. *Environ Chem Lett*. <https://doi.org/10.1007/s10311-020-01166-8>
- Henrich E et al (2016) Fast pyrolysis of lignocellulosics in a twin screw mixer reactor. *Fuel Process Technol* 143:151–161. <https://doi.org/10.1016/j.fuproc.2015.11.003>
- Hsu TC et al (2018) Upgrading of Jatropha-seed residue after mechanical extraction of oil via torrefaction. *Energy* 142:773–781. <https://doi.org/10.1016/j.energy.2017.10.046>
- Igalavithana AD et al (2017) Heavy metal immobilization and microbial community abundance by vegetable waste and pine cone biochar of agricultural soils. *Chemosphere* 174:593–603. <https://doi.org/10.1016/j.chemosphere.2017.01.148>
- Im-Orb K, Arpornwichanop A (2020) Process and sustainability analyses of the integrated biomass pyrolysis, gasification, and

- methanol synthesis process for methanol production. *Energy* 193:116788. <https://doi.org/10.1016/j.energy.2019.116788>
- ISO 14040:2006. Environmental management-Life cycle assessment-Principles and framework. <https://www.iso.org/standard/37456.html>
- ISO 14044:2006. Environmental management-Life cycle assessment-Requirements and guidelines. <https://www.iso.org/standard/38498.html>
- Izquierdo M, Querol X (2012) Leaching behaviour of elements from coal combustion fly ash: an overview. *Int J Coal Geol* 94:54–66. <https://doi.org/10.1016/j.coal.2011.10.006>
- Jeswani HK et al (2020) Environmental and economic sustainability of biomass heat in the UK. *Eng Technol* 8:1901044. <https://doi.org/10.1002/ente.201901044>
- Jiang X, Ellis N (2010) Upgrading bio-oil through emulsification with biodiesel: mixture production. *Energy Fuels* 24:1358–1364. <https://doi.org/10.1021/ef9010669>
- Kainthola J et al (2019) A review on enhanced biogas production from anaerobic digestion of lignocellulosic biomass by different enhancement techniques. *Process Biochem* 84:81–90. <https://doi.org/10.1016/j.procbio.2019.05.023>
- Kalbar PP et al (2017) Weighting and aggregation in life cycle assessment: do present aggregated single scores provide correct decision support? *J Ind Ecol* 21:1591–1600. <https://doi.org/10.1111/jiec.12520>
- Kaloudas D et al (2021) Lignocellulose, algal biomass, biofuels and biohydrogen: a review. *Environ Chem Lett*. <https://doi.org/10.1007/s10311-021-01213-y>
- Kargbo H et al (2021) “Drop-in” fuel production from biomass: critical review on techno-economic feasibility and sustainability. *Renew Sustain Energy Rev* 135:110168–110168. <https://doi.org/10.1016/j.rser.2020.110168>
- Karimi S et al (2021) Processes and separation technologies for the production of fuel-grade bioethanol: a review. *Environ Chem Lett*. <https://doi.org/10.1007/s10311-021-01208-9>
- Karpagam R et al (2021) Review on integrated biofuel production from microalgal biomass through the outset of transesterification route: a cascade approach for sustainable bioenergy. *Sci Total Environ*. <https://doi.org/10.1016/j.scitotenv.2020.144236>
- Kasmuri NH et al (2017) Process system engineering aspect of bio-alcohol fuel production from biomass via pyrolysis: an overview. *Renew Sustain Energy Rev* 79:914–923. <https://doi.org/10.1016/j.rser.2017.05.182>
- Khodaei H et al (2015) An overview of processes and considerations in the modelling of fixed-bed biomass combustion. *Energy* 88:946–972. <https://doi.org/10.1016/j.energy.2015.05.099>
- Krzyżaniak M et al (2019) Life cycle assessment of poplar production: Environmental impact of different soil enrichment methods. *J Clean Prod* 206:785–796. <https://doi.org/10.1016/j.jclepro.2018.09.180>
- Kumar R et al (2020) Lignocellulose biomass pyrolysis for bio-oil production: a review of biomass pre-treatment methods for production of drop-in fuels. *Renew Sustain Energy Rev*. <https://doi.org/10.1016/j.rser.2020.109763>
- Kwon, E. E., et al. 2019. Pyrolysis of waste feedstocks in CO₂ for effective energy recovery and waste treatment. *Journal of CO₂ Utilization*. 31, 173–180. <https://doi.org/10.1016/j.jcou.2019.03.015>
- Lan K et al (2020) Life cycle analysis of decentralized preprocessing systems for fast pyrolysis biorefineries with blended feedstocks in the southeastern united states. *Eng Technol* 8:1900850. <https://doi.org/10.1002/ente.201900850>
- Lask J et al (2020) Comparative environmental and economic life cycle assessment of biogas production from perennial wild plant mixtures and maize (*Zea mays* L.) in southwest Germany. *GCB Bioenergy* 12:571–585. <https://doi.org/10.1111/gcbb.12715>
- Lavanya M et al (2016) Hydrothermal liquefaction of freshwater and marine algal biomass: A novel approach to produce distillate fuel fractions through blending and co-processing of biocrude with petrocude. *Biores Technol* 203:228–235. <https://doi.org/10.1016/j.biortech.2015.12.013>
- Lewandowski I et al (2000) Miscanthus: European experience with a novel energy crop. *Biomass Bioenergy* 19:209–227. [https://doi.org/10.1016/S0961-9534\(00\)00032-5](https://doi.org/10.1016/S0961-9534(00)00032-5)
- Li B et al (2016) Preparation and characterization of bark-derived phenol formaldehyde foams. *RSC Adv* 6:40975–40981. <https://doi.org/10.1039/c6ra05392k>
- Li HW et al (2017) Highly efficient liquefaction of wheat straw for the production of bio-polyols and bio-based polyurethane foams. *Ind Crops Prod* 109:426–433. <https://doi.org/10.1016/j.indcrop.2017.08.060>
- Li Y et al (2021) Exergy analysis of renewable light olefin production system via biomass gasification and methanol synthesis. *Int J Hydrogen Energy* 46:3669–3683. <https://doi.org/10.1016/j.ijhydene.2020.10.213>
- Lin Y, Tanaka S (2006) Ethanol fermentation from biomass resources: Current state and prospects. *Appl Microbiol Biotechnol* 69:627–642. <https://doi.org/10.1007/s00253-005-0229-x>
- Liu K et al (2015) Butanol production from hydrothermolysis-pre-treated switchgrass: quantification of inhibitors and detoxification of hydrolyzate. *Biores Technol* 189:292–301. <https://doi.org/10.1016/j.biortech.2015.04.018>
- López Barreiro D et al (2015) Hydrothermal liquefaction of microalgae: effect on the product yields of the addition of an organic solvent to separate the aqueous phase and the biocrude oil. *Algal Res* 12:206–212. <https://doi.org/10.1016/j.algal.2015.08.025>
- Łukajtis R et al (2018) Hydrogen production from biomass using dark fermentation. *Renewable Sustain Energy Rev*. 91:665–694. <https://doi.org/10.1016/j.rser.2018.04.043>
- Luo S et al (2009) Hydrogen-rich gas from catalytic steam gasification of biomass in a fixed bed reactor: influence of particle size on gasification performance. *Int J Hydrogen Energy* 34:1260–1264. <https://doi.org/10.1016/j.ijhydene.2008.10.088>
- Lv PM et al (2004) An experimental study on biomass air-steam gasification in a fluidized bed. *Biores Technol* 95:95–101. <https://doi.org/10.1016/j.biortech.2004.02.003>
- Lynam JG et al (2011) Acetic acid and lithium chloride effects on hydrothermal carbonization of lignocellulosic biomass. *Biores Technol* 102:6192–6199. <https://doi.org/10.1016/j.biortech.2011.02.035>
- Marcilla A et al (2013) A review of thermochemical conversion of microalgae. *Renew Sustain Energy Rev* 27:11–19. <https://doi.org/10.1016/j.rser.2013.06.032>
- Margeot A et al (2009) New improvements for lignocellulosic ethanol. *Curr Opin Biotechnol* 20:372–380. <https://doi.org/10.1016/j.copbio.2009.05.009>
- Martillo Aseffe JA et al (2021) The corn cob gasification-based renewable energy recovery in the life cycle environmental performance of seed-corn supply chain: an Ecuadorian case study. *Renewable Energy* 163:1523–1535. <https://doi.org/10.1016/j.renene.2020.10.053>
- Martin MA (2010) First generation biofuels compete. *New Biotechnol* 27:596–608. <https://doi.org/10.1016/j.nbt.2010.06.010>
- Martin JA et al (2014) Maximizing the stability of pyrolysis oil/diesel fuel emulsions. *Energy Fuels* 28:5918–5929. <https://doi.org/10.1021/ef5015583>
- Martin-Lara MA et al (2017) Torrefaction of olive tree pruning: effect of operating conditions on solid product properties. *Fuel* 202:109–117. <https://doi.org/10.1016/j.fuel.2017.04.007>
- Matheri AN et al (2018) Quantitative characterization of carbonaceous and lignocellulosic biomass for anaerobic digestion. *Renew*

- Sustain Energy Rev 92:9–16. <https://doi.org/10.1016/j.rser.2018.04.070>
- Mehrpooya M et al (2018) Model development and energy and exergy analysis of the biomass gasification process (Based on the various biomass sources). *Renew Sustain Energy Rev* 91:869–887. <https://doi.org/10.1016/j.rser.2018.04.076>
- Mendecka B et al (2020) Energy recovery from olive pomace by hydrothermal carbonization on hypothetical industrial scale: a LCA perspective. *Waste and Biomass Valorization* 11:5503–5519. <https://doi.org/10.1007/s12649-020-01212-0>
- Meng JJ et al (2014) Toward understanding of bio-oil aging: accelerated aging of bio-oil fractions. *ACS Sustain Chem Eng* 2:2011–2018. <https://doi.org/10.1021/sc500223e>
- Mika LT et al (2018) Catalytic conversion of carbohydrates to initial platform chemicals: chemistry and sustainability. *Chem Rev* 118:505–613. <https://doi.org/10.1021/acs.chemrev.7b00395>
- Mladenović M et al (2018) Denitrification techniques for biomass combustion. *Renew Sustain Energy Rev* 82:3350–3364. <https://doi.org/10.1016/j.rser.2017.10.054>
- Mohammed MAA et al (2011) Air gasification of empty fruit bunch for hydrogen-rich gas production in a fluidized-bed reactor. *Energy Convers Manage* 52:1555–1561. <https://doi.org/10.1016/j.enconman.2010.10.023>
- Mohammed IY et al (2017) Effects of pretreatments of napier grass with deionized water, sulfuric acid and sodium hydroxide on pyrolysis oil characteristics. *Waste and Biomass Valorization* 8:755–773. <https://doi.org/10.1007/s12649-016-9594-1>
- Molino A et al (2018) Biofuels Production by Biomass Gasification: A Review. *Energies*. <https://doi.org/10.3390/En11040811>
- Nag, R., et al. 2019. Anaerobic digestion of agricultural manure and biomass – Critical indicators of risk and knowledge gaps. *science of the Total Environment*. 690, 460–479. <https://doi.org/10.1016/j.scitotenv.2019.06.512>
- Nagappan S et al (2021) Catalytic hydrothermal liquefaction of biomass into bio-oils and other value-added products – A review. *Fuel*. <https://doi.org/10.1016/j.fuel.2020.119053>
- Nam H, Capareda S (2015) Experimental investigation of torrefaction of two agricultural wastes of different composition using RSM (response surface methodology). *Energy* 91:507–516. <https://doi.org/10.1016/j.energy.2015.08.064>
- Nilsson, J., et al. 2020. Assessing the climate and eutrophication impacts of grass cultivation at five sites in Sweden. *Acta Agriculturae Scandinavica, Section B — Soil & Plant Science*. 70, 605–619. <https://doi.org/10.1080/09064710.2020.1822436>
- Ogura T et al (2016) Improvement of physical, chemical, and biological properties of aridisol from Botswana by the incorporation of torrefied biomass. *Sci Rep*. <https://doi.org/10.1038/Srep28011>
- Osman AI et al (2020) Critical challenges in biohydrogen production processes from the organic feedstocks. *Biomass Convers Biorefinery*. <https://doi.org/10.1007/s13399-020-00965-x>
- Osman AI et al (2021) Recent advances in carbon capture storage and utilisation technologies: a review. *Environ Chem Lett* 19:797–849. <https://doi.org/10.1007/s10311-020-01133-3>
- Osman AI (2020) Mass spectrometry study of lignocellulosic biomass combustion and pyrolysis with NOx removal. *Renewable Energy* 146:484–496. <https://doi.org/10.1016/j.renene.2019.06.155>
- Osman AI et al (2019) Reusing, recycling and up-cycling of biomass: a review of practical and kinetic modelling approaches. *Fuel Process Technol* 192:179–202. <https://doi.org/10.1016/j.fuproc.2019.04.026>
- Paudel SR et al (2017) Pretreatment of agricultural biomass for anaerobic digestion: current state and challenges. *Bioresour Technol* 245:1194–1205. <https://doi.org/10.1016/j.biortech.2017.08.182>
- Pedersen TH et al (2016) Continuous hydrothermal co-liquefaction of aspen wood and glycerol with water phase recirculation. *Appl Energy* 162:1034–1041. <https://doi.org/10.1016/j.apenergy.2015.10.165>
- Peng L et al (2020) Biofuel production from microalgae: a review. *Environ Chem Lett* 18:285–297. <https://doi.org/10.1007/s10311-019-00939-0>
- Perkins G et al (2018) Process development status of fast pyrolysis technologies for the manufacture of renewable transport fuels from biomass. *Renew Sustain Energy Rev* 90:292–315. <https://doi.org/10.1016/j.rser.2018.03.048>
- Perkins G et al (2019) Recent advances in liquefaction technologies for production of liquid hydrocarbon fuels from biomass and carbonaceous wastes. *Renew Sustain Energy Rev* 115:109400–109400. <https://doi.org/10.1016/j.rser.2019.109400>
- Peter AP et al (2021) Microalgae for biofuels, wastewater treatment and environmental monitoring. *Environ Chem Lett*. <https://doi.org/10.1007/s10311-021-01219-6>
- Pidtasang B et al (2013) Influence of alcohol addition on properties of bio-oil produced from fast pyrolysis of eucalyptus bark in a free-fall reactor. *J Ind Eng Chem* 19:1851–1857. <https://doi.org/10.1016/j.jiec.2013.02.031>
- Pleanjai S, Gheewala SH (2009) Full chain energy analysis of biodiesel production from palm oil in Thailand. *Appl Energy* 86:S209–S214. <https://doi.org/10.1016/j.apenergy.2009.05.013>
- Plis A et al (2015) Thermochemical and kinetic analysis of the pyrolysis process in *Cladophora glomerata* algae. *J Anal Appl Pyrol* 115:166–174. <https://doi.org/10.1016/j.jaap.2015.07.013>
- Pradhan P et al (2018) Production and utilization of fuel pellets from biomass: a review. *Fuel Process Technol*. <https://doi.org/10.1016/j.fuproc.2018.09.021>
- Priharto N et al (2020) Fast pyrolysis with fractional condensation of lignin-rich digested stillage from second-generation bioethanol production. *J Anal Appl Pyrol*. <https://doi.org/10.1016/J.Jaap.2019.104756>
- Qasim U et al (2020) Renewable cellulosic nanocomposites for food packaging to avoid fossil fuel plastic pollution: a review. *Environ Chem Lett*. <https://doi.org/10.1007/s10311-020-01090-x>
- Quereshi, S., et al. 1 - Overview of sustainable fuel and energy technologies. In: S. Dutta, C. Mustansar Hussain, Eds.), *Sustainable Fuel Technologies Handbook*. Academic Press, 2021, pp. 3–25. <https://doi.org/10.1016/B978-0-12-822989-7.00001-9>
- Quispe I et al (2019) Life Cycle Assessment of rice husk as an energy source. a Peruvian case study. *J Clean Prod* 209:1235–1244. <https://doi.org/10.1016/j.jclepro.2018.10.312>
- Raheem A et al (2015) Thermochemical conversion of microalgal biomass for biofuel production. *Renew Sustain Energy Rev* 49:990–999. <https://doi.org/10.1016/j.rser.2015.04.186>
- Raveendran K, Ganesh A (1996) Heating value of biomass and biomass pyrolysis products. *Fuel* 75:1715–1720. [https://doi.org/10.1016/S0016-2361\(96\)00158-5](https://doi.org/10.1016/S0016-2361(96)00158-5)
- Reaño RL (2020) Assessment of environmental impact and energy performance of rice husk utilization in various biohydrogen production pathways. *Biores Technol* 299:122590. <https://doi.org/10.1016/j.biortech.2019.122590>
- Rodríguez Correa C, Kruse A (2018) Supercritical water gasification of biomass for hydrogen production – review. *The Journal of Supercritical Fluids* 133:573–590. <https://doi.org/10.1016/j.supflu.2017.09.019>
- Ross AB et al (2008) Classification of macroalgae as fuel and its thermochemical behaviour. *Biores Technol* 99:6494–6504. <https://doi.org/10.1016/j.biortech.2007.11.036>
- Sahu SG et al (2014) Coal-biomass co-combustion: An overview. *Renew Sustain Energy Rev* 39:575–586. <https://doi.org/10.1016/j.rser.2014.07.106>
- Salapa, I., et al. Torrefaction of Barley Straw for the Co-Production of Energy and Adsorbent Materials. *Proceedings of the 4th World*

- Congress on Mechanical, Chemical, and Material Engineering (MCM'18) Madrid, Spain – August 16 – 18, 2018 Paper No. ICCPE 108. 2018. <https://doi.org/10.11159/iccpe18.108>
- Sami M et al (2001) Co-firing of coal and biomass fuel blends. *Prog Energy Combust Sci* 27:171–214. [https://doi.org/10.1016/S0360-1285\(00\)00020-4](https://doi.org/10.1016/S0360-1285(00)00020-4)
- Saranya G, Ramachandra TV (2020) Life cycle assessment of biodiesel from estuarine microalgae. *Energy Conversion and Management*: x 8:100065. <https://doi.org/10.1016/j.ecmx.2020.100065>
- Sawatdeenarunat C et al (2015) Anaerobic digestion of lignocellulosic biomass: Challenges and opportunities. *Bioresour Technol* 178:178–186. <https://doi.org/10.1016/j.biortech.2014.09.103>
- Scarsella, M., et al. 2020. Heterogeneous catalysts for hydrothermal liquefaction of lignocellulosic biomass: A review. *biomass and Bioenergy*. 140, 105662–105662. <https://doi.org/10.1016/j.biombioe.2020.105662>
- Schievano A et al (2016) Electro-fermentation – merging electrochemistry with fermentation in industrial applications. *Trends Biotechnol* 34:866–878. <https://doi.org/10.1016/j.tibtech.2016.04.007>
- Schmidt Rivera XC et al (2020) Life cycle environmental sustainability of valorisation routes for spent coffee grounds: from waste to resources. *Resour Conserv Recycl* 157:104751. <https://doi.org/10.1016/j.resconrec.2020.104751>
- Schonhoff A et al (2021) Environmental competitiveness evaluation by life cycle assessment for solid fuels generated from *Sida hermaphrodita* biomass. *Biomass Bioenerg* 145:105966. <https://doi.org/10.1016/j.biombioe.2021.105966>
- Sekar M et al (2021) A review on the pyrolysis of algal biomass for biochar and bio-oil – Bottlenecks and scope. *Fuel*. <https://doi.org/10.1016/j.fuel.2020.119190>
- Shahabuddin M et al (2020) A review on the production of renewable aviation fuels from the gasification of biomass and residual wastes. *Bioresour Technol* 312:123596–123596. <https://doi.org/10.1016/j.biortech.2020.123596>
- Sharma, H. B., et al. Hydrothermal carbonization of renewable waste biomass for solid biofuel production: A discussion on process mechanism, the influence of process parameters, environmental performance and fuel properties of hydrochar. Vol. 123. *Renewable and Sustainable Energy Reviews* 2020, pp. 109761–109761. <https://doi.org/10.1016/j.rser.2020.109761>
- Sheikh MMI et al (2013) Effect of torrefaction for the pretreatment of rice straw for ethanol production. *J Sci Food Agric* 93:3198–3204. <https://doi.org/10.1002/jsfa.6155>
- Shen Y, Yoshikawa K (2013) Recent progresses in catalytic tar elimination during biomass gasification or pyrolysis - a review. *Renew Sustain Energy Rev* 21:371–392. <https://doi.org/10.1016/j.rser.2012.12.062>
- Shrestha S et al (2017) Biological strategies for enhanced hydrolysis of lignocellulosic biomass during anaerobic digestion: current status and future perspectives. *Bioresour Technol* 245:1245–1257. <https://doi.org/10.1016/j.biortech.2017.08.089>
- Shrivastava P et al (2019) An experimental evaluation of engine performance and emission characteristics of CI engine operated with Roselle and Karanja biodiesel. *Fuel*. <https://doi.org/10.1016/J.Fuel.2019.115652>
- Simon, J. M., 2019. A Zero Waste hierarchy for Europe. New tools for new times. From waste management to resource management.
- Singh R et al (2016) Strategies for selection of thermo-chemical processes for the valorisation of biomass. *Renewable Energy* 98:226–237. <https://doi.org/10.1016/j.renene.2016.03.023>
- Situmorang YA et al (2020) Small-scale biomass gasification systems for power generation (<200 kW class): a review. *Renew Sustain Energy Rev* 117:109486–109486. <https://doi.org/10.1016/j.rser.2019.109486>
- Skoulou V et al (2008) Syngas production from olive tree cuttings and olive kernels in a downdraft fixed-bed gasifier. *Int J Hydrogen Energy* 33:1185–1194. <https://doi.org/10.1016/j.ijhydene.2007.12.051>
- Slade R et al (2014) Global bioenergy resources. *Nature. Clim Change* 4:99–105. <https://doi.org/10.1038/nclimate2097>
- Solarte-Toro JC et al (2021) Thermochemical processing of woody biomass: A review focused on energy-driven applications and catalytic upgrading. *Renew Sustain Energy Rev*. <https://doi.org/10.1016/j.rser.2020.110376>
- Song B et al (2021) Recent advances and challenges of inter-disciplinary biomass valorization by integrating hydrothermal and biological techniques. *Renewable Sustain Energy Rev*. <https://doi.org/10.1016/j.rser.2020.110370>
- Spatari S et al (2020) Environmental, exergetic and economic tradeoffs of catalytic- and fast pyrolysis-to-renewable diesel. *Renewable Energy* 162:371–380. <https://doi.org/10.1016/j.renene.2020.08.042>
- Sundaram V et al (2016) Understanding the impacts of AFEX™ pretreatment and densification on the fast pyrolysis of corn stover, prairie cord grass, and switchgrass. *Appl Biochem Biotechnol* 181:1060–1079. <https://doi.org/10.1007/s12010-016-2269-3>
- Tanzer SE et al (2019) Lignocellulosic marine biofuel: techno-economic and environmental assessment for production in Brazil and Sweden. *J Clean Prod* 239:117845. <https://doi.org/10.1016/j.jclepro.2019.117845>
- Thanapal SS et al (2014) Carbon dioxide torrefaction of woody biomass. *Energy Fuels* 28:1147–1157. <https://doi.org/10.1021/ef4022625>
- Thengane SK et al (2020) Life cycle assessment of rice husk torrefaction and prospects for decentralized facilities at rice mills. *J Clean Prod* 275:123177. <https://doi.org/10.1016/j.jclepro.2020.123177>
- Thomson R et al (2020) Clean syngas from small commercial biomass gasifiers; a review of gasifier development, recent advances and performance evaluation. *Int J Hydrogen Energy* 45:21087–21111. <https://doi.org/10.1016/j.ijhydene.2020.05.160>
- Timonen K et al (2019) LCA of anaerobic digestion: emission allocation for energy and digestate. *J Clean Prod* 235:1567–1579. <https://doi.org/10.1016/j.jclepro.2019.06.085>
- Toor SS et al (2011) Hydrothermal liquefaction of biomass: a review of subcritical water technologies. *Energy* 36:2328–2342. <https://doi.org/10.1016/j.energy.2011.03.013>
- Toor SS et al (2013) Hydrothermal liquefaction of *Spirulina* and *Nannochloropsis salina* under subcritical and supercritical water conditions. *Biores Technol* 131:413–419. <https://doi.org/10.1016/j.biortech.2012.12.144>
- Ubando AT et al (2020) Life cycle assessment of torrefied microalgal biomass using torrefaction severity index with the consideration of up-scaling production. *Renewable Energy* 162:1113–1124. <https://doi.org/10.1016/j.renene.2020.08.068>
- Ullah K et al (2015) Assessing the potential of algal biomass opportunities for bioenergy industry: A review. *Fuel* 143:414–423. <https://doi.org/10.1016/j.fuel.2014.10.064>
- Vardon DR et al (2011) Chemical properties of biocrude oil from the hydrothermal liquefaction of *Spirulina* algae, swine manure, and digested anaerobic sludge. *Biores Technol* 102:8295–8303. <https://doi.org/10.1016/j.biortech.2011.06.041>
- Variny, M., et al. 2021. Advances in Biomass Co-Combustion with Fossil Fuels in the European Context: A Review. *Processes*. 9, 100 <https://www.mdpi.com/2227-9717/9/1/100>
- Vassilev SV et al (2013) An overview of the composition and application of biomass ash. Part 1. phase-mineral and chemical composition and classification. *Fuel* 105:40–76. <https://doi.org/10.1016/j.fuel.2012.09.041>

- Vicente ED, Alves CA (2018) An overview of particulate emissions from residential biomass combustion. *Atmos Res* 199:159–185. <https://doi.org/10.1016/j.atmosres.2017.08.027>
- Volpe M et al (2015) Upgrade of citrus waste as a biofuel via slow pyrolysis. *J Anal Appl Pyrol* 115:66–76. <https://doi.org/10.1016/j.jaap.2015.06.015>
- Wagner M et al (2019) Economic and environmental performance of miscanthus cultivated on marginal land for biogas production. *GCB Bioenergy* 11:34–49. <https://doi.org/10.1111/gcbb.12567>
- Wainaina S et al (2020) Resource recovery and circular economy from organic solid waste using aerobic and anaerobic digestion technologies. *Bioresour Technol* 301:122778–122778. <https://doi.org/10.1016/j.biortech.2020.122778>
- Wang E, Shen Z (2013) A hybrid Data Quality Indicator and statistical method for improving uncertainty analysis in LCA of complex system – application to the whole-building embodied energy analysis. *J Clean Prod* 43:166–173. <https://doi.org/10.1016/j.jclepro.2012.12.010>
- Wang H et al (2012) Effect of Acid, Steam Explosion, and Size Reduction Pretreatments on Bio-oil Production from Sweetgum, Switchgrass, and Corn Stover. *Appl Biochem Biotechnol* 167:285–297. <https://doi.org/10.1007/s12010-012-9678-8>
- Wang F et al (2019a) Enhancing hydrogen production from biomass pyrolysis by dental-wastes-derived sodium zirconate. *Int J Hydrogen Energy* 44:23846–23855. <https://doi.org/10.1016/j.ijhydene.2019.07.095>
- Wang C et al (2019b) Thermodynamics and LCA analysis of biomass supercritical water gasification system using external recycle of liquid residual. *Renewable Energy* 141:1117–1126. <https://doi.org/10.1016/j.renene.2019.03.129>
- Wang C et al (2020a) A review of conversion of lignocellulose biomass to liquid transport fuels by integrated refining strategies. *Fuel Process Technol* 208:106485–106485. <https://doi.org/10.1016/j.fuproc.2020.106485>
- Wang G et al (2020b) A review of recent advances in biomass pyrolysis. *Energy Fuels* 34:15557–15578. <https://doi.org/10.1021/acs.energyfuels.0c03107>
- Xiao L et al (2021) Biochar promotes methane production during anaerobic digestion of organic waste. *Environ Chem Lett*. <https://doi.org/10.1007/s10311-021-01251-6>
- Xiu SN et al (2010) Effectiveness and mechanisms of crude glycerol on the biofuel production from swine manure through hydrothermal pyrolysis. *J Anal Appl Pyrol* 87:194–198. <https://doi.org/10.1016/j.jaap.2009.12.002>
- Xu XW et al (2018) High-quality fuel from the upgrading of heavy bio-oil by the combination of ultrasonic treatment and mutual solvent. *Energy Fuels* 32:3477–3487. <https://doi.org/10.1021/acs.energyfuels.7b03483>
- Yang LX et al (2016) Hydrothermal liquefaction of spent coffee grounds in water medium for bio-oil production. *Biomass Bioenerg* 86:191–198. <https://doi.org/10.1016/j.biombioe.2016.02.005>
- Yang J et al (2019) A review on hydrothermal co-liquefaction of biomass. *Appl Energy* 250:926–945. <https://doi.org/10.1016/j.apenergy.2019.05.033>
- Yang W et al (2020) An overview of inorganic particulate matter emission from coal/biomass/MSW combustion: Sampling and measurement, formation, distribution, inorganic composition and influencing factors. *Fuel Process Technol* 213:106657–106657. <https://doi.org/10.1016/j.fuproc.2020.106657>
- Yang Q et al (2021) Country-level potential of carbon sequestration and environmental benefits by utilizing crop residues for biochar implementation. *Appl Energy* 282:116275. <https://doi.org/10.1016/j.apenergy.2020.116275>
- Zhang LH et al (2010) Overview of recent advances in thermo-chemical conversion of biomass. *Energy Convers Manage* 51:969–982. <https://doi.org/10.1016/j.enconman.2009.11.038>
- Zhang L et al (2014) Optimization of a mixed additive and its effect on physicochemical properties of bio-oil. *Chem Eng Technol* 37:1181–1190. <https://doi.org/10.1002/ceat.201300786>
- Zhang, M., Wu, H., 2014. Phase behavior and fuel properties of bio-oil/glycerol/methanol blends. *energy and Fuels*. 28, 4650–4656. <https://doi.org/10.1021/ef501176z>
- Zhu L et al (2017) Upgrading the storage properties of bio-oil by adding a compound additive. *Energy Fuels* 31:6221–6227. <https://doi.org/10.1021/acs.energyfuels.7b00864>
- Zhu Y et al (2019) Water use of a biomass direct-combustion power generation system in China: a combination of life cycle assessment and water footprint analysis. *Renew Sustain Energy Rev* 115:109396. <https://doi.org/10.1016/j.rser.2019.109396>

Publisher's Note Springer Nature remains neutral with regard to jurisdictional claims in published maps and institutional affiliations.