

University of Memphis

University of Memphis Digital Commons

Crime in Tennessee

TN Bureau of Investigation

4-27-2015

Crime in Tennessee 2014

Tennessee. Bureau of Investigation.

Follow this and additional works at: <https://digitalcommons.memphis.edu/govpubs-tn-bureau-investigation-crime-in-tennessee>

Recommended Citation

Tennessee. Bureau of Investigation., "Crime in Tennessee 2014" (2015). *Crime in Tennessee*. 8. <https://digitalcommons.memphis.edu/govpubs-tn-bureau-investigation-crime-in-tennessee/8>

This Annual Report is brought to you for free and open access by the TN Bureau of Investigation at University of Memphis Digital Commons. It has been accepted for inclusion in Crime in Tennessee by an authorized administrator of University of Memphis Digital Commons. For more information, please contact khggerty@memphis.edu.



2014



CRIME IN TENNESSEE

PREPARED BY TENNESSEE BUREAU OF INVESTIGATION
CJIS SUPPORT CENTER



Bill Haslam
Governor

TENNESSEE BUREAU OF INVESTIGATION

901 R.S. Gass Boulevard
Nashville, Tennessee 37216-2639
(615) 744-4000
TDD (615) 744-4001



Mark Gwyn
Director

April 27, 2015

Ladies and Gentlemen:

I am pleased to present to you the 2014 Crime in Tennessee annual report. The Tennessee Bureau of Investigation's CJIS Support Center, housed within the Information Systems Division, compiles and publishes this report based upon crime statistics submitted by all law enforcement agencies across the state. The agencies report crimes to the Tennessee Incident Based Reporting System (TIBRS), which is the state's version of the FBI's National Incident Based Reporting System (NIBRS).


Incident-based reporting views a crime and all of its components as an "incident." Information about the crime, including details of the offense, victim, offender, property, arrestees, and the relationship between the people involved, are all reported. Because of the extent of detailed data collected, the TIBRS program provides an even more accurate depiction of crime in each community than the Uniform Crime Report (UCR) published by the FBI.

The TIBRS program continues to serve as a model for the nation and remains successful because of the continued cooperation by Tennessee's law enforcement community. The TBI provides TIBRS training to commissioned and non-commissioned law enforcement personnel across the state. TBI remains committed to this effort and will continue to provide the training and technical assistance necessary to collect the most accurate and comprehensive crime statistics for Tennessee and its citizens.

As always, we strongly discourage ranking of law enforcement agencies according to the statistics. There are too many demographic, socio-economic and other factors out of the control of law enforcement that contribute to the nature of the crimes committed. Crime varies from place to place and ranking the agencies based solely on numbers would neither be fair to the agencies nor their communities.

I would like to thank all participating law enforcement agencies for their hard work and contributions to making this report a thorough and accurate picture of crime in Tennessee. It is only with their support that our state continues to maintain such a successful program.

Sincerely,



Mark Gwyn
Director



Introduction

Who reports?

All law enforcement agencies as well as colleges and universities are mandated to report crime statistics monthly to the TBI. The enclosed reports for the following agencies pages do not contain complete data for 2014 which is noted on each of their pages. This report is based upon a “snapshot” of the database as of March 13, 2015. As the agencies update their 2014 data, the changes will be reflected at www.tncrimeonline.com

2014 Footnotes

Sheriff's Departments:

Decatur County
Franklin County
Hawkins County
Overton County
Wilson County

Police Departments:

Atoka
Bluff City
Camden
Dayton
Lewisburg
Lexington
Sunbright
Tracy City
Whitwell

2014 Agencies in Covered By Status

13th Judicial Drug Task Force covered by Cookeville Police Department
Bethel Springs Police Department covered by McNairy County Sheriff's Office
Cumberland Gap Police Office covered by Claiborne County Sheriff's Office
LaGrange Police Department covered by Fayette County Sheriff's Office
New Hope Police Department covered by Marion County Sheriff's Office
Samburg Police Department covered by Obion County Sheriff's Office

Decertified Agencies

The following agencies are in TIBRS noncompliance status:

Metro Hartsville/Trousdale County
Sheriff's Office
Middleton Police Department
Oak Ridge Police Department

Pickett County Sheriff's Office
Smyrna Police Department
Somerville Police Department
South Pittsburg Police Department

What is incident based reporting?

Incident based reporting views a crime and all of its components as an “incident”. In order to obtain important information, facts recorded and preserved about the incident are organized into specific categories or segments. The vehicle used for recording these facts is a “data element”. Data elements provide information about crime and its involvement with victims, offenders, property, arrestees, etc.



What is TIBRS?

The Tennessee Incident Based Reporting System (TIBRS) program is an incident based reporting system designed to collect information on every single crime occurrence and on each offense and arrest within the occurrence. The most significant difference between TIBRS and traditional Uniform Crime Reporting (UCR) system is the degree of detail in reporting. TIBRS collects information on 23 crime categories made up of 50 specific offenses (Group A Offenses) compared to the UCR Summary reporting system that collects only eight Part 1 Offenses. Additionally, arrests are reported for 10 Group B offense categories in TIBRS. Under the UCR Summary system, only the most serious offense was reported. In TIBRS up to 10 offenses can be reported within the same incident and each offense is counted as a crime. Because of the differences between UCR summary data and TIBRS data, any cross comparisons would provide inaccurate results in trend analysis.

Pitfalls of Ranking

In the past, crime data has been used to compile rankings of individual jurisdictions and institutions of higher learning. These crude and/or incomplete analyses have often created misleading perceptions which adversely affect geographic entities and their residents. The FBI has a long standing policy against ranking cities, counties, states and universities/colleges on the basis of crime data alone and the TBI concurs.

Locals should not be ranked because there are many factors that cause the nature and type of crime to vary from place to place. TIBRS statistics include only jurisdictional figures along with reported crime, clearance or arrest data. Rankings ignore the uniqueness of each locale. All jurisdictions are affected in some degree by:

- ❖ Population density and degree of urbanization of the locality and surrounding area;
- ❖ Variations in composition of the population;
- ❖ Number of residents vs. the “policing population” i.e., residents plus daily commuters, transients, tourists, shoppers, etc.;
- ❖ Economic conditions;
- ❖ Modes of transportation and highway systems;
- ❖ Cultural conditions;
- ❖ Family conditions with respect to divorce and family cohesiveness;
- ❖ Climate;
- ❖ Effective strength of law enforcement;
- ❖ Administrative and investigative emphases of law enforcement; and/or
- ❖ Policies of other components of the criminal justice system, i.e., prosecutorial, judicial, correctional, and probational.

The attitudes of a jurisdiction’s citizenry toward crime and the crime reporting practices of its residents are known to have an effect on the number of crimes coming to the attention of law enforcement.



Pitfalls of Ranking (cont.)

Because of concerns regarding the proper use of TIBRS data, the TBI has the following policies:

- ❖ The TBI will not analyze, interpret, or publish crime statistics based solely on a single dimension of interagency ranking;
- ❖ The TBI will not furnish agency-based crime statistics to data users in a ranked format; and
- ❖ When providing/using agency-oriented statistics, the TBI cautions and, in fact, strongly discourages data users against using rankings to evaluate locales or the effectiveness of their law enforcement departments.

Crime Rates

Crime Rates in *Crime in Tennessee* reflect all 23 Group A Offense Categories. Crime rates in the FBI's *Crime in the United States* are only based upon eight Index Offenses. The crime rates in the TIBRS publications will be a more accurate reflection of the crime occurrences in the state.

$$\text{Crime Rate} = \frac{\text{Number of Offenses}}{\text{Population}} \times 100,000$$

Population Estimates

The population data is from the 2012 U.S. Census information.

Trends

The 2014 Crime in Tennessee is based solely upon incident data. Data submitted by the TBI to the FBI is converted from incident based statistics to the summary system of reporting. In the FBI data, only the most serious of the eight Index crimes are reported. The number of victims is counted if the most serious offense is homicide, assault, kidnapping, or rape. We strongly discourage attempting to compare the TIBRS data for 2014 to any data previously released by the FBI in the Crime in the United States publications. The data sets are not comparable due to the number of types of crimes reported and that all offenses in an incident are reported in TIBRS. Trend information for the state is included in the statewide section of the report.

Crime Counts

All crimes reported in Crime in Tennessee are based upon crimes that occurred in 2014. If a person was arrested in 2014 for a crime that occurred in a previous year, the arrest statistics will not be included in the 2014 counts.



Differences between TIBRS and FBI released data

TIBRS collects information on up to 10 offenses occurring in the same incident. Information is collected on the offense circumstances, victims, offenders, arrestees, and property. There are 23 Group A offense categories with 50 separate offenses. Group B offenses including DUI, Drunkenness, and Bad Checks include arrest information only.

The FBI summary system applies a hierarchal rule and only collects information on the most serious offense in an incident and ignores other offenses. Information is only reported on 8 Index Crimes. Only arrest information is reported for other offenses including drugs, forgeries and frauds.



Quick Facts 2014

Group A

- A total of 534,094 Group A offenses were reported in 2014, decreasing 2.4% from 2013
- 145,450 Group A arrests were made in 2014, 11.5% were juveniles
- 56.6% were Crimes Against Property, total property offenses decreased 2.4%
- 27.9% were Crimes Against Persons, decreasing 1.7% from 2013
- 15.5% were Crimes Against Society, a decrease of 3.2% from the previous year
- Group A offenses were cleared by arrest or exceptional means 39.2% of the time
- The crime rate per 100,000 for Group A offenses was 8,221.9
- Domestic Violence offenses made up for 51.0% of all Crimes Against Persons
- Reported murders increased by 9.9% this year
- Weapon Law Violations decreased by 2.5% in 2014

Group B

- A total of 198,783 Group B arrests were reported in 2014, decreasing 2.5% from the previous year
- 9,652 of Group B arrestees were Juveniles, a 10.3% decrease from 2013
- A total of 26,810 persons were arrested for DUI in 2014, this is a 0.4% increase from last year
- Reported offenses of Disorderly Conduct decreased 14.9% from 2013 to 2014
- Non-Violent Family offenses increased 10.9% in 2014



STATEWIDE REPORTS



CRIME IN 2014 TENNESSEE



Tennessee Statewide - 2014

2013 Population Estimate **6,495,978**

Offense Overview

Offense Total 534,094
 Number Cleared 209,461
 Percent Cleared 39.22 %

Group A Crimes per 100,000 population 8,221.9

Arrest Overview

Total Arrests 360,968
 Adult Arrests 334,581
 Juvenile Arrests 26,387
 Unknown Age 22

Arrests per 100,000 population 5,556.8

Average number offenses/incident 1.16

Domestic Violence Victims		
Offense	Reported	Cleared
Murder	83	73
Aggravated Assault	11,222	8,146
Simple Assault	52,025	32,472
Intimidation	9,797	3,357
Stalking	756	285
Forcible Rape	522	223
Forcible Sodomy	151	56
Sexual Assault W/Object	102	49
Forcible Fondling	580	196
Incest	20	9
Statutory Rape	160	87
Kidnapping/Abduction	754	504
Total	76,172	45,457

TIBRS Group B Arrests		
Offense	Adult	Juvenile
Bad Checks	2,283	2
Curfew/Vagrancy	8	1,546
Disorderly Conduct	6,218	2,340
DUI	26,636	174
Drunkenness	17,289	196
Family-Non Violent	3,447	74
Liquor Law Violations	6,151	933
Peeping Tom	20	1
Trespass	8,070	856
All Other Offenses	119,009	3,530
Total Group B	189,131	9,652

TIBRS Group A Offenses	Offenses		Arrests	
	Reported	Cleared	Adult	Juvenile
Crimes Against Persons				
Murder	375	229	267	28
Negligent Manslaughter	4	4	5	1
Kidnapping/Abduction	1,209	687	495	17
Forcible Rape	1,885	595	255	61
Forcible Sodomy	444	141	29	11
Sexual Assault W/Object	245	86	24	8
Forcible Fondling	2,277	767	264	86
Incest	20	9	9	0
Statutory Rape	497	255	197	1
Aggravated Assault	29,791	16,250	13,258	1,226
Simple Assault	84,026	45,778	23,653	4,138
Intimidation	26,919	6,973	2,736	458
Stalking	1,521	527	336	6
Commercial Sex Acts	36	16	5	0
Involuntary Servitude	4	1	2	0
Crimes Against Property				
Arson	1,080	227	161	63
Bribery	29	22	17	0
Burglary	46,563	5,780	4,907	865
Counterfeiting/Forgery	7,238	2,123	1,623	56
Destruction/Damage/Vandalism	52,228	9,792	3,615	1,053
Embezzlement	2,541	1,154	714	17
Extortion/Blackmail	128	30	15	4
Fraud - False Pretenses	11,689	2,948	1,533	32
Fraud - Credit Card/ATM	9,381	1,626	734	20
Fraud - Impersonation	5,626	2,138	1,714	65
Fraud - Welfare	318	135	112	0
Fraud - Wire	683	37	19	0
Motor Vehicle Theft	12,946	2,661	1,767	280
Robbery	7,316	1,760	1,650	380
Stolen Property Offenses	881	665	676	68
Theft - Pocket-picking	489	41	25	17
Theft - Purse Snatching	268	51	21	5
Theft - Shoplifting	36,791	22,827	22,732	3,024
Theft From Building	31,781	5,531	2,775	372
Theft From Coin Machine	360	31	21	3
Theft From Motor Vehicle	28,257	2,305	1,501	283
Theft of Motor Vehicle Parts	11,507	419	259	21
Theft - All Other Larceny	34,044	4,509	4,336	500
Crimes Against Society				
Drug/Narcotic Violations	46,988	39,932	38,501	2,496
Drug/Narcotic Equipment Violations	25,277	22,900	10,373	502
Gambling - Betting/Wagering	36	28	92	20
Gambling - Operating/Promoting	26	16	18	0
Gambling - Equipment Violations	88	75	45	9
Gambling - Sports Tampering	4	3	0	0
Pornography/Obscene Material	599	198	82	55
Prostitution	1,335	1,179	1,229	0
Prostitution Assisting/Promoting	121	106	95	0
Purchasing Prostitution	62	57	44	0
Weapon Law Violations	8,161	5,837	2,509	484
Total Group A Offenses	534,094	209,461	145,450	16,735



Crimes Against Persons in Tennessee 2014

Data Represents Each Offense Within A Reported Incident

Offense Total	149,253
% of Total Statewide Offenses	27.9 %
Offense Cleared	72,318
% of Offenses Cleared	48.5 %

Crimes Against Persons Offenses

Murder	Forcible Sex Offenses	Assault Offenses
Negligent Manslaughter	Forcible Rape	Aggravated Assault
Kidnapping/Abduction	Forcible Sodomy	Simple Assault
Incest	Sexual Assault w/Object	Intimidation
Statutory Rape	Forcible Fondling	Stalking
Commercial Sex Acts		
Involuntary Servitude		

- The number of reported Statutory Rape offenses decreased 10.5% from the previous year
- A total of 52.8% of Murder victims knew the offender
- 68.3% of reported Domestic Violence offenses were reported as Simple Assault

Arrestee Demographics - Crimes Against Persons

Sex		Race	
Male	72.0 %	Black/African American	39.3 %
Female	28.0 %	Asian	0.4 %
		Native American/Alaskan Native	0.1 %
		Native Hawaiian or Other Pacific Islander	0.0 %
		Unknown	0.2 %
		White	59.9 %

Note: Percentages may not total due to rounding.

Percentage of Total Crimes Against Persons by Offense Type

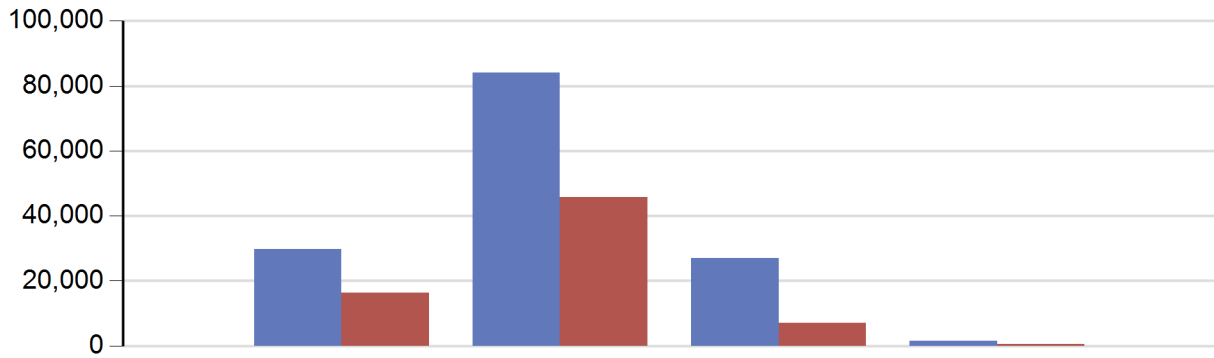
Murder	0.25 %	Incest	0.01 %
Negligent Manslaughter	0.00 %	Statutory Rape	0.33 %
Kidnapping/Abduction	0.81 %	Aggravated Assault	19.96 %
Forcible Rape	1.26 %	Simple Assault	56.30 %
Forcible Sodomy	0.30 %	Intimidation	18.04 %
Sexual Assault W/Object	0.16 %	Stalking	1.02 %
Forcible Fondling	1.53 %	Commercial Sex Acts	0.02 %
		Involuntary Servitude	0.00 %

Note: Percentages may not total due to rounding.



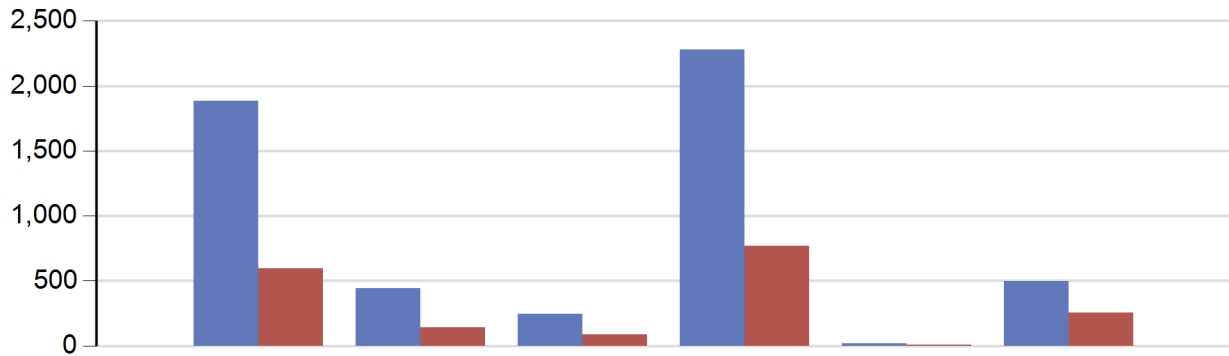
Crimes Against Persons in Tennessee 2014

Crimes Against Persons Assault Offenses



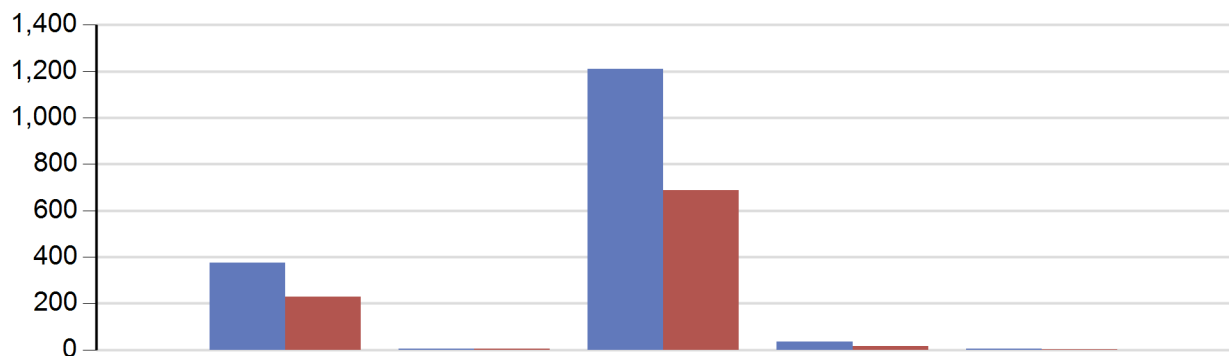
	Aggravated Assault	Simple Assault	Intimidation	Stalking
Reported	29,791	84,026	26,919	1,521
Cleared	16,250	45,778	6,973	527

Crimes Against Persons Forcible and Non-forcible Sex Offenses



	Forcible Rape	Forcible Sodomy	Sex Assault w/Object	Forcible Fondling	Incest	Statutory Rape
Reported	1,885	444	245	2,277	20	497
Cleared	595	141	86	767	9	255

Crimes Against Persons Other Offenses



	Murder	Negligent Manslaughter	Kidnapping/Abduction	Commercial Sex Acts	Involuntary Servitude
Reported	375	4	1,209	36	4
Cleared	229	4	687	16	1



Crimes Against Property in Tennessee 2014

Data Represents Each Offense Within A Reported Incident

Offense Total	302,144
% of Total Statewide Offenses	56.6 %
Offense Cleared	66,812
% of Offenses Cleared	22.1 %

Crimes Against Property Offenses

<ul style="list-style-type: none"> Arson Bribery Burglary Counterfeiting/Forgery Destruction/Damage/Vandalism Embezzlement Extortion/Blackmail Robbery 	<p>Fraud Offenses</p> <ul style="list-style-type: none"> False Pretenses Credit Card ATM Impersonation Welfare Wire Motor Vehicle Theft Stolen Property Offenses 	<p>Theft Offenses</p> <ul style="list-style-type: none"> Pocket - Picking Purse - Snatching Shoplifting From Building Coin Machine From Motor Vehicle Motor Vehicle Parts All Other Larceny
--	--	--

- Reported Fraud offenses increased 9.5% from 2013 to 2014
- 48.7% of reported Robbery offenses involved a handgun
- 15.3% of reported stolen vehicles were stolen on a Friday

Arrestee Demographics for Property Offenses

Sex		Race	
Male	62.2 %	Black/African American	33.4 %
Female	37.8 %	Asian	0.4 %
		Native American/Alaskan Native	0.1 %
		Native Hawaiian or Other Pacific Islander	0.1 %
		Unknown	0.4 %
		White	65.7 %

Note: Percentages may not total due to rounding.

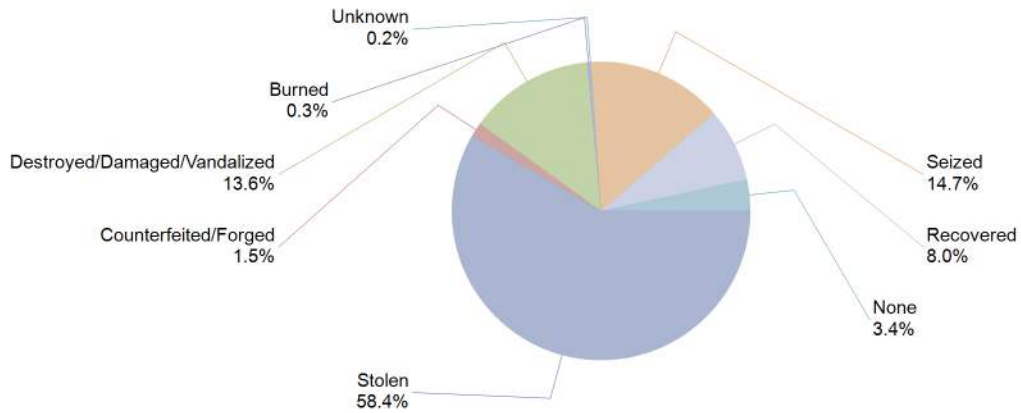
Percentage of Total Crimes Against Property by Offense Type

Arson	0.36%	Extortion/Blackmail	0.04%
Bribery	0.01%	Motor Vehicle Theft	4.28%
Burglary	15.41%	Robbery	2.42%
Counterfeiting/Forgery	2.40%	Stolen Property Offenses	0.29%
Destruction/Damage/Vandalism	17.29%	Fraud Offenses	9.17%
Embezzlement	0.84%	Theft Offenses	47.49%



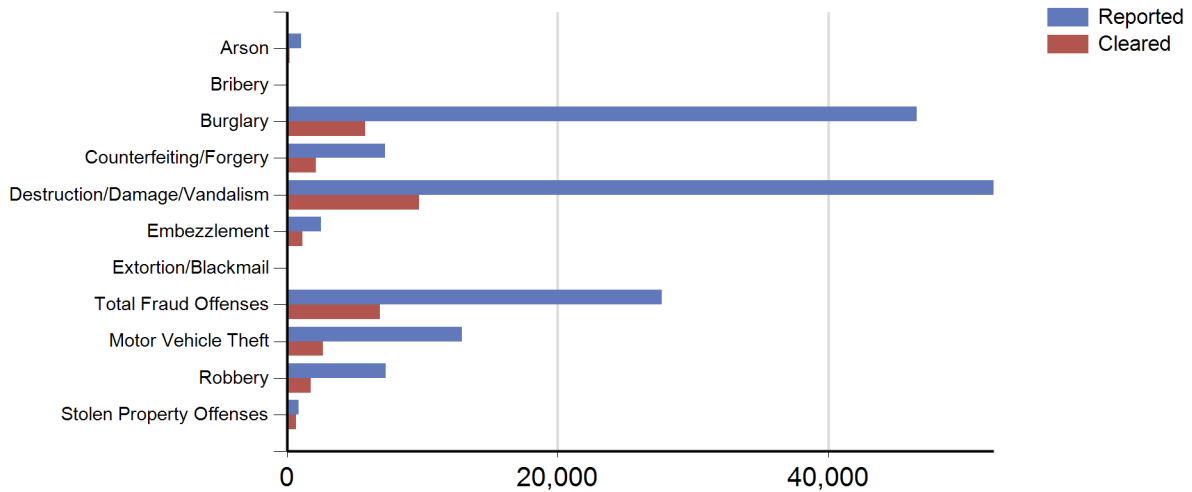
Crimes Against Property in Tennessee 2014

Statewide Property Loss Percentages by Loss Type

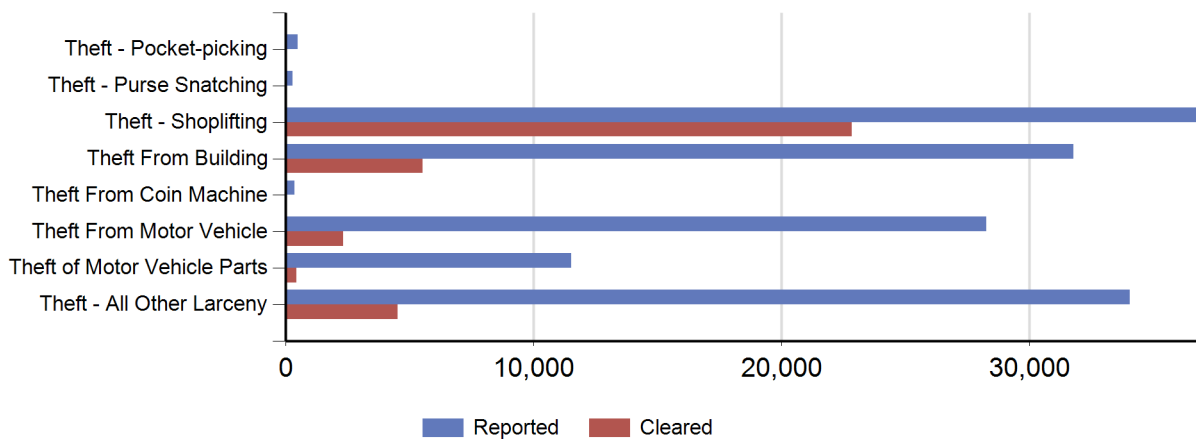


Note: Percentages may not total due to rounding.

Statewide Property Offenses vs. Clearances (Excluding Theft Offenses)



Statewide Theft Offenses vs. Clearances



Crimes Against Society in Tennessee 2014

Data Represents Each Offense Within A Reported Incident

Offense Total	82,697
% of Total Statewide Offenses	15.5 %
Offense Cleared	70,331
% of Offenses Cleared	85.0 %

Crimes Against Society Offenses

Drug/Narcotic Violations	Gambling Offenses:
Drug/Narcotic Equipment Violations	Betting/Wagering
Pornography/Obscene Materials	Operating/Promoting
Prostitution	Equipment Violation
Assisting/Promoting Prostitution	Sports Tampering
Purchasing Prostitution	
Weapon Law Violations	

- Prostitution offenses decreased 5.6% from 2013
- 63.9% of Weapon Law Violations involved a handgun
- 50.1% of reported Drug/Narcotic Violations offenses had a location of Highway/Road/Alley

Arrestee Demographics for Crimes Against Society Offenses

Sex		Race	
Male	73.8 %	Black/African American	34.3 %
Female	26.2 %	Asian	0.4 %
		Native American/Alaskan Native	0.1 %
		Native Hawaiian or Other Pacific Islander	0.1 %
		Unknown	0.6 %
		White	64.6 %

Note: Percentages may not total due to rounding.

Percentage of Total Crimes Against Society by Offense Type

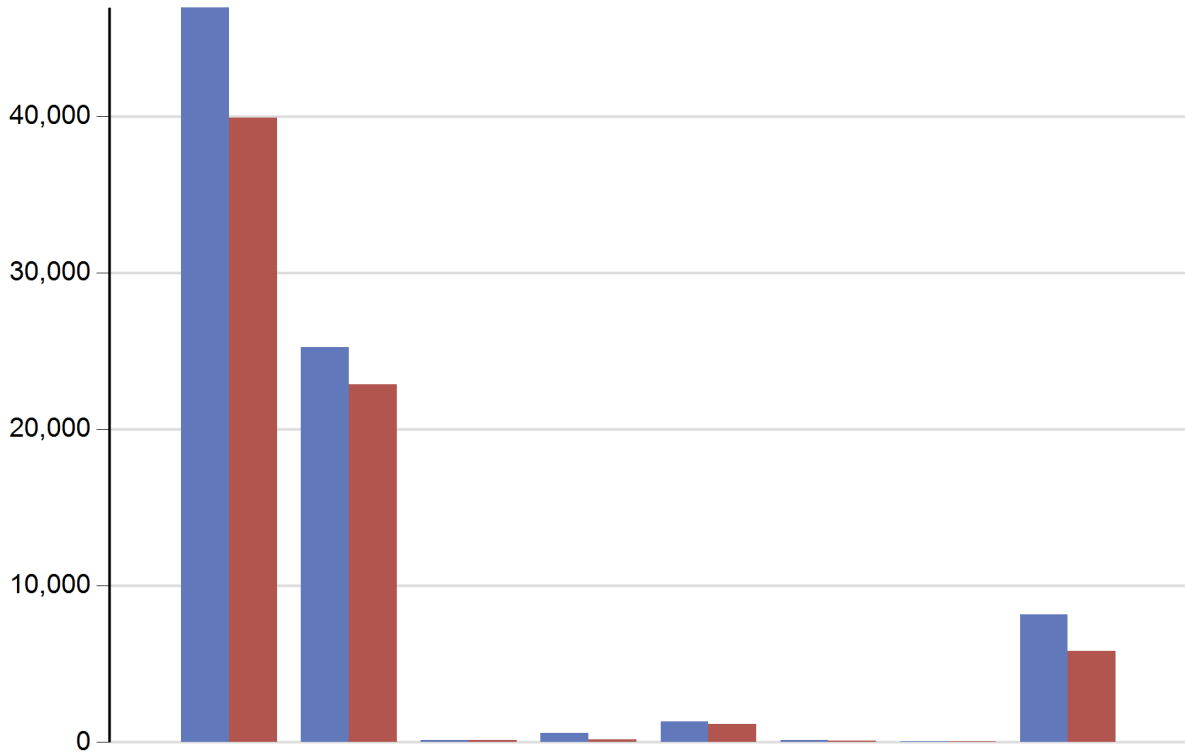
Drug/Narcotic Violations	56.82 %	Betting/Wagering	0.04 %
Drug/Narcotic Equipment Violations	30.57 %	Operating/Promoting	0.03 %
Pornography/Obscene Material	0.72 %	Equipment Violations	0.11 %
Prostitution	1.61 %	Sports Tampering	0.00 %
Assisting/Promoting Prostitution	0.15 %		
Purchasing Prostitution	0.07 %		
Weapon Law Violations	9.87 %		

Note: Percentages may not total due to rounding.



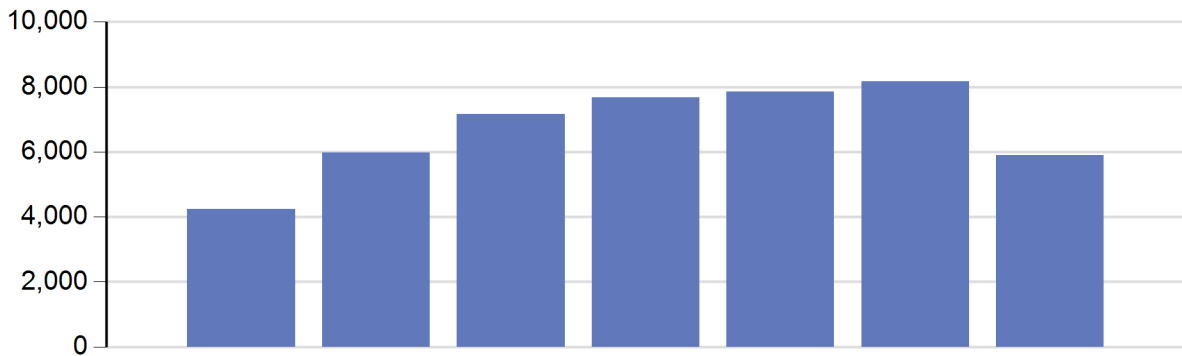
Crimes Against Society in Tennessee 2014

Crimes Against Society



	Drug/ Narcotic Violations	Drug/ Narcotic Equipment Violations	Total Gambling Offenses	Pornography/ Obscene Material	Prostitution	Assisting/ Promoting Prostitution	Purchasing Prostitution	Weapon Law Violations
Reported	46,988	25,277	154	599	1,335	121	62	8,161
Cleared	39,932	22,900	122	198	1,179	106	57	5,837

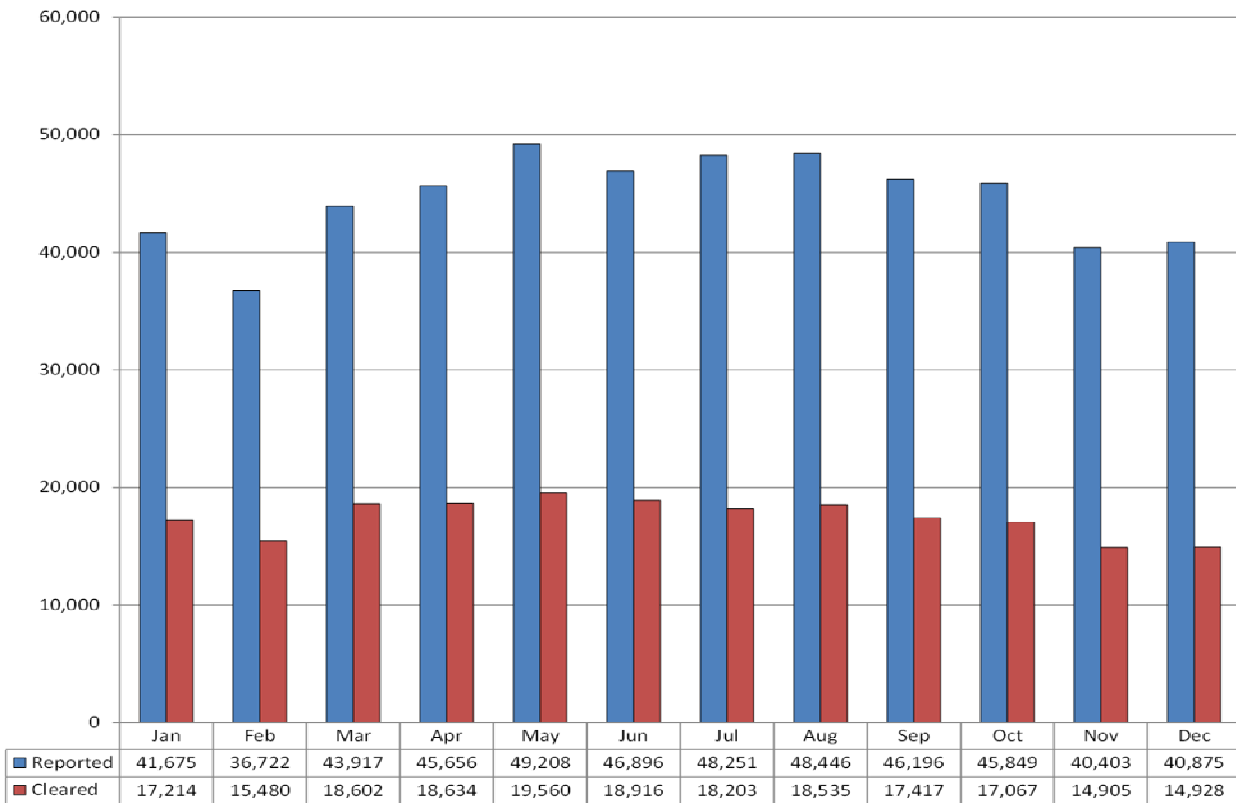
Drug/Narcotic Offenses by Day of Week



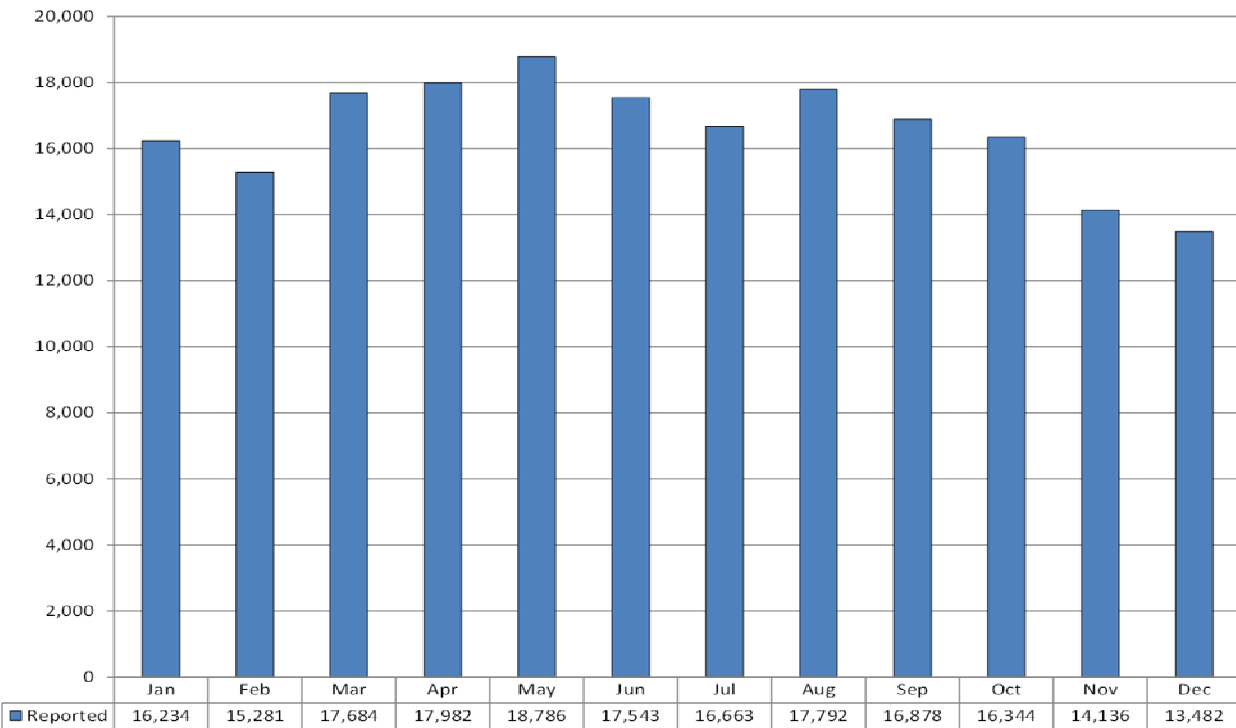
	Sunday	Monday	Tuesday	Wednesday	Thursday	Friday	Saturday
Reported	4,244	5,986	7,160	7,685	7,845	8,175	5,893



Group A Offenses vs. Clearances by Month



Group B Arrests by Month



Exceptional Clearances by Offenses

	Total	Death of Offender	Prosec. Declined	Custody Oth. Agency	Vic. Ref. Coop.	Juvenile No Cust.
Crimes Against Persons						
Murder	22	18	4	0	0	0
Negligent Manslaughter	1	0	1	0	0	0
Kidnapping/Abduction	155	1	122	0	32	0
Forcible Rape	266	4	128	0	131	3
Forcible Sodomy	56	0	37	1	18	0
Sexual Assault w/Object	40	0	26	1	13	0
Forcible Fondling	349	3	227	1	110	8
Incest	2	0	2	0	0	0
Statutory Rape	40	0	20	0	20	0
Aggravated Assault	2,133	40	397	2	1,679	15
Simple Assault	10,473	18	1,828	6	8,497	124
Intimidation	3,668	7	860	1	2,765	35
Stalking	174	0	37	0	135	2
Commercial Sex Acts	0	0	0	0	0	0
Involuntary Servitude	0	0	0	0	0	0
Crimes Against Property						
Arson	11	0	4	0	7	0
Bribery	1	0	0	0	1	0
Burglary	665	8	138	0	513	6
Counterfeiting/Forgery	142	3	44	0	94	1
Destruction/Damage/Vandalism	2,525	5	498	1	1,993	28
Embezzlement	156	1	47	0	108	0
Extortion/Blackmail	11	0	2	0	9	0
Fraud - False Pretenses	376	3	116	0	256	1
Fraud - Credit Card/ATM	402	1	201	1	199	0
Fraud - Impersonation	52	3	17	0	32	0
Fraud - Welfare	19	3	16	0	0	0
Fraud - Wire	23	0	16	0	7	0
Motor Vehicle Theft	490	10	109	2	366	3
Robbery	271	7	49	0	215	0
Stolen Property Offenses	11	1	2	0	7	1
Theft - Pocket-picking	14	0	3	0	11	0
Theft - Purse-snatching	14	2	0	0	12	0
Theft - Shoplifting	436	4	90	0	324	18
Theft From Building	1,949	8	445	1	1,476	19
Theft From Coin Machine	5	0	1	0	4	0
Theft From Motor Vehicle	330	5	90	1	233	1
Theft of Motor Vehicle Parts	76	0	18	0	58	0
Theft - All Other Larceny	1,023	5	278	1	732	7
Crimes Against Society						
Drug/Narcotic Violations	180	20	107	0	29	24
Drug/Narcotics Equipment Violations	64	3	31	0	20	10
Gambling - Betting/Wagering	0	0	0	0	0	0
Gambling - Operating/Promoting	0	0	0	0	0	0
Gambling Equipment Violations	0	0	0	0	0	0
Gambling - Sports Tampering	0	0	0	0	0	0
Pornography/Obscene Material	58	1	45	0	11	1
Prostitution	0	0	0	0	0	0
Prostitution - Assisting/Promoting	1	0	0	0	1	0
Purchasing Prostitution	1	0	0	0	1	0
Weapon Law Violations	209	10	110	0	84	5
Total Exceptional Clearances	26,894	194	6,166	19	20,203	312

Exceptional Clearances; Death of Offender, Prosecution Declined, Custody Other Agency, Victim Refused to Cooperate, Juvenile No Custody



Offenses and Weapon Used

	Firearm (type not stated)		Handgun		Rifle	
	Non - Automatic	Automatic	Non - Automatic	Automatic	Non - Automatic	Automatic
Murder	70	0	160	4	9	1
Negligent Manslaughter	0	0	1	0	0	0
Kidnapping/Abduction	26	2	144	4	3	0
Forcible Rape	3	0	65	3	2	0
Forcible Sodomy	2	0	9	0	0	0
Sexual Assault with an Object	2	0	2	0	0	0
Forcible Fondling	3	0	18	0	1	0
Robbery	210	9	3,565	40	55	0
Aggravated Assault	1,027	52	6,993	202	495	19
Simple Assault	0	0	0	0	0	0
Commercial Sex Acts	0	0	3	0	0	0
Involuntary Servitude	0	0	0	0	0	0
Extortion/Blackmail	0	0	0	0	0	0
Weapon Law Violation	559	72	5,212	225	295	23
TOTAL	1,902	135	16,172	478	860	43

Offenses and Weapon Used

	Shotgun		Other Firearm		Knife/Cutting Instrument	Blunt Object
	Non - Automatic	Automatic	Non - Automatic	Automatic		
Murder	3	0	8	0	44	14
Negligent Manslaughter	0	0	0	0	0	0
Kidnapping/Abduction	7	0	10	0	107	47
Forcible Rape	0	0	0	0	53	7
Forcible Sodomy	0	0	1	0	10	2
Sexual Assault with an Object	0	0	2	0	9	15
Forcible Fondling	0	0	2	0	8	3
Robbery	105	0	185	1	450	281
Aggravated Assault	534	23	476	0	5,681	4,292
Simple Assault	0	0	0	0	0	0
Commercial Sex Acts	0	0	0	0	0	0
Involuntary Servitude	0	0	0	0	0	0
Extortion/Blackmail	0	0	0	0	1	0
Weapon Law Violation	349	17	496	3	688	260
TOTAL	998	40	1,180	4	7,051	4,921

Note: up to three weapons may be chosen with an offense.



Offenses and Weapon Used					
	Motor Vehicle	Personal Weapons	Poison	Explosives	Fire/Incendiary Device
Murder	5	27	0	2	2
Negligent Manslaughter	0	1	0	0	0
Kidnapping/Abduction	23	572	1	0	0
Forcible Rape	4	1,299	0	0	0
Forcible Sodomy	0	275	1	0	0
Sexual Assault with an Object	0	171	0	0	0
Forcible Fondling	1	1,738	0	0	0
Robbery	14	1,909	2	1	0
Aggravated Assault	2,688	6,540	21	19	105
Simple Assault	3	77,252	0	0	0
Commercial Sex Acts	1	10	0	0	0
Involuntary Servitude	0	1	0	0	0
Extortion/Blackmail	0	22	0	0	0
Weapon Law Violation	6	67	10	17	5
TOTAL	2,745	89,884	35	39	112

Offenses and Weapon Used					
	Drugs/Narcotics	Asphyxiation	Other	Unknown	None
Murder	1	3	28	14	0
Negligent Manslaughter	1	0	1	0	0
Kidnapping/Abduction	1	17	59	42	359
Forcible Rape	10	11	44	87	379
Forcible Sodomy	2	1	21	14	120
Sexual Assault with an Object	0	1	16	7	35
Forcible Fondling	0	1	31	56	443
Robbery	0	3	438	241	368
Aggravated Assault	83	367	4,067	428	42
Simple Assault	0	1	4,862	2,362	492
Commercial Sex Acts	0	0	5	16	4
Involuntary Servitude	0	0	0	2	1
Extortion/Blackmail	0	0	19	7	79
Weapon Law Violation	47	3	276	31	41
TOTAL	145	408	9,867	3,307	2,363

Note: up to three weapons may be chosen with an offense.



Offender Suspected of Using

	Total Offenses	Alcohol	Drugs	Computer Equipment	Not Applicable
Crimes Against Persons					
Murder	379	17	9	0	353
Negligent Manslaughter	4	0	1	0	3
Kidnapping/Abduction	1,255	104	74	0	1,077
Forcible Rape	1,933	221	82	3	1,627
Forcible Sodomy	451	23	13	1	414
Sexual Assault w/Object	247	15	4	0	228
Forcible Fondling	2,284	122	22	0	2,140
Incest	20	0	0	0	20
Statutory Rape	503	20	14	1	468
Aggravated Assault	30,223	3,630	1,058	13	25,522
Simple Assault	84,894	11,959	1,980	34	70,921
Intimidation	27,073	1,406	411	229	25,027
Stalking	1,530	33	16	11	1,470
Commercial Sex Acts	37	0	2	2	33
Involuntary Servitude	4	0	0	0	4
Crimes Against Property					
Arson	1,082	28	10	0	1,046
Bribery	30	9	3	1	17
Burglary	46,618	288	232	19	46,079
Counterfeiting/Forgery	7,248	42	136	107	6,963
Destruction/Damage/Vandalism	52,423	1,850	483	9	50,081
Embezzlement	2,542	3	23	17	2,499
Extortion/Blackmail	128	1	1	6	120
Fraud - False Pretenses	11,700	148	174	284	11,114
Fraud - Credit Card/ATM	9,384	12	48	324	9,000
Fraud - Impersonation	5,646	138	212	117	5,179
Fraud - Welfare	319	1	8	0	310
Fraud - Wire	684	0	7	92	585
Motor Vehicle Theft	12,975	127	92	2	12,754
Robbery	7,338	128	112	1	7,097
Stolen Property Offense	886	26	67	1	792
Theft - Pocket Picking	489	11	3	0	475
Theft - Purse Snatching	270	5	4	0	261
Theft - Shoplifting	36,855	675	519	11	35,650
Theft from Building	31,840	270	456	39	31,075
Theft from Coin Machine	360	2	0	0	358
Theft from Motor Vehicle	28,281	104	95	3	28,079
Theft of Motor Vehicle Parts	11,508	8	15	1	11,484
Theft - All Other Larceny	34,063	172	230	47	33,614
Crimes Against Society					
Drug/Narcotic Violations	48,991	2,427	29,699	36	16,829
Drug/Narcotic Equipment Violations	26,348	1,292	14,111	41	10,904
Gambling - Betting/Wagering	36	1	1	0	34
Gambling - Operating/Promoting	27	1	2	0	24
Gambling - Equipment Violation	91	3	26	0	62
Gambling - Sports Tampering	4	0	0	0	4
Pornography/Obscene Materials	601	4	4	106	487
Prostitution	1,347	31	93	4	1,219
Prostitution - Assisting/Promoting	121	1	8	5	107
Purchasing Prostitution	62	1	0	2	59
Weapon Law Violations	8,342	892	1,147	3	6,300
Total Group A Offenses	539,476	26,249	51,707	1,552	459,968

Note: More than one category may be chosen for each offense so number will not equal the total offense counts.



Drug Related Summary

	Total	Crack Cocaine	Powder Cocaine	Meth	Proc. Marij.	Cult. Marij.	Ecstasy
Crimes Against Persons							
Murder	7	0	0	0	6	0	0
Negligent Manslaughter	1	0	0	0	0	0	0
Kidnapping/Abduction	9	3	1	0	2	0	0
Forcible Rape	16	1	1	0	3	0	0
Forcible Sodomy	1	0	0	0	1	0	0
Sexual Assault w/Object	1	0	0	1	0	0	0
Forcible Fondling	2	0	0	0	1	0	0
Incest	0	0	0	0	0	0	0
Statutory Rape	0	0	0	0	0	0	0
Aggravated Assault	232	33	13	15	60	19	0
Simple Assault	289	44	26	15	85	13	0
Intimidation	52	14	2	3	17	2	0
Stalking	0	0	0	0	0	0	0
Commercial Sex Acts	0	0	0	0	0	0	0
Involuntary Servitude	0	0	0	0	0	0	0
Crimes Against Property							
Arson	3	0	0	1	0	0	0
Bribery	1	0	0	0	1	0	0
Burglary	193	6	2	3	14	2	0
Counterfeiting/Forgery	152	5	4	2	32	3	1
Destruction/Damage/Vandalism	87	10	6	8	26	3	0
Embezzlement	11	0	0	0	0	0	0
Extortion/Blackmail	2	0	0	0	0	0	0
Fraud - False Pretenses	196	1	5	2	2	0	0
Fraud - Credit Card/ATM	2	1	0	0	0	0	0
Fraud - Impersonation	127	7	8	5	37	0	0
Fraud - Welfare	6	0	0	0	0	0	0
Fraud - Wire	10	0	0	0	0	0	0
Motor Vehicle Theft	7	1	1	1	2	0	0
Robbery	93	10	3	0	23	3	0
Stolen Property Offenses	31	4	5	2	10	5	0
Theft - Pocket-picking	3	0	0	0	0	0	0
Theft - Purse-snatching	0	0	0	0	0	0	0
Theft - Shoplifting	80	2	1	6	11	2	0
Theft From Building	423	3	1	1	5	3	1
Theft From Coin Machine	0	0	0	0	0	0	0
Theft From Motor Vehicle	83	1	1	0	1	0	0
Theft of Motor Vehicle Parts	1	0	0	0	0	0	0
Theft - All Other Larceny	124	4	5	2	8	1	0
Crimes Against Society							
Drug/Narcotic Violations	46,988	2,859	1,429	3,377	24,353	2,901	123
Drug/Narcotics Equipment Violations	10,592	1,128	300	836	6,109	474	9
Gambling - Betting/Wagering	3	0	0	0	2	1	0
Gambling - Operating/Promoting	3	0	1	0	2	0	0
Gambling Equipment Violations	35	4	3	0	23	0	0
Gambling - Sports Tampering	1	0	0	0	1	0	0
Pornography/Obscene Material	0	0	0	0	0	0	0
Prostitution	36	6	7	0	19	0	0
Prostitution - Assisting/Promoting	3	1	0	0	2	0	0
Purchasing Prostitution	0	0	0	0	0	0	0
Weapon Law Violations	939	56	56	42	572	67	2
Total Drug Related	60,845	4,204	1,881	4,322	31,430	3,499	136

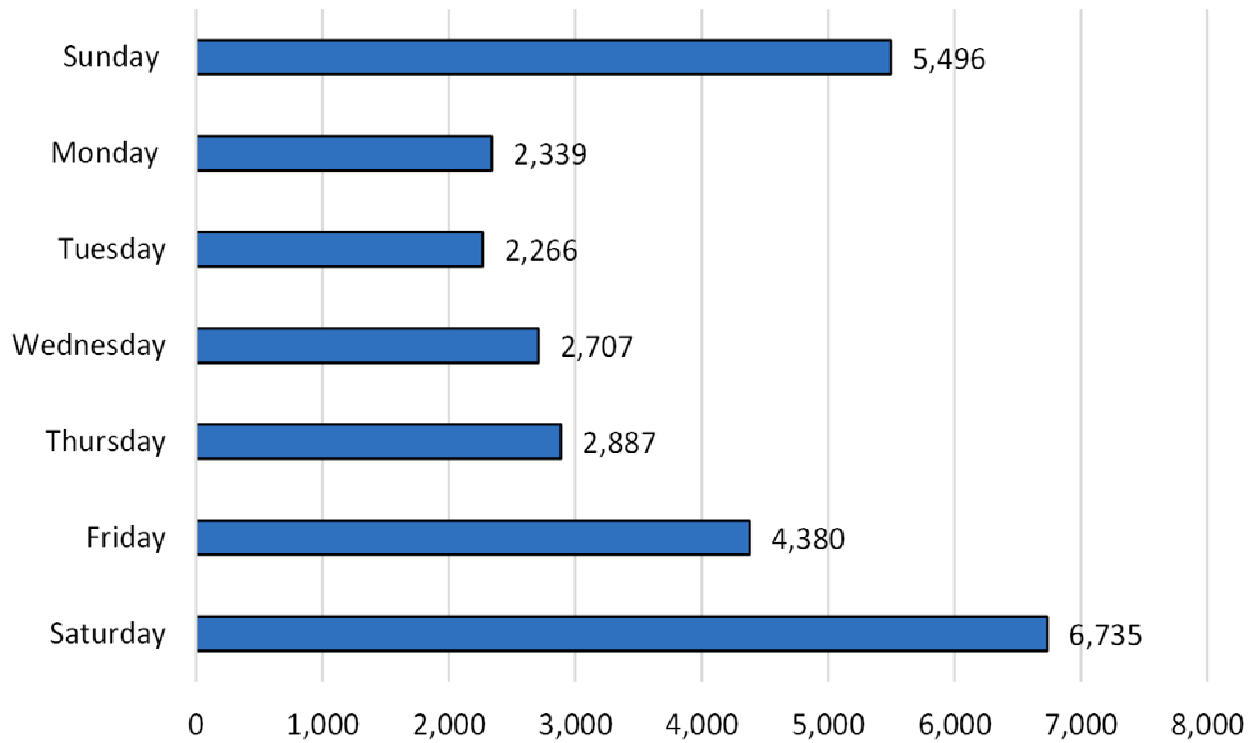


Drug Related Summary

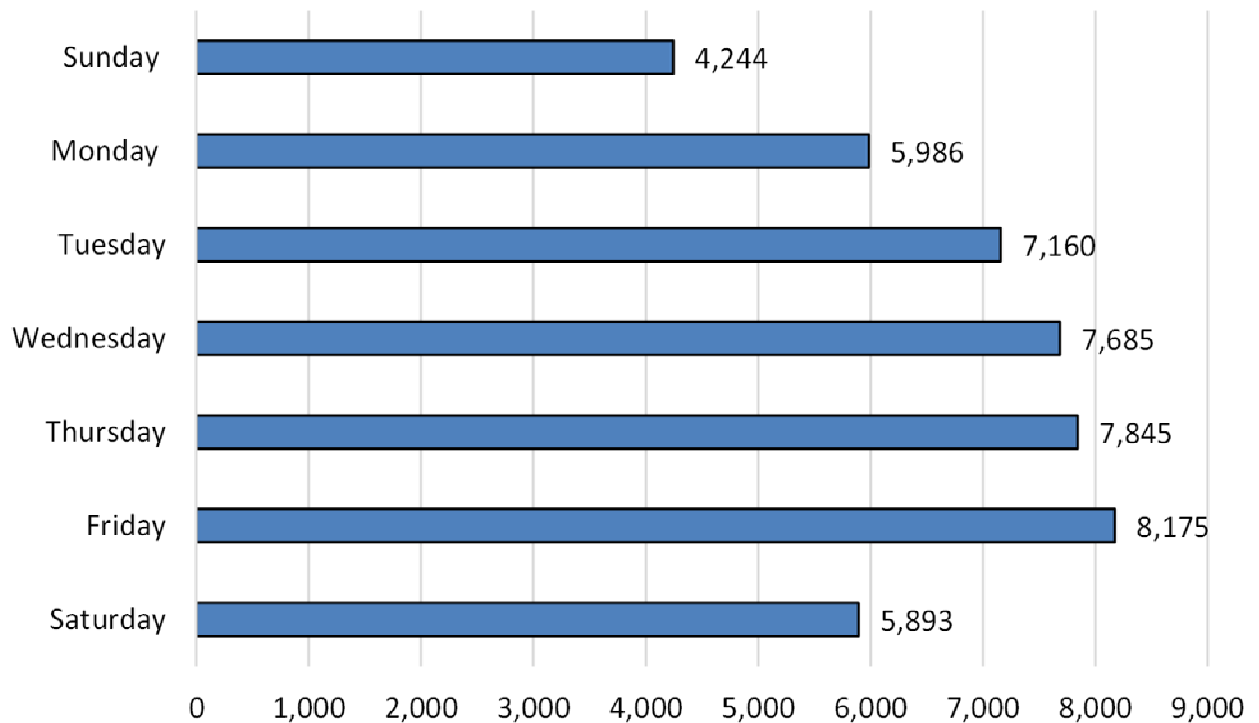
	GHB	Ketamine	Heroin	Oxycodone	Hydrocodone	Other Prescription	Other Nonprescription
Crimes Against Persons							
Murder	0	0	0	0	0	1	0
Negligent Manslaughter	0	0	1	0	0	0	0
Kidnapping/Abduction	0	0	0	1	0	1	1
Forcible Rape	1	0	3	0	1	6	0
Forcible Sodomy	0	0	0	0	0	0	0
Sexual Assault w/Object	0	0	0	0	0	0	0
Forcible Fondling	0	0	0	0	0	0	1
Incest	0	0	0	0	0	0	0
Statutory Rape	0	0	0	0	0	0	0
Aggravated Assault	0	0	7	9	5	43	28
Simple Assault	0	0	7	7	4	73	15
Intimidation	0	0	2	2	1	8	1
Stalking	0	0	0	0	0	0	0
Commercial Sex Acts	0	0	0	0	0	0	0
Involuntary Servitude	0	0	0	0	0	0	0
Crimes Against Property							
Arson	0	0	0	0	0	2	0
Bribery	0	0	0	0	0	0	0
Burglary	0	1	0	30	27	104	4
Counterfeiting/Forgery	0	0	2	17	27	57	2
Destruction/Damage/Vandalism	0	0	2	3	2	21	6
Embezzlement	0	0	0	1	1	8	1
Extortion/Blackmail	0	0	0	1	1	0	0
Fraud - False Pretenses	0	0	0	19	35	132	0
Fraud - Credit Card/ATM	0	0	1	0	0	0	0
Fraud - Impersonation	0	0	7	8	9	44	2
Fraud - Welfare	0	0	0	1	2	3	0
Fraud - Wire	0	0	0	0	5	5	0
Motor Vehicle Theft	0	0	0	0	0	1	1
Robbery	0	0	1	11	2	37	3
Stolen Property Offenses	0	0	2	1	0	1	1
Theft - Pocket-picking	0	0	0	1	0	2	0
Theft - Purse-snatching	0	0	0	0	0	0	0
Theft - Shoplifting	0	0	8	7	4	35	4
Theft From Building	0	0	1	56	91	259	2
Theft From Coin Machine	0	0	0	0	0	0	0
Theft From Motor Vehicle	0	0	0	12	10	58	0
Theft of Motor Vehicle Parts	0	0	0	0	0	1	0
Theft - All Other Larceny	0	0	2	13	28	60	1
Crimes Against Society							
Drug/Narcotic Violations	2	3	788	1,331	1,407	7,659	756
Drug/Narcotics Equipment Violations	0	1	304	161	75	955	240
Gambling - Betting/Wagering	0	0	0	0	0	0	0
Gambling - Operating/Promoting	0	0	0	0	0	0	0
Gambling Equipment Violations	0	0	2	0	0	2	1
Gambling - Sports Tampering	0	0	0	0	0	0	0
Pornography/Obscene Material	0	0	0	0	0	0	0
Prostitution	0	0	0	1	0	3	0
Prostitution - Assisting/Promoting	0	0	0	0	0	0	0
Purchasing Prostitution	0	0	0	0	0	0	0
Weapon Law Violations	0	0	18	21	22	70	13
Total Drug Related	3	5	1,158	1,714	1,759	9,651	1,083



DUI Arrests by Day of Week



Drug/Narcotics Offenses by Day of Week



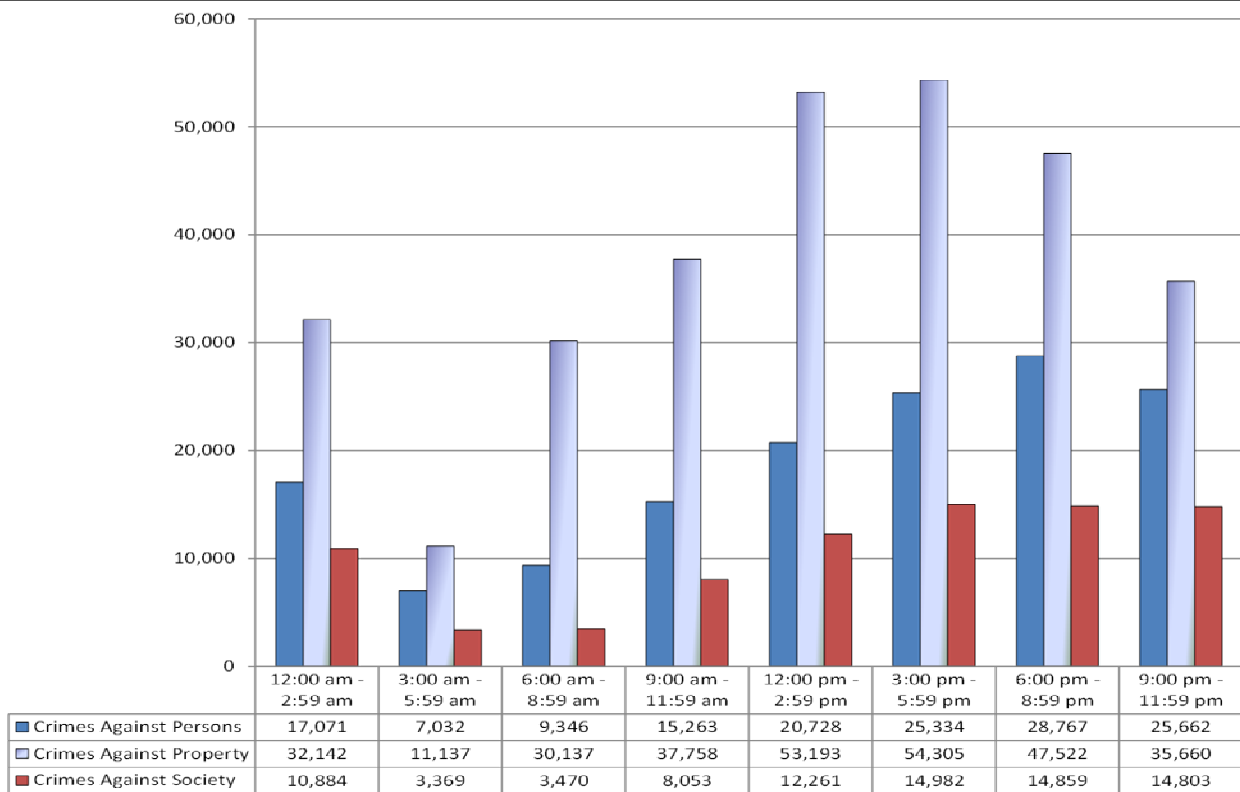
Offenses by Time of Day

	Total	12 AM - 2:59 AM	3 AM - 6:59 AM	6 AM - 8:59 AM	9 AM - 11:59 AM	12 PM - 2:59 PM	3 PM - 5:59 PM	6 PM - 8:59 PM	9 PM - 11:59 PM
Crimes Against Persons									
Murder	375	58	32	27	37	38	49	53	81
Negligent Manslaughter	4	1	0	0	0	1	0	0	2
Kidnapping/Abduction	1,209	156	86	82	122	136	192	257	178
Forcible Rape	1,871	410	149	127	164	234	213	260	314
Forcible Sodomy	443	90	26	38	44	63	63	70	49
Sexual Assault w/Object	244	39	14	18	26	35	30	38	44
Forcible Fondling	2,270	300	90	249	329	424	339	305	234
Incest	20	1	1	0	5	5	5	2	1
Statutory Rape	496	119	20	59	48	77	48	69	56
Aggravated Assault	29,788	4,270	1,850	1,385	2,330	3,476	4,604	5,874	5,999
Simple Assault	84,012	9,430	4,022	5,060	8,375	11,313	14,338	16,559	14,915
Intimidation	26,915	2,018	697	2,133	3,576	4,668	5,219	5,041	3,563
Stalking	1,516	172	44	166	204	249	227	236	218
Commercial Sex Acts	36	7	0	2	3	9	5	3	7
Involuntary Servitude	4	0	1	0	0	0	2	0	1
Crimes Against Property									
Arson	1,080	210	152	79	100	89	119	138	193
Bribery	29	7	0	3	5	3	4	3	4
Burglary	46,527	4,181	2,295	7,061	6,783	7,708	7,828	6,337	4,334
Counterfeiting/Forgery	7,219	823	90	857	1,243	1,714	1,329	805	358
Destruction/Damage/Vandalism	52,197	6,949	2,809	4,725	5,320	6,507	7,902	8,881	9,104
Embezzlement	2,536	260	30	368	373	591	472	260	182
Extortion/Blackmail	128	14	1	15	15	34	26	15	8
Fraud - False Pretenses	11,668	1,174	133	1,253	2,022	3,006	2,304	1,252	524
Fraud - Credit Card/ATM	9,358	1,890	247	1,160	1,237	2,009	1,355	952	508
Fraud - Impersonation	5,615	829	126	610	828	1,327	918	574	403
Fraud - Welfare	317	2	0	284	5	14	9	2	1
Fraud - Wire	682	125	4	93	138	163	95	51	13
Motor Vehicle Theft	12,936	1,717	778	1,344	1,348	1,679	1,758	2,066	2,226
Robbery	7,315	1,126	595	307	461	714	873	1,372	1,867
Stolen Property Offense	881	115	45	61	112	157	158	132	101
Theft - Pocket Picking	489	81	27	22	80	74	66	67	72
Theft - Purse Snatching	268	27	13	16	33	46	47	44	42
Theft - Shoplifting	36,787	1,352	600	907	3,727	8,656	10,703	8,111	2,731
Theft from Building	31,718	3,018	811	3,664	4,851	6,726	5,710	4,183	2,755
Theft from Coin Machine	360	71	36	36	32	39	43	48	55
Theft from Motor Vehicle	28,239	3,411	1,150	2,403	2,914	3,511	4,188	5,227	5,435
Theft of Motor Vehicle Parts	11,501	1,509	352	1,230	1,192	1,669	1,845	1,974	1,730
Theft - All Other Larceny	34,004	3,251	843	3,639	4,939	6,757	6,553	5,008	3,014
Crimes Against Society									
Drug/Narcotic Violations	46,982	5,863	1,746	1,948	4,688	7,383	8,839	8,379	8,136
Drug/Narcotic Equipment Violations	25,274	3,582	1,120	1,021	2,456	3,437	4,402	4,509	4,747
Gambling - Betting/Wagering	36	1	0	0	2	7	15	9	2
Gambling - Operating/Promoting	26	2	0	0	2	5	7	7	3
Gambling - Equipment Violation	88	6	3	1	4	14	21	25	14
Gambling - Sports Tampering	4	1	0	0	1	0	0	2	0
Pornography/Obscene Materials	592	103	6	50	101	113	82	88	49
Prostitution	1,335	76	27	15	61	253	364	351	188
Prostitution - Assisting/Promoting	121	6	2	4	11	23	32	27	16
Purchasing Prostitution	62	7	0	1	4	4	11	17	18
Weapon Law Violations	8,161	1,237	465	430	723	1,022	1,209	1,445	1,630
Total Group A Offenses	533,738	60,097	21,538	42,953	61,074	86,182	94,621	91,148	76,125

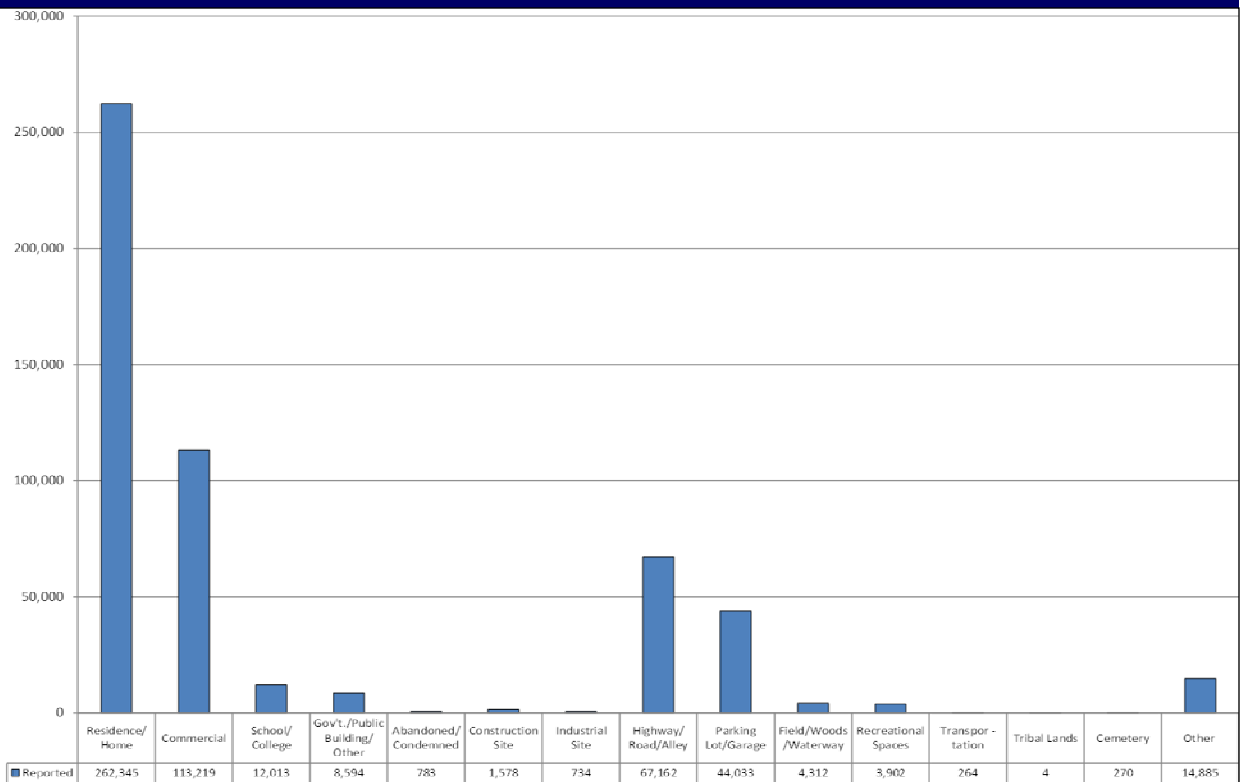
Note: A total of 356 incidents did not have time of day reported.



Group A Offenses by Time of Day



Group A Offenses by Location Group



Offense Location

	Grand Total	Transport. Terminal	Financial Institution	Bar	Religious Organization	Office Building
Crimes Against Persons						
Murder	375	1	0	11	0	2
Negligent Manslaughter	4	0	0	0	0	0
Kidnapping/Abduction	1,209	0	1	3	1	8
Forcible Rape	1,885	0	2	7	4	8
Forcible Sodomy	444	0	0	3	2	2
Sexual Assault w/Object	245	1	0	1	1	4
Forcible Fondling	2,277	26	2	25	18	16
Incest	20	0	0	0	0	0
Statutory Rape	497	0	0	0	0	1
Aggravated Assault	29,791	22	22	440	46	84
Simple Assault	84,026	160	43	1,182	161	376
Intimidation	26,919	26	54	78	55	441
Stalking	1,521	3	3	9	8	29
Commercial Sex Acts	36	0	0	0	0	0
Involuntary Servitude	4	0	0	0	0	0
Crimes Against Property						
Arson	1,080	1	0	6	5	20
Bribery	29	0	0	0	0	0
Burglary	46,563	18	37	119	432	1,307
Counterfeiting/Forgery	7,238	6	1,736	36	6	201
Destruction/Damage/Vandalism	52,228	35	81	265	504	1,208
Embezzlement	2,541	6	47	12	7	245
Extortion/Blackmail	128	0	1	0	0	1
Fraud - False Pretenses	11,689	25	1,566	120	16	363
Fraud - Credit Card/ATM	9,381	7	835	48	5	101
Fraud - Impersonation	5,626	4	281	22	5	126
Fraud - Welfare	318	0	2	0	0	1
Fraud - Wire	683	0	98	0	1	16
Motor Vehicle Theft	12,946	10	12	66	45	260
Robbery	7,316	17	75	50	16	47
Stolen Property Offenses	881	2	3	6	4	3
Theft - Pocket-picking	489	4	0	52	4	4
Theft - Purse-snatching	268	4	2	6	1	2
Theft - Shoplifting	36,791	6	3	4	0	203
Theft From Building	31,781	103	93	558	248	1,129
Theft From Coin Machine	360	1	1	2	2	42
Theft From Motor Vehicle	28,257	32	21	171	165	245
Theft of Motor Vehicle Parts	11,507	7	9	10	48	263
Theft - All Other Larceny	34,044	68	240	128	233	975
Crimes Against Society						
Drug/Narcotic Violations	46,988	64	32	116	47	106
Drug/Narcotics Equipment Violations	25,277	20	14	34	35	47
Gambling - Betting/Wagering	36	0	0	2	0	0
Gambling - Operating/Promoting	26	0	0	9	0	2
Gambling Equipment Violations	88	0	0	4	0	2
Gambling - Sports Tampering	4	0	0	0	0	0
Pornography/Obscene Material	599	0	0	1	2	3
Prostitution	1,335	0	2	1	2	8
Prostitution - Assisting/Promoting	121	0	0	0	0	7
Purchasing Prostitution	62	0	0	0	0	0
Weapon Law Violations	8,161	157	11	72	12	22
Total Group A Offenses	534,094	836	5,329	3,679	2,141	7,930

Continued on next page.



Offense Location

	Construction Site	Convenience Store	Department Store	Hospital	Fields/Woods	Government Building	Grocery/Supermarket
Crimes Against Persons							
Murder	0	8	1	1	15	0	1
Negligent Manslaughter	0	0	0	0	0	0	0
Kidnapping/Abduction	1	29	5	5	4	8	2
Forcible Rape	0	5	0	20	45	7	0
Forcible Sodomy	1	1	0	2	11	0	1
Sexual Assault w/Object	0	0	0	3	3	2	1
Forcible Fondling	1	19	13	31	18	32	11
Incest	0	0	0	0	0	0	0
Statutory Rape	0	0	0	1	9	0	0
Aggravated Assault	15	412	167	83	173	72	101
Simple Assault	23	869	632	524	217	650	390
Intimidation	15	405	311	177	33	333	159
Stalking	0	27	26	10	5	17	11
Commercial Sex Acts	0	1	0	0	0	0	1
Involuntary Servitude	0	0	0	0	0	0	0
Crimes Against Property							
Arson	5	5	5	2	37	12	3
Bribery	0	1	0	1	0	4	0
Burglary	266	470	240	44	38	150	96
Counterfeiting/Forgery	3	777	621	65	2	96	488
Destruction/Damage/Vandalism	176	573	434	124	467	409	230
Embezzlement	16	243	636	30	0	17	137
Extortion/Blackmail	0	2	2	0	1	2	1
Fraud - False Pretenses	6	492	1,331	118	4	72	476
Fraud - Credit Card/ATM	0	1,350	1,498	65	0	29	512
Fraud - Impersonation	4	162	265	55	6	77	89
Fraud - Welfare	0	2	5	41	0	15	4
Fraud - Wire	0	11	26	8	0	4	13
Motor Vehicle Theft	36	241	50	39	77	42	51
Robbery	1	543	141	18	34	19	91
Stolen Property Offenses	4	18	26	4	10	7	8
Theft - Pocket-picking	0	22	32	1	1	15	18
Theft - Purse-snatching	0	15	21	4	0	1	10
Theft - Shoplifting	15	4,075	23,508	188	1	23	4,595
Theft From Building	139	567	1,208	618	24	740	522
Theft From Coin Machine	0	17	15	1	0	4	41
Theft From Motor Vehicle	60	343	210	93	90	73	143
Theft of Motor Vehicle Parts	59	37	66	34	65	22	44
Theft - All Other Larceny	706	1,068	638	97	886	182	316
Crimes Against Society							
Drug/Narcotic Violations	14	626	739	197	670	355	276
Drug/Narcotics Equipment Violations	10	287	432	66	186	86	121
Gambling - Betting/Wagering	0	0	0	0	0	2	0
Gambling - Operating/Promoting	0	2	0	0	0	1	0
Gambling Equipment Violations	0	3	0	0	0	1	0
Gambling - Sports Tampering	0	0	0	0	0	0	0
Pornography/Obscene Material	0	1	1	3	0	7	1
Prostitution	0	3	0	0	0	1	1
Prostitution - Assisting/Promoting	0	0	1	0	0	1	0
Purchasing Prostitution	0	0	0	0	0	0	0
Weapon Law Violations	2	143	75	13	51	58	33
Total Group A Offenses	1,578	13,875	33,381	2,786	3,183	3,648	8,998

Continued on next page.



Offense Location

	Highway/ Road/Alley	Hotel	Jail/ Prison	Lake/ Waterway	Liquor Store	Parking Lot/ Garage
Crimes Against Persons						
Murder	60	3	0	0	0	29
Negligent Manslaughter	0	0	0	0	0	0
Kidnapping/Abduction	152	40	1	0	0	76
Forcible Rape	83	116	2	7	0	53
Forcible Sodomy	20	15	16	1	0	9
Sexual Assault w/Object	5	8	3	1	0	7
Forcible Fondling	91	33	24	5	0	55
Incest	0	0	0	0	0	0
Statutory Rape	13	31	1	1	0	22
Aggravated Assault	4,996	377	137	31	18	2,168
Simple Assault	6,839	1,368	694	66	35	4,554
Intimidation	1,801	230	67	1	6	1,027
Stalking	150	7	1	0	0	71
Commercial Sex Acts	4	14	0	0	0	0
Involuntary Servitude	0	2	0	0	0	0
Crimes Against Property						
Arson	58	11	7	2	0	51
Bribery	7	0	2	0	0	2
Burglary	55	593	4	7	28	249
Counterfeiting/Forgery	371	44	20	0	104	114
Destruction/Damage/Vandalism	3,665	579	259	41	27	6,850
Embezzlement	8	53	2	1	6	21
Extortion/Blackmail	4	2	1	0	0	10
Fraud - False Pretenses	234	116	13	0	52	310
Fraud - Credit Card/ATM	25	93	1	0	52	37
Fraud - Impersonation	1,089	41	13	2	7	211
Fraud - Welfare	4	2	1	0	0	1
Fraud - Wire	0	4	1	0	1	0
Motor Vehicle Theft	1,045	184	7	9	10	2,603
Robbery	1,766	198	0	5	12	1,255
Stolen Property Offenses	350	19	1	0	4	90
Theft - Pocket-picking	57	17	0	0	0	37
Theft - Purse-snatching	68	1	0	0	0	56
Theft - Shoplifting	38	7	4	0	196	37
Theft From Building	41	1,074	27	3	24	135
Theft From Coin Machine	5	34	0	0	0	29
Theft From Motor Vehicle	2,011	438	8	64	8	9,191
Theft of Motor Vehicle Parts	681	96	4	11	1	3,927
Theft - All Other Larceny	1,315	217	16	156	21	2,483
Crimes Against Society						
Drug/Narcotic Violations	22,955	993	894	114	22	4,892
Drug/Narcotics Equipment Violations	13,226	696	154	75	12	2,396
Gambling - Betting/Wagering	4	0	0	0	0	1
Gambling - Operating/Promoting	3	0	0	0	0	1
Gambling Equipment Violations	42	1	1	0	0	5
Gambling - Sports Tampering	2	0	0	0	0	0
Pornography/Obscene Material	3	4	2	0	0	4
Prostitution	635	472	0	0	2	89
Prostitution - Assisting/Promoting	16	71	0	0	0	3
Purchasing Prostitution	5	47	0	0	0	4
Weapon Law Violations	3,160	124	20	3	5	868
Total Group A Offenses	67,162	8,475	2,408	606	653	44,033

Continued on next page.



Offense Location

	Rental Storage Facility	Residence	Restaurant	Service Station	Specialty Store	Other
Crimes Against Persons						
Murder	0	228	1	0	2	10
Negligent Manslaughter	0	2	0	0	0	2
Kidnapping/Abduction	0	763	13	6	2	44
Forcible Rape	3	1,341	7	1	1	73
Forcible Sodomy	0	317	0	2	0	21
Sexual Assault w/Object	0	178	1	0	1	11
Forcible Fondling	1	1,366	26	8	7	74
Incest	0	20	0	0	0	0
Statutory Rape	1	361	3	0	0	39
Aggravated Assault	21	18,902	204	152	61	450
Simple Assault	52	57,711	883	328	265	1,167
Intimidation	24	18,598	542	160	219	900
Stalking	0	950	45	5	6	76
Commercial Sex Acts	0	14	0	0	0	2
Involuntary Servitude	0	2	0	0	0	0
Crimes Against Property						
Arson	8	661	3	3	3	35
Bribery	0	6	1	0	0	5
Burglary	781	37,885	459	167	734	1,182
Counterfeiting/Forgery	7	676	598	203	278	389
Destruction/Damage/Vandalism	238	31,437	488	239	547	1,178
Embezzlement	4	102	344	88	244	133
Extortion/Blackmail	0	85	3	0	0	7
Fraud - False Pretenses	14	3,289	710	201	735	788
Fraud - Credit Card/ATM	7	1,424	489	601	442	1,145
Fraud - Impersonation	2	1,951	39	26	108	827
Fraud - Welfare	0	106	1	0	0	6
Fraud - Wire	2	301	2	4	15	154
Motor Vehicle Theft	42	6,944	61	134	103	348
Robbery	2	2,176	206	122	96	192
Stolen Property Offenses	5	212	8	6	36	32
Theft - Pocket-picking	2	82	28	3	8	15
Theft - Purse-snatching	0	45	9	4	3	5
Theft - Shoplifting	6	68	31	681	2,060	296
Theft From Building	186	17,758	1,158	194	656	1,045
Theft From Coin Machine	0	17	5	21	28	52
Theft From Motor Vehicle	37	12,656	290	192	115	710
Theft of Motor Vehicle Parts	26	4,774	42	97	91	566
Theft - All Other Larceny	113	19,154	407	571	483	1,758
Crimes Against Society						
Drug/Narcotic Violations	17	10,580	238	282	115	637
Drug/Narcotics Equipment Violations	12	6,142	125	127	60	244
Gambling - Betting/Wagering	0	14	0	0	0	1
Gambling - Operating/Promoting	0	8	0	0	0	0
Gambling Equipment Violations	0	25	0	0	0	1
Gambling - Sports Tampering	0	1	0	0	0	0
Pornography/Obscene Material	1	410	2	1	1	63
Prostitution	0	41	0	7	3	62
Prostitution - Assisting/Promoting	0	13	2	0	0	6
Purchasing Prostitution	0	2	0	1	0	2
Weapon Law Violations	10	2,547	61	67	44	132
Total Group A Offenses	1,624	262,345	7,535	4,704	7,572	14,885

Continued on next page.



Offense Location

	Abandoned Structure	Amusement Park	Stadium/Fairgrounds	ATM not at Bank	Auto Dealership	Camp
Crimes Against Persons						
Murder	1	0	0	0	0	0
Negligent Manslaughter	0	0	0	0	0	0
Kidnapping/Abduction	6	0	1	1	0	1
Forcible Rape	18	0	0	1	1	2
Forcible Sodomy	0	0	1	0	0	0
Sexual Assault w/Object	1	0	0	0	0	0
Forcible Fondling	4	1	3	0	1	4
Incest	0	0	0	0	0	0
Statutory Rape	0	0	0	0	0	1
Aggravated Assault	19	3	10	2	16	25
Simple Assault	23	21	70	8	52	55
Intimidation	4	3	16	0	51	8
Stalking	0	0	0	0	2	0
Commercial Sex Acts	0	0	0	0	0	0
Involuntary Servitude	0	0	0	0	0	0
Crimes Against Property						
Arson	76	0	0	0	2	1
Bribery	0	0	0	0	0	0
Burglary	219	4	16	1	109	46
Counterfeiting/Forgery	1	6	5	17	18	2
Destruction/Damage/Vandalism	151	5	43	9	184	49
Embezzlement	0	3	4	1	21	0
Extortion/Blackmail	0	0	0	0	0	0
Fraud - False Pretenses	2	3	3	22	100	5
Fraud - Credit Card/ATM	0	4	4	392	8	1
Fraud - Impersonation	2	0	4	18	15	3
Fraud - Welfare	0	0	0	0	1	0
Fraud - Wire	1	1	0	1	2	0
Motor Vehicle Theft	13	2	10	1	329	16
Robbery	10	1	0	12	7	2
Stolen Property Offenses	0	0	0	0	0	0
Theft - Pocket-picking	1	0	11	1	0	1
Theft - Purse-snatching	0	0	0	0	1	0
Theft - Shoplifting	3	0	6	0	3	0
Theft From Building	26	26	73	9	52	18
Theft From Coin Machine	0	1	0	0	4	1
Theft From Motor Vehicle	9	4	17	2	108	30
Theft of Motor Vehicle Parts	3	0	3	0	356	8
Theft - All Other Larceny	113	29	43	29	92	70
Crimes Against Society						
Drug/Narcotic Violations	44	4	18	1	5	21
Drug/Narcotics Equipment Violations	21	3	7	0	3	17
Gambling - Betting/Wagering	3	0	0	0	0	0
Gambling - Operating/Promoting	0	0	0	0	0	0
Gambling Equipment Violations	0	0	0	0	0	0
Gambling - Sports Tampering	0	0	0	0	0	0
Pornography/Obscene Material	0	1	0	0	0	0
Prostitution	2	0	0	0	0	0
Prostitution - Assisting/Promoting	0	0	0	0	0	0
Purchasing Prostitution	0	0	0	0	0	0
Weapon Law Violations	7	1	5	2	9	6
Total Group A Offenses	783	126	373	530	1,552	393

Continued on next page.



Offense Location

	Daycare Facility	Freight Terminal	Farm Facility	Gambling Facility	Industrial Site	Military Installation
Crimes Against Persons						
Murder	1	0	0	0	0	0
Negligent Manslaughter	0	0	0	0	0	0
Kidnapping/Abduction	2	0	0	0	0	0
Forcible Rape	0	2	0	0	2	0
Forcible Sodomy	1	0	0	0	1	0
Sexual Assault w/Object	0	0	0	0	0	0
Forcible Fondling	10	2	1	0	2	1
Incest	0	0	0	0	0	0
Statutory Rape	0	0	0	0	0	0
Aggravated Assault	4	6	4	0	17	0
Simple Assault	59	20	10	2	46	0
Intimidation	34	19	2	0	47	0
Stalking	2	1	0	0	1	0
Commercial Sex Acts	0	0	0	0	0	0
Involuntary Servitude	0	0	0	0	0	0
Crimes Against Property						
Arson	0	1	5	0	0	0
Bribery	0	0	0	0	0	0
Burglary	44	21	116	0	110	2
Counterfeiting/Forgery	4	0	1	0	3	1
Destruction/Damage/Vandalism	47	25	72	2	95	3
Embezzlement	0	13	1	0	24	0
Extortion/Blackmail	0	0	0	0	0	0
Fraud - False Pretenses	3	2	2	0	12	0
Fraud - Credit Card/ATM	0	1	0	0	0	0
Fraud - Impersonation	0	0	1	1	0	0
Fraud - Welfare	0	0	0	0	0	0
Fraud - Wire	0	0	0	0	1	0
Motor Vehicle Theft	6	6	41	0	22	2
Robbery	1	3	0	0	2	0
Stolen Property Offenses	0	0	0	0	3	1
Theft - Pocket-picking	0	0	0	1	0	0
Theft - Purse-snatching	1	0	0	0	0	0
Theft - Shoplifting	1	2	4	0	0	0
Theft From Building	36	23	77	2	94	1
Theft From Coin Machine	0	1	0	0	1	0
Theft From Motor Vehicle	33	25	16	1	32	0
Theft of Motor Vehicle Parts	12	16	10	0	30	0
Theft - All Other Larceny	19	57	151	1	148	4
Crimes Against Society						
Drug/Narcotic Violations	7	13	6	0	33	0
Drug/Narcotics Equipment Violations	2	5	1	0	4	0
Gambling - Betting/Wagering	0	0	0	0	0	0
Gambling - Operating/Promoting	0	0	0	0	0	0
Gambling Equipment Violations	0	0	0	0	0	0
Gambling - Sports Tampering	0	0	0	0	0	0
Pornography/Obscene Material	1	0	0	0	0	0
Prostitution	0	0	0	0	0	0
Prostitution - Assisting/Promoting	0	0	0	0	0	0
Purchasing Prostitution	0	0	0	0	0	0
Weapon Law Violations	0	0	1	0	4	0
Total Group A Offenses	330	264	522	10	734	15

Continued on next page.



Offense Location

	Park/ Playground	Rest Area	School - Coll/Univ	School - Elem/Sec	Shelter	Shopping Mall
Crimes Against Persons						
Murder	0	0	0	0	0	0
Negligent Manslaughter	0	0	0	0	0	0
Kidnapping/Abduction	5	1	1	17	0	1
Forcible Rape	25	0	10	31	1	1
Forcible Sodomy	3	0	3	9	1	0
Sexual Assault w/Object	6	0	2	3	0	0
Forcible Fondling	20	0	19	296	4	1
Incest	0	0	0	0	0	0
Statutory Rape	9	0	0	3	0	1
Aggravated Assault	217	6	34	224	10	12
Simple Assault	647	7	269	3,247	62	96
Intimidation	88	0	134	667	14	44
Stalking	6	0	27	15	2	1
Commercial Sex Acts	0	0	0	0	0	0
Involuntary Servitude	0	0	0	0	0	0
Crimes Against Property						
Arson	22	1	3	22	0	0
Bribery	0	0	0	0	0	0
Burglary	43	5	126	191	2	12
Counterfeiting/Forgery	4	0	16	70	0	23
Destruction/Damage/Vandalism	395	9	201	606	6	35
Embezzlement	2	1	6	3	1	18
Extortion/Blackmail	0	0	2	2	0	0
Fraud - False Pretenses	9	1	21	25	2	30
Fraud - Credit Card/ATM	1	0	15	2	3	52
Fraud - Impersonation	9	0	15	14	1	23
Fraud - Welfare	1	0	0	1	0	0
Fraud - Wire	0	0	3	0	0	2
Motor Vehicle Theft	14	0	14	17	1	13
Robbery	90	0	20	26	1	15
Stolen Property Offenses	2	0	5	5	1	4
Theft - Pocket-picking	11	0	3	46	2	7
Theft - Purse-snatching	5	0	0	3	1	0
Theft - Shoplifting	1	0	6	6	1	423
Theft From Building	40	6	725	1,754	64	142
Theft From Coin Machine	11	1	11	0	0	3
Theft From Motor Vehicle	333	1	44	107	2	37
Theft of Motor Vehicle Parts	20	2	16	17	2	16
Theft - All Other Larceny	281	7	222	280	24	41
Crimes Against Society						
Drug/Narcotic Violations	366	7	123	1,079	10	27
Drug/Narcotics Equipment Violations	176	4	63	299	5	10
Gambling - Betting/Wagering	4	0	3	2	0	0
Gambling - Operating/Promoting	0	0	0	0	0	0
Gambling Equipment Violations	2	0	1	0	0	0
Gambling - Sports Tampering	0	0	1	0	0	0
Pornography/Obscene Material	0	0	4	83	0	0
Prostitution	3	0	0	0	0	0
Prostitution - Assisting/Promoting	0	0	0	0	0	1
Purchasing Prostitution	1	0	0	0	0	0
Weapon Law Violations	69	0	23	320	4	4
Total Group A Offenses	2,941	59	2,191	9,492	227	1,095

Continued on next page.



Offense Location

	Tribal Lands	Community Center	Movie Theater	Pharmacy	Doctor's Office	Cemetery
Crimes Against Persons						
Murder	0	0	0	0	0	0
Negligent Manslaughter	0	0	0	0	0	0
Kidnapping/Abduction	0	0	0	7	1	1
Forcible Rape	0	1	0	0	2	3
Forcible Sodomy	0	0	0	0	0	1
Sexual Assault w/Object	0	1	0	0	1	0
Forcible Fondling	0	0	0	0	6	0
Incest	0	0	0	0	0	0
Statutory Rape	0	0	0	0	0	0
Aggravated Assault	1	2	2	7	10	6
Simple Assault	0	15	14	26	71	17
Intimidation	1	7	1	25	88	4
Stalking	0	2	0	1	2	0
Commercial Sex Acts	0	0	0	0	0	0
Involuntary Servitude	0	0	0	0	0	0
Crimes Against Property						
Arson	0	1	2	1	0	0
Bribery	0	0	0	0	0	0
Burglary	0	7	3	54	62	9
Counterfeiting/Forgery	0	0	2	183	41	0
Destruction/Damage/Vandalism	0	27	17	51	82	60
Embezzlement	0	0	2	17	22	0
Extortion/Blackmail	0	0	0	0	2	0
Fraud - False Pretenses	1	0	1	283	111	0
Fraud - Credit Card/ATM	0	0	4	120	7	1
Fraud - Impersonation	0	1	1	82	23	1
Fraud - Welfare	0	0	0	37	87	0
Fraud - Wire	0	0	0	8	3	0
Motor Vehicle Theft	0	2	2	7	8	1
Robbery	0	1	0	38	4	1
Stolen Property Offenses	0	0	1	1	0	0
Theft - Pocket-picking	0	0	0	2	1	0
Theft - Purse-snatching	0	0	0	0	0	0
Theft - Shoplifting	0	0	0	284	4	2
Theft From Building	0	59	21	59	213	11
Theft From Coin Machine	0	2	1	5	1	0
Theft From Motor Vehicle	0	4	28	17	23	18
Theft of Motor Vehicle Parts	0	0	6	2	8	0
Theft - All Other Larceny	1	18	6	41	47	89
Crimes Against Society						
Drug/Narcotic Violations	0	3	5	148	58	29
Drug/Narcotics Equipment Violations	0	1	2	27	5	15
Gambling - Betting/Wagering	0	0	0	0	0	0
Gambling - Operating/Promoting	0	0	0	0	0	0
Gambling Equipment Violations	0	0	0	0	0	0
Gambling - Sports Tampering	0	0	0	0	0	0
Pornography/Obscene Material	0	0	0	0	0	0
Prostitution	0	0	0	0	0	1
Prostitution - Assisting/Promoting	0	0	0	0	0	0
Purchasing Prostitution	0	0	0	0	0	0
Weapon Law Violations	0	0	3	9	4	0
Total Group A Offenses	4	154	124	1,542	997	270



STATEWIDE ARRESTEES



CRIME IN 2014 TENNESSEE



Arrestee Sex and Race

	Total	Sex		Race					
		Male	Female	Black/Afric. Amer.	Asian	Amer. Indian/AK Nat.	Nat. HI/Other Pac. Is.	Unknown	White
Crimes Against Persons									
Murder	295	264	31	203	3	1	0	0	88
Negligent Manslaughter	6	5	1	4	0	0	0	0	2
Kidnapping/Abduction	512	453	59	232	5	1	0	2	272
Forcible Rape	316	311	5	120	1	0	0	1	194
Forcible Sodomy	40	37	3	11	0	1	0	0	28
Sexual Assault w/Object	32	31	1	6	0	0	0	0	26
Forcible Fondling	350	338	12	109	2	0	0	5	234
Incest	9	7	2	0	0	0	0	0	9
Statutory Rape	198	181	17	50	0	0	1	2	145
Aggravated Assault	14,484	10,644	3,840	6,235	63	18	5	38	8,125
Simple Assault	27,791	19,298	8,493	10,503	97	46	15	40	17,090
Intimidation	3,194	2,378	816	1,132	18	0	1	6	2,037
Stalking	342	283	59	101	1	0	1	0	239
Commercial Sex Acts	5	5	0	2	0	0	0	1	2
Involuntary Servitude	2	1	1	1	0	0	0	0	1
Crimes Against Property									
Arson	224	174	50	73	1	0	0	1	149
Bribery	17	9	8	7	1	0	0	0	9
Burglary	5,772	4,903	869	2,048	10	5	1	18	3,690
Counterfeiting/Forgery	1,679	1,063	616	618	4	2	8	20	1,027
Destruction/Damage/Vandalism	4,668	3,576	1,092	1,924	17	17	1	17	2,692
Embezzlement	731	347	384	216	2	2	1	0	510
Extortion/Blackmail	19	15	4	10	0	0	0	0	9
Fraud - False Pretenses	1,565	912	653	319	4	0	2	14	1,226
Fraud - Credit Card/ATM	754	442	312	122	0	0	1	1	630
Fraud - Impersonation	1,779	1,192	587	761	5	2	1	18	992
Fraud - Welfare	112	38	74	6	0	0	0	0	106
Fraud - Wire	19	9	10	1	0	0	0	0	18
Motor Vehicle Theft	2,047	1,597	450	622	4	4	1	4	1,412
Robbery	2,030	1,749	281	1,422	6	0	2	3	597
Stolen Property Offenses	744	566	178	335	0	0	1	3	405
Theft - Pocket-picking	42	23	19	25	0	0	0	1	16
Theft - Purse-snatching	26	17	9	8	0	0	0	0	18
Theft - Shoplifting	25,756	12,050	13,706	8,144	142	22	12	93	17,343
Theft From Building	3,147	2,056	1,091	689	7	2	0	12	2,437
Theft From Coin Machine	24	18	6	5	0	0	0	1	18
Theft From Motor Vehicle	1,784	1,523	261	472	4	2	1	2	1,303
Theft of Motor Vehicle Parts	280	244	36	57	1	0	0	0	222
Theft - All Other Larceny	4,836	3,599	1,237	1,483	11	3	2	23	3,314
Crimes Against Society									
Drug/Narcotic Violations	40,997	30,787	10,210	14,209	150	41	19	245	26,333
Drug/Narcotics Equipment Violations	10,875	7,422	3,453	2,904	49	7	12	52	7,851
Gambling - Betting/Wagering	112	107	5	70	4	1	0	0	37
Gambling - Operating/Promoting	18	12	6	7	1	1	0	0	9
Gambling Equipment Violations	54	45	9	49	0	2	0	0	3
Gambling - Sports Tampering	0	0	0	0	0	0	0	0	0
Pornography/Obscene Material	137	114	23	61	0	0	0	0	76
Prostitution	1,229	432	797	472	13	5	0	5	734
Prostitution - Assisting/Promoting	95	59	36	40	9	0	0	0	46
Purchasing Prostitution	44	44	0	4	2	0	0	0	38
Weapon Law Violations	2,993	2,729	264	1,652	15	4	0	14	1,308
Total Group A Arrestees	162,185	112,109	50,076	57,544	652	189	88	642	103,070

Note: Black/Afric. Amer. = Black or African American, Amer. Indian/AK Nat. = American Indian/Alaskan Native, Nat. HI/Other Pac. Is. = Native Hawaiian/Other Pacific Islander.



Arrestee Age

	Total	Under 18	18 - 24	25 - 34	35 - 44	45 - 54	55 - 64	Over 64	Unknown
Crimes Against Persons									
Murder	295	28	112	70	53	24	5	3	0
Negligent Manslaughter	6	1	3	0	1	0	1	0	0
Kidnapping/Abduction	512	17	154	186	92	52	7	4	0
Forcible Rape	316	61	91	57	50	35	19	3	0
Forcible Sodomy	40	11	9	8	6	5	0	1	0
Sexual Assault w/Object	32	8	7	5	5	5	2	0	0
Forcible Fondling	350	86	55	56	58	48	25	22	0
Incest	9	0	0	4	3	2	0	0	0
Statutory Rape	198	1	125	55	11	5	1	0	0
Aggravated Assault	14,484	1,226	3,184	4,201	2,745	2,025	849	254	0
Simple Assault	27,791	4,138	5,944	7,693	5,165	3,356	1,194	301	0
Intimidation	3,194	458	608	850	611	460	169	38	0
Stalking	342	6	64	101	68	64	28	11	0
Commercial Sex Acts	5	0	2	1	2	0	0	0	0
Involuntary Servitude	2	0	0	2	0	0	0	0	0
Crimes Against Property									
Arson	224	63	49	45	37	13	16	1	0
Bribery	17	0	9	1	3	2	2	0	0
Burglary	5,772	865	1,935	1,566	865	431	100	10	0
Counterfeiting/Forgery	1,679	56	395	626	344	190	65	3	0
Destruction/Damage/Vandalism	4,668	1,053	1,359	1,175	600	342	110	29	0
Embezzlement	731	17	281	246	113	48	25	1	0
Extortion/Blackmail	19	4	3	8	3	1	0	0	0
Fraud - False Pretenses	1,565	32	324	525	386	203	77	18	0
Fraud - Credit Card/ATM	754	20	229	307	140	54	3	1	0
Fraud - Impersonation	1,779	65	484	696	353	136	43	2	0
Fraud - Welfare	112	0	5	35	31	19	18	4	0
Fraud - Wire	19	0	3	9	5	2	0	0	0
Motor Vehicle Theft	2,047	280	523	637	387	161	52	7	0
Robbery	2,030	380	905	445	179	104	14	3	0
Stolen Property Offenses	744	68	232	220	135	62	25	2	0
Theft - Pocket-picking	42	17	6	11	3	2	3	0	0
Theft - Purse-snatching	26	5	4	8	6	2	1	0	0
Theft - Shoplifting	25,756	3,024	7,013	7,496	4,400	2,678	950	195	0
Theft From Building	3,147	372	843	1,006	571	260	83	12	0
Theft From Coin Machine	24	3	5	7	3	4	1	1	0
Theft From Motor Vehicle	1,784	283	640	478	239	114	23	7	0
Theft of Motor Vehicle Parts	280	21	66	99	48	27	16	3	0
Theft - All Other Larceny	4,836	500	1,284	1,396	929	529	165	33	0
Crimes Against Society									
Drug/Narcotic Violations	40,997	2,496	13,716	12,727	6,865	3,684	1,306	203	0
Drug/Narcotics Equipment Violations	10,875	502	3,415	3,294	1,881	1,296	457	30	0
Gambling - Betting/Wagering	112	20	25	19	21	10	12	5	0
Gambling - Operating/Promoting	18	0	2	2	6	4	3	1	0
Gambling Equipment Violations	54	9	16	7	2	9	8	3	0
Gambling - Sports Tampering	0	0	0	0	0	0	0	0	0
Pornography/Obscene Material	137	55	23	16	15	27	0	1	0
Prostitution	1,229	0	249	440	285	205	41	9	0
Prostitution - Assisting/Promoting	95	0	21	34	22	11	6	1	0
Purchasing Prostitution	44	0	1	17	14	10	0	2	0
Weapon Law Violations	2,993	484	969	792	372	219	110	47	0
Total Group A Arrestees	162,185	16,735	45,392	47,679	28,133	16,940	6,035	1,271	0



Arrestee Race - Male

	Total	Black/Afric. Amer.	Asian	Amer. Indian/AK Nat.	Nat. HI/Other Pac. Is.	Unknown	White
Crimes Against Persons							
Murder	264	188	3	1	0	0	72
Negligent Manslaughter	5	4	0	0	0	0	1
Kidnapping/Abduction	453	214	5	1	0	2	231
Forcible Rape	311	117	1	0	0	1	192
Forcible Sodomy	37	9	0	1	0	0	27
Sexual Assault w/Object	31	5	0	0	0	0	26
Forcible Fondling	338	105	2	0	0	5	226
Incest	7	0	0	0	0	0	7
Statutory Rape	181	47	0	0	1	2	131
Aggravated Assault	10,644	4,422	47	12	4	32	6,127
Simple Assault	19,298	7,349	55	37	10	28	11,819
Intimidation	2,378	795	15	0	1	6	1,561
Stalking	283	75	0	0	1	0	207
Commercial Sex Acts	5	2	0	0	0	1	2
Involuntary Servitude	1	1	0	0	0	0	0
Crimes Against Property							
Arson	174	52	1	0	0	1	120
Bribery	9	4	0	0	0	0	5
Burglary	4,903	1,873	8	4	1	13	3,004
Counterfeiting/Forgery	1,063	468	3	2	6	13	571
Destruction/Damage/Vandalism	3,576	1,361	9	14	1	13	2,178
Embezzlement	347	93	1	1	0	0	252
Extortion/Blackmail	15	10	0	0	0	0	5
Fraud - False Pretenses	912	202	2	0	0	6	702
Fraud - Credit Card/ATM	442	78	0	0	0	1	363
Fraud - Impersonation	1,192	554	3	2	1	13	619
Fraud - Welfare	38	1	0	0	0	0	37
Fraud - Wire	9	1	0	0	0	0	8
Motor Vehicle Theft	1,597	522	3	3	0	4	1,065
Robbery	1,749	1,278	6	0	1	3	461
Stolen Property Offenses	566	265	0	0	1	3	297
Theft - Pocket-picking	23	14	0	0	0	0	9
Theft - Purse-snatching	17	6	0	0	0	0	11
Theft - Shoplifting	12,050	4,089	69	12	4	43	7,833
Theft From Building	2,056	515	1	2	0	11	1,527
Theft From Coin Machine	18	4	0	0	0	1	13
Theft From Motor Vehicle	1,523	428	2	2	1	1	1,089
Theft of Motor Vehicle Parts	244	50	1	0	0	0	193
Theft - All Other Larceny	3,599	1,145	11	2	2	15	2,424
Crimes Against Society							
Drug/Narcotic Violations	30,787	12,149	121	27	12	204	18,274
Drug/Narcotics Equipment Violations	7,422	2,235	38	5	9	41	5,094
Gambling - Betting/Wagering	107	70	3	0	0	0	34
Gambling - Operating/Promoting	12	5	1	0	0	0	6
Gambling Equipment Violations	45	41	0	1	0	0	3
Gambling - Sports Tampering	0	0	0	0	0	0	0
Pornography/Obscene Material	114	47	0	0	0	0	67
Prostitution	432	194	3	2	0	5	228
Prostitution - Assisting/Promoting	59	28	1	0	0	0	30
Purchasing Prostitution	44	4	2	0	0	0	38
Weapon Law Violations	2,729	1,532	14	4	0	13	1,166
Total Group A Arrestees	112,109	42,651	431	135	56	481	68,355

Note: Black/Afric. Amer. = Black or African American, Amer. Indian/AK Nat. = American Indian/Alaskan Native, Nat. HI/Other Pac. Is. = Native Hawaiian/Other Pacific Islander.



Arrestee Age - Male

	Total	Under 18	18 - 24	25 - 34	35 - 44	45 - 54	55 - 64	Over 64	Unknown
Crimes Against Persons									
Murder	264	26	108	61	43	18	5	3	0
Negligent Manslaughter	5	1	3	0	0	0	1	0	0
Kidnapping/Abduction	453	13	137	162	84	46	7	4	0
Forcible Rape	311	58	89	57	50	35	19	3	0
Forcible Sodomy	37	11	7	8	5	5	0	1	0
Sexual Assault w/Object	31	8	6	5	5	5	2	0	0
Forcible Fondling	338	82	53	52	58	46	25	22	0
Incest	7	0	0	3	2	2	0	0	0
Statutory Rape	181	0	121	48	6	5	1	0	0
Aggravated Assault	10,644	847	2,300	3,058	2,042	1,522	658	217	0
Simple Assault	19,298	2,537	3,955	5,459	3,751	2,450	926	220	0
Intimidation	2,378	309	444	639	477	345	133	31	0
Stalking	283	4	45	85	59	55	24	11	0
Commercial Sex Acts	5	0	2	1	2	0	0	0	0
Involuntary Servitude	1	0	0	1	0	0	0	0	0
Crimes Against Property									
Arson	174	49	40	34	24	12	15	0	0
Bribery	9	0	5	1	1	1	1	0	0
Burglary	4,903	786	1,683	1,268	704	367	87	8	0
Counterfeiting/Forgery	1,063	48	262	382	209	113	46	3	0
Destruction/Damage/Vandalism	3,576	886	1,038	855	429	254	90	24	0
Embezzlement	347	10	143	109	54	15	15	1	0
Extortion/Blackmail	15	4	3	6	2	0	0	0	0
Fraud - False Pretenses	912	23	183	306	217	117	54	12	0
Fraud - Credit Card/ATM	442	13	135	173	90	29	2	0	0
Fraud - Impersonation	1,192	39	339	455	230	94	34	1	0
Fraud - Welfare	38	0	1	5	10	11	9	2	0
Fraud - Wire	9	0	1	6	1	1	0	0	0
Motor Vehicle Theft	1,597	232	408	463	311	135	42	6	0
Robbery	1,749	352	799	361	140	83	11	3	0
Stolen Property Offenses	566	52	181	162	101	50	18	2	0
Theft - Pocket-picking	23	8	2	7	1	2	3	0	0
Theft - Purse-snatching	17	2	4	6	2	2	1	0	0
Theft - Shoplifting	12,050	1,491	3,157	3,399	2,015	1,374	509	105	0
Theft From Building	2,056	293	578	599	368	159	54	5	0
Theft From Coin Machine	18	3	4	3	3	3	1	1	0
Theft From Motor Vehicle	1,523	275	563	373	191	95	21	5	0
Theft of Motor Vehicle Parts	244	20	59	81	41	25	15	3	0
Theft - All Other Larceny	3,599	417	916	998	699	416	127	26	0
Crimes Against Society									
Drug/Narcotic Violations	30,787	2,014	10,814	9,198	4,899	2,656	1,033	173	0
Drug/Narcotics Equipment Violations	7,422	413	2,444	2,065	1,156	938	378	28	0
Gambling - Betting/Wagering	107	20	25	17	18	10	12	5	0
Gambling - Operating/Promoting	12	0	2	1	4	3	2	0	0
Gambling Equipment Violations	45	9	13	6	2	8	6	1	0
Gambling - Sports Tampering	0	0	0	0	0	0	0	0	0
Pornography/Obscene Material	114	33	22	16	15	27	0	1	0
Prostitution	432	0	63	149	93	89	30	8	0
Prostitution - Assisting/Promoting	59	0	13	20	18	6	2	0	0
Purchasing Prostitution	44	0	1	17	14	10	0	2	0
Weapon Law Violations	2,729	430	912	718	327	200	99	43	0
Total Group A Arrestees	112,109	11,818	32,083	31,898	18,973	11,839	4,518	980	0



Arrestee Race - Female

	Total	Black/Afric. Amer.	Asian	Amer. Indian/AK Nat.	Nat. HI./Other Pac. Is.	Unknown	White
Crimes Against Persons							
Murder	31	15	0	0	0	0	16
Negligent Manslaughter	1	0	0	0	0	0	1
Kidnapping/Abduction	59	18	0	0	0	0	41
Forcible Rape	5	3	0	0	0	0	2
Forcible Sodomy	3	2	0	0	0	0	1
Sexual Assault w/Object	1	1	0	0	0	0	0
Forcible Fondling	12	4	0	0	0	0	8
Incest	2	0	0	0	0	0	2
Statutory Rape	17	3	0	0	0	0	14
Aggravated Assault	3,840	1,813	16	6	1	6	1,998
Simple Assault	8,493	3,154	42	9	5	12	5,271
Intimidation	816	337	3	0	0	0	476
Stalking	59	26	1	0	0	0	32
Commercial Sex Acts	0	0	0	0	0	0	0
Involuntary Servitude	1	0	0	0	0	0	1
Crimes Against Property							
Arson	50	21	0	0	0	0	29
Bribery	8	3	1	0	0	0	4
Burglary	869	175	2	1	0	5	686
Counterfeiting/Forgery	616	150	1	0	2	7	456
Destruction/Damage/Vandalism	1,092	563	8	3	0	4	514
Embezzlement	384	123	1	1	1	0	258
Extortion/Blackmail	4	0	0	0	0	0	4
Fraud - False Pretenses	653	117	2	0	2	8	524
Fraud - Credit Card/ATM	312	44	0	0	1	0	267
Fraud - Impersonation	587	207	2	0	0	5	373
Fraud - Welfare	74	5	0	0	0	0	69
Fraud - Wire	10	0	0	0	0	0	10
Motor Vehicle Theft	450	100	1	1	1	0	347
Robbery	281	144	0	0	1	0	136
Stolen Property Offenses	178	70	0	0	0	0	108
Theft - Pocket-picking	19	11	0	0	0	1	7
Theft - Purse-snatching	9	2	0	0	0	0	7
Theft - Shoplifting	13,706	4,055	73	10	8	50	9,510
Theft From Building	1,091	174	6	0	0	1	910
Theft From Coin Machine	6	1	0	0	0	0	5
Theft From Motor Vehicle	261	44	2	0	0	1	214
Theft of Motor Vehicle Parts	36	7	0	0	0	0	29
Theft - All Other Larceny	1,237	338	0	1	0	8	890
Crimes Against Society							
Drug/Narcotic Violations	10,210	2,060	29	14	7	41	8,059
Drug/Narcotics Equipment Violations	3,453	669	11	2	3	11	2,757
Gambling - Betting/Wagering	5	0	1	1	0	0	3
Gambling - Operating/Promoting	6	2	0	1	0	0	3
Gambling Equipment Violations	9	8	0	1	0	0	0
Gambling - Sports Tampering	0	0	0	0	0	0	0
Pornography/Obscene Material	23	14	0	0	0	0	9
Prostitution	797	278	10	3	0	0	506
Prostitution - Assisting/Promoting	36	12	8	0	0	0	16
Purchasing Prostitution	0	0	0	0	0	0	0
Weapon Law Violations	264	120	1	0	0	1	142
Total Group A Arrestees	50,076	14,893	221	54	32	161	34,715

Note: Black/Afric. Amer. = Black or African American, Amer. Indian/AK Nat. = American Indian/Alaskan Native, Nat. HI./Other Pac. Is. = Native Hawaiian/Other Pacific Islander.

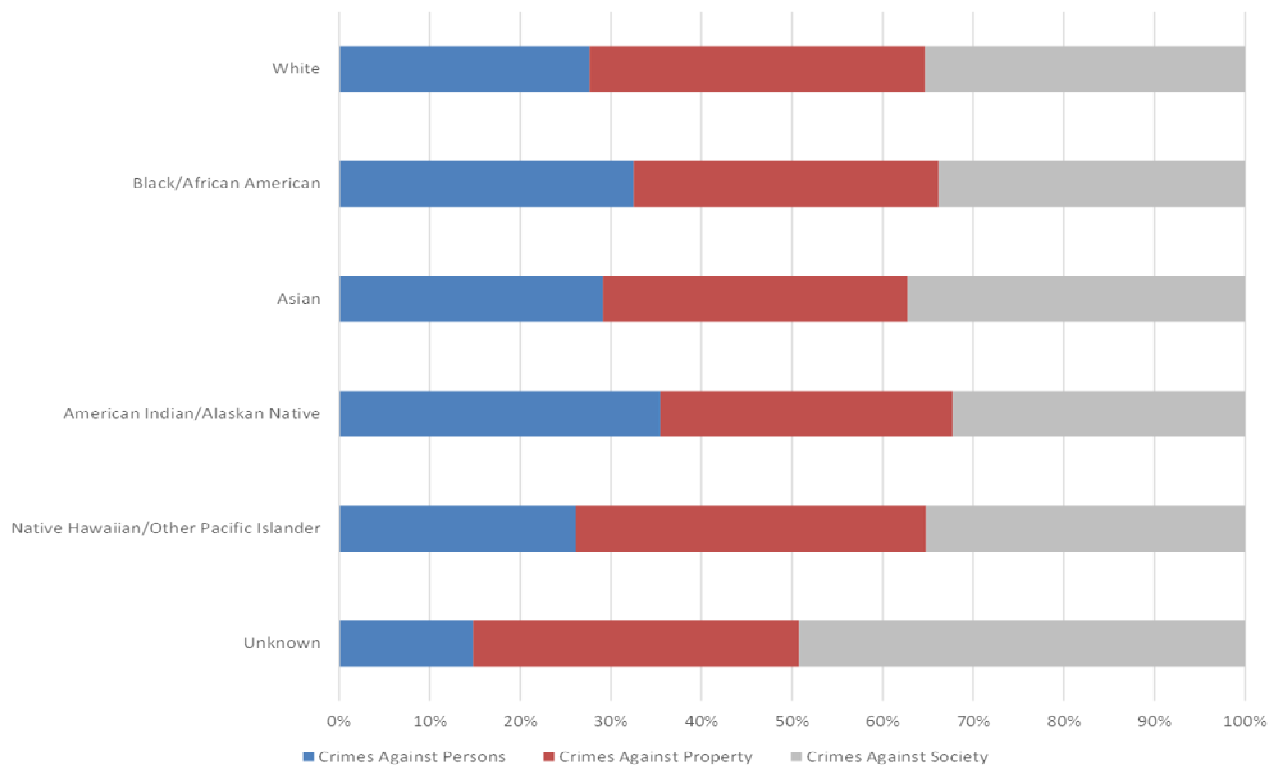


Arrestee Age - Female

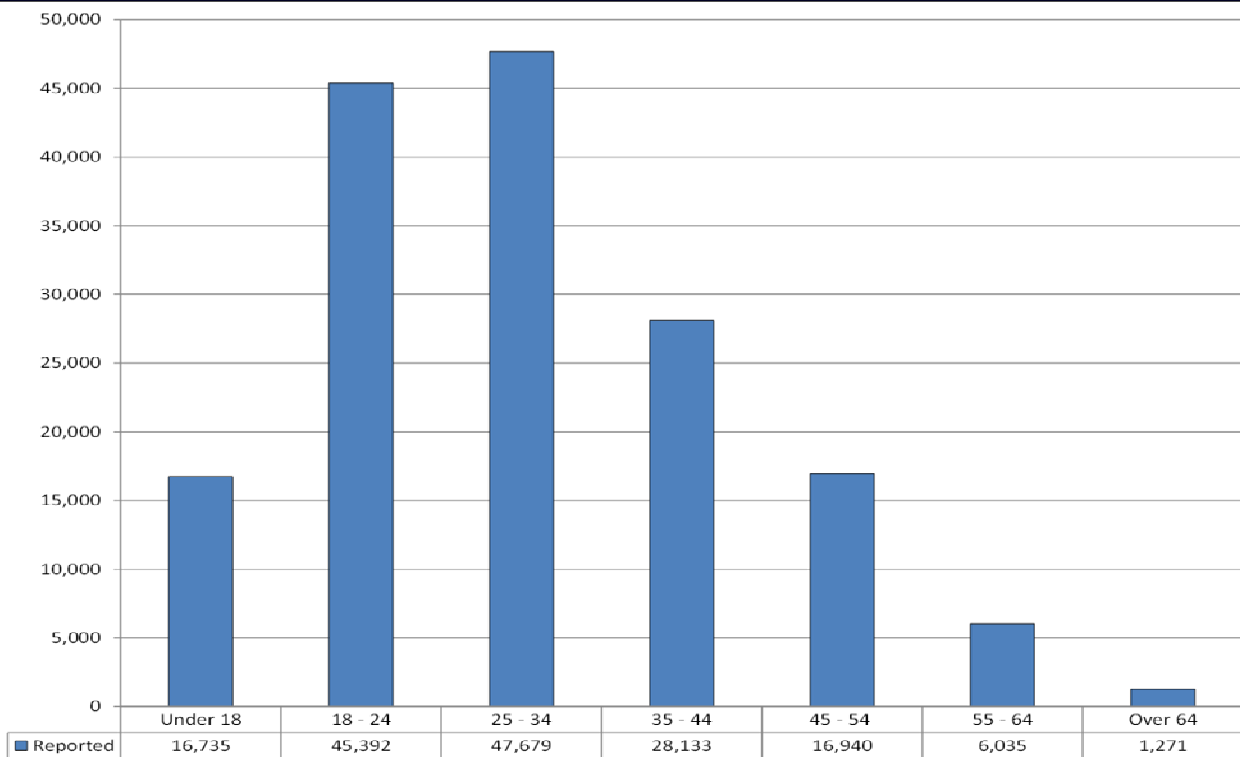
	Total	Under 18	18 - 24	25 - 34	35 - 44	45 - 54	55 - 64	Over 64	Unknown
Crimes Against Persons									
Murder	31	2	4	9	10	6	0	0	0
Negligent Manslaughter	1	0	0	0	1	0	0	0	0
Kidnapping/Abduction	59	4	17	24	8	6	0	0	0
Forcible Rape	5	3	2	0	0	0	0	0	0
Forcible Sodomy	3	0	2	0	1	0	0	0	0
Sexual Assault w/Object	1	0	1	0	0	0	0	0	0
Forcible Fondling	12	4	2	4	0	2	0	0	0
Incest	2	0	0	1	1	0	0	0	0
Statutory Rape	17	1	4	7	5	0	0	0	0
Aggravated Assault	3,840	379	884	1,143	703	503	191	37	0
Simple Assault	8,493	1,601	1,989	2,234	1,414	906	268	81	0
Intimidation	816	149	164	211	134	115	36	7	0
Stalking	59	2	19	16	9	9	4	0	0
Commercial Sex Acts	0	0	0	0	0	0	0	0	0
Involuntary Servitude	1	0	0	1	0	0	0	0	0
Crimes Against Property									
Arson	50	14	9	11	13	1	1	1	0
Bribery	8	0	4	0	2	1	1	0	0
Burglary	869	79	252	298	161	64	13	2	0
Counterfeiting/Forgery	616	8	133	244	135	77	19	0	0
Destruction/Damage/Vandalism	1,092	167	321	320	171	88	20	5	0
Embezzlement	384	7	138	137	59	33	10	0	0
Extortion/Blackmail	4	0	0	2	1	1	0	0	0
Fraud - False Pretenses	653	9	141	219	169	86	23	6	0
Fraud - Credit Card/ATM	312	7	94	134	50	25	1	1	0
Fraud - Impersonation	587	26	145	241	123	42	9	1	0
Fraud - Welfare	74	0	4	30	21	8	9	2	0
Fraud - Wire	10	0	2	3	4	1	0	0	0
Motor Vehicle Theft	450	48	115	174	76	26	10	1	0
Robbery	281	28	106	84	39	21	3	0	0
Stolen Property Offenses	178	16	51	58	34	12	7	0	0
Theft - Pocket-picking	19	9	4	4	2	0	0	0	0
Theft - Purse-snatching	9	3	0	2	4	0	0	0	0
Theft - Shoplifting	13,706	1,533	3,856	4,097	2,385	1,304	441	90	0
Theft From Building	1,091	79	265	407	203	101	29	7	0
Theft From Coin Machine	6	0	1	4	0	1	0	0	0
Theft From Motor Vehicle	261	8	77	105	48	19	2	2	0
Theft of Motor Vehicle Parts	36	1	7	18	7	2	1	0	0
Theft - All Other Larceny	1,237	83	368	398	230	113	38	7	0
Crimes Against Society									
Drug/Narcotic Violations	10,210	482	2,902	3,529	1,966	1,028	273	30	0
Drug/Narcotics Equipment Violations	3,453	89	971	1,229	725	358	79	2	0
Gambling - Betting/Wagering	5	0	0	2	3	0	0	0	0
Gambling - Operating/Promoting	6	0	0	1	2	1	1	1	0
Gambling Equipment Violations	9	0	3	1	0	1	2	2	0
Gambling - Sports Tampering	0	0	0	0	0	0	0	0	0
Pornography/Obscene Material	23	22	1	0	0	0	0	0	0
Prostitution	797	0	186	291	192	116	11	1	0
Prostitution - Assisting/Promoting	36	0	8	14	4	5	4	1	0
Purchasing Prostitution	0	0	0	0	0	0	0	0	0
Weapon Law Violations	264	54	57	74	45	19	11	4	0
Total Group A Arrestees	50,076	4,917	13,309	15,781	9,160	5,101	1,517	291	0



Group A Arrestees by Race and Offense Category



Group A Arrestees by Age Group



Arrestee Sex and Race Juvenile

	Total	Sex		Race						
		Male	Female	Black/Afric. Amer.	Asian	Amer. Indian/AK Nat.	Nat. HI/Other Pac. Is.	Unknown	White	
Crimes Against Persons										
Murder	28	26	2	24	1	0	0	0	0	3
Negligent Manslaughter	1	1	0	1	0	0	0	0	0	0
Kidnapping/Abduction	17	13	4	14	0	0	0	0	0	3
Forcible Rape	61	58	3	31	0	0	0	0	0	30
Forcible Sodomy	11	11	0	3	0	0	0	0	0	8
Sexual Assault w/Object	8	8	0	1	0	0	0	0	0	7
Forcible Fondling	86	82	4	29	0	0	0	3	0	54
Incest	0	0	0	0	0	0	0	0	0	0
Statutory Rape	1	0	1	1	0	0	0	0	0	0
Aggravated Assault	1,226	847	379	731	7	2	0	3	0	483
Simple Assault	4,138	2,537	1,601	2,410	16	7	3	6	0	1,696
Intimidation	458	309	149	237	2	0	0	0	0	219
Stalking	6	4	2	2	0	0	0	0	0	4
Commercial Sex Acts	0	0	0	0	0	0	0	0	0	0
Involuntary Servitude	0	0	0	0	0	0	0	0	0	0
Crimes Against Property										
Arson	63	49	14	20	1	0	0	0	0	42
Bribery	0	0	0	0	0	0	0	0	0	0
Burglary	865	786	79	518	2	0	0	2	0	343
Counterfeiting/Forgery	56	48	8	35	0	0	0	0	0	21
Destruction/Damage/Vandalism	1,053	886	167	496	5	3	1	4	0	544
Embezzlement	17	10	7	8	0	0	0	0	0	9
Extortion/Blackmail	4	4	0	4	0	0	0	0	0	0
Fraud - False Pretenses	32	23	9	13	0	0	0	0	0	19
Fraud - Credit Card/ATM	20	13	7	7	0	0	0	0	0	13
Fraud - Impersonation	65	39	26	31	0	0	0	0	0	34
Fraud - Welfare	0	0	0	0	0	0	0	0	0	0
Fraud - Wire	0	0	0	0	0	0	0	0	0	0
Motor Vehicle Theft	280	232	48	151	0	0	0	1	0	128
Robbery	380	352	28	342	1	0	0	0	0	37
Stolen Property Offenses	68	52	16	49	0	0	0	0	0	19
Theft - Pocket-picking	17	8	9	10	0	0	0	1	0	6
Theft - Purse-snatching	5	2	3	2	0	0	0	0	0	3
Theft - Shoplifting	3,024	1,491	1,533	1,483	27	3	0	24	0	1,487
Theft From Building	372	293	79	180	0	0	0	0	0	192
Theft From Coin Machine	3	3	0	0	0	0	0	0	0	3
Theft From Motor Vehicle	283	275	8	102	1	1	0	0	0	179
Theft of Motor Vehicle Parts	21	20	1	3	0	0	0	0	0	18
Theft - All Other Larceny	500	417	83	274	3	0	0	0	0	223
Crimes Against Society										
Drug/Narcotic Violations	2,496	2,014	482	890	15	3	3	20	0	1,565
Drug/Narcotics Equipment Violation	502	413	89	115	8	1	1	3	0	374
Gambling - Betting/Wagering	20	20	0	19	0	0	0	0	0	1
Gambling - Operating/Promoting	0	0	0	0	0	0	0	0	0	0
Gambling Equipment Violations	9	9	0	9	0	0	0	0	0	0
Gambling - Sports Tampering	0	0	0	0	0	0	0	0	0	0
Pornography/Obscene Material	55	33	22	31	0	0	0	0	0	24
Prostitution	0	0	0	0	0	0	0	0	0	0
Prostitution - Assisting/Promoting	0	0	0	0	0	0	0	0	0	0
Purchasing Prostitution	0	0	0	0	0	0	0	0	0	0
Weapon Law Violations	484	430	54	303	4	1	0	2	0	174
Total Group A Arrestees	16,735	11,818	4,917	8,579	93	21	8	69	0	7,965

Note: Black/Afric. Amer. = Black or African American, Amer. Indian/AK Nat. = American Indian/Alaskan Native, Nat. HI/Other Pac. Is. = Native Hawaiian/Other Pacific Islander.



Arrestee Sex and Race - Juvenile Arrestee

Disposition - Handled Within Department

	Total	Sex		Race						
		Male	Female	Black/Afric. Amer.	Asian	Amer. Indian/AK Nat.	Nat. HI/Other Pac. Is.	Unknown	White	
Crimes Against Persons										
Murder	0	0	0	0	0	0	0	0	0	0
Negligent Manslaughter	0	0	0	0	0	0	0	0	0	0
Kidnapping/Abduction	2	2	0	1	0	0	0	0	0	1
Forcible Rape	6	6	0	4	0	0	0	0	0	2
Forcible Sodomy	3	3	0	1	0	0	0	0	0	2
Sexual Assault w/Object	0	0	0	0	0	0	0	0	0	0
Forcible Fondling	16	16	0	5	0	0	0	0	1	10
Incest	0	0	0	0	0	0	0	0	0	0
Statutory Rape	1	0	1	1	0	0	0	0	0	0
Aggravated Assault	130	103	27	76	2	0	0	0	1	51
Simple Assault	1,171	707	464	880	3	0	1	1	1	286
Intimidation	58	35	23	20	0	0	0	0	0	38
Stalking	0	0	0	0	0	0	0	0	0	0
Commercial Sex Acts	0	0	0	0	0	0	0	0	0	0
Involuntary Servitude	0	0	0	0	0	0	0	0	0	0
Crimes Against Property										
Arson	12	10	2	4	1	0	0	0	0	7
Bribery	0	0	0	0	0	0	0	0	0	0
Burglary	116	100	16	50	0	0	0	0	1	65
Counterfeiting/Forgery	9	9	0	3	0	0	0	0	0	6
Destruction/Damage/Vandalism	291	245	46	173	2	1	0	0	0	115
Embezzlement	3	1	2	2	0	0	0	0	0	1
Extortion/Blackmail	2	2	0	2	0	0	0	0	0	0
Fraud - False Pretenses	6	5	1	2	0	0	0	0	0	4
Fraud - Credit Card/ATM	4	3	1	1	0	0	0	0	0	3
Fraud - Impersonation	13	10	3	7	0	0	0	0	0	6
Fraud - Welfare	0	0	0	0	0	0	0	0	0	0
Fraud - Wire	0	0	0	0	0	0	0	0	0	0
Motor Vehicle Theft	35	25	10	11	0	0	0	0	1	23
Robbery	16	13	3	10	0	0	0	0	0	6
Stolen Property Offenses	22	16	6	20	0	0	0	0	0	2
Theft - Pocket-picking	12	4	8	10	0	0	0	0	1	1
Theft - Purse-snatching	2	0	2	1	0	0	0	0	0	1
Theft - Shoplifting	1,271	616	655	699	10	2	0	15	545	
Theft From Building	72	60	12	35	0	0	0	0	0	37
Theft From Coin Machine	3	3	0	0	0	0	0	0	0	3
Theft From Motor Vehicle	57	57	0	11	0	0	0	0	0	46
Theft of Motor Vehicle Parts	5	5	0	0	0	0	0	0	0	5
Theft - All Other Larceny	143	118	25	88	1	0	0	0	0	54
Crimes Against Society										
Drug/Narcotic Violations	793	639	154	350	5	0	1	10	427	
Drug/Narcotics Equipment Violations	191	155	36	50	1	0	0	0	140	
Gambling - Betting/Wagering	10	10	0	10	0	0	0	0	0	
Gambling - Operating/Promoting	0	0	0	0	0	0	0	0	0	
Gambling Equipment Violations	4	4	0	4	0	0	0	0	0	
Gambling - Sports Tampering	0	0	0	0	0	0	0	0	0	
Pornography/Obscene Material	26	12	14	26	0	0	0	0	0	
Prostitution	0	0	0	0	0	0	0	0	0	
Prostitution - Assisting/Promoting	0	0	0	0	0	0	0	0	0	
Purchasing Prostitution	0	0	0	0	0	0	0	0	0	
Weapon Law Violations	86	77	9	43	0	0	0	1	42	
Total Group A Arrestees	4,591	3,071	1,520	2,600	25	3	2	32	1,929	

Note: Black/Afric. Amer. = Black or African American, Amer. Indian/AK Nat. = American Indian/Alaskan Native, Nat. HI/Other Pac. Is. = Native Hawaiian/Other Pacific Islander.



Arrestee Sex and Race - Juvenile Arrestee

Disposition - Referred to Other Authorities

	Total	Sex		Race						
		Male	Female	Black/Afric. Amer.	Asian	Amer. Indian/AK Nat.	Nat. HI/Other Pac. Is.	Unknown	White	
Crimes Against Persons										
Murder	28	26	2	24	1	0	0	0	0	3
Negligent Manslaughter	1	1	0	1	0	0	0	0	0	0
Kidnapping/Abduction	15	11	4	13	0	0	0	0	0	2
Forcible Rape	55	52	3	27	0	0	0	0	0	28
Forcible Sodomy	8	8	0	2	0	0	0	0	0	6
Sexual Assault w/Object	8	8	0	1	0	0	0	0	0	7
Forcible Fondling	70	66	4	24	0	0	0	2	0	44
Incest	0	0	0	0	0	0	0	0	0	0
Statutory Rape	0	0	0	0	0	0	0	0	0	0
Aggravated Assault	1,096	744	352	655	5	2	0	2	0	432
Simple Assault	2,967	1,830	1,137	1,530	13	7	2	5	0	1,410
Intimidation	400	274	126	217	2	0	0	0	0	181
Stalking	6	4	2	2	0	0	0	0	0	4
Commercial Sex Acts	0	0	0	0	0	0	0	0	0	0
Involuntary Servitude	0	0	0	0	0	0	0	0	0	0
Crimes Against Property										
Arson	51	39	12	16	0	0	0	0	0	35
Bribery	0	0	0	0	0	0	0	0	0	0
Burglary	749	686	63	468	2	0	0	1	0	278
Counterfeiting/Forgery	47	39	8	32	0	0	0	0	0	15
Destruction/Damage/Vandalism	762	641	121	323	3	2	1	4	0	429
Embezzlement	14	9	5	6	0	0	0	0	0	8
Extortion/Blackmail	2	2	0	2	0	0	0	0	0	0
Fraud - False Pretenses	26	18	8	11	0	0	0	0	0	15
Fraud - Credit Card/ATM	16	10	6	6	0	0	0	0	0	10
Fraud - Impersonation	52	29	23	24	0	0	0	0	0	28
Fraud - Welfare	0	0	0	0	0	0	0	0	0	0
Fraud - Wire	0	0	0	0	0	0	0	0	0	0
Motor Vehicle Theft	245	207	38	140	0	0	0	0	0	105
Robbery	364	339	25	332	1	0	0	0	0	31
Stolen Property Offenses	46	36	10	29	0	0	0	0	0	17
Theft - Pocket-picking	5	4	1	0	0	0	0	0	0	5
Theft - Purse-snatching	3	2	1	1	0	0	0	0	0	2
Theft - Shoplifting	1,753	875	878	784	17	1	0	9	0	942
Theft From Building	300	233	67	145	0	0	0	0	0	155
Theft From Coin Machine	0	0	0	0	0	0	0	0	0	0
Theft From Motor Vehicle	226	218	8	91	1	1	0	0	0	133
Theft of Motor Vehicle Parts	16	15	1	3	0	0	0	0	0	13
Theft - All Other Larceny	357	299	58	186	2	0	0	0	0	169
Crimes Against Society										
Drug/Narcotic Violations	1,703	1,375	328	540	10	3	2	10	0	1,138
Drug/Narcotics Equipment Violations	311	258	53	65	7	1	1	3	0	234
Gambling - Betting/Wagering	10	10	0	9	0	0	0	0	0	1
Gambling - Operating/Promoting	0	0	0	0	0	0	0	0	0	0
Gambling Equipment Violations	5	5	0	5	0	0	0	0	0	0
Gambling - Sports Tampering	0	0	0	0	0	0	0	0	0	0
Pornography/Obscene Material	29	21	8	5	0	0	0	0	0	24
Prostitution	0	0	0	0	0	0	0	0	0	0
Prostitution - Assisting/Promoting	0	0	0	0	0	0	0	0	0	0
Purchasing Prostitution	0	0	0	0	0	0	0	0	0	0
Weapon Law Violations	398	353	45	260	4	1	0	1	0	132
Total Group A Arrestees	12,144	8,747	3,397	5,979	68	18	6	37	0	6,036

Note: Black/Afric. Amer. = Black or African American, Amer. Indian/AK Nat. = American Indian/Alaskan Native, Nat. HI/Other Pac. Is. = Native Hawaiian/Other Pacific Islander.



Type of Group A Arrest

	Total	On View	Taken into Custody	Summoned/Cited
Crimes Against Persons				
Murder	295	146	148	1
Negligent Manslaughter	6	2	4	0
Kidnapping/Abduction	512	285	221	6
Forcible Rape	316	105	182	29
Forcible Sodomy	40	12	25	3
Sexual Assault w/Object	32	12	15	5
Forcible Fondling	350	131	166	53
Incest	9	0	9	0
Statutory Rape	198	66	130	2
Aggravated Assault	14,484	10,255	3,787	442
Simple Assault	27,791	15,539	9,532	2,720
Intimidation	3,194	2,134	665	395
Stalking	342	132	173	37
Commercial Sex Acts	5	2	3	0
Involuntary Servitude	2	1	1	0
Crimes Against Property				
Arson	224	99	101	24
Bribery	17	9	8	0
Burglary	5,772	2,199	3,323	250
Counterfeiting/Forgery	1,679	761	820	98
Destruction/Damage/Vandalism	4,668	2,485	1,179	1,004
Embezzlement	731	197	328	206
Extortion/Blackmail	19	4	13	2
Fraud - False Pretenses	1,565	504	680	381
Fraud - Credit Card/ATM	754	167	521	66
Fraud - Impersonation	1,779	1,224	426	129
Fraud - Welfare	112	17	95	0
Fraud - Wire	19	2	17	0
Motor Vehicle Theft	2,047	773	1,161	113
Robbery	2,030	902	1,095	33
Stolen Property Offenses	744	442	203	99
Theft - Pocket-picking	42	5	12	25
Theft - Purse-snatching	26	7	15	4
Theft - Shoplifting	25,756	9,225	3,493	13,038
Theft From Building	3,147	745	1,882	520
Theft From Coin Machine	24	11	11	2
Theft From Motor Vehicle	1,784	736	926	122
Theft of Motor Vehicle Parts	280	98	139	43
Theft - All Other Larceny	4,836	2,078	1,937	821
Crimes Against Society				
Drug/Narcotic Violations	40,997	20,859	5,808	14,330
Drug/Narcotics Equipment Violations	10,875	4,441	589	5,845
Gambling - Betting/Wagering	112	25	4	83
Gambling - Operating/Promoting	18	9	3	6
Gambling Equipment Violations	54	19	2	33
Gambling - Sports Tampering	0	0	0	0
Pornography/Obscene Material	137	42	45	50
Prostitution	1,229	226	304	699
Prostitution - Assisting/Promoting	95	59	12	24
Purchasing Prostitution	44	33	6	5
Weapon Law Violations	2,993	1,698	695	600
Total Group A Arrests	162,185	78,923	40,914	42,348



Group B Arrestee Sex and Race

	Total	Sex		Race					
		Male	Female	Black/Afric. Amer.	Asian	Amer. Indian/AK Nat.	Nat. HI/Other Pac. Is.	Unknown	White
Curfew/Loitering/Vagrancy	1,554	1,075	479	765	13	0	1	14	761
Bad Checks	2,285	1,033	1,252	375	2	2	0	11	1,895
Disorderly Conduct	8,559	5,940	2,619	4,683	23	13	10	31	3,799
Driving Under The Influence	26,810	19,901	6,909	3,372	152	47	14	387	22,838
Drunkenness	17,502	14,218	3,284	2,669	63	47	11	97	14,615
Family Offenses (Nonviolent)	3,521	2,592	929	1,004	11	4	0	12	2,490
Liquor Law Violations	7,084	5,139	1,945	1,808	102	18	10	213	4,933
Peeping Tom	21	21	0	6	0	0	0	0	15
Trespass of Real Property	8,930	7,260	1,670	5,137	22	17	2	38	3,714
All Other Offenses	122,539	86,443	36,096	36,658	280	120	48	437	84,996
Total Group B Arrestees	198,805	143,622	55,183	56,477	668	268	96	1,240	140,056

Group B Arrestee Age

	Under 18	18 - 24	25 - 34	35 - 44	45 - 54	55 - 64	Over 64	Unknown
Curfew/Loitering/Vagrancy	1,546	3	2	0	1	2	0	0
Bad Checks	2	196	635	696	417	237	102	0
Disorderly Conduct	2,340	1,714	1,674	1,102	1,090	542	96	1
Driving Under The Influence	174	5,195	7,840	5,779	4,936	2,307	579	0
Drunkenness	196	2,778	4,138	3,801	4,268	2,055	249	17
Family Offenses (Nonviolent)	74	389	1,474	1,100	387	84	13	0
Liquor Law Violations	933	3,372	812	731	728	425	83	0
Peeping Tom	1	3	8	0	6	3	0	0
Trespass of Real Property	856	2,283	1,860	1,454	1,518	829	126	4
All Other Offenses	3,530	29,106	44,851	25,866	13,995	4,423	768	0
Total Group B Arrestees	9,652	45,039	63,294	40,529	27,346	10,907	2,016	22

NOTE: 22 Group B Arrestees were reported with Unknown ages.

Note: Black/Afric. Amer. = Black or African American, Amer. Indian/AK Nat. = American Indian/Alaskan Native, Nat. HI/Other Pac. Is. = Native Hawaiian/Other Pacific Islander.

Note: Effective with the April 2013 data submissions, the TIBRS program discontinued collecting of data for the Group B arrest offense of Runaway.



Group B Arrestee Sex and Race - Juvenile

	Total	Sex		Race					
		Male	Female	Black/Afric. Amer.	Asian	Amer. Indian/AK Nat.	Nat. HI/Other Pac. Is.	Unknown	White
Curfew/Loitering/Vagrancy	1,546	1,067	479	762	13	0	1	14	756
Bad Checks	2	2	0	0	0	0	0	0	2
Disorderly Conduct	2,340	1,453	887	1,604	6	2	4	11	713
Driving Under The Influence	174	138	36	10	1	0	0	3	160
Drunkenness	196	148	48	20	0	1	0	1	174
Family Offenses (Nonviolent)	74	36	38	14	0	0	0	0	60
Liquor Law Violations	933	601	332	78	6	1	0	10	838
Peeping Tom	1	1	0	1	0	0	0	0	0
Trespass of Real Property	856	689	167	616	4	0	0	7	229
All Other Offenses	3,530	2,444	1,086	1,120	13	2	2	26	2,367
Total Group B Arrestees	9,652	6,579	3,073	4,225	43	6	7	72	5,299

Group B Arrestee Juvenile Disposition by Sex

	Total	Male	Female	Handled in Department		Referred to Other Agency	
				Male	Female	Male	Female
				Curfew/Loitering/Vagrancy	1,546	1,067	479
Bad Checks	2	2	0	1	0	1	0
Disorderly Conduct	2,340	1,453	887	459	269	994	618
Driving Under The Influence	174	138	36	58	17	80	19
Drunkenness	196	148	48	33	15	115	33
Family Offenses (Nonviolent)	74	36	38	3	4	33	34
Liquor Law Violations	933	601	332	139	86	462	246
Peeping Tom	1	1	0	0	0	1	0
Trespass of Real Property	856	689	167	360	72	329	95
All Other Offenses	3,530	2,444	1,086	588	203	1,856	883
Total Group B Arrestees	9,652	6,579	3,073	2,106	868	4,473	2,205

Note: Black/Afric. Amer. = Black or African American, Amer. Indian/AK Nat. = American Indian/Alaskan Native, Nat. HI/Other Pac. Is. = Native Hawaiian/Other Pacific Islander.

Note: Effective with the April 2013 data submissions, the TIBRS program discontinued collecting of data for the Group B arrest offense of Runaway.



Group B Arrestee Race - Male

	Total	Black/Afric. Amer.	Asian	Amer. Indian/AK Nat.	Nat. HI/Other Pac. Is.	Unknown	White
Curfew/Loitering/Vagrancy	1,075	567	6	0	1	11	490
Bad Checks	1,033	177	2	1	0	5	848
Disorderly Conduct	5,940	3,252	18	7	5	20	2,638
Driving Under The Influence	19,901	2,705	131	41	13	350	16,661
Drunkenness	14,218	2,348	56	40	9	85	11,680
Family Offenses (Nonviolent)	2,592	841	5	4	0	9	1,733
Liquor Law Violations	5,139	1,476	69	15	5	162	3,412
Peeping Tom	21	6	0	0	0	0	15
Trespass of Real Property	7,260	4,429	14	13	1	33	2,770
All Other Offenses	86,443	27,687	203	87	29	318	58,119
Total Group B Arrestees	143,622	43,488	504	208	63	993	98,366

Group B Arrestee Age - Male

	Under 18	18 - 24	25 - 34	35 - 44	45 - 54	55 - 64	Over 64	Unknown
Curfew/Loitering/Vagrancy	1,067	3	2	0	1	2	0	0
Bad Checks	2	81	269	266	225	138	52	0
Disorderly Conduct	1,453	1,202	1,123	783	840	455	83	1
Driving Under The Influence	138	3,917	5,825	4,133	3,582	1,812	494	0
Drunkenness	148	2,266	3,239	2,991	3,504	1,838	215	17
Family Offenses (Nonviolent)	36	268	1,016	850	338	74	10	0
Liquor Law Violations	601	2,404	572	537	588	364	73	0
Peeping Tom	1	3	8	0	6	3	0	0
Trespass of Real Property	689	1,857	1,467	1,147	1,247	738	111	4
All Other Offenses	2,444	20,896	30,181	18,094	10,591	3,597	640	0
Total Group B Arrestees	6,579	32,897	43,702	28,801	20,922	9,021	1,678	22

Note: Black/Afric. Amer. = Black or African American, Amer. Indian/AK Nat. = American Indian/Alaskan Native, Nat. HI/Other Pac. Is. = Native Hawaiian/Other Pacific Islander.

Note: Effective with the April 2013 data submissions, the TIBRS program discontinued collecting of data for the Group B arrest offense of Runaway.



Group B Arrestee Race - Female

	Total	Black/Afric. Amer.	Asian	Amer. Indian/AK Nat.	Nat. HI./Other Pac. Is.	Unknown	White
Curfew/Loitering/Vagrancy	479	198	7	0	0	3	271
Bad Checks	1,252	198	0	1	0	6	1,047
Disorderly Conduct	2,619	1,431	5	6	5	11	1,161
Driving Under The Influence	6,909	667	21	6	1	37	6,177
Drunkenness	3,284	321	7	7	2	12	2,935
Family Offenses (Nonviolent)	929	163	6	0	0	3	757
Liquor Law Violations	1,945	332	33	3	5	51	1,521
Peeping Tom	0	0	0	0	0	0	0
Trespass of Real Property	1,670	708	8	4	1	5	944
All Other Offenses	36,096	8,971	77	33	19	119	26,877
Total Group B Arrests	55,183	12,989	164	60	33	247	41,690

Group B Arrestee Age - Female

	Under 18	18 - 24	25 - 34	35 - 44	45 - 54	55 - 64	Over 64	Unknown
Curfew/Loitering/Vagrancy	479	0	0	0	0	0	0	0
Bad Checks	0	115	366	430	192	99	50	0
Disorderly Conduct	887	512	551	319	250	87	13	0
Driving Under The Influence	36	1,278	2,015	1,646	1,354	495	85	0
Drunkenness	48	512	899	810	764	217	34	0
Family Offenses (Nonviolent)	38	121	458	250	49	10	3	0
Liquor Law Violations	332	968	240	194	140	61	10	0
Peeping Tom	0	0	0	0	0	0	0	0
Trespass of Real Property	167	426	393	307	271	91	15	0
All Other Offenses	1,086	8,210	14,670	7,772	3,404	826	128	0
Total Group B Arrests	3,073	12,142	19,592	11,728	6,424	1,886	338	0

Note: Black/Afric. Amer. = Black or African American, Amer. Indian/AK Nat. = American Indian/Alaskan Native, Nat. HI./Other Pac. Is. = Native Hawaiian/Other Pacific Islander.

Note: Effective with the April 2013 data submissions, the TIBRS program discontinued collecting of data for the Group B arrest offense of Runaway.



STATEWIDE VICTIMS



CRIME IN 2014 TENNESSEE



Victim Sex and Race

	Total	Sex			Race					
		Male	Female	Unknown	Black/Afric. Amer.	Asian	Amer. Indian/AK Nat.	Nat. HI/Other Pac. Is.	Unknown	White
Crimes Against Persons										
Murder	375	297	78	0	225	2	0	0	1	147
Negligent Manslaughter	4	2	2	0	2	0	0	0	0	2
Kidnapping/Abduction	1,209	378	828	3	502	3	2	0	17	685
Forcible Rape	1,885	24	1,861	0	584	7	1	0	33	1,260
Forcible Sodomy	444	257	187	0	198	2	0	0	4	240
Sexual Assault w/Object	245	28	217	0	78	0	0	0	4	163
Forcible Fondling	2,277	341	1,924	12	671	12	3	2	47	1,542
Incest	20	2	18	0	3	0	0	0	0	17
Statutory Rape	497	41	456	0	117	5	1	0	8	366
Aggravated Assault	29,791	16,083	13,587	121	14,320	99	38	7	349	14,978
Simple Assault	84,026	31,751	52,152	123	35,075	380	131	34	606	47,800
Intimidation	26,919	9,507	17,331	81	11,021	150	57	11	257	15,423
Stalking	1,521	250	1,264	7	550	14	0	3	23	931
Commercial Sex Acts	36	1	34	1	17	0	0	0	2	17
Involuntary Servitude	4	0	4	0	3	0	0	0	0	1
Crimes Against Property										
Arson	1,058	513	453	92	392	5	2	0	100	559
Bribery	25	18	6	1	3	0	0	0	1	21
Burglary	44,318	22,979	21,155	184	13,071	290	60	18	624	30,255
Counterfeiting/Forgery	3,404	1,620	1,699	85	549	41	8	2	196	2,608
Destruction/Damage/Vandalism	45,032	20,492	24,310	230	17,264	319	61	14	642	26,732
Embezzlement	202	142	59	1	26	2	1	0	7	166
Extortion/Blackmail	135	74	60	1	25	3	1	0	3	103
Fraud - False Pretenses	5,200	2,367	2,785	48	1,082	101	19	2	128	3,868
Fraud - Credit Card/ATM	5,380	2,086	3,248	46	1,253	38	4	2	88	3,995
Fraud - Impersonation	5,449	2,654	2,637	158	1,644	51	8	3	369	3,374
Fraud - Welfare	17	5	12	0	5	0	0	0	1	11
Fraud - Wire	625	263	337	25	67	8	0	0	35	515
Motor Vehicle Theft	11,468	7,122	4,296	50	3,472	60	15	8	204	7,709
Robbery	9,240	6,112	3,120	8	4,464	161	34	17	174	4,390
Stolen Property Offenses	563	312	173	78	56	3	0	0	136	368
Theft - Pocket-picking	498	290	206	2	152	5	1	0	8	332
Theft - Purse-snatching	270	47	223	0	111	3	0	0	5	151
Theft - Shoplifting	118	57	51	10	16	6	4	0	15	77
Theft From Building	29,643	12,736	16,773	134	6,760	237	39	14	465	22,128
Theft From Coin Machine	31	26	4	1	1	0	0	0	1	29
Theft From Motor Vehicle	29,521	15,188	14,238	95	6,166	256	47	12	411	22,629
Theft of Motor Vehicle Parts	10,241	5,953	4,247	41	3,896	95	6	5	188	6,051
Theft - All Other Larceny	27,422	15,683	11,568	171	5,130	171	34	10	446	21,631
Total Individual Victims	379,113	175,701	201,603	1,809	128,971	2,529	577	164	5,598	241,274

Note: Black/Afric. Amer. = Black or African American, Amer. Indian/AK Nat. = American Indian/Alaskan Native, Nat. HI/Other Pac. Is. = Native Hawaiian/Other Pacific Islander.



Victim Age

	Total	Under 18	18 - 24	25 - 34	35 - 44	45 - 54	55 - 64	Over 64	Unknown
Crimes Against Persons									
Murder	375	26	98	86	65	43	34	23	0
Negligent Manslaughter	4	3	0	1	0	0	0	0	0
Kidnaping/Abduction	1,209	411	237	297	136	73	30	19	6
Forcible Rape	1,885	722	466	352	179	96	37	21	12
Forcible Sodomy	444	278	58	59	30	11	4	3	1
Sexual Assault w/Object	245	143	43	22	23	8	2	3	1
Forcible Fondling	2,277	1,600	242	196	108	77	25	18	11
Incest	20	18	0	0	1	0	1	0	0
Statutory Rape	497	497	0	0	0	0	0	0	0
Aggravated Assault	29,791	4,217	6,610	7,754	5,139	3,660	1,604	624	183
Simple Assault	84,026	12,195	18,556	22,225	14,471	9,966	4,627	1,676	310
Intimidation	26,919	2,092	4,904	7,256	5,398	4,150	2,039	951	129
Stalking	1,521	77	355	520	274	186	64	32	13
Commercial Sex Acts	36	27	5	1	2	0	0	0	1
Involuntary Servitude	4	3	0	1	0	0	0	0	0
Crimes Against Property									
Arson	1,058	55	96	239	181	194	154	106	33
Bribery	25	1	2	10	6	3	1	0	2
Burglary	44,318	463	5,609	9,764	8,271	7,871	6,414	5,633	293
Counterfeiting/Forgery	3,404	25	276	429	452	566	645	848	163
Destruction/Damage/Vandalism	45,032	497	7,139	10,260	8,621	7,753	5,800	4,512	450
Embezzlement	202	0	9	29	53	36	32	40	3
Extortion/Blackmail	135	9	30	29	20	22	17	7	1
Fraud - False Pretenses	5,200	75	659	909	816	825	763	1,093	60
Fraud - Credit Card/ATM	5,380	41	722	1,077	816	838	901	941	44
Fraud - Impersonation	5,449	82	898	1,269	938	735	691	587	249
Fraud - Welfare	17	1	4	5	2	3	0	2	0
Fraud - Wire	625	7	49	89	97	120	97	137	29
Motor Vehicle Theft	11,468	51	1,420	2,761	2,388	2,124	1,504	1,121	99
Robbery	9,240	767	2,344	2,477	1,432	1,164	714	317	25
Stolen Property Offenses	563	7	43	114	105	66	63	46	119
Theft - Pocket-picking	498	64	78	91	75	71	53	61	5
Theft - Purse-snatching	270	14	58	64	30	35	35	32	2
Theft - Shoplifting	118	1	20	17	24	21	10	9	16
Theft From Building	29,643	1,616	4,540	5,647	4,662	5,012	4,008	3,941	217
Theft From Coin Machine	31	0	2	3	2	6	7	10	1
Theft From Motor Vehicle	29,521	548	5,523	8,100	5,851	4,667	2,941	1,737	154
Theft of Motor Vehicle Parts	10,241	53	1,605	2,621	2,005	1,757	1,214	866	120
Theft - All Other Larceny	27,422	691	2,991	4,807	4,852	5,311	4,432	4,019	319
Total Individual Victims	379,113	27,377	65,691	89,581	67,525	57,470	38,963	29,435	3,071



Victim Age - Male

	Total	Under 18	18 - 24	25 - 34	35 - 44	45 - 54	55 - 64	Over 64	Unknown
Crimes Against Persons									
Murder	297	15	86	74	48	30	29	15	0
Negligent Manslaughter	2	1	0	1	0	0	0	0	0
Kidnaping/Abduction	378	191	44	60	42	15	14	10	2
Forcible Rape	24	17	3	1	2	0	0	1	0
Forcible Sodomy	257	186	29	27	8	4	1	1	1
Sexual Assault w/Object	28	21	2	2	3	0	0	0	0
Forcible Fondling	341	282	28	15	5	5	5	1	0
Incest	2	2	0	0	0	0	0	0	0
Statutory Rape	41	41	0	0	0	0	0	0	0
Aggravated Assault	16,083	2,480	3,392	3,966	2,655	2,153	995	360	82
Simple Assault	31,751	6,210	5,552	7,266	5,242	4,258	2,295	787	141
Intimidation	9,507	863	1,405	2,195	1,912	1,725	951	422	34
Stalking	250	12	30	83	51	44	21	5	4
Commercial Sex Acts	1	1	0	0	0	0	0	0	0
Involuntary Servitude	0	0	0	0	0	0	0	0	0
Crimes Against Property									
Arson	513	26	44	75	83	113	92	69	11
Bribery	18	1	2	5	5	3	1	0	1
Burglary	22,979	263	2,597	4,408	4,252	4,385	3,697	3,247	130
Counterfeiting/Forgery	1,620	14	135	204	217	299	298	391	62
Destruction/Damage/Vandalism	20,492	235	2,590	3,961	3,893	3,917	3,149	2,525	222
Embezzlement	142	0	5	20	43	27	21	23	3
Extortion/Blackmail	74	5	15	17	10	12	10	5	0
Fraud - False Pretenses	2,367	43	275	426	367	425	363	454	14
Fraud - Credit Card/ATM	2,086	9	265	352	328	329	407	387	9
Fraud - Impersonation	2,654	45	448	652	468	367	311	277	86
Fraud - Welfare	5	0	0	2	0	3	0	0	0
Fraud - Wire	263	2	26	36	34	57	40	67	1
Motor Vehicle Theft	7,122	39	844	1,583	1,452	1,387	1,014	758	45
Robbery	6,112	570	1,520	1,601	931	781	483	210	16
Stolen Property Offenses	312	4	24	71	65	42	40	26	40
Theft - Pocket-picking	290	28	40	63	41	45	33	38	2
Theft - Purse-snatching	47	9	9	3	4	6	11	4	1
Theft - Shoplifting	57	1	11	7	12	14	3	7	2
Theft From Building	12,736	803	1,736	2,165	1,866	2,279	1,953	1,847	87
Theft From Coin Machine	26	0	1	2	2	5	7	9	0
Theft From Motor Vehicle	15,188	223	2,309	3,924	3,164	2,699	1,749	1,043	77
Theft of Motor Vehicle Parts	5,953	41	887	1,446	1,192	1,048	718	556	65
Theft - All Other Larceny	15,683	466	1,408	2,343	2,698	3,237	2,852	2,511	168
Total Individual Victims	175,701	13,149	25,762	37,056	31,095	29,714	21,563	16,056	1,306



Victim Race - Male

	Total	Black/Afric. Amer.	Asian	Amer. Indian/AK Nat.	Nat. HI/Other Pac. Is.	Unknown	White
Crimes Against Persons							
Murder	297	197	1	0	0	1	98
Negligent Manslaughter	2	1	0	0	0	0	1
Kidnapping/Abduction	378	192	1	0	0	8	177
Forcible Rape	24	7	0	0	0	1	16
Forcible Sodomy	257	102	0	0	0	4	151
Sexual Assault w/Object	28	11	0	0	0	0	17
Forcible Fondling	341	105	1	0	0	4	231
Incest	2	0	0	0	0	0	2
Statutory Rape	41	11	0	0	0	1	29
Aggravated Assault	16,083	7,717	57	20	2	159	8,128
Simple Assault	31,751	11,694	166	59	10	245	19,577
Intimidation	9,507	3,355	69	20	5	104	5,954
Stalking	250	92	0	0	0	5	153
Commercial Sex Acts	1	0	0	0	0	0	1
Involuntary Servitude	0	0	0	0	0	0	0
Crimes Against Property							
Arson	513	175	4	1	0	7	326
Bribery	18	2	0	0	0	0	16
Burglary	22,979	5,232	171	39	9	326	17,202
Counterfeiting/Forgery	1,620	268	25	8	1	70	1,248
Destruction/Damage/Vandalism	20,492	6,099	197	42	7	287	13,860
Embezzlement	142	16	2	1	0	6	117
Extortion/Blackmail	74	13	3	1	0	0	57
Fraud - False Pretenses	2,367	416	62	12	1	62	1,814
Fraud - Credit Card/ATM	2,086	461	20	1	0	22	1,582
Fraud - Impersonation	2,654	803	28	6	2	126	1,689
Fraud - Welfare	5	2	0	0	0	0	3
Fraud - Wire	263	24	7	0	0	5	227
Motor Vehicle Theft	7,122	1,890	37	6	6	123	5,060
Robbery	6,112	3,005	113	24	12	129	2,829
Stolen Property Offenses	312	28	1	0	0	36	247
Theft - Pocket-picking	290	90	1	1	0	3	195
Theft - Purse-snatching	47	18	1	0	0	1	27
Theft - Shoplifting	57	7	5	4	0	5	36
Theft From Building	12,736	2,614	105	17	7	215	9,778
Theft From Coin Machine	26	1	0	0	0	0	25
Theft From Motor Vehicle	15,188	2,656	128	30	7	214	12,153
Theft of Motor Vehicle Parts	5,953	1,878	68	5	5	118	3,879
Theft - All Other Larceny	15,683	2,400	89	17	6	205	12,966
Total Individual Victims	175,701	51,582	1,362	314	80	2,492	119,871

Note: Black/Afric. Amer. = Black or African American, Amer. Indian/AK Nat. = American Indian/Alaskan Native, Nat. HI/Other Pac. Is. = Native Hawaiian/Other Pacific Islander.



Victim Age - Female

	Total	Under 18	18 - 24	25 - 34	35 - 44	45 - 54	55 - 64	Over 64	Unknown
Crimes Against Persons									
Murder	78	11	12	12	17	13	5	8	0
Negligent Manslaughter	2	2	0	0	0	0	0	0	0
Kidnaping/Abduction	828	220	193	237	93	58	16	9	2
Forcible Rape	1,861	705	463	351	177	96	37	20	12
Forcible Sodomy	187	92	29	32	22	7	3	2	0
Sexual Assault w/Object	217	122	41	20	20	8	2	3	1
Forcible Fondling	1,924	1,312	214	181	103	72	20	17	5
Incest	18	16	0	0	1	0	1	0	0
Statutory Rape	456	456	0	0	0	0	0	0	0
Aggravated Assault	13,587	1,718	3,213	3,771	2,475	1,502	606	261	41
Simple Assault	52,152	5,965	12,986	14,946	9,217	5,691	2,323	887	137
Intimidation	17,331	1,220	3,488	5,054	3,478	2,417	1,085	528	61
Stalking	1,264	64	323	435	223	141	43	27	8
Commercial Sex Acts	34	26	5	1	2	0	0	0	0
Involuntary Servitude	4	3	0	1	0	0	0	0	0
Crimes Against Property									
Arson	453	29	52	110	88	70	62	36	6
Bribery	6	0	0	5	1	0	0	0	0
Burglary	21,155	196	3,003	5,336	3,996	3,464	2,703	2,375	82
Counterfeiting/Forgery	1,699	10	140	223	226	266	346	452	36
Destruction/Damage/Vandalism	24,310	259	4,538	6,281	4,706	3,810	2,631	1,971	114
Embezzlement	59	0	4	9	10	9	10	17	0
Extortion/Blackmail	60	4	15	12	10	10	7	2	0
Fraud - False Pretenses	2,785	31	383	478	444	396	397	636	20
Fraud - Credit Card/ATM	3,248	32	452	722	483	508	491	551	9
Fraud - Impersonation	2,637	32	436	603	458	362	379	307	60
Fraud - Welfare	12	1	4	3	2	0	0	2	0
Fraud - Wire	337	5	23	51	62	63	56	69	8
Motor Vehicle Theft	4,296	11	569	1,177	929	734	483	361	32
Robbery	3,120	197	822	875	501	382	231	107	5
Stolen Property Offenses	173	2	16	38	35	23	20	18	21
Theft - Pocket-picking	206	35	38	28	34	26	20	23	2
Theft - Purse-snatching	223	5	49	61	26	29	24	28	1
Theft - Shoplifting	51	0	9	10	12	7	7	2	4
Theft From Building	16,773	810	2,785	3,469	2,783	2,712	2,045	2,076	93
Theft From Coin Machine	4	0	1	1	0	1	0	1	0
Theft From Motor Vehicle	14,238	321	3,204	4,161	2,673	1,958	1,188	686	47
Theft of Motor Vehicle Parts	4,247	12	714	1,169	808	704	494	310	36
Theft - All Other Larceny	11,568	221	1,566	2,443	2,143	2,061	1,561	1,496	77
Total Individual Victims	201,603	14,145	39,790	52,306	36,258	27,600	17,296	13,288	920



Victim Race - Female

	Total	Black/Afric. Amer.	Asian	Amer. Indian/AK Nat.	Nat. HI/Other Pac. Is.	Unknown	White
Crimes Against Persons							
Murder	78	28	1	0	0	0	49
Negligent Manslaughter	2	1	0	0	0	0	1
Kidnapping/Abduction	828	310	2	2	0	6	508
Forcible Rape	1,861	577	7	1	0	32	1,244
Forcible Sodomy	187	96	2	0	0	0	89
Sexual Assault w/Object	217	67	0	0	0	4	146
Forcible Fondling	1,924	566	11	3	2	35	1,307
Incest	18	3	0	0	0	0	15
Statutory Rape	456	106	5	1	0	7	337
Aggravated Assault	13,587	6,594	42	18	5	98	6,830
Simple Assault	52,152	23,377	214	72	24	287	28,178
Intimidation	17,331	7,663	81	37	6	94	9,450
Stalking	1,264	458	14	0	3	16	773
Commercial Sex Acts	34	17	0	0	0	1	16
Involuntary Servitude	4	3	0	0	0	0	1
Crimes Against Property							
Arson	453	216	1	1	0	4	231
Bribery	6	1	0	0	0	0	5
Burglary	21,155	7,834	119	21	8	164	13,009
Counterfeiting/Forgery	1,699	279	16	0	1	48	1,355
Destruction/Damage/Vandalism	24,310	11,162	121	19	7	177	12,824
Embezzlement	59	10	0	0	0	0	49
Extortion/Blackmail	60	12	0	0	0	2	46
Fraud - False Pretenses	2,785	666	39	6	1	25	2,048
Fraud - Credit Card/ATM	3,248	792	18	3	2	25	2,408
Fraud - Impersonation	2,637	840	22	2	1	95	1,677
Fraud - Welfare	12	3	0	0	0	1	8
Fraud - Wire	337	43	1	0	0	7	286
Motor Vehicle Theft	4,296	1,580	23	9	2	46	2,636
Robbery	3,120	1,458	48	10	5	40	1,559
Stolen Property Offenses	173	28	2	0	0	25	118
Theft - Pocket-picking	206	62	4	0	0	3	137
Theft - Purse-snatching	223	93	2	0	0	4	124
Theft - Shoplifting	51	9	1	0	0	0	41
Theft From Building	16,773	4,140	131	22	7	164	12,309
Theft From Coin Machine	4	0	0	0	0	0	4
Theft From Motor Vehicle	14,238	3,504	126	17	5	138	10,448
Theft of Motor Vehicle Parts	4,247	2,017	27	1	0	36	2,166
Theft - All Other Larceny	11,568	2,727	82	16	4	112	8,627
Total Individual Victims	201,603	77,342	1,162	261	83	1,696	121,059

Note: Black/Afric. Amer. = Black or African American, Amer. Indian/AK Nat. = American Indian/Alaskan Native, Nat. HI/Other Pac. Is. = Native Hawaiian/Other Pacific Islander.



Victim Age - Unknown Gender

	Total	Under 18	18 - 24	25 - 34	35- 44	45 - 54	55 - 64	Over 64	Unknown
Crimes Against Persons									
Murder	0	0	0	0	0	0	0	0	0
Negligent Manslaughter	0	0	0	0	0	0	0	0	0
Kidnaping/Abduction	3	0	0	0	1	0	0	0	2
Forcible Rape	0	0	0	0	0	0	0	0	0
Forcible Sodomy	0	0	0	0	0	0	0	0	0
Sexual Assault w/Object	0	0	0	0	0	0	0	0	0
Forcible Fondling	12	6	0	0	0	0	0	0	6
Incest	0	0	0	0	0	0	0	0	0
Statutory Rape	0	0	0	0	0	0	0	0	0
Aggravated Assault	121	19	5	17	9	5	3	3	60
Simple Assault	123	20	18	13	12	17	9	2	32
Intimidation	81	9	11	7	8	8	3	1	34
Stalking	7	1	2	2	0	1	0	0	1
Commercial Sex Acts	1	0	0	0	0	0	0	0	1
Involuntary Servitude	0	0	0	0	0	0	0	0	0
Crimes Against Property									
Arson	92	0	0	54	10	11	0	1	16
Bribery	1	0	0	0	0	0	0	0	1
Burglary	184	4	9	20	23	22	14	11	81
Counterfeiting/Forgery	85	1	1	2	9	1	1	5	65
Destruction/Damage/Vandalism	230	3	11	18	22	26	20	16	114
Embezzlement	1	0	0	0	0	0	1	0	0
Extortion/Blackmail	1	0	0	0	0	0	0	0	1
Fraud - False Pretenses	48	1	1	5	5	4	3	3	26
Fraud - Credit Card/ATM	46	0	5	3	5	1	3	3	26
Fraud - Impersonation	158	5	14	14	12	6	1	3	103
Fraud - Welfare	0	0	0	0	0	0	0	0	0
Fraud - Wire	25	0	0	2	1	0	1	1	20
Motor Vehicle Theft	50	1	7	1	7	3	7	2	22
Robbery	8	0	2	1	0	1	0	0	4
Stolen Property Offenses	78	1	3	5	5	1	3	2	58
Theft - Pocket-picking	2	1	0	0	0	0	0	0	1
Theft - Purse-snatching	0	0	0	0	0	0	0	0	0
Theft - Shoplifting	10	0	0	0	0	0	0	0	10
Theft From Building	134	3	19	13	13	21	10	18	37
Theft From Coin Machine	1	0	0	0	0	0	0	0	1
Theft From Motor Vehicle	95	4	10	15	14	10	4	8	30
Theft of Motor Vehicle Parts	41	0	4	6	5	5	2	0	19
Theft - All Other Larceny	171	4	17	21	11	13	19	12	74
Total Individual Victims	1,809	83	139	219	172	156	104	91	845



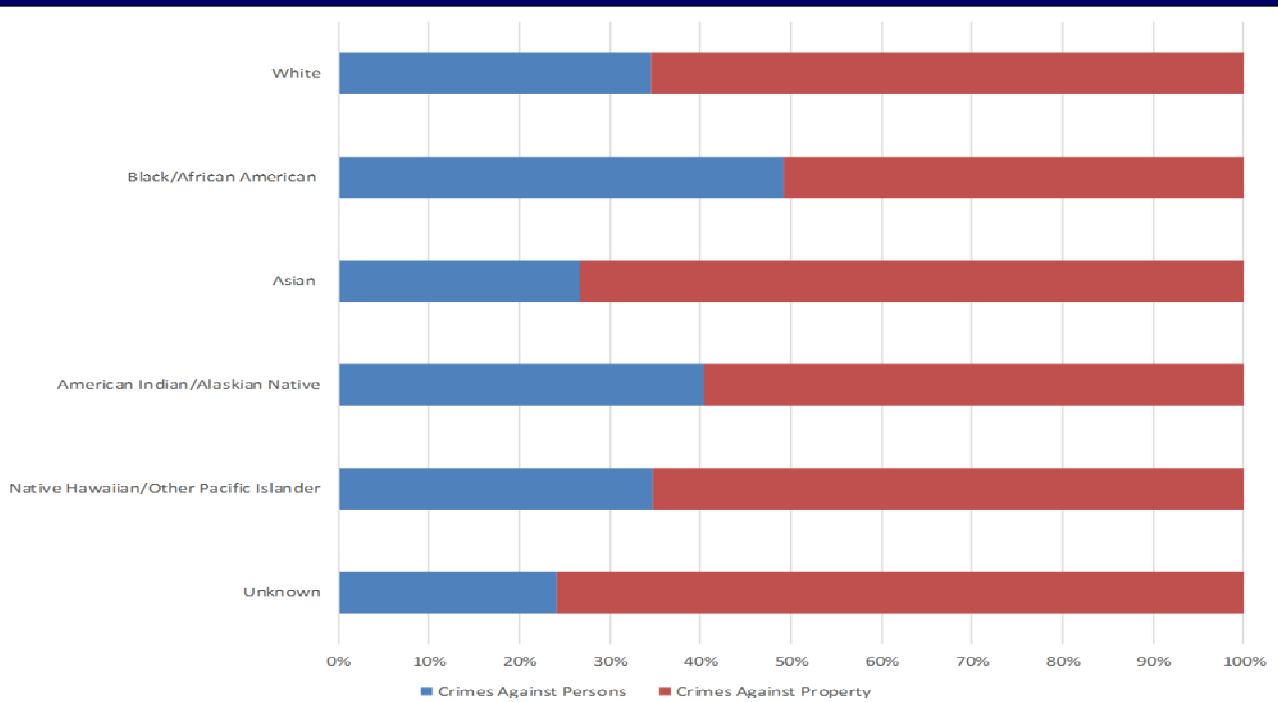
Victim Race - Unknown Gender

	Total	Black/Afric. Amer.	Asian	Amer. Indian/AK Nat.	Nat. HI./Other Pac. Is.	Unknown	White
Crimes Against Persons							
Murder	0	0	0	0	0	0	0
Negligent Manslaughter	0	0	0	0	0	0	0
Kidnapping/Abduction	3	0	0	0	0	3	0
Forcible Rape	0	0	0	0	0	0	0
Forcible Sodomy	0	0	0	0	0	0	0
Sexual Assault w/Object	0	0	0	0	0	0	0
Forcible Fondling	12	0	0	0	0	8	4
Incest	0	0	0	0	0	0	0
Statutory Rape	0	0	0	0	0	0	0
Aggravated Assault	121	9	0	0	0	92	20
Simple Assault	123	4	0	0	0	74	45
Intimidation	81	3	0	0	0	59	19
Stalking	7	0	0	0	0	2	5
Commercial Sex Acts	1	0	0	0	0	1	0
Involuntary Servitude	0	0	0	0	0	0	0
Crimes Against Property							
Arson	92	1	0	0	0	89	2
Bribery	1	0	0	0	0	1	0
Burglary	184	5	0	0	1	134	44
Counterfeiting/Forgery	85	2	0	0	0	78	5
Destruction/Damage/Vandalism	230	3	1	0	0	178	48
Embezzlement	1	0	0	0	0	1	0
Extortion/Blackmail	1	0	0	0	0	1	0
Fraud - False Pretenses	48	0	0	1	0	41	6
Fraud - Credit Card/ATM	46	0	0	0	0	41	5
Fraud - Impersonation	158	1	1	0	0	148	8
Fraud - Welfare	0	0	0	0	0	0	0
Fraud - Wire	25	0	0	0	0	23	2
Motor Vehicle Theft	50	2	0	0	0	35	13
Robbery	8	1	0	0	0	5	2
Stolen Property Offenses	78	0	0	0	0	75	3
Theft - Pocket-picking	2	0	0	0	0	2	0
Theft - Purse-snatching	0	0	0	0	0	0	0
Theft - Shoplifting	10	0	0	0	0	10	0
Theft From Building	134	6	1	0	0	86	41
Theft From Coin Machine	1	0	0	0	0	1	0
Theft From Motor Vehicle	95	6	2	0	0	59	28
Theft of Motor Vehicle Parts	41	1	0	0	0	34	6
Theft - All Other Larceny	171	3	0	1	0	129	38
Total Individual Victims	1,809	47	5	2	1	1,410	344

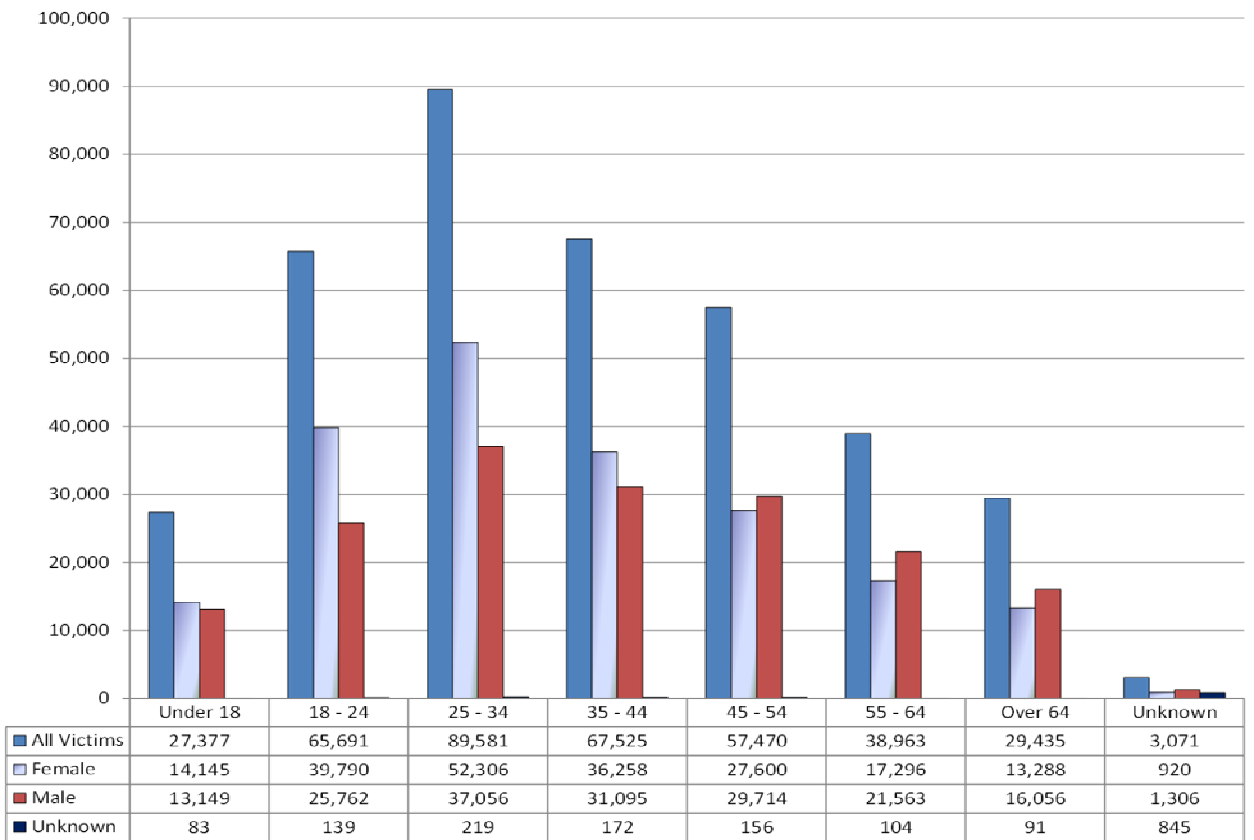
Note: Black/Afric. Amer. = Black or African American, Amer. Indian/AK Nat. = American Indian/Alaskan Native, Nat. HI/Other Pac. Is. = Native Hawaiian/Other Pacific Islander.



Victims by Race and Offense Category



Victims by Age and Sex



Victim Sex and Race Juvenile

	Total	Sex			Race					
		Male	Female	Unknown	Black/Afric. Amer.	Asian	Amer. Indian/AK Nat.	Nat. HI/Other Pac. Is.	Unknown	White
Crimes Against Persons										
Murder	26	15	11	0	14	0	0	0	0	12
Negligent Manslaughter	3	1	2	0	2	0	0	0	0	1
Kidnapping/Abduction	411	191	220	0	260	0	1	0	8	142
Forcible Rape	722	17	705	0	267	2	0	0	16	437
Forcible Sodomy	278	186	92	0	145	1	0	0	4	128
Sexual Assault w/Object	143	21	122	0	49	0	0	0	2	92
Forcible Fondling	1,600	282	1,312	6	500	6	2	0	34	1,058
Incest	18	2	16	0	2	0	0	0	0	16
Statutory Rape	497	41	456	0	117	5	1	0	8	366
Aggravated Assault	4,217	2,480	1,718	19	2,549	11	2	1	80	1,574
Simple Assault	12,195	6,210	5,965	20	6,677	41	17	3	125	5,332
Intimidation	2,092	863	1,220	9	983	7	9	0	24	1,069
Stalking	77	12	64	1	16	0	0	0	3	58
Commercial Sex Acts	27	1	26	0	13	0	0	0	1	13
Involuntary Servitude	3	0	3	0	3	0	0	0	0	0
Crimes Against Property										
Arson	55	26	29	0	43	0	0	0	1	11
Bribery	1	1	0	0	0	0	0	0	0	1
Burglary	463	263	196	4	208	6	3	0	12	234
Counterfeiting/Forgery	25	14	10	1	4	0	0	0	1	20
Destruction/Damage/Vandalism	497	235	259	3	137	3	0	0	9	348
Embezzlement	0	0	0	0	0	0	0	0	0	0
Extortion/Blackmail	9	5	4	0	2	0	0	0	1	6
Fraud - False Pretenses	75	43	31	1	28	3	0	0	3	41
Fraud - Credit Card/ATM	41	9	32	0	7	1	0	0	1	32
Fraud - Impersonation	82	45	32	5	33	1	0	0	10	38
Fraud - Welfare	1	0	1	0	1	0	0	0	0	0
Fraud - Wire	7	2	5	0	2	0	0	0	0	5
Motor Vehicle Theft	51	39	11	1	11	0	0	0	1	39
Robbery	767	570	197	0	518	4	3	1	17	224
Stolen Property Offenses	7	4	2	1	1	0	0	0	2	4
Theft - Pocket-picking	64	28	35	1	38	2	0	0	3	21
Theft - Purse-snatching	14	9	5	0	6	0	0	0	0	8
Theft - Shoplifting	1	1	0	0	1	0	0	0	0	0
Theft From Building	1,616	803	810	3	692	15	2	2	47	858
Theft From Coin Machine	0	0	0	0	0	0	0	0	0	0
Theft From Motor Vehicle	548	223	321	4	88	11	0	1	4	444
Theft of Motor Vehicle Parts	53	41	12	0	8	0	0	0	3	42
Theft - All Other Larceny	691	466	221	4	275	7	0	0	11	398
Total Individual Victims	27,377	13,149	14,145	83	13,700	126	40	8	431	13,072

Note: Black/Afric. Amer. = Black or African American, Amer. Indian/AK Nat. = American Indian/Alaskan Native, Nat. HI/Other Pac. Is. = Native Hawaiian/Other Pacific Islander.



Domestic Violence Victims - Sex and Race

	Total	Sex			Race					
		Male	Female	Unknown	Black/Afric. Amer.	Asian	Amer. Indian/AK Nat.	Nat. HI/Other Pac. Is.	Unknown	White
Crimes Against Persons										
Murder	83	37	46	0	25	1	0	0	0	57
Kidnapping/Abduction	754	194	560	0	335	2	2	0	5	410
Forcible Rape	522	10	512	0	148	2	0	0	8	364
Forcible Sodomy	151	80	71	0	71	2	0	0	0	78
Sexual Assault w/Object	102	13	89	0	36	0	0	0	0	66
Forcible Fondling	580	84	492	4	164	1	0	1	11	403
Incest	20	2	18	0	3	0	0	0	0	17
Statutory Rape	160	7	153	0	35	2	1	0	1	121
Aggravated Assault	11,222	4,065	7,136	21	4,640	40	12	3	67	6,460
Simple Assault	52,025	14,871	37,123	31	21,940	205	79	11	232	29,558
Intimidation	9,797	2,279	7,513	5	4,279	41	12	3	38	5,424
Stalking	756	105	651	0	337	7	0	1	5	406
Total	76,172	21,747	54,364	61	32,013	303	106	19	367	43,364

Domestic Violence Victims - Age

	Total	Under 18	18 - 24	25 - 34	35 - 44	45 - 54	55 - 64	Over 64	Unknown
Crimes Against Persons									
Murder	83	16	11	11	13	13	9	10	0
Kidnapping/Abduction	754	305	120	184	78	40	14	9	4
Forcible Rape	522	282	62	90	59	17	8	2	2
Forcible Sodomy	151	120	9	10	8	2	1	1	0
Sexual Assault w/Object	102	77	5	7	9	4	0	0	0
Forcible Fondling	580	488	32	20	20	12	1	4	3
Incest	20	18	0	0	1	0	1	0	0
Statutory Rape	160	160	0	0	0	0	0	0	0
Aggravated Assault	11,222	1,218	2,309	3,139	2,135	1,494	636	259	32
Simple Assault	52,025	4,472	12,216	15,056	9,795	6,415	2,887	1,104	80
Intimidation	9,797	355	1,887	3,041	2,054	1,409	680	356	15
Stalking	756	22	155	304	158	86	23	7	1
Total	76,172	7,533	16,806	21,862	14,330	9,492	4,260	1,752	137

Total for Domestic Violence Victims includes 61 reported with unknown gender

Note: Black/Afric. Amer. = Black or African American, Amer. Indian/AK Nat. = American Indian/Alaskan Native, Nat. HI/Other. HI/Other Pac. Is. = Native Hawaiian/Other Pacific Islander.



Domestic Violence Victims - Male Race

	Total	Race					
		Black/Afric. Amer.	Asian	Amer. Indian/AK Nat.	Nat. HI./Other Pac. Is.	Unknown	White
Crimes Against Persons							
Murder	37	12	1	0	0	0	24
Kidnapping/Abduction	194	116	0	0	0	2	76
Forcible Rape	10	2	0	0	0	1	7
Forcible Sodomy	80	31	0	0	0	0	49
Sexual Assault w/Object	13	7	0	0	0	0	6
Forcible Fondling	84	24	1	0	0	0	59
Incest	2	0	0	0	0	0	2
Statutory Rape	7	3	0	0	0	0	4
Aggravated Assault	4,065	1,854	11	4	1	23	2,172
Simple Assault	14,871	5,486	64	23	1	60	9,237
Intimidation	2,279	947	8	0	0	11	1,313
Stalking	105	65	0	0	0	2	38
Total	21,747	8,547	85	27	2	99	12,987

Domestic Violence Victims - Male Age

	Total	Under 18	18 - 24	25 - 34	35 - 44	45 - 54	55 - 64	Over 64	Unknown
Crimes Against Persons									
Murder	37	6	5	5	4	5	6	6	0
Kidnapping/Abduction	194	147	7	13	14	4	3	4	2
Forcible Rape	10	9	0	0	1	0	0	0	0
Forcible Sodomy	80	76	2	0	2	0	0	0	0
Sexual Assault w/Object	13	12	0	1	0	0	0	0	0
Forcible Fondling	84	79	2	0	1	1	0	1	0
Incest	2	2	0	0	0	0	0	0	0
Statutory Rape	7	7	0	0	0	0	0	0	0
Aggravated Assault	4,065	642	650	950	723	640	311	133	16
Simple Assault	14,871	2,041	2,750	3,629	2,653	2,143	1,187	439	29
Intimidation	2,279	144	329	570	466	390	255	119	6
Stalking	105	3	5	43	27	22	4	1	0
Total	21,747	3,168	3,750	5,211	3,891	3,205	1,766	703	53

Note: Black/Afric. Amer. = Black or African American, Amer. Indian/AK Nat. = American Indian/Alaskan Native, Nat. HI./Other. HI./Other Pac. Is. = Native Hawaiian/Other Pacific Islander.



Domestic Violence Victims - Female Race

	Total	Race					
		Black/Afric. Amer.	Asian	Amer. Indian/AK Nat.	Nat. HI/Other Pac. Is.	Unknown	White
Crimes Against Persons							
Murder	46	13	0	0	0	0	33
Kidnapping/Abduction	560	219	2	2	0	3	334
Forcible Rape	512	146	2	0	0	7	357
Forcible Sodomy	71	40	2	0	0	0	29
Sexual Assault w/Object	89	29	0	0	0	0	60
Forcible Fondling	492	140	0	0	1	10	341
Incest	18	3	0	0	0	0	15
Statutory Rape	153	32	2	1	0	1	117
Aggravated Assault	7,136	2,784	29	8	2	34	4,279
Simple Assault	37,123	16,452	141	56	10	161	20,303
Intimidation	7,513	3,331	33	12	3	25	4,109
Stalking	651	272	7	0	1	3	368
Total	54,364	23,461	218	79	17	244	30,345

Domestic Violence Victims - Female Age

	Total	Under 18	18 - 24	25 - 34	35 - 44	45 - 54	55 - 64	Over 64	Unknown
Crimes Against Persons									
Murder	46	10	6	6	9	8	3	4	0
Kidnapping/Abduction	560	158	113	171	64	36	11	5	2
Forcible Rape	512	273	62	90	58	17	8	2	2
Forcible Sodomy	71	44	7	10	6	2	1	1	0
Sexual Assault w/Object	89	65	5	6	9	4	0	0	0
Forcible Fondling	492	405	30	20	19	11	1	3	3
Incest	18	16	0	0	1	0	1	0	0
Statutory Rape	153	153	0	0	0	0	0	0	0
Aggravated Assault	7,136	568	1,659	2,185	1,412	852	324	124	12
Simple Assault	37,123	2,422	9,465	11,427	7,139	4,265	1,696	663	46
Intimidation	7,513	208	1,558	2,471	1,587	1,019	425	237	8
Stalking	651	19	150	261	131	64	19	6	1
Total	54,364	4,341	13,055	16,647	10,435	6,278	2,489	1,045	74

Note: Black/Afric. Amer. = Black or African American, Amer. Indian/AK Nat. = American Indian/Alaskan Native, Nat. HI/Other. HI/Other Pac. Is. = Native Hawaiian/Other Pacific Islander.



Domestic Violence Victims - Female Race Juvenile

	Total	Race					
		Black/Afric. Amer.	Asian	Amer. Indian/AK Nat.	Nat. HI/Other Pac. Is.	Unknown	White
Crimes Against Persons							
Murder	10	4	0	0	0	0	6
Kidnapping/Abduction	158	98	0	1	0	1	58
Forcible Rape	273	90	1	0	0	5	177
Forcible Sodomy	44	27	1	0	0	0	16
Sexual Assault w/Object	65	21	0	0	0	0	44
Forcible Fondling	405	111	0	0	0	9	285
Incest	16	2	0	0	0	0	14
Statutory Rape	153	32	2	1	0	1	117
Aggravated Assault	568	237	2	0	0	11	318
Simple Assault	2,422	1,143	12	1	0	17	1,249
Intimidation	208	85	1	0	0	1	121
Stalking	19	3	0	0	0	0	16
Total	4,341	1,853	19	3	0	45	2,421

Domestic Violence Victims - Male Race Juvenile

	Total	Black/Afric. Amer.	Asian	Amer. Indian/AK Nat.	Nat. HI/Other Pac. Is.	Unknown	White
Crimes Against Persons							
Murder	6	1	0	0	0	0	5
Kidnapping/Abduction	147	102	0	0	0	2	43
Forcible Rape	9	2	0	0	0	1	6
Forcible Sodomy	76	29	0	0	0	0	47
Sexual Assault w/Object	12	6	0	0	0	0	6
Forcible Fondling	79	22	1	0	0	0	56
Incest	2	0	0	0	0	0	2
Statutory Rape	7	3	0	0	0	0	4
Aggravated Assault	642	303	3	0	0	7	329
Simple Assault	2,041	884	10	3	0	15	1,129
Intimidation	144	55	0	0	0	3	86
Stalking	3	2	0	0	0	0	1
Total	3,168	1,409	14	3	0	28	1,714

Note: Black/Afric. Amer. = Black or African American, Amer. Indian/AK Nat. = American Indian/Alaskan Native, Nat. HI/Other. HI/Other Pac. Is. = Native Hawaiian/Other Pacific Islander.



Domestic Violence Victims Relationship to Offenders

Relationship	Murder and Nonnegligent Manslaughter	Kidnapping/ Abduction	Forcible Rape	Forcible Sodomy	Sexual Assault w/Object	Forcible Fondling
Victim was Boyfriend/Girlfriend	17	307	191	14	16	49
Victim was Child	14	257	65	26	20	114
Victim was Child of Boyfriend/Girlfriend	5	14	21	7	9	36
Victim was Common-Law Spouse	0	1	1	0	0	0
Victim was Ex-Spouse	0	40	13	1	1	2
Victim was Grandchild	0	17	14	5	10	49
Victim was Grandparent	0	5	0	0	0	1
Victim was Homosexual Relationship	3	7	0	6	0	3
Victim was In-law	3	6	4	1	0	6
Victim was Offender	0	4	0	0	0	2
Victim was Other Family Member	9	16	93	46	24	158
Victim was Parent	7	11	1	1	0	3
Victim was Sibling (brother or sister)	3	8	39	27	6	67
Victim was Spouse	24	73	39	6	7	10
Victim was Step-Child	1	2	28	7	6	58
Victim was Step-Parent	0	1	12	2	1	16
Victim was Step-Sibling	0	0	11	5	5	18
Total	86	769	532	154	105	592

Relationship	Aggravated Assault	Simple Assault	Intimidation	Stalking	Incest	Statutory Rape
Victim was Boyfriend/Girlfriend	4,968	24,004	4,228	508	0	146
Victim was Child	971	3,453	358	6	6	0
Victim was Child of Boyfriend/Girlfriend	160	475	65	4	0	2
Victim was Common-Law Spouse	21	114	18	3	0	0
Victim was Ex-Spouse	204	925	642	79	0	0
Victim was Grandchild	72	202	22	0	3	0
Victim was Grandparent	81	433	126	0	0	0
Victim was Homosexual Relationship	209	1,050	158	17	0	0
Victim was In-law	207	803	284	7	0	0
Victim was Offender	765	8,914	861	2	0	0
Victim was Other Family Member	854	2,887	799	15	7	0
Victim was Parent	727	4,943	933	4	1	0
Victim was Sibling (brother or sister)	874	4,096	583	6	3	0
Victim was Spouse	1,702	8,226	1,538	105	0	0
Victim was Step-Child	166	600	80	3	0	7
Victim was Step-Parent	122	545	107	0	0	5
Victim was Step-Sibling	30	105	20	0	0	0
Total	12,133	61,775	10,822	759	20	160

Note: This report represents a count of relationships and not victims.

If more than one offender committed the offense, then each relationship to the victim is counted.

SHERIFFS' OFFICES



CRIME IN 2014
TENNESSEE



Anderson County Sheriff's Office - 2014

2013 Population Estimate	N/A
Offense Overview	
Offense Total	1,106
Number Cleared	357
Percent Cleared	32.28 %
Group A Crimes per 100,000 population	N/A
Arrest Overview	
Total Arrests	1,300
Adult Arrests	1,246
Juvenile Arrests	54
Unknown Age	0
Arrests per 100,000 population	N/A
Average number offenses/incident	1.11

Domestic Violence Victims		
Offense	Reported	Cleared
Murder	0	0
Aggravated Assault	25	21
Simple Assault	80	53
Intimidation	3	0
Stalking	0	0
Forcible Rape	1	1
Forcible Sodomy	0	0
Sexual Assault W/Object	2	2
Forcible Fondling	1	1
Incest	0	0
Statutory Rape	0	0
Kidnapping/Abduction	4	1
Total	116	79

TIBRS Group B Arrests		
Offense	Adult	Juvenile
Bad Checks	1	0
Curfew/Vagrancy	0	0
Disorderly Conduct	5	15
DUI	17	0
Drunkenness	16	1
Family-Non Violent	0	0
Liquor Law Violations	10	3
Peeping Tom	0	0
Trespass	9	0
All Other Offenses	941	1
Total Group B	999	20

TIBRS Group A Offenses	Offenses		Arrests	
	Reported	Cleared	Adult	Juvenile
Crimes Against Persons				
Murder	0	0	0	0
Negligent Manslaughter	0	0	0	0
Kidnapping/Abduction	7	2	2	0
Forcible Rape	1	1	1	0
Forcible Sodomy	1	0	0	0
Sexual Assault W/Object	2	2	0	2
Forcible Fondling	3	2	0	2
Incest	0	0	0	0
Statutory Rape	1	1	0	0
Aggravated Assault	56	48	26	3
Simple Assault	134	95	59	20
Intimidation	3	0	0	0
Stalking	0	0	0	0
Commercial Sex Acts	0	0	0	0
Involuntary Servitude	0	0	0	0
Crimes Against Property				
Arson	3	0	0	0
Bribery	0	0	0	0
Burglary	208	24	24	0
Counterfeiting/Forgery	4	0	0	0
Destruction/Damage/Vandalism	135	14	4	3
Embezzlement	1	1	1	0
Extortion/Blackmail	0	0	0	0
Fraud - False Pretenses	5	0	0	0
Fraud - Credit Card/ATM	13	1	1	0
Fraud - Impersonation	4	2	1	0
Fraud - Welfare	0	0	0	0
Fraud - Wire	0	0	0	0
Motor Vehicle Theft	56	13	10	1
Robbery	13	4	4	0
Stolen Property Offenses	0	0	0	0
Theft - Pocket-picking	1	0	0	0
Theft - Purse Snatching	0	0	0	0
Theft - Shoplifting	3	3	2	0
Theft From Building	67	13	5	0
Theft From Coin Machine	2	0	0	0
Theft From Motor Vehicle	64	4	2	0
Theft of Motor Vehicle Parts	22	4	2	0
Theft - All Other Larceny	147	19	12	0
Crimes Against Society				
Drug/Narcotic Violations	114	69	76	1
Drug/Narcotic Equipment Violations	33	32	13	1
Gambling - Betting/Wagering	0	0	0	0
Gambling - Operating/Promoting	0	0	0	0
Gambling - Equipment Violations	0	0	0	0
Gambling - Sports Tampering	0	0	0	0
Pornography/Obscene Material	0	0	0	0
Prostitution	0	0	0	0
Prostitution Assisting/Promoting	1	1	2	0
Purchasing Prostitution	0	0	0	0
Weapon Law Violations	2	2	0	1
Total Group A Offenses	1,106	357	247	34



2013 Population Estimate	N/A
Offense Overview	
Offense Total	618
Number Cleared	162
Percent Cleared	26.21 %
Group A Crimes per 100,000 population	N/A
Arrest Overview	
Total Arrests	1,016
Adult Arrests	966
Juvenile Arrests	50
Unknown Age	0
Arrests per 100,000 population	N/A
Average number offenses/incident	1.02

Domestic Violence Victims		
Offense	Reported	Cleared
Murder	0	0
Aggravated Assault	12	7
Simple Assault	91	58
Intimidation	27	1
Stalking	2	0
Forcible Rape	1	0
Forcible Sodomy	0	0
Sexual Assault W/Object	0	0
Forcible Fondling	2	0
Incest	0	0
Statutory Rape	1	1
Kidnapping/Abduction	1	0
Total	137	67

TIBRS Group B Arrests		
Offense	Adult	Juvenile
Bad Checks	16	0
Curfew/Vagrancy	0	0
Disorderly Conduct	10	15
DUI	31	0
Drunkenness	26	3
Family-Non Violent	0	0
Liquor Law Violations	3	2
Peeping Tom	0	0
Trespass	1	0
All Other Offenses	758	3
Total Group B	845	23

TIBRS Group A Offenses	Offenses		Arrests	
	Reported	Cleared	Adult	Juvenile
Crimes Against Persons				
Murder	0	0	0	0
Negligent Manslaughter	0	0	0	0
Kidnapping/Abduction	1	0	0	0
Forcible Rape	3	1	1	0
Forcible Sodomy	0	0	0	0
Sexual Assault W/Object	0	0	0	0
Forcible Fondling	4	2	0	1
Incest	0	0	0	0
Statutory Rape	1	1	1	0
Aggravated Assault	22	16	14	1
Simple Assault	129	80	65	12
Intimidation	42	4	4	0
Stalking	3	0	0	0
Commercial Sex Acts	0	0	0	0
Involuntary Servitude	0	0	0	0
Crimes Against Property				
Arson	1	0	0	0
Bribery	0	0	0	0
Burglary	46	3	3	0
Counterfeiting/Forgery	6	1	0	1
Destruction/Damage/Vandalism	49	1	1	0
Embezzlement	0	0	0	0
Extortion/Blackmail	0	0	0	0
Fraud - False Pretenses	8	1	1	0
Fraud - Credit Card/ATM	34	2	1	0
Fraud - Impersonation	8	0	0	0
Fraud - Welfare	1	0	0	0
Fraud - Wire	2	0	0	0
Motor Vehicle Theft	17	4	3	0
Robbery	0	0	0	0
Stolen Property Offenses	0	0	0	0
Theft - Pocket-picking	4	1	0	1
Theft - Purse Snatching	2	2	0	2
Theft - Shoplifting	1	1	1	0
Theft From Building	94	8	6	1
Theft From Coin Machine	0	0	0	0
Theft From Motor Vehicle	28	1	0	0
Theft of Motor Vehicle Parts	3	0	0	0
Theft - All Other Larceny	77	7	6	1
Crimes Against Society				
Drug/Narcotic Violations	20	17	11	4
Drug/Narcotic Equipment Violations	6	6	2	1
Gambling - Betting/Wagering	0	0	0	0
Gambling - Operating/Promoting	0	0	0	0
Gambling - Equipment Violations	0	0	0	0
Gambling - Sports Tampering	0	0	0	0
Pornography/Obscene Material	0	0	0	0
Prostitution	0	0	0	0
Prostitution Assisting/Promoting	0	0	0	0
Purchasing Prostitution	0	0	0	0
Weapon Law Violations	6	3	1	2
Total Group A Offenses	618	162	121	27



2013 Population Estimate	N/A
Offense Overview	
Offense Total	292
Number Cleared	146
Percent Cleared	50.00 %
Group A Crimes per 100,000 population	N/A
Arrest Overview	
Total Arrests	464
Adult Arrests	462
Juvenile Arrests	2
Unknown Age	0
Arrests per 100,000 population	N/A
Average number offenses/incident	1.20

Domestic Violence Victims		
Offense	Reported	Cleared
Murder	1	1
Aggravated Assault	9	9
Simple Assault	18	18
Intimidation	0	0
Stalking	0	0
Forcible Rape	2	1
Forcible Sodomy	2	1
Sexual Assault W/Object	0	0
Forcible Fondling	0	0
Incest	0	0
Statutory Rape	0	0
Kidnapping/Abduction	2	2
Total	34	32

TIBRS Group B Arrests		
Offense	Adult	Juvenile
Bad Checks	26	0
Curfew/Vagrancy	0	0
Disorderly Conduct	4	0
DUI	16	0
Drunkenness	6	0
Family-Non Violent	22	0
Liquor Law Violations	0	0
Peeping Tom	0	0
Trespass	5	0
All Other Offenses	261	0
Total Group B	340	0

TIBRS Group A Offenses	Offenses		Arrests	
	Reported	Cleared	Adult	Juvenile
Crimes Against Persons				
Murder	1	1	1	0
Negligent Manslaughter	0	0	0	0
Kidnapping/Abduction	2	2	2	0
Forcible Rape	2	1	1	0
Forcible Sodomy	2	1	1	0
Sexual Assault W/Object	1	0	0	0
Forcible Fondling	0	0	0	0
Incest	0	0	0	0
Statutory Rape	0	0	0	0
Aggravated Assault	12	12	11	0
Simple Assault	28	27	25	1
Intimidation	1	1	1	0
Stalking	0	0	0	0
Commercial Sex Acts	0	0	0	0
Involuntary Servitude	0	0	0	0
Crimes Against Property				
Arson	1	1	1	0
Bribery	0	0	0	0
Burglary	41	7	10	1
Counterfeiting/Forgery	1	0	0	0
Destruction/Damage/Vandalism	31	12	3	0
Embezzlement	0	0	0	0
Extortion/Blackmail	0	0	0	0
Fraud - False Pretenses	2	1	1	0
Fraud - Credit Card/ATM	2	1	1	0
Fraud - Impersonation	1	0	0	0
Fraud - Welfare	0	0	0	0
Fraud - Wire	0	0	0	0
Motor Vehicle Theft	11	4	3	0
Robbery	1	1	1	0
Stolen Property Offenses	1	1	2	0
Theft - Pocket-picking	0	0	0	0
Theft - Purse Snatching	0	0	0	0
Theft - Shoplifting	0	0	0	0
Theft From Building	35	5	4	0
Theft From Coin Machine	0	0	0	0
Theft From Motor Vehicle	9	1	0	0
Theft of Motor Vehicle Parts	3	1	0	0
Theft - All Other Larceny	45	10	9	0
Crimes Against Society				
Drug/Narcotic Violations	36	35	36	0
Drug/Narcotic Equipment Violations	23	21	9	0
Gambling - Betting/Wagering	0	0	0	0
Gambling - Operating/Promoting	0	0	0	0
Gambling - Equipment Violations	0	0	0	0
Gambling - Sports Tampering	0	0	0	0
Pornography/Obscene Material	0	0	0	0
Prostitution	0	0	0	0
Prostitution Assisting/Promoting	0	0	0	0
Purchasing Prostitution	0	0	0	0
Weapon Law Violations	0	0	0	0
Total Group A Offenses	292	146	122	2



2013 Population Estimate	N/A
Offense Overview	
Offense Total	142
Number Cleared	58
Percent Cleared	40.85 %
Group A Crimes per 100,000 population	N/A
Arrest Overview	
Total Arrests	118
Adult Arrests	99
Juvenile Arrests	19
Unknown Age	0
Arrests per 100,000 population	N/A
Average number offenses/incident	1.20

Domestic Violence Victims		
Offense	Reported	Cleared
Murder	0	0
Aggravated Assault	3	2
Simple Assault	8	5
Intimidation	2	2
Stalking	0	0
Forcible Rape	0	0
Forcible Sodomy	0	0
Sexual Assault W/Object	0	0
Forcible Fondling	0	0
Incest	0	0
Statutory Rape	0	0
Kidnapping/Abduction	0	0
Total	13	9

TIBRS Group B Arrests		
Offense	Adult	Juvenile
Bad Checks	0	0
Curfew/Vagrancy	0	0
Disorderly Conduct	4	5
DUI	14	0
Drunkenness	2	0
Family-Non Violent	0	0
Liquor Law Violations	1	0
Peeping Tom	0	0
Trespass	0	0
All Other Offenses	40	2
Total Group B	61	7

TIBRS Group A Offenses	Offenses		Arrests	
	Reported	Cleared	Adult	Juvenile
Crimes Against Persons				
Murder	1	1	1	0
Negligent Manslaughter	0	0	0	0
Kidnapping/Abduction	1	1	1	0
Forcible Rape	1	1	1	0
Forcible Sodomy	0	0	0	0
Sexual Assault W/Object	0	0	0	0
Forcible Fondling	0	0	0	0
Incest	0	0	0	0
Statutory Rape	0	0	0	0
Aggravated Assault	8	6	5	0
Simple Assault	11	7	7	0
Intimidation	4	2	1	0
Stalking	0	0	0	0
Commercial Sex Acts	0	0	0	0
Involuntary Servitude	0	0	0	0
Crimes Against Property				
Arson	0	0	0	0
Bribery	0	0	0	0
Burglary	22	2	4	0
Counterfeiting/Forgery	1	0	0	0
Destruction/Damage/Vandalism	25	3	1	0
Embezzlement	0	0	0	0
Extortion/Blackmail	0	0	0	0
Fraud - False Pretenses	0	0	0	0
Fraud - Credit Card/ATM	0	0	0	0
Fraud - Impersonation	1	0	0	0
Fraud - Welfare	0	0	0	0
Fraud - Wire	0	0	0	0
Motor Vehicle Theft	11	1	1	0
Robbery	0	0	0	0
Stolen Property Offenses	0	0	0	0
Theft - Pocket-picking	0	0	0	0
Theft - Purse Snatching	0	0	0	0
Theft - Shoplifting	0	0	0	0
Theft From Building	9	2	2	0
Theft From Coin Machine	1	0	0	0
Theft From Motor Vehicle	2	0	0	0
Theft of Motor Vehicle Parts	5	0	0	0
Theft - All Other Larceny	8	1	1	0
Crimes Against Society				
Drug/Narcotic Violations	16	16	9	11
Drug/Narcotic Equipment Violations	8	8	1	0
Gambling - Betting/Wagering	0	0	0	0
Gambling - Operating/Promoting	0	0	0	0
Gambling - Equipment Violations	0	0	0	0
Gambling - Sports Tampering	0	0	0	0
Pornography/Obscene Material	0	0	0	0
Prostitution	0	0	0	0
Prostitution Assisting/Promoting	0	0	0	0
Purchasing Prostitution	0	0	0	0
Weapon Law Violations	7	7	3	1
Total Group A Offenses	142	58	38	12



2013 Population Estimate	N/A
Offense Overview	
Offense Total	3,135
Number Cleared	1,236
Percent Cleared	39.43 %
Group A Crimes per 100,000 population	N/A
Arrest Overview	
Total Arrests	3,604
Adult Arrests	3,276
Juvenile Arrests	328
Unknown Age	0
Arrests per 100,000 population	N/A
Average number offenses/incident	1.21

Domestic Violence Victims		
Offense	Reported	Cleared
Murder	0	0
Aggravated Assault	143	117
Simple Assault	517	405
Intimidation	30	14
Stalking	1	0
Forcible Rape	9	3
Forcible Sodomy	1	0
Sexual Assault W/Object	0	0
Forcible Fondling	6	0
Incest	0	0
Statutory Rape	5	4
Kidnapping/Abduction	2	2
Total	714	545

TIBRS Group B Arrests		
Offense	Adult	Juvenile
Bad Checks	13	0
Curfew/Vagrancy	0	0
Disorderly Conduct	13	2
DUI	110	0
Drunkenness	81	1
Family-Non Violent	10	0
Liquor Law Violations	10	10
Peeping Tom	0	0
Trespass	7	0
All Other Offenses	2,395	234
Total Group B	2,639	247

TIBRS Group A Offenses	Offenses		Arrests	
	Reported	Cleared	Adult	Juvenile
Crimes Against Persons				
Murder	0	0	0	0
Negligent Manslaughter	0	0	0	0
Kidnapping/Abduction	6	3	1	0
Forcible Rape	22	3	1	0
Forcible Sodomy	4	2	2	0
Sexual Assault W/Object	1	0	0	0
Forcible Fondling	25	5	2	2
Incest	0	0	0	0
Statutory Rape	9	6	5	0
Aggravated Assault	253	182	86	8
Simple Assault	722	484	170	33
Intimidation	87	22	4	2
Stalking	1	0	0	0
Commercial Sex Acts	0	0	0	0
Involuntary Servitude	0	0	0	0
Crimes Against Property				
Arson	3	0	0	0
Bribery	0	0	0	0
Burglary	432	68	69	3
Counterfeiting/Forgery	11	2	1	0
Destruction/Damage/Vandalism	229	46	16	3
Embezzlement	5	1	1	0
Extortion/Blackmail	0	0	0	0
Fraud - False Pretenses	73	17	12	0
Fraud - Credit Card/ATM	6	1	1	0
Fraud - Impersonation	22	10	8	1
Fraud - Welfare	0	0	0	0
Fraud - Wire	51	1	0	0
Motor Vehicle Theft	91	26	21	3
Robbery	17	4	4	1
Stolen Property Offenses	2	2	2	0
Theft - Pocket-picking	0	0	0	0
Theft - Purse Snatching	0	0	0	0
Theft - Shoplifting	4	3	5	0
Theft From Building	283	66	37	7
Theft From Coin Machine	1	0	0	0
Theft From Motor Vehicle	240	51	19	2
Theft of Motor Vehicle Parts	52	2	2	0
Theft - All Other Larceny	267	40	33	1
Crimes Against Society				
Drug/Narcotic Violations	110	103	83	14
Drug/Narcotic Equipment Violations	76	72	45	1
Gambling - Betting/Wagering	0	0	0	0
Gambling - Operating/Promoting	0	0	0	0
Gambling - Equipment Violations	0	0	0	0
Gambling - Sports Tampering	0	0	0	0
Pornography/Obscene Material	13	4	2	0
Prostitution	0	0	0	0
Prostitution Assisting/Promoting	1	0	0	0
Purchasing Prostitution	0	0	0	0
Weapon Law Violations	16	10	5	0
Total Group A Offenses	3,135	1,236	637	81



2013 Population Estimate	N/A
Offense Overview	
Offense Total	2,800
Number Cleared	1,532
Percent Cleared	54.71 %
Group A Crimes per 100,000 population	N/A
Arrest Overview	
Total Arrests	2,637
Adult Arrests	2,518
Juvenile Arrests	119
Unknown Age	0
Arrests per 100,000 population	N/A
Average number offenses/incident	1.21

Domestic Violence Victims		
Offense	Reported	Cleared
Murder	0	0
Aggravated Assault	102	97
Simple Assault	390	342
Intimidation	66	49
Stalking	1	1
Forcible Rape	1	1
Forcible Sodomy	0	0
Sexual Assault W/Object	0	0
Forcible Fondling	5	4
Incest	0	0
Statutory Rape	1	0
Kidnapping/Abduction	4	3
Total	570	497

TIBRS Group B Arrests		
Offense	Adult	Juvenile
Bad Checks	0	0
Curfew/Vagrancy	0	0
Disorderly Conduct	14	5
DUI	111	0
Drunkenness	17	0
Family-Non Violent	37	0
Liquor Law Violations	3	0
Peeping Tom	0	0
Trespass	3	6
All Other Offenses	1,383	1
Total Group B	1,568	12

TIBRS Group A Offenses	Offenses		Arrests	
	Reported	Cleared	Adult	Juvenile
Crimes Against Persons				
Murder	1	1	1	0
Negligent Manslaughter	0	0	0	0
Kidnapping/Abduction	6	5	4	0
Forcible Rape	5	5	2	0
Forcible Sodomy	4	4	0	0
Sexual Assault W/Object	1	1	1	0
Forcible Fondling	11	10	3	3
Incest	0	0	0	0
Statutory Rape	6	5	2	0
Aggravated Assault	171	149	103	7
Simple Assault	533	451	230	41
Intimidation	110	75	27	4
Stalking	1	1	0	0
Commercial Sex Acts	0	0	0	0
Involuntary Servitude	0	0	0	0
Crimes Against Property				
Arson	0	0	0	0
Bribery	0	0	0	0
Burglary	356	89	78	5
Counterfeiting/Forgery	13	7	5	0
Destruction/Damage/Vandalism	244	41	9	5
Embezzlement	1	0	0	0
Extortion/Blackmail	0	0	0	0
Fraud - False Pretenses	6	1	1	0
Fraud - Credit Card/ATM	8	2	0	0
Fraud - Impersonation	21	6	5	0
Fraud - Welfare	0	0	0	0
Fraud - Wire	0	0	0	0
Motor Vehicle Theft	97	38	23	2
Robbery	5	3	3	0
Stolen Property Offenses	2	2	3	0
Theft - Pocket-picking	1	1	0	3
Theft - Purse Snatching	0	0	0	0
Theft - Shoplifting	26	9	8	0
Theft From Building	185	54	37	1
Theft From Coin Machine	0	0	0	0
Theft From Motor Vehicle	129	25	14	14
Theft of Motor Vehicle Parts	15	1	0	1
Theft - All Other Larceny	361	76	68	1
Crimes Against Society				
Drug/Narcotic Violations	283	276	290	17
Drug/Narcotic Equipment Violations	180	176	31	1
Gambling - Betting/Wagering	0	0	0	0
Gambling - Operating/Promoting	0	0	0	0
Gambling - Equipment Violations	0	0	0	0
Gambling - Sports Tampering	0	0	0	0
Pornography/Obscene Material	0	0	0	0
Prostitution	1	1	1	0
Prostitution Assisting/Promoting	0	0	0	0
Purchasing Prostitution	0	0	0	0
Weapon Law Violations	17	17	1	2
Total Group A Offenses	2,800	1,532	950	107



Campbell County Sheriff's Office - 2014

2013 Population Estimate	N/A
Offense Overview	
Offense Total	841
Number Cleared	298
Percent Cleared	35.43 %
Group A Crimes per 100,000 population	N/A
Arrest Overview	
Total Arrests	684
Adult Arrests	674
Juvenile Arrests	10
Unknown Age	0
Arrests per 100,000 population	N/A
Average number offenses/incident	1.08

Domestic Violence Victims		
Offense	Reported	Cleared
Murder	2	2
Aggravated Assault	21	21
Simple Assault	54	54
Intimidation	3	3
Stalking	0	0
Forcible Rape	0	0
Forcible Sodomy	0	0
Sexual Assault W/Object	0	0
Forcible Fondling	0	0
Incest	0	0
Statutory Rape	0	0
Kidnapping/Abduction	1	1
Total	81	81

TIBRS Group B Arrests		
Offense	Adult	Juvenile
Bad Checks	1	0
Curfew/Vagrancy	0	0
Disorderly Conduct	9	0
DUI	55	0
Drunkenness	37	0
Family-Non Violent	62	0
Liquor Law Violations	3	0
Peeping Tom	0	0
Trespass	1	0
All Other Offenses	224	0
Total Group B	392	0

TIBRS Group A Offenses	Offenses		Arrests	
	Reported	Cleared	Adult	Juvenile
Crimes Against Persons				
Murder	4	4	4	0
Negligent Manslaughter	1	1	1	0
Kidnapping/Abduction	2	2	1	0
Forcible Rape	3	0	0	0
Forcible Sodomy	0	0	0	0
Sexual Assault W/Object	0	0	0	0
Forcible Fondling	16	0	0	0
Incest	0	0	0	0
Statutory Rape	1	1	1	0
Aggravated Assault	30	28	29	0
Simple Assault	105	82	80	3
Intimidation	25	9	8	2
Stalking	0	0	0	0
Commercial Sex Acts	0	0	0	0
Involuntary Servitude	0	0	0	0
Crimes Against Property				
Arson	6	0	0	0
Bribery	0	0	0	0
Burglary	201	16	22	0
Counterfeiting/Forgery	8	4	7	0
Destruction/Damage/Vandalism	47	6	5	1
Embezzlement	0	0	0	0
Extortion/Blackmail	0	0	0	0
Fraud - False Pretenses	2	0	0	0
Fraud - Credit Card/ATM	17	4	4	0
Fraud - Impersonation	7	2	2	0
Fraud - Welfare	0	0	0	0
Fraud - Wire	0	0	0	0
Motor Vehicle Theft	43	8	9	0
Robbery	2	1	1	0
Stolen Property Offenses	0	0	0	0
Theft - Pocket-picking	5	3	1	0
Theft - Purse Snatching	0	0	0	0
Theft - Shoplifting	2	1	1	0
Theft From Building	56	10	9	2
Theft From Coin Machine	0	0	0	0
Theft From Motor Vehicle	43	7	7	0
Theft of Motor Vehicle Parts	19	5	5	0
Theft - All Other Larceny	100	12	14	0
Crimes Against Society				
Drug/Narcotic Violations	54	50	51	2
Drug/Narcotic Equipment Violations	38	38	16	0
Gambling - Betting/Wagering	0	0	0	0
Gambling - Operating/Promoting	0	0	0	0
Gambling - Equipment Violations	0	0	0	0
Gambling - Sports Tampering	0	0	0	0
Pornography/Obscene Material	0	0	0	0
Prostitution	0	0	0	0
Prostitution Assisting/Promoting	0	0	0	0
Purchasing Prostitution	0	0	0	0
Weapon Law Violations	4	4	4	0
Total Group A Offenses	841	298	282	10



Cannon County Sheriff's Office - 2014

2013 Population Estimate	N/A
Offense Overview	
Offense Total	236
Number Cleared	119
Percent Cleared	50.42 %
Group A Crimes per 100,000 population	N/A
Arrest Overview	
Total Arrests	397
Adult Arrests	390
Juvenile Arrests	7
Unknown Age	0
Arrests per 100,000 population	N/A
Average number offenses/incident	1.18

Domestic Violence Victims		
Offense	Reported	Cleared
Murder	0	0
Aggravated Assault	8	8
Simple Assault	19	19
Intimidation	3	2
Stalking	0	0
Forcible Rape	0	0
Forcible Sodomy	0	0
Sexual Assault W/Object	0	0
Forcible Fondling	0	0
Incest	0	0
Statutory Rape	0	0
Kidnapping/Abduction	0	0
Total	30	29

TIBRS Group B Arrests		
Offense	Adult	Juvenile
Bad Checks	19	0
Curfew/Vagrancy	0	0
Disorderly Conduct	1	0
DUI	29	0
Drunkenness	8	0
Family-Non Violent	4	1
Liquor Law Violations	4	2
Peeping Tom	0	0
Trespass	1	0
All Other Offenses	232	0
Total Group B	298	3

TIBRS Group A Offenses	Offenses		Arrests	
	Reported	Cleared	Adult	Juvenile
Crimes Against Persons				
Murder	0	0	0	0
Negligent Manslaughter	0	0	0	0
Kidnapping/Abduction	0	0	0	0
Forcible Rape	0	0	0	0
Forcible Sodomy	0	0	0	0
Sexual Assault W/Object	0	0	0	0
Forcible Fondling	0	0	0	0
Incest	0	0	0	0
Statutory Rape	0	0	0	0
Aggravated Assault	10	9	9	0
Simple Assault	25	25	22	1
Intimidation	5	4	4	0
Stalking	0	0	0	0
Commercial Sex Acts	0	0	0	0
Involuntary Servitude	0	0	0	0
Crimes Against Property				
Arson	0	0	0	0
Bribery	0	0	0	0
Burglary	37	2	3	0
Counterfeiting/Forgery	1	0	0	0
Destruction/Damage/Vandalism	30	4	1	0
Embezzlement	0	0	0	0
Extortion/Blackmail	0	0	0	0
Fraud - False Pretenses	1	1	0	0
Fraud - Credit Card/ATM	8	2	0	0
Fraud - Impersonation	2	0	0	0
Fraud - Welfare	0	0	0	0
Fraud - Wire	0	0	0	0
Motor Vehicle Theft	6	0	0	0
Robbery	0	0	0	0
Stolen Property Offenses	0	0	0	0
Theft - Pocket-picking	0	0	0	0
Theft - Purse Snatching	0	0	0	0
Theft - Shoplifting	2	2	2	0
Theft From Building	8	0	0	0
Theft From Coin Machine	0	0	0	0
Theft From Motor Vehicle	10	2	0	0
Theft of Motor Vehicle Parts	4	0	0	0
Theft - All Other Larceny	19	1	2	0
Crimes Against Society				
Drug/Narcotic Violations	35	34	36	2
Drug/Narcotic Equipment Violations	26	26	9	1
Gambling - Betting/Wagering	0	0	0	0
Gambling - Operating/Promoting	0	0	0	0
Gambling - Equipment Violations	0	0	0	0
Gambling - Sports Tampering	0	0	0	0
Pornography/Obscene Material	0	0	0	0
Prostitution	0	0	0	0
Prostitution Assisting/Promoting	0	0	0	0
Purchasing Prostitution	0	0	0	0
Weapon Law Violations	7	7	4	0
Total Group A Offenses	236	119	92	4



2013 Population Estimate	N/A
Offense Overview	
Offense Total	372
Number Cleared	193
Percent Cleared	51.88 %
Group A Crimes per 100,000 population	N/A
Arrest Overview	
Total Arrests	377
Adult Arrests	374
Juvenile Arrests	3
Unknown Age	0
Arrests per 100,000 population	N/A
Average number offenses/incident	1.17

Domestic Violence Victims		
Offense	Reported	Cleared
Murder	0	0
Aggravated Assault	12	12
Simple Assault	38	38
Intimidation	1	1
Stalking	0	0
Forcible Rape	3	1
Forcible Sodomy	0	0
Sexual Assault W/Object	0	0
Forcible Fondling	1	1
Incest	0	0
Statutory Rape	0	0
Kidnapping/Abduction	2	2
Total	57	55

TIBRS Group B Arrests		
Offense	Adult	Juvenile
Bad Checks	7	0
Curfew/Vagrancy	0	0
Disorderly Conduct	4	0
DUI	11	0
Drunkenness	14	0
Family-Non Violent	27	0
Liquor Law Violations	0	0
Peeping Tom	0	0
Trespass	2	0
All Other Offenses	138	0
Total Group B	203	0

TIBRS Group A Offenses	Offenses		Arrests	
	Reported	Cleared	Adult	Juvenile
Crimes Against Persons				
Murder	0	0	0	0
Negligent Manslaughter	0	0	0	0
Kidnapping/Abduction	5	5	8	0
Forcible Rape	3	1	1	0
Forcible Sodomy	0	0	0	0
Sexual Assault W/Object	0	0	0	0
Forcible Fondling	1	1	1	0
Incest	0	0	0	0
Statutory Rape	0	0	0	0
Aggravated Assault	27	26	19	0
Simple Assault	46	44	43	0
Intimidation	1	1	1	0
Stalking	1	1	1	0
Commercial Sex Acts	0	0	0	0
Involuntary Servitude	0	0	0	0
Crimes Against Property				
Arson	0	0	0	0
Bribery	0	0	0	0
Burglary	90	21	21	2
Counterfeiting/Forgery	1	0	0	0
Destruction/Damage/Vandalism	28	12	6	0
Embezzlement	0	0	0	0
Extortion/Blackmail	0	0	0	0
Fraud - False Pretenses	3	2	2	0
Fraud - Credit Card/ATM	8	0	0	0
Fraud - Impersonation	1	1	1	0
Fraud - Welfare	0	0	0	0
Fraud - Wire	2	0	0	0
Motor Vehicle Theft	14	4	5	0
Robbery	1	1	0	0
Stolen Property Offenses	1	1	2	0
Theft - Pocket-picking	0	0	0	0
Theft - Purse Snatching	0	0	0	0
Theft - Shoplifting	3	3	2	0
Theft From Building	10	2	1	1
Theft From Coin Machine	0	0	0	0
Theft From Motor Vehicle	13	2	1	0
Theft of Motor Vehicle Parts	3	0	1	0
Theft - All Other Larceny	49	6	5	0
Crimes Against Society				
Drug/Narcotic Violations	43	42	46	0
Drug/Narcotic Equipment Violations	15	14	4	0
Gambling - Betting/Wagering	0	0	0	0
Gambling - Operating/Promoting	0	0	0	0
Gambling - Equipment Violations	0	0	0	0
Gambling - Sports Tampering	0	0	0	0
Pornography/Obscene Material	0	0	0	0
Prostitution	0	0	0	0
Prostitution Assisting/Promoting	0	0	0	0
Purchasing Prostitution	0	0	0	0
Weapon Law Violations	3	3	0	0
Total Group A Offenses	372	193	171	3



2013 Population Estimate	N/A
Offense Overview	
Offense Total	1,202
Number Cleared	373
Percent Cleared	31.03 %
Group A Crimes per 100,000 population	N/A
Arrest Overview	
Total Arrests	1,516
Adult Arrests	1,497
Juvenile Arrests	19
Unknown Age	0
Arrests per 100,000 population	N/A
Average number offenses/incident	1.13

Domestic Violence Victims		
Offense	Reported	Cleared
Murder	0	0
Aggravated Assault	27	22
Simple Assault	139	96
Intimidation	5	2
Stalking	0	0
Forcible Rape	0	0
Forcible Sodomy	0	0
Sexual Assault W/Object	0	0
Forcible Fondling	1	0
Incest	0	0
Statutory Rape	1	0
Kidnapping/Abduction	0	0
Total	173	120

TIBRS Group B Arrests		
Offense	Adult	Juvenile
Bad Checks	0	0
Curfew/Vagrancy	0	0
Disorderly Conduct	14	1
DUI	54	0
Drunkenness	17	0
Family-Non Violent	1	0
Liquor Law Violations	2	0
Peeping Tom	0	0
Trespass	2	0
All Other Offenses	1,101	1
Total Group B	1,191	2

TIBRS Group A Offenses	Offenses		Arrests	
	Reported	Cleared	Adult	Juvenile
Crimes Against Persons				
Murder	2	1	2	0
Negligent Manslaughter	0	0	0	0
Kidnapping/Abduction	0	0	0	0
Forcible Rape	0	0	0	0
Forcible Sodomy	0	0	0	0
Sexual Assault W/Object	1	0	0	0
Forcible Fondling	6	3	2	1
Incest	0	0	0	0
Statutory Rape	1	0	0	0
Aggravated Assault	62	41	31	2
Simple Assault	190	124	108	5
Intimidation	30	3	3	0
Stalking	0	0	0	0
Commercial Sex Acts	0	0	0	0
Involuntary Servitude	0	0	0	0
Crimes Against Property				
Arson	12	1	0	1
Bribery	0	0	0	0
Burglary	233	15	11	2
Counterfeiting/Forgery	3	2	2	0
Destruction/Damage/Vandalism	72	11	6	0
Embezzlement	0	0	0	0
Extortion/Blackmail	1	1	1	0
Fraud - False Pretenses	10	1	0	0
Fraud - Credit Card/ATM	5	3	4	0
Fraud - Impersonation	0	0	0	0
Fraud - Welfare	0	0	0	0
Fraud - Wire	1	0	0	0
Motor Vehicle Theft	44	6	6	1
Robbery	4	2	1	0
Stolen Property Offenses	0	0	0	0
Theft - Pocket-picking	0	0	0	0
Theft - Purse Snatching	0	0	0	0
Theft - Shoplifting	6	3	3	0
Theft From Building	105	18	8	1
Theft From Coin Machine	1	0	0	0
Theft From Motor Vehicle	87	8	6	0
Theft of Motor Vehicle Parts	30	2	3	0
Theft - All Other Larceny	129	6	9	0
Crimes Against Society				
Drug/Narcotic Violations	84	66	76	4
Drug/Narcotic Equipment Violations	70	47	20	0
Gambling - Betting/Wagering	0	0	0	0
Gambling - Operating/Promoting	0	0	0	0
Gambling - Equipment Violations	0	0	0	0
Gambling - Sports Tampering	0	0	0	0
Pornography/Obscene Material	1	0	0	0
Prostitution	0	0	0	0
Prostitution Assisting/Promoting	0	0	0	0
Purchasing Prostitution	0	0	0	0
Weapon Law Violations	12	9	4	0
Total Group A Offenses	1,202	373	306	17



2013 Population Estimate	N/A
Offense Overview	
Offense Total	1,751
Number Cleared	761
Percent Cleared	43.46 %
Group A Crimes per 100,000 population	N/A
Arrest Overview	
Total Arrests	1,538
Adult Arrests	1,477
Juvenile Arrests	61
Unknown Age	0
Arrests per 100,000 population	N/A
Average number offenses/incident	1.25

Domestic Violence Victims		
Offense	Reported	Cleared
Murder	0	0
Aggravated Assault	34	31
Simple Assault	169	128
Intimidation	35	16
Stalking	3	1
Forcible Rape	4	1
Forcible Sodomy	0	0
Sexual Assault W/Object	0	0
Forcible Fondling	8	1
Incest	0	0
Statutory Rape	1	0
Kidnapping/Abduction	9	8
Total	263	186

TIBRS Group B Arrests		
Offense	Adult	Juvenile
Bad Checks	28	0
Curfew/Vagrancy	0	0
Disorderly Conduct	4	3
DUI	89	1
Drunkenness	22	0
Family-Non Violent	0	0
Liquor Law Violations	12	5
Peeping Tom	0	0
Trespass	10	0
All Other Offenses	827	6
Total Group B	992	15

TIBRS Group A Offenses	Offenses		Arrests	
	Reported	Cleared	Adult	Juvenile
Crimes Against Persons				
Murder	0	0	0	0
Negligent Manslaughter	0	0	0	0
Kidnapping/Abduction	13	9	1	0
Forcible Rape	7	2	0	3
Forcible Sodomy	0	0	0	0
Sexual Assault W/Object	0	0	0	0
Forcible Fondling	20	4	1	1
Incest	0	0	0	0
Statutory Rape	3	1	0	0
Aggravated Assault	86	65	50	1
Simple Assault	286	192	141	8
Intimidation	102	32	22	3
Stalking	6	1	1	0
Commercial Sex Acts	0	0	0	0
Involuntary Servitude	0	0	0	0
Crimes Against Property				
Arson	4	1	1	0
Bribery	0	0	0	0
Burglary	161	26	29	0
Counterfeiting/Forgery	16	7	4	1
Destruction/Damage/Vandalism	212	47	18	1
Embezzlement	0	0	0	0
Extortion/Blackmail	0	0	0	0
Fraud - False Pretenses	2	0	0	0
Fraud - Credit Card/ATM	14	3	1	0
Fraud - Impersonation	44	9	7	1
Fraud - Welfare	0	0	0	0
Fraud - Wire	1	0	0	0
Motor Vehicle Theft	64	12	6	1
Robbery	7	4	9	0
Stolen Property Offenses	6	6	6	0
Theft - Pocket-picking	0	0	0	0
Theft - Purse Snatching	1	0	0	0
Theft - Shoplifting	9	1	1	0
Theft From Building	88	14	8	1
Theft From Coin Machine	0	0	0	0
Theft From Motor Vehicle	79	4	3	3
Theft of Motor Vehicle Parts	39	1	1	0
Theft - All Other Larceny	184	32	24	0
Crimes Against Society				
Drug/Narcotic Violations	152	148	114	19
Drug/Narcotic Equipment Violations	127	124	26	2
Gambling - Betting/Wagering	0	0	0	0
Gambling - Operating/Promoting	0	0	0	0
Gambling - Equipment Violations	0	0	0	0
Gambling - Sports Tampering	0	0	0	0
Pornography/Obscene Material	6	4	3	1
Prostitution	0	0	0	0
Prostitution Assisting/Promoting	0	0	0	0
Purchasing Prostitution	0	0	0	0
Weapon Law Violations	12	12	8	0
Total Group A Offenses	1,751	761	485	46



2013 Population Estimate	N/A
Offense Overview	
Offense Total	316
Number Cleared	167
Percent Cleared	52.85 %
Group A Crimes per 100,000 population	N/A
Arrest Overview	
Total Arrests	400
Adult Arrests	382
Juvenile Arrests	18
Unknown Age	0
Arrests per 100,000 population	N/A
Average number offenses/incident	1.18

Domestic Violence Victims		
Offense	Reported	Cleared
Murder	0	0
Aggravated Assault	8	8
Simple Assault	53	47
Intimidation	10	4
Stalking	0	0
Forcible Rape	0	0
Forcible Sodomy	0	0
Sexual Assault W/Object	0	0
Forcible Fondling	0	0
Incest	0	0
Statutory Rape	1	1
Kidnapping/Abduction	0	0
Total	72	60

TIBRS Group B Arrests		
Offense	Adult	Juvenile
Bad Checks	18	0
Curfew/Vagrancy	0	0
Disorderly Conduct	0	2
DUI	11	0
Drunkenness	21	1
Family-Non Violent	1	0
Liquor Law Violations	3	0
Peeping Tom	0	0
Trespass	1	0
All Other Offenses	219	0
Total Group B	274	3

TIBRS Group A Offenses	Offenses		Arrests	
	Reported	Cleared	Adult	Juvenile
Crimes Against Persons				
Murder	1	1	0	0
Negligent Manslaughter	0	0	0	0
Kidnapping/Abduction	0	0	0	0
Forcible Rape	0	0	0	0
Forcible Sodomy	0	0	0	0
Sexual Assault W/Object	0	0	0	0
Forcible Fondling	0	0	0	0
Incest	0	0	0	0
Statutory Rape	2	2	1	0
Aggravated Assault	23	18	12	0
Simple Assault	64	55	32	6
Intimidation	20	6	1	0
Stalking	0	0	0	0
Commercial Sex Acts	0	0	0	0
Involuntary Servitude	0	0	0	0
Crimes Against Property				
Arson	1	1	1	0
Bribery	0	0	0	0
Burglary	35	4	1	2
Counterfeiting/Forgery	6	3	2	1
Destruction/Damage/Vandalism	27	6	2	2
Embezzlement	0	0	0	0
Extortion/Blackmail	0	0	0	0
Fraud - False Pretenses	3	1	0	0
Fraud - Credit Card/ATM	1	0	0	0
Fraud - Impersonation	4	3	3	0
Fraud - Welfare	0	0	0	0
Fraud - Wire	2	0	0	0
Motor Vehicle Theft	12	5	2	0
Robbery	0	0	0	0
Stolen Property Offenses	0	0	0	0
Theft - Pocket-picking	0	0	0	0
Theft - Purse Snatching	0	0	0	0
Theft - Shoplifting	1	1	1	0
Theft From Building	22	7	2	0
Theft From Coin Machine	0	0	0	0
Theft From Motor Vehicle	9	5	4	0
Theft of Motor Vehicle Parts	5	2	1	0
Theft - All Other Larceny	39	10	9	0
Crimes Against Society				
Drug/Narcotic Violations	23	23	28	3
Drug/Narcotic Equipment Violations	16	14	6	1
Gambling - Betting/Wagering	0	0	0	0
Gambling - Operating/Promoting	0	0	0	0
Gambling - Equipment Violations	0	0	0	0
Gambling - Sports Tampering	0	0	0	0
Pornography/Obscene Material	0	0	0	0
Prostitution	0	0	0	0
Prostitution Assisting/Promoting	0	0	0	0
Purchasing Prostitution	0	0	0	0
Weapon Law Violations	0	0	0	0
Total Group A Offenses	316	167	108	15



Claiborne County Sheriff's Office - 2014

2013 Population Estimate	N/A
Offense Overview	
Offense Total	1,053
Number Cleared	482
Percent Cleared	45.77 %
Group A Crimes per 100,000 population	N/A
Arrest Overview	
Total Arrests	1,762
Adult Arrests	1,744
Juvenile Arrests	18
Unknown Age	0
Arrests per 100,000 population	N/A
Average number offenses/incident	1.20

Domestic Violence Victims		
Offense	Reported	Cleared
Murder	0	0
Aggravated Assault	50	43
Simple Assault	86	66
Intimidation	2	2
Stalking	1	1
Forcible Rape	0	0
Forcible Sodomy	0	0
Sexual Assault W/Object	0	0
Forcible Fondling	0	0
Incest	0	0
Statutory Rape	0	0
Kidnapping/Abduction	0	0
Total	139	112

TIBRS Group B Arrests		
Offense	Adult	Juvenile
Bad Checks	7	0
Curfew/Vagrancy	1	2
Disorderly Conduct	9	1
DUI	38	0
Drunkenness	38	1
Family-Non Violent	2	3
Liquor Law Violations	0	0
Peeping Tom	0	0
Trespass	5	0
All Other Offenses	1,243	3
Total Group B	1,343	10

TIBRS Group A Offenses	Offenses		Arrests	
	Reported	Cleared	Adult	Juvenile
Crimes Against Persons				
Murder	0	0	0	0
Negligent Manslaughter	0	0	0	0
Kidnapping/Abduction	0	0	0	0
Forcible Rape	6	0	0	0
Forcible Sodomy	0	0	0	0
Sexual Assault W/Object	1	0	0	0
Forcible Fondling	1	0	0	0
Incest	0	0	0	0
Statutory Rape	0	0	0	0
Aggravated Assault	97	73	62	0
Simple Assault	127	96	74	2
Intimidation	5	3	2	0
Stalking	1	1	1	0
Commercial Sex Acts	0	0	0	0
Involuntary Servitude	0	0	0	0
Crimes Against Property				
Arson	6	0	0	0
Bribery	0	0	0	0
Burglary	242	40	53	1
Counterfeiting/Forgery	9	5	3	0
Destruction/Damage/Vandalism	97	45	24	4
Embezzlement	3	1	1	0
Extortion/Blackmail	0	0	0	0
Fraud - False Pretenses	15	3	3	0
Fraud - Credit Card/ATM	5	0	0	0
Fraud - Impersonation	8	6	5	0
Fraud - Welfare	0	0	0	0
Fraud - Wire	0	0	0	0
Motor Vehicle Theft	34	8	7	0
Robbery	8	3	4	0
Stolen Property Offenses	0	0	0	0
Theft - Pocket-picking	0	0	0	0
Theft - Purse Snatching	2	1	1	0
Theft - Shoplifting	9	7	7	0
Theft From Building	83	15	15	0
Theft From Coin Machine	0	0	0	0
Theft From Motor Vehicle	32	5	3	0
Theft of Motor Vehicle Parts	15	0	0	0
Theft - All Other Larceny	92	19	20	1
Crimes Against Society				
Drug/Narcotic Violations	88	86	83	0
Drug/Narcotic Equipment Violations	52	50	30	0
Gambling - Betting/Wagering	0	0	0	0
Gambling - Operating/Promoting	0	0	0	0
Gambling - Equipment Violations	0	0	0	0
Gambling - Sports Tampering	0	0	0	0
Pornography/Obscene Material	0	0	0	0
Prostitution	0	0	0	0
Prostitution Assisting/Promoting	0	0	0	0
Purchasing Prostitution	0	0	0	0
Weapon Law Violations	15	15	3	0
Total Group A Offenses	1,053	482	401	8



Clay County Sheriff's Office - 2014

2013 Population Estimate	N/A
Offense Overview	
Offense Total	139
Number Cleared	79
Percent Cleared	56.83 %
Group A Crimes per 100,000 population	N/A
Arrest Overview	
Total Arrests	229
Adult Arrests	223
Juvenile Arrests	6
Unknown Age	0
Arrests per 100,000 population	N/A
Average number offenses/incident	1.18

Domestic Violence Victims		
Offense	Reported	Cleared
Murder	0	0
Aggravated Assault	6	6
Simple Assault	14	11
Intimidation	0	0
Stalking	0	0
Forcible Rape	0	0
Forcible Sodomy	0	0
Sexual Assault W/Object	0	0
Forcible Fondling	0	0
Incest	0	0
Statutory Rape	0	0
Kidnapping/Abduction	0	0
Total	20	17

TIBRS Group B Arrests		
Offense	Adult	Juvenile
Bad Checks	0	0
Curfew/Vagrancy	0	0
Disorderly Conduct	3	0
DUI	20	0
Drunkenness	8	0
Family-Non Violent	1	0
Liquor Law Violations	2	0
Peeping Tom	0	0
Trespass	1	0
All Other Offenses	121	1
Total Group B	156	1

TIBRS Group A Offenses	Offenses		Arrests	
	Reported	Cleared	Adult	Juvenile
Crimes Against Persons				
Murder	0	0	0	0
Negligent Manslaughter	0	0	0	0
Kidnapping/Abduction	0	0	0	0
Forcible Rape	0	0	0	0
Forcible Sodomy	0	0	0	0
Sexual Assault W/Object	0	0	0	0
Forcible Fondling	0	0	0	0
Incest	0	0	0	0
Statutory Rape	2	2	2	0
Aggravated Assault	8	8	7	0
Simple Assault	17	14	12	2
Intimidation	1	0	0	0
Stalking	0	0	0	0
Commercial Sex Acts	0	0	0	0
Involuntary Servitude	0	0	0	0
Crimes Against Property				
Arson	1	0	0	0
Bribery	0	0	0	0
Burglary	20	3	3	0
Counterfeiting/Forgery	1	1	2	0
Destruction/Damage/Vandalism	11	2	1	0
Embezzlement	0	0	0	0
Extortion/Blackmail	0	0	0	0
Fraud - False Pretenses	1	0	0	0
Fraud - Credit Card/ATM	0	0	0	0
Fraud - Impersonation	0	0	0	0
Fraud - Welfare	0	0	0	0
Fraud - Wire	0	0	0	0
Motor Vehicle Theft	1	1	2	0
Robbery	0	0	0	0
Stolen Property Offenses	0	0	0	0
Theft - Pocket-picking	0	0	0	0
Theft - Purse Snatching	0	0	0	0
Theft - Shoplifting	0	0	0	0
Theft From Building	0	0	0	0
Theft From Coin Machine	1	0	0	0
Theft From Motor Vehicle	3	0	0	0
Theft of Motor Vehicle Parts	2	1	2	0
Theft - All Other Larceny	26	4	7	0
Crimes Against Society				
Drug/Narcotic Violations	24	23	21	3
Drug/Narcotic Equipment Violations	16	16	3	0
Gambling - Betting/Wagering	0	0	0	0
Gambling - Operating/Promoting	0	0	0	0
Gambling - Equipment Violations	0	0	0	0
Gambling - Sports Tampering	0	0	0	0
Pornography/Obscene Material	0	0	0	0
Prostitution	0	0	0	0
Prostitution Assisting/Promoting	0	0	0	0
Purchasing Prostitution	0	0	0	0
Weapon Law Violations	4	4	5	0
Total Group A Offenses	139	79	67	5



2013 Population Estimate	N/A
Offense Overview	
Offense Total	1,554
Number Cleared	784
Percent Cleared	50.45 %
Group A Crimes per 100,000 population	N/A
Arrest Overview	
Total Arrests	1,447
Adult Arrests	1,392
Juvenile Arrests	55
Unknown Age	0
Arrests per 100,000 population	N/A
Average number offenses/incident	1.20

Domestic Violence Victims		
Offense	Reported	Cleared
Murder	0	0
Aggravated Assault	62	58
Simple Assault	129	110
Intimidation	22	14
Stalking	1	1
Forcible Rape	0	0
Forcible Sodomy	0	0
Sexual Assault W/Object	0	0
Forcible Fondling	0	0
Incest	0	0
Statutory Rape	0	0
Kidnapping/Abduction	2	2
Total	216	185

TIBRS Group B Arrests		
Offense	Adult	Juvenile
Bad Checks	1	0
Curfew/Vagrancy	0	0
Disorderly Conduct	10	1
DUI	106	0
Drunkenness	59	1
Family-Non Violent	15	0
Liquor Law Violations	20	21
Peeping Tom	0	0
Trespass	6	0
All Other Offenses	509	2
Total Group B	726	25

TIBRS Group A Offenses	Offenses		Arrests	
	Reported	Cleared	Adult	Juvenile
Crimes Against Persons				
Murder	0	0	0	0
Negligent Manslaughter	0	0	0	0
Kidnapping/Abduction	2	2	2	0
Forcible Rape	3	2	2	0
Forcible Sodomy	1	1	0	0
Sexual Assault W/Object	0	0	0	0
Forcible Fondling	4	2	2	0
Incest	0	0	0	0
Statutory Rape	1	1	1	0
Aggravated Assault	100	78	55	0
Simple Assault	191	156	159	4
Intimidation	49	19	16	0
Stalking	1	1	1	0
Commercial Sex Acts	0	0	0	0
Involuntary Servitude	0	0	0	0
Crimes Against Property				
Arson	27	6	0	7
Bribery	0	0	0	0
Burglary	226	42	52	0
Counterfeiting/Forgery	11	6	7	0
Destruction/Damage/Vandalism	182	45	26	5
Embezzlement	2	2	2	1
Extortion/Blackmail	0	0	0	0
Fraud - False Pretenses	38	18	15	0
Fraud - Credit Card/ATM	18	6	8	0
Fraud - Impersonation	3	3	2	0
Fraud - Welfare	0	0	0	0
Fraud - Wire	3	1	6	0
Motor Vehicle Theft	45	14	11	2
Robbery	9	4	6	0
Stolen Property Offenses	0	0	0	0
Theft - Pocket-picking	1	1	1	0
Theft - Purse Snatching	1	0	0	0
Theft - Shoplifting	20	18	19	0
Theft From Building	104	37	35	1
Theft From Coin Machine	1	0	0	0
Theft From Motor Vehicle	57	3	2	0
Theft of Motor Vehicle Parts	33	1	0	0
Theft - All Other Larceny	126	24	29	0
Crimes Against Society				
Drug/Narcotic Violations	161	161	171	9
Drug/Narcotic Equipment Violations	89	89	29	0
Gambling - Betting/Wagering	0	0	0	0
Gambling - Operating/Promoting	0	0	0	0
Gambling - Equipment Violations	0	0	0	0
Gambling - Sports Tampering	0	0	0	0
Pornography/Obscene Material	1	1	1	0
Prostitution	0	0	0	0
Prostitution Assisting/Promoting	0	0	0	0
Purchasing Prostitution	0	0	0	0
Weapon Law Violations	44	40	6	1
Total Group A Offenses	1,554	784	666	30



2013 Population Estimate	N/A
Offense Overview	
Offense Total	1,231
Number Cleared	554
Percent Cleared	45.00 %
Group A Crimes per 100,000 population	N/A
Arrest Overview	
Total Arrests	622
Adult Arrests	601
Juvenile Arrests	21
Unknown Age	0
Arrests per 100,000 population	N/A
Average number offenses/incident	1.14

Domestic Violence Victims		
Offense	Reported	Cleared
Murder	0	0
Aggravated Assault	24	15
Simple Assault	108	56
Intimidation	12	0
Stalking	0	0
Forcible Rape	0	0
Forcible Sodomy	0	0
Sexual Assault W/Object	0	0
Forcible Fondling	0	0
Incest	0	0
Statutory Rape	0	0
Kidnapping/Abduction	1	0
Total	145	71

TIBRS Group B Arrests		
Offense	Adult	Juvenile
Bad Checks	0	0
Curfew/Vagrancy	0	0
Disorderly Conduct	13	1
DUI	43	0
Drunkenness	40	1
Family-Non Violent	0	0
Liquor Law Violations	5	5
Peeping Tom	0	0
Trespass	0	0
All Other Offenses	35	1
Total Group B	136	8

TIBRS Group A Offenses	Offenses		Arrests	
	Reported	Cleared	Adult	Juvenile
Crimes Against Persons				
Murder	1	1	1	0
Negligent Manslaughter	0	0	0	0
Kidnapping/Abduction	1	0	0	0
Forcible Rape	2	0	0	0
Forcible Sodomy	0	0	0	0
Sexual Assault W/Object	1	0	0	0
Forcible Fondling	4	0	0	0
Incest	0	0	0	0
Statutory Rape	2	0	0	0
Aggravated Assault	65	26	23	2
Simple Assault	153	65	53	5
Intimidation	60	1	1	0
Stalking	0	0	0	0
Commercial Sex Acts	0	0	0	0
Involuntary Servitude	0	0	0	0
Crimes Against Property				
Arson	1	1	1	0
Bribery	0	0	0	0
Burglary	118	8	10	0
Counterfeiting/Forgery	3	0	0	0
Destruction/Damage/Vandalism	101	10	4	0
Embezzlement	2	0	0	0
Extortion/Blackmail	0	0	0	0
Fraud - False Pretenses	3	0	0	0
Fraud - Credit Card/ATM	11	0	0	0
Fraud - Impersonation	10	0	0	0
Fraud - Welfare	0	0	0	0
Fraud - Wire	0	0	0	0
Motor Vehicle Theft	37	5	5	1
Robbery	3	0	0	0
Stolen Property Offenses	0	0	0	0
Theft - Pocket-picking	0	0	0	0
Theft - Purse Snatching	0	0	0	0
Theft - Shoplifting	0	0	0	0
Theft From Building	85	5	2	0
Theft From Coin Machine	0	0	0	0
Theft From Motor Vehicle	54	7	7	0
Theft of Motor Vehicle Parts	5	0	0	0
Theft - All Other Larceny	88	7	6	0
Crimes Against Society				
Drug/Narcotic Violations	337	336	341	5
Drug/Narcotic Equipment Violations	74	72	8	0
Gambling - Betting/Wagering	0	0	0	0
Gambling - Operating/Promoting	0	0	0	0
Gambling - Equipment Violations	0	0	0	0
Gambling - Sports Tampering	0	0	0	0
Pornography/Obscene Material	0	0	0	0
Prostitution	0	0	0	0
Prostitution Assisting/Promoting	0	0	0	0
Purchasing Prostitution	0	0	0	0
Weapon Law Violations	10	10	3	0
Total Group A Offenses	1,231	554	465	13



2013 Population Estimate	N/A
Offense Overview	
Offense Total	308
Number Cleared	115
Percent Cleared	37.34 %
Group A Crimes per 100,000 population	N/A
Arrest Overview	
Total Arrests	447
Adult Arrests	436
Juvenile Arrests	11
Unknown Age	0
Arrests per 100,000 population	N/A
Average number offenses/incident	1.19

Domestic Violence Victims		
Offense	Reported	Cleared
Murder	0	0
Aggravated Assault	16	13
Simple Assault	38	36
Intimidation	6	3
Stalking	2	0
Forcible Rape	0	0
Forcible Sodomy	0	0
Sexual Assault W/Object	0	0
Forcible Fondling	1	1
Incest	0	0
Statutory Rape	0	0
Kidnapping/Abduction	0	0
Total	63	53

TIBRS Group B Arrests		
Offense	Adult	Juvenile
Bad Checks	35	0
Curfew/Vagrancy	0	0
Disorderly Conduct	3	1
DUI	15	0
Drunkenness	14	0
Family-Non Violent	19	2
Liquor Law Violations	1	0
Peeping Tom	0	0
Trespass	2	0
All Other Offenses	259	1
Total Group B	348	4

TIBRS Group A Offenses	Offenses		Arrests	
	Reported	Cleared	Adult	Juvenile
Crimes Against Persons				
Murder	0	0	0	0
Negligent Manslaughter	0	0	0	0
Kidnapping/Abduction	0	0	0	0
Forcible Rape	0	0	0	0
Forcible Sodomy	0	0	0	0
Sexual Assault W/Object	0	0	0	0
Forcible Fondling	3	3	3	0
Incest	0	0	0	0
Statutory Rape	0	0	0	0
Aggravated Assault	28	18	11	2
Simple Assault	59	43	35	3
Intimidation	18	5	5	0
Stalking	4	1	1	0
Commercial Sex Acts	0	0	0	0
Involuntary Servitude	0	0	0	0
Crimes Against Property				
Arson	1	0	0	0
Bribery	0	0	0	0
Burglary	23	2	2	0
Counterfeiting/Forgery	0	0	0	0
Destruction/Damage/Vandalism	53	11	6	0
Embezzlement	0	0	0	0
Extortion/Blackmail	1	0	0	0
Fraud - False Pretenses	2	0	0	0
Fraud - Credit Card/ATM	2	1	1	0
Fraud - Impersonation	0	0	0	0
Fraud - Welfare	0	0	0	0
Fraud - Wire	0	0	0	0
Motor Vehicle Theft	16	2	3	0
Robbery	0	0	0	0
Stolen Property Offenses	0	0	0	0
Theft - Pocket-picking	0	0	0	0
Theft - Purse Snatching	0	0	0	0
Theft - Shoplifting	0	0	0	0
Theft From Building	23	3	2	0
Theft From Coin Machine	0	0	0	0
Theft From Motor Vehicle	13	0	0	0
Theft of Motor Vehicle Parts	5	0	0	0
Theft - All Other Larceny	34	4	3	0
Crimes Against Society				
Drug/Narcotic Violations	12	11	11	1
Drug/Narcotic Equipment Violations	5	5	2	0
Gambling - Betting/Wagering	0	0	0	0
Gambling - Operating/Promoting	0	0	0	0
Gambling - Equipment Violations	0	0	0	0
Gambling - Sports Tampering	0	0	0	0
Pornography/Obscene Material	1	1	1	0
Prostitution	0	0	0	0
Prostitution Assisting/Promoting	0	0	0	0
Purchasing Prostitution	0	0	0	0
Weapon Law Violations	5	5	2	1
Total Group A Offenses	308	115	88	7



Cumberland County Sheriff's Office - 2014

2013 Population Estimate	N/A
Offense Overview	
Offense Total	1,902
Number Cleared	621
Percent Cleared	32.65 %
Group A Crimes per 100,000 population	N/A
Arrest Overview	
Total Arrests	1,906
Adult Arrests	1,905
Juvenile Arrests	1
Unknown Age	0
Arrests per 100,000 population	N/A
Average number offenses/incident	1.13

Domestic Violence Victims		
Offense	Reported	Cleared
Murder	2	2
Aggravated Assault	52	48
Simple Assault	88	87
Intimidation	8	8
Stalking	2	1
Forcible Rape	0	0
Forcible Sodomy	0	0
Sexual Assault W/Object	0	0
Forcible Fondling	2	2
Incest	0	0
Statutory Rape	0	0
Kidnapping/Abduction	0	0
Total	154	148

TIBRS Group B Arrests		
Offense	Adult	Juvenile
Bad Checks	14	0
Curfew/Vagrancy	0	0
Disorderly Conduct	13	0
DUI	101	0
Drunkenness	43	0
Family-Non Violent	48	0
Liquor Law Violations	14	0
Peeping Tom	0	0
Trespass	16	0
All Other Offenses	1,149	0
Total Group B	1,398	0

TIBRS Group A Offenses	Offenses		Arrests	
	Reported	Cleared	Adult	Juvenile
Crimes Against Persons				
Murder	2	2	2	0
Negligent Manslaughter	0	0	0	0
Kidnapping/Abduction	1	0	0	0
Forcible Rape	2	1	1	0
Forcible Sodomy	0	0	0	0
Sexual Assault W/Object	0	0	0	0
Forcible Fondling	2	2	2	0
Incest	0	0	0	0
Statutory Rape	0	0	0	0
Aggravated Assault	92	73	59	0
Simple Assault	116	104	98	0
Intimidation	12	8	8	0
Stalking	2	1	1	0
Commercial Sex Acts	0	0	0	0
Involuntary Servitude	0	0	0	0
Crimes Against Property				
Arson	6	1	0	0
Bribery	0	0	0	0
Burglary	394	69	57	0
Counterfeiting/Forgery	13	4	3	0
Destruction/Damage/Vandalism	285	35	18	0
Embezzlement	4	0	0	0
Extortion/Blackmail	0	0	0	0
Fraud - False Pretenses	8	1	1	0
Fraud - Credit Card/ATM	19	1	1	0
Fraud - Impersonation	3	0	0	0
Fraud - Welfare	0	0	0	0
Fraud - Wire	1	0	0	0
Motor Vehicle Theft	113	29	26	0
Robbery	3	2	2	0
Stolen Property Offenses	3	3	3	0
Theft - Pocket-picking	0	0	0	0
Theft - Purse Snatching	0	0	0	0
Theft - Shoplifting	15	8	8	0
Theft From Building	197	26	18	1
Theft From Coin Machine	1	0	0	0
Theft From Motor Vehicle	119	7	12	0
Theft of Motor Vehicle Parts	7	1	1	0
Theft - All Other Larceny	247	15	18	0
Crimes Against Society				
Drug/Narcotic Violations	131	127	134	0
Drug/Narcotic Equipment Violations	85	83	27	0
Gambling - Betting/Wagering	0	0	0	0
Gambling - Operating/Promoting	0	0	0	0
Gambling - Equipment Violations	0	0	0	0
Gambling - Sports Tampering	0	0	0	0
Pornography/Obscene Material	0	0	0	0
Prostitution	1	1	1	0
Prostitution Assisting/Promoting	0	0	0	0
Purchasing Prostitution	0	0	0	0
Weapon Law Violations	18	17	6	0
Total Group A Offenses	1,902	621	507	1



2013 Population Estimate	N/A
Offense Overview	
Offense Total	446
Number Cleared	132
Percent Cleared	29.60 %
Group A Crimes per 100,000 population	N/A
Arrest Overview	
Total Arrests	324
Adult Arrests	312
Juvenile Arrests	12
Unknown Age	0
Arrests per 100,000 population	N/A
Average number offenses/incident	1.06

Domestic Violence Victims		
Offense	Reported	Cleared
Murder	0	0
Aggravated Assault	12	12
Simple Assault	28	21
Intimidation	8	1
Stalking	0	0
Forcible Rape	0	0
Forcible Sodomy	0	0
Sexual Assault W/Object	0	0
Forcible Fondling	0	0
Incest	0	0
Statutory Rape	0	0
Kidnapping/Abduction	1	1
Total	49	35

TIBRS Group B Arrests		
Offense	Adult	Juvenile
Bad Checks	20	0
Curfew/Vagrancy	0	0
Disorderly Conduct	12	0
DUI	25	0
Drunkenness	23	0
Family-Non Violent	1	0
Liquor Law Violations	4	5
Peeping Tom	0	0
Trespass	5	1
All Other Offenses	101	0
Total Group B	191	6

TIBRS Group A Offenses	Offenses		Arrests	
	Reported	Cleared	Adult	Juvenile
Crimes Against Persons				
Murder	0	0	0	0
Negligent Manslaughter	0	0	0	0
Kidnapping/Abduction	2	2	2	0
Forcible Rape	0	0	0	0
Forcible Sodomy	0	0	0	0
Sexual Assault W/Object	1	0	0	0
Forcible Fondling	1	0	0	0
Incest	0	0	0	0
Statutory Rape	0	0	0	0
Aggravated Assault	19	15	14	0
Simple Assault	59	44	38	6
Intimidation	46	11	9	0
Stalking	2	1	1	0
Commercial Sex Acts	0	0	0	0
Involuntary Servitude	0	0	0	0
Crimes Against Property				
Arson	0	0	0	0
Bribery	0	0	0	0
Burglary	71	3	3	0
Counterfeiting/Forgery	1	0	0	0
Destruction/Damage/Vandalism	69	5	5	0
Embezzlement	0	0	0	0
Extortion/Blackmail	0	0	0	0
Fraud - False Pretenses	1	0	0	0
Fraud - Credit Card/ATM	6	0	0	0
Fraud - Impersonation	2	0	0	0
Fraud - Welfare	0	0	0	0
Fraud - Wire	1	0	0	0
Motor Vehicle Theft	15	0	0	0
Robbery	0	0	0	0
Stolen Property Offenses	0	0	0	0
Theft - Pocket-picking	0	0	0	0
Theft - Purse Snatching	0	0	0	0
Theft - Shoplifting	1	1	1	0
Theft From Building	23	3	3	0
Theft From Coin Machine	0	0	0	0
Theft From Motor Vehicle	15	0	0	0
Theft of Motor Vehicle Parts	9	0	0	0
Theft - All Other Larceny	59	4	4	0
Crimes Against Society				
Drug/Narcotic Violations	22	22	25	0
Drug/Narcotic Equipment Violations	18	18	13	0
Gambling - Betting/Wagering	0	0	0	0
Gambling - Operating/Promoting	0	0	0	0
Gambling - Equipment Violations	0	0	0	0
Gambling - Sports Tampering	0	0	0	0
Pornography/Obscene Material	0	0	0	0
Prostitution	0	0	0	0
Prostitution Assisting/Promoting	0	0	0	0
Purchasing Prostitution	0	0	0	0
Weapon Law Violations	3	3	3	0
Total Group A Offenses	446	132	121	6



2013 Population Estimate	N/A
Offense Overview	
Offense Total	516
Number Cleared	317
Percent Cleared	61.43 %
Group A Crimes per 100,000 population	N/A
Arrest Overview	
Total Arrests	882
Adult Arrests	839
Juvenile Arrests	43
Unknown Age	0
Arrests per 100,000 population	N/A
Average number offenses/incident	1.18

Domestic Violence Victims		
Offense	Reported	Cleared
Murder	0	0
Aggravated Assault	9	9
Simple Assault	58	56
Intimidation	4	4
Stalking	0	0
Forcible Rape	1	1
Forcible Sodomy	0	0
Sexual Assault W/Object	0	0
Forcible Fondling	2	2
Incest	0	0
Statutory Rape	1	0
Kidnapping/Abduction	0	0
Total	75	72

TIBRS Group B Arrests		
Offense	Adult	Juvenile
Bad Checks	17	0
Curfew/Vagrancy	0	0
Disorderly Conduct	4	15
DUI	51	0
Drunkenness	15	0
Family-Non Violent	12	0
Liquor Law Violations	2	2
Peeping Tom	0	0
Trespass	5	0
All Other Offenses	488	16
Total Group B	594	33

TIBRS Group A Offenses	Offenses		Arrests	
	Reported	Cleared	Adult	Juvenile
Crimes Against Persons				
Murder	0	0	0	0
Negligent Manslaughter	0	0	0	0
Kidnapping/Abduction	2	2	3	0
Forcible Rape	1	1	1	0
Forcible Sodomy	0	0	0	0
Sexual Assault W/Object	0	0	0	0
Forcible Fondling	2	2	2	0
Incest	0	0	0	0
Statutory Rape	1	0	0	0
Aggravated Assault	14	13	11	0
Simple Assault	88	81	75	5
Intimidation	15	9	8	0
Stalking	5	3	3	0
Commercial Sex Acts	0	0	0	0
Involuntary Servitude	0	0	0	0
Crimes Against Property				
Arson	1	1	1	0
Bribery	0	0	0	0
Burglary	57	11	13	2
Counterfeiting/Forgery	18	16	2	0
Destruction/Damage/Vandalism	37	6	1	1
Embezzlement	0	0	0	0
Extortion/Blackmail	0	0	0	0
Fraud - False Pretenses	28	20	0	0
Fraud - Credit Card/ATM	14	5	2	0
Fraud - Impersonation	4	4	3	0
Fraud - Welfare	0	0	0	0
Fraud - Wire	0	0	0	0
Motor Vehicle Theft	12	8	7	1
Robbery	0	0	0	0
Stolen Property Offenses	0	0	0	0
Theft - Pocket-picking	0	0	0	0
Theft - Purse Snatching	0	0	0	0
Theft - Shoplifting	1	1	1	0
Theft From Building	42	23	17	1
Theft From Coin Machine	2	0	0	0
Theft From Motor Vehicle	25	5	1	0
Theft of Motor Vehicle Parts	7	2	1	0
Theft - All Other Larceny	48	13	15	0
Crimes Against Society				
Drug/Narcotic Violations	51	51	52	0
Drug/Narcotic Equipment Violations	32	32	23	0
Gambling - Betting/Wagering	0	0	0	0
Gambling - Operating/Promoting	0	0	0	0
Gambling - Equipment Violations	0	0	0	0
Gambling - Sports Tampering	0	0	0	0
Pornography/Obscene Material	1	0	0	0
Prostitution	0	0	0	0
Prostitution Assisting/Promoting	0	0	0	0
Purchasing Prostitution	0	0	0	0
Weapon Law Violations	8	8	3	0
Total Group A Offenses	516	317	245	10



Dickson County Sheriff's Office - 2014

2013 Population Estimate	N/A
Offense Overview	
Offense Total	1,343
Number Cleared	581
Percent Cleared	43.26 %
Group A Crimes per 100,000 population	N/A
Arrest Overview	
Total Arrests	1,863
Adult Arrests	1,822
Juvenile Arrests	41
Unknown Age	0
Arrests per 100,000 population	N/A
Average number offenses/incident	1.08

Domestic Violence Victims		
Offense	Reported	Cleared
Murder	0	0
Aggravated Assault	62	54
Simple Assault	167	137
Intimidation	46	17
Stalking	1	1
Forcible Rape	4	1
Forcible Sodomy	0	0
Sexual Assault W/Object	0	0
Forcible Fondling	4	2
Incest	0	0
Statutory Rape	0	0
Kidnapping/Abduction	1	0
Total	285	212

TIBRS Group B Arrests		
Offense	Adult	Juvenile
Bad Checks	43	0
Curfew/Vagrancy	0	0
Disorderly Conduct	4	1
DUI	87	1
Drunkenness	26	0
Family-Non Violent	20	0
Liquor Law Violations	3	3
Peeping Tom	0	0
Trespass	2	0
All Other Offenses	1,200	14
Total Group B	1,385	19

TIBRS Group A Offenses	Offenses		Arrests	
	Reported	Cleared	Adult	Juvenile
Crimes Against Persons				
Murder	0	0	0	0
Negligent Manslaughter	0	0	0	0
Kidnapping/Abduction	4	1	1	0
Forcible Rape	11	1	1	0
Forcible Sodomy	0	0	0	0
Sexual Assault W/Object	0	0	0	0
Forcible Fondling	12	4	3	0
Incest	0	0	0	0
Statutory Rape	1	0	0	0
Aggravated Assault	95	71	56	3
Simple Assault	233	165	105	9
Intimidation	111	33	9	1
Stalking	1	1	1	0
Commercial Sex Acts	0	0	0	0
Involuntary Servitude	0	0	0	0
Crimes Against Property				
Arson	7	3	3	0
Bribery	0	0	0	0
Burglary	171	30	29	0
Counterfeiting/Forgery	9	3	1	0
Destruction/Damage/Vandalism	119	16	7	0
Embezzlement	0	0	0	0
Extortion/Blackmail	1	0	0	0
Fraud - False Pretenses	61	8	6	0
Fraud - Credit Card/ATM	5	0	0	0
Fraud - Impersonation	28	8	7	0
Fraud - Welfare	1	0	0	0
Fraud - Wire	9	0	0	0
Motor Vehicle Theft	34	11	7	1
Robbery	3	1	1	0
Stolen Property Offenses	4	3	3	0
Theft - Pocket-picking	1	0	0	0
Theft - Purse Snatching	0	0	0	0
Theft - Shoplifting	7	3	2	0
Theft From Building	41	6	3	1
Theft From Coin Machine	0	0	0	0
Theft From Motor Vehicle	38	8	9	0
Theft of Motor Vehicle Parts	11	1	0	0
Theft - All Other Larceny	123	26	27	0
Crimes Against Society				
Drug/Narcotic Violations	131	117	115	7
Drug/Narcotic Equipment Violations	50	45	32	0
Gambling - Betting/Wagering	0	0	0	0
Gambling - Operating/Promoting	0	0	0	0
Gambling - Equipment Violations	0	0	0	0
Gambling - Sports Tampering	0	0	0	0
Pornography/Obscene Material	5	2	2	0
Prostitution	0	0	0	0
Prostitution Assisting/Promoting	0	0	0	0
Purchasing Prostitution	0	0	0	0
Weapon Law Violations	16	14	7	0
Total Group A Offenses	1,343	581	437	22



Dyer County Sheriff's Office - 2014

2013 Population Estimate	N/A
Offense Overview	
Offense Total	567
Number Cleared	189
Percent Cleared	33.33 %
Group A Crimes per 100,000 population	N/A
Arrest Overview	
Total Arrests	976
Adult Arrests	907
Juvenile Arrests	69
Unknown Age	0
Arrests per 100,000 population	N/A
Average number offenses/incident	1.12

Domestic Violence Victims		
Offense	Reported	Cleared
Murder	0	0
Aggravated Assault	27	23
Simple Assault	53	43
Intimidation	1	0
Stalking	0	0
Forcible Rape	0	0
Forcible Sodomy	0	0
Sexual Assault W/Object	0	0
Forcible Fondling	0	0
Incest	0	0
Statutory Rape	0	0
Kidnapping/Abduction	0	0
Total	81	66

TIBRS Group B Arrests		
Offense	Adult	Juvenile
Bad Checks	2	0
Curfew/Vagrancy	0	0
Disorderly Conduct	2	1
DUI	45	0
Drunkenness	11	0
Family-Non Violent	1	0
Liquor Law Violations	1	1
Peeping Tom	0	0
Trespass	4	4
All Other Offenses	666	39
Total Group B	732	45

TIBRS Group A Offenses	Offenses		Arrests	
	Reported	Cleared	Adult	Juvenile
Crimes Against Persons				
Murder	0	0	0	0
Negligent Manslaughter	0	0	0	0
Kidnapping/Abduction	0	0	0	0
Forcible Rape	2	0	0	0
Forcible Sodomy	0	0	0	0
Sexual Assault W/Object	0	0	0	0
Forcible Fondling	5	0	0	0
Incest	0	0	0	0
Statutory Rape	2	1	1	0
Aggravated Assault	42	31	22	1
Simple Assault	78	50	40	5
Intimidation	5	1	1	0
Stalking	0	0	0	0
Commercial Sex Acts	0	0	0	0
Involuntary Servitude	0	0	0	0
Crimes Against Property				
Arson	0	0	0	0
Bribery	0	0	0	0
Burglary	89	6	7	2
Counterfeiting/Forgery	5	0	0	0
Destruction/Damage/Vandalism	67	9	5	7
Embezzlement	0	0	0	0
Extortion/Blackmail	0	0	0	0
Fraud - False Pretenses	0	0	0	0
Fraud - Credit Card/ATM	1	0	0	0
Fraud - Impersonation	0	0	0	0
Fraud - Welfare	0	0	0	0
Fraud - Wire	0	0	0	0
Motor Vehicle Theft	22	1	1	0
Robbery	2	2	3	0
Stolen Property Offenses	1	0	0	0
Theft - Pocket-picking	0	0	0	0
Theft - Purse Snatching	0	0	0	0
Theft - Shoplifting	4	1	1	0
Theft From Building	28	3	3	0
Theft From Coin Machine	0	0	0	0
Theft From Motor Vehicle	39	2	2	0
Theft of Motor Vehicle Parts	4	0	0	0
Theft - All Other Larceny	90	13	14	2
Crimes Against Society				
Drug/Narcotic Violations	57	47	50	6
Drug/Narcotic Equipment Violations	21	20	23	0
Gambling - Betting/Wagering	0	0	0	0
Gambling - Operating/Promoting	0	0	0	0
Gambling - Equipment Violations	0	0	0	0
Gambling - Sports Tampering	0	0	0	0
Pornography/Obscene Material	0	0	0	0
Prostitution	0	0	0	0
Prostitution Assisting/Promoting	0	0	0	0
Purchasing Prostitution	0	0	0	0
Weapon Law Violations	3	2	2	1
Total Group A Offenses	567	189	175	24



Fayette County Sheriff's Office - 2014

2013 Population Estimate	N/A
Offense Overview	
Offense Total	930
Number Cleared	261
Percent Cleared	28.06 %
Group A Crimes per 100,000 population	N/A
Arrest Overview	
Total Arrests	647
Adult Arrests	631
Juvenile Arrests	16
Unknown Age	0
Arrests per 100,000 population	N/A
Average number offenses/incident	1.16

Domestic Violence Victims		
Offense	Reported	Cleared
Murder	0	0
Aggravated Assault	28	25
Simple Assault	64	38
Intimidation	8	0
Stalking	0	0
Forcible Rape	1	0
Forcible Sodomy	0	0
Sexual Assault W/Object	0	0
Forcible Fondling	0	0
Incest	0	0
Statutory Rape	0	0
Kidnapping/Abduction	0	0
Total	101	63

TIBRS Group B Arrests		
Offense	Adult	Juvenile
Bad Checks	15	0
Curfew/Vagrancy	0	0
Disorderly Conduct	9	0
DUI	34	1
Drunkenness	5	1
Family-Non Violent	0	0
Liquor Law Violations	1	0
Peeping Tom	0	0
Trespass	1	0
All Other Offenses	343	0
Total Group B	408	2

TIBRS Group A Offenses	Offenses		Arrests	
	Reported	Cleared	Adult	Juvenile
Crimes Against Persons				
Murder	0	0	0	0
Negligent Manslaughter	0	0	0	0
Kidnapping/Abduction	0	0	0	0
Forcible Rape	4	1	1	0
Forcible Sodomy	0	0	0	0
Sexual Assault W/Object	0	0	0	0
Forcible Fondling	3	1	1	0
Incest	0	0	0	0
Statutory Rape	2	2	2	0
Aggravated Assault	67	51	43	1
Simple Assault	156	78	63	5
Intimidation	82	8	7	1
Stalking	0	0	0	0
Commercial Sex Acts	0	0	0	0
Involuntary Servitude	0	0	0	0
Crimes Against Property				
Arson	1	1	1	0
Bribery	0	0	0	0
Burglary	100	6	6	0
Counterfeiting/Forgery	5	0	0	0
Destruction/Damage/Vandalism	136	8	6	0
Embezzlement	0	0	0	0
Extortion/Blackmail	0	0	0	0
Fraud - False Pretenses	9	0	0	0
Fraud - Credit Card/ATM	2	0	0	0
Fraud - Impersonation	23	1	1	0
Fraud - Welfare	0	0	0	0
Fraud - Wire	4	0	0	0
Motor Vehicle Theft	37	5	6	0
Robbery	5	0	0	0
Stolen Property Offenses	0	0	0	0
Theft - Pocket-picking	1	0	0	0
Theft - Purse Snatching	0	0	0	0
Theft - Shoplifting	0	0	0	0
Theft From Building	69	10	10	0
Theft From Coin Machine	0	0	0	0
Theft From Motor Vehicle	45	2	2	0
Theft of Motor Vehicle Parts	14	0	0	0
Theft - All Other Larceny	77	7	13	0
Crimes Against Society				
Drug/Narcotic Violations	58	55	55	6
Drug/Narcotic Equipment Violations	16	15	1	0
Gambling - Betting/Wagering	0	0	0	0
Gambling - Operating/Promoting	0	0	0	0
Gambling - Equipment Violations	0	0	0	0
Gambling - Sports Tampering	0	0	0	0
Pornography/Obscene Material	0	0	0	0
Prostitution	0	0	0	0
Prostitution Assisting/Promoting	0	0	0	0
Purchasing Prostitution	0	0	0	0
Weapon Law Violations	14	10	5	1
Total Group A Offenses	930	261	223	14



Fentress County Sheriff's Office - 2014

2013 Population Estimate	N/A
Offense Overview	
Offense Total	718
Number Cleared	329
Percent Cleared	45.82 %
Group A Crimes per 100,000 population	N/A
Arrest Overview	
Total Arrests	579
Adult Arrests	573
Juvenile Arrests	6
Unknown Age	0
Arrests per 100,000 population	N/A
Average number offenses/incident	1.14

Domestic Violence Victims		
Offense	Reported	Cleared
Murder	0	0
Aggravated Assault	11	10
Simple Assault	56	45
Intimidation	7	3
Stalking	0	0
Forcible Rape	0	0
Forcible Sodomy	0	0
Sexual Assault W/Object	0	0
Forcible Fondling	0	0
Incest	0	0
Statutory Rape	0	0
Kidnapping/Abduction	0	0
Total	74	58

TIBRS Group B Arrests		
Offense	Adult	Juvenile
Bad Checks	1	0
Curfew/Vagrancy	0	0
Disorderly Conduct	0	0
DUI	41	0
Drunkenness	8	0
Family-Non Violent	0	0
Liquor Law Violations	0	0
Peeping Tom	0	0
Trespass	3	0
All Other Offenses	216	0
Total Group B	269	0

TIBRS Group A Offenses	Offenses		Arrests	
	Reported	Cleared	Adult	Juvenile
Crimes Against Persons				
Murder	1	1	1	0
Negligent Manslaughter	0	0	0	0
Kidnapping/Abduction	1	0	0	0
Forcible Rape	2	1	1	0
Forcible Sodomy	2	2	1	0
Sexual Assault W/Object	0	0	0	0
Forcible Fondling	0	0	0	0
Incest	0	0	0	0
Statutory Rape	0	0	0	0
Aggravated Assault	24	20	13	0
Simple Assault	77	59	57	2
Intimidation	18	5	4	1
Stalking	4	2	2	0
Commercial Sex Acts	0	0	0	0
Involuntary Servitude	0	0	0	0
Crimes Against Property				
Arson	0	0	0	0
Bribery	0	0	0	0
Burglary	126	16	24	0
Counterfeiting/Forgery	11	8	7	0
Destruction/Damage/Vandalism	78	10	11	3
Embezzlement	0	0	0	0
Extortion/Blackmail	0	0	0	0
Fraud - False Pretenses	14	9	9	0
Fraud - Credit Card/ATM	5	0	0	0
Fraud - Impersonation	8	2	2	0
Fraud - Welfare	0	0	0	0
Fraud - Wire	1	0	0	0
Motor Vehicle Theft	17	11	9	0
Robbery	4	2	2	0
Stolen Property Offenses	0	0	0	0
Theft - Pocket-picking	0	0	0	0
Theft - Purse Snatching	1	0	0	0
Theft - Shoplifting	7	5	6	0
Theft From Building	42	9	8	0
Theft From Coin Machine	3	0	0	0
Theft From Motor Vehicle	30	6	6	0
Theft of Motor Vehicle Parts	3	0	0	0
Theft - All Other Larceny	90	13	16	0
Crimes Against Society				
Drug/Narcotic Violations	77	77	86	0
Drug/Narcotic Equipment Violations	63	63	34	0
Gambling - Betting/Wagering	0	0	0	0
Gambling - Operating/Promoting	0	0	0	0
Gambling - Equipment Violations	0	0	0	0
Gambling - Sports Tampering	0	0	0	0
Pornography/Obscene Material	1	0	0	0
Prostitution	0	0	0	0
Prostitution Assisting/Promoting	0	0	0	0
Purchasing Prostitution	0	0	0	0
Weapon Law Violations	8	8	5	0
Total Group A Offenses	718	329	304	6



Franklin County Sheriff's Office - 2014

2013 Population Estimate	N/A
Offense Overview	
Offense Total	419
Number Cleared	177
Percent Cleared	42.24 %
Group A Crimes per 100,000 population	N/A
Arrest Overview	
Total Arrests	871
Adult Arrests	835
Juvenile Arrests	36
Unknown Age	0
Arrests per 100,000 population	N/A
Average number offenses/incident	1.11

Domestic Violence Victims		
Offense	Reported	Cleared
Murder	0	0
Aggravated Assault	14	8
Simple Assault	39	35
Intimidation	17	2
Stalking	3	0
Forcible Rape	0	0
Forcible Sodomy	0	0
Sexual Assault W/Object	0	0
Forcible Fondling	1	0
Incest	0	0
Statutory Rape	0	0
Kidnapping/Abduction	0	0
Total	74	45

TIBRS Group B Arrests		
Offense	Adult	Juvenile
Bad Checks	19	0
Curfew/Vagrancy	0	0
Disorderly Conduct	6	4
DUI	20	0
Drunkenness	7	0
Family-Non Violent	0	0
Liquor Law Violations	5	0
Peeping Tom	0	0
Trespass	2	0
All Other Offenses	657	7
Total Group B	716	11

TIBRS Group A Offenses	Offenses		Arrests	
	Reported	Cleared	Adult	Juvenile
Crimes Against Persons				
Murder	0	0	0	0
Negligent Manslaughter	0	0	0	0
Kidnapping/Abduction	0	0	0	0
Forcible Rape	3	2	2	0
Forcible Sodomy	0	0	0	0
Sexual Assault W/Object	0	0	0	0
Forcible Fondling	2	0	0	0
Incest	0	0	0	0
Statutory Rape	0	0	0	0
Aggravated Assault	28	20	13	4
Simple Assault	57	48	39	7
Intimidation	49	8	2	4
Stalking	6	0	0	0
Commercial Sex Acts	0	0	0	0
Involuntary Servitude	0	0	0	0
Crimes Against Property				
Arson	2	0	0	0
Bribery	0	0	0	0
Burglary	49	15	7	1
Counterfeiting/Forgery	7	3	1	0
Destruction/Damage/Vandalism	52	9	3	4
Embezzlement	1	0	0	0
Extortion/Blackmail	0	0	0	0
Fraud - False Pretenses	3	1	1	0
Fraud - Credit Card/ATM	11	0	0	0
Fraud - Impersonation	5	1	0	0
Fraud - Welfare	0	0	0	0
Fraud - Wire	0	0	0	0
Motor Vehicle Theft	12	4	2	0
Robbery	3	0	0	0
Stolen Property Offenses	0	0	0	0
Theft - Pocket-picking	1	1	0	1
Theft - Purse Snatching	0	0	0	0
Theft - Shoplifting	0	0	0	0
Theft From Building	37	8	4	1
Theft From Coin Machine	0	0	0	0
Theft From Motor Vehicle	13	3	4	0
Theft of Motor Vehicle Parts	3	1	1	0
Theft - All Other Larceny	24	5	6	0
Crimes Against Society				
Drug/Narcotic Violations	27	26	23	1
Drug/Narcotic Equipment Violations	13	12	4	0
Gambling - Betting/Wagering	0	0	0	0
Gambling - Operating/Promoting	0	0	0	0
Gambling - Equipment Violations	0	0	0	0
Gambling - Sports Tampering	0	0	0	0
Pornography/Obscene Material	1	0	0	0
Prostitution	3	3	4	0
Prostitution Assisting/Promoting	0	0	0	0
Purchasing Prostitution	3	3	3	0
Weapon Law Violations	4	4	0	2
Total Group A Offenses	419	177	119	25



2013 Population Estimate	N/A
Offense Overview	
Offense Total	710
Number Cleared	228
Percent Cleared	32.11 %
Group A Crimes per 100,000 population	N/A
Arrest Overview	
Total Arrests	489
Adult Arrests	469
Juvenile Arrests	20
Unknown Age	0
Arrests per 100,000 population	N/A
Average number offenses/incident	1.12

Domestic Violence Victims		
Offense	Reported	Cleared
Murder	0	0
Aggravated Assault	30	20
Simple Assault	81	49
Intimidation	23	6
Stalking	1	0
Forcible Rape	1	1
Forcible Sodomy	1	0
Sexual Assault W/Object	0	0
Forcible Fondling	4	2
Incest	0	0
Statutory Rape	0	0
Kidnapping/Abduction	5	0
Total	146	78

TIBRS Group B Arrests		
Offense	Adult	Juvenile
Bad Checks	69	0
Curfew/Vagrancy	0	0
Disorderly Conduct	1	1
DUI	10	0
Drunkenness	4	0
Family-Non Violent	20	0
Liquor Law Violations	1	1
Peeping Tom	0	0
Trespass	3	0
All Other Offenses	233	3
Total Group B	341	5

TIBRS Group A Offenses	Offenses		Arrests	
	Reported	Cleared	Adult	Juvenile
Crimes Against Persons				
Murder	0	0	0	0
Negligent Manslaughter	0	0	0	0
Kidnapping/Abduction	5	0	0	0
Forcible Rape	2	2	1	0
Forcible Sodomy	3	1	0	0
Sexual Assault W/Object	1	1	1	0
Forcible Fondling	8	4	2	1
Incest	0	0	0	0
Statutory Rape	1	1	1	0
Aggravated Assault	41	26	21	0
Simple Assault	114	67	36	2
Intimidation	52	17	0	1
Stalking	2	0	0	0
Commercial Sex Acts	0	0	0	0
Involuntary Servitude	0	0	0	0
Crimes Against Property				
Arson	1	0	0	0
Bribery	0	0	0	0
Burglary	114	10	11	0
Counterfeiting/Forgery	3	1	1	0
Destruction/Damage/Vandalism	98	16	8	0
Embezzlement	0	0	0	0
Extortion/Blackmail	1	0	0	0
Fraud - False Pretenses	40	1	1	0
Fraud - Credit Card/ATM	15	7	4	0
Fraud - Impersonation	4	0	0	0
Fraud - Welfare	0	0	0	0
Fraud - Wire	0	0	0	0
Motor Vehicle Theft	25	8	2	0
Robbery	2	1	1	0
Stolen Property Offenses	0	0	0	0
Theft - Pocket-picking	0	0	0	0
Theft - Purse Snatching	0	0	0	0
Theft - Shoplifting	0	0	0	0
Theft From Building	26	5	1	0
Theft From Coin Machine	0	0	0	0
Theft From Motor Vehicle	27	3	2	0
Theft of Motor Vehicle Parts	3	0	0	0
Theft - All Other Larceny	70	10	5	1
Crimes Against Society				
Drug/Narcotic Violations	26	24	18	8
Drug/Narcotic Equipment Violations	19	17	9	1
Gambling - Betting/Wagering	0	0	0	0
Gambling - Operating/Promoting	0	0	0	0
Gambling - Equipment Violations	0	0	0	0
Gambling - Sports Tampering	0	0	0	0
Pornography/Obscene Material	0	0	0	0
Prostitution	0	0	0	0
Prostitution Assisting/Promoting	0	0	0	0
Purchasing Prostitution	0	0	0	0
Weapon Law Violations	7	6	3	1
Total Group A Offenses	710	228	128	15



Giles County Sheriff's Office - 2014

2013 Population Estimate	N/A
Offense Overview	
Offense Total	547
Number Cleared	216
Percent Cleared	39.49 %
Group A Crimes per 100,000 population	N/A
Arrest Overview	
Total Arrests	890
Adult Arrests	865
Juvenile Arrests	25
Unknown Age	0
Arrests per 100,000 population	N/A
Average number offenses/incident	1.11

Domestic Violence Victims		
Offense	Reported	Cleared
Murder	0	0
Aggravated Assault	15	13
Simple Assault	89	49
Intimidation	1	1
Stalking	0	0
Forcible Rape	1	1
Forcible Sodomy	0	0
Sexual Assault W/Object	0	0
Forcible Fondling	2	1
Incest	0	0
Statutory Rape	1	1
Kidnapping/Abduction	2	2
Total	111	68

TIBRS Group B Arrests		
Offense	Adult	Juvenile
Bad Checks	4	0
Curfew/Vagrancy	0	0
Disorderly Conduct	2	0
DUI	12	1
Drunkenness	6	1
Family-Non Violent	2	0
Liquor Law Violations	1	0
Peeping Tom	0	0
Trespass	2	0
All Other Offenses	662	12
Total Group B	691	14

TIBRS Group A Offenses	Offenses		Arrests	
	Reported	Cleared	Adult	Juvenile
Crimes Against Persons				
Murder	0	0	0	0
Negligent Manslaughter	0	0	0	0
Kidnapping/Abduction	2	2	1	0
Forcible Rape	3	2	1	0
Forcible Sodomy	0	0	0	0
Sexual Assault W/Object	0	0	0	0
Forcible Fondling	4	2	2	0
Incest	0	0	0	0
Statutory Rape	2	1	1	0
Aggravated Assault	28	22	19	0
Simple Assault	142	74	48	6
Intimidation	1	1	1	0
Stalking	0	0	0	0
Commercial Sex Acts	0	0	0	0
Involuntary Servitude	0	0	0	0
Crimes Against Property				
Arson	1	1	0	0
Bribery	0	0	0	0
Burglary	91	10	9	1
Counterfeiting/Forgery	4	2	1	0
Destruction/Damage/Vandalism	64	14	9	0
Embezzlement	0	0	0	0
Extortion/Blackmail	0	0	0	0
Fraud - False Pretenses	5	2	2	0
Fraud - Credit Card/ATM	2	0	0	0
Fraud - Impersonation	2	1	1	0
Fraud - Welfare	0	0	0	0
Fraud - Wire	1	0	0	0
Motor Vehicle Theft	13	5	6	0
Robbery	1	0	0	0
Stolen Property Offenses	0	0	0	0
Theft - Pocket-picking	0	0	0	0
Theft - Purse Snatching	0	0	0	0
Theft - Shoplifting	0	0	0	0
Theft From Building	50	15	13	2
Theft From Coin Machine	0	0	0	0
Theft From Motor Vehicle	13	4	6	0
Theft of Motor Vehicle Parts	4	2	1	0
Theft - All Other Larceny	62	11	10	0
Crimes Against Society				
Drug/Narcotic Violations	40	34	36	2
Drug/Narcotic Equipment Violations	9	8	4	0
Gambling - Betting/Wagering	0	0	0	0
Gambling - Operating/Promoting	0	0	0	0
Gambling - Equipment Violations	0	0	0	0
Gambling - Sports Tampering	0	0	0	0
Pornography/Obscene Material	0	0	0	0
Prostitution	0	0	0	0
Prostitution Assisting/Promoting	0	0	0	0
Purchasing Prostitution	0	0	0	0
Weapon Law Violations	3	3	3	0
Total Group A Offenses	547	216	174	11



2013 Population Estimate	N/A
Offense Overview	
Offense Total	490
Number Cleared	243
Percent Cleared	49.59 %
Group A Crimes per 100,000 population	N/A
Arrest Overview	
Total Arrests	595
Adult Arrests	592
Juvenile Arrests	3
Unknown Age	0
Arrests per 100,000 population	N/A
Average number offenses/incident	1.16

Domestic Violence Victims		
Offense	Reported	Cleared
Murder	0	0
Aggravated Assault	6	6
Simple Assault	55	43
Intimidation	13	6
Stalking	1	1
Forcible Rape	0	0
Forcible Sodomy	0	0
Sexual Assault W/Object	0	0
Forcible Fondling	0	0
Incest	0	0
Statutory Rape	0	0
Kidnapping/Abduction	1	1
Total	76	57

TIBRS Group B Arrests		
Offense	Adult	Juvenile
Bad Checks	0	0
Curfew/Vagrancy	0	0
Disorderly Conduct	8	0
DUI	18	0
Drunkenness	16	0
Family-Non Violent	2	0
Liquor Law Violations	0	0
Peeping Tom	0	0
Trespass	3	0
All Other Offenses	317	1
Total Group B	364	1

TIBRS Group A Offenses	Offenses		Arrests	
	Reported	Cleared	Adult	Juvenile
Crimes Against Persons				
Murder	0	0	0	0
Negligent Manslaughter	0	0	0	0
Kidnapping/Abduction	1	1	1	0
Forcible Rape	2	2	1	0
Forcible Sodomy	0	0	0	0
Sexual Assault W/Object	0	0	0	0
Forcible Fondling	2	2	1	1
Incest	0	0	0	0
Statutory Rape	0	0	0	0
Aggravated Assault	22	10	9	0
Simple Assault	66	50	49	1
Intimidation	17	7	7	0
Stalking	1	1	1	0
Commercial Sex Acts	0	0	0	0
Involuntary Servitude	0	0	0	0
Crimes Against Property				
Arson	0	0	0	0
Bribery	0	0	0	0
Burglary	97	22	25	0
Counterfeiting/Forgery	0	0	0	0
Destruction/Damage/Vandalism	53	21	18	0
Embezzlement	0	0	0	0
Extortion/Blackmail	0	0	0	0
Fraud - False Pretenses	0	0	0	0
Fraud - Credit Card/ATM	2	2	2	0
Fraud - Impersonation	5	3	3	0
Fraud - Welfare	0	0	0	0
Fraud - Wire	2	2	2	0
Motor Vehicle Theft	16	10	9	0
Robbery	0	0	0	0
Stolen Property Offenses	0	0	0	0
Theft - Pocket-picking	1	0	0	0
Theft - Purse Snatching	0	0	0	0
Theft - Shoplifting	1	1	2	0
Theft From Building	19	5	7	0
Theft From Coin Machine	0	0	0	0
Theft From Motor Vehicle	18	2	1	0
Theft of Motor Vehicle Parts	6	1	1	0
Theft - All Other Larceny	70	13	15	0
Crimes Against Society				
Drug/Narcotic Violations	43	43	38	0
Drug/Narcotic Equipment Violations	37	37	32	0
Gambling - Betting/Wagering	0	0	0	0
Gambling - Operating/Promoting	0	0	0	0
Gambling - Equipment Violations	0	0	0	0
Gambling - Sports Tampering	0	0	0	0
Pornography/Obscene Material	0	0	0	0
Prostitution	1	1	1	0
Prostitution Assisting/Promoting	1	1	1	0
Purchasing Prostitution	2	2	2	0
Weapon Law Violations	5	4	0	0
Total Group A Offenses	490	243	228	2



2013 Population Estimate	N/A
Offense Overview	
Offense Total	1,823
Number Cleared	692
Percent Cleared	37.96 %
Group A Crimes per 100,000 population	N/A
Arrest Overview	
Total Arrests	1,404
Adult Arrests	1,383
Juvenile Arrests	21
Unknown Age	0
Arrests per 100,000 population	N/A
Average number offenses/incident	1.15

Domestic Violence Victims		
Offense	Reported	Cleared
Murder	0	0
Aggravated Assault	59	45
Simple Assault	187	141
Intimidation	49	30
Stalking	0	0
Forcible Rape	0	0
Forcible Sodomy	0	0
Sexual Assault W/Object	0	0
Forcible Fondling	8	2
Incest	0	0
Statutory Rape	2	1
Kidnapping/Abduction	0	0
Total	305	219

TIBRS Group B Arrests		
Offense	Adult	Juvenile
Bad Checks	14	0
Curfew/Vagrancy	0	0
Disorderly Conduct	14	0
DUI	72	0
Drunkenness	42	0
Family-Non Violent	73	0
Liquor Law Violations	12	2
Peeping Tom	0	0
Trespass	9	0
All Other Offenses	625	1
Total Group B	861	3

TIBRS Group A Offenses	Offenses		Arrests	
	Reported	Cleared	Adult	Juvenile
Crimes Against Persons				
Murder	1	1	2	0
Negligent Manslaughter	0	0	0	0
Kidnapping/Abduction	0	0	0	0
Forcible Rape	4	0	0	0
Forcible Sodomy	1	0	0	0
Sexual Assault W/Object	0	0	0	0
Forcible Fondling	17	4	2	0
Incest	0	0	0	0
Statutory Rape	4	2	2	0
Aggravated Assault	105	60	49	1
Simple Assault	263	169	142	3
Intimidation	86	42	26	3
Stalking	0	0	0	0
Commercial Sex Acts	0	0	0	0
Involuntary Servitude	0	0	0	0
Crimes Against Property				
Arson	5	2	2	0
Bribery	0	0	0	0
Burglary	250	34	29	0
Counterfeiting/Forgery	15	3	2	0
Destruction/Damage/Vandalism	207	23	10	2
Embezzlement	2	1	1	0
Extortion/Blackmail	1	1	1	0
Fraud - False Pretenses	79	16	10	0
Fraud - Credit Card/ATM	29	19	1	0
Fraud - Impersonation	7	2	2	0
Fraud - Welfare	0	0	0	0
Fraud - Wire	1	0	0	0
Motor Vehicle Theft	51	15	7	3
Robbery	13	5	5	0
Stolen Property Offenses	0	0	0	0
Theft - Pocket-picking	0	0	0	0
Theft - Purse Snatching	0	0	0	0
Theft - Shoplifting	31	18	22	0
Theft From Building	157	28	15	0
Theft From Coin Machine	0	0	0	0
Theft From Motor Vehicle	53	3	1	5
Theft of Motor Vehicle Parts	50	1	0	0
Theft - All Other Larceny	148	11	7	0
Crimes Against Society				
Drug/Narcotic Violations	87	83	101	1
Drug/Narcotic Equipment Violations	147	141	81	0
Gambling - Betting/Wagering	0	0	0	0
Gambling - Operating/Promoting	0	0	0	0
Gambling - Equipment Violations	0	0	0	0
Gambling - Sports Tampering	0	0	0	0
Pornography/Obscene Material	1	1	0	0
Prostitution	1	1	0	0
Prostitution Assisting/Promoting	0	0	0	0
Purchasing Prostitution	0	0	0	0
Weapon Law Violations	7	6	2	0
Total Group A Offenses	1,823	692	522	18



Grundy County Sheriff's Office - 2014

2013 Population Estimate	N/A
Offense Overview	
Offense Total	550
Number Cleared	258
Percent Cleared	46.91 %
Group A Crimes per 100,000 population	N/A
Arrest Overview	
Total Arrests	544
Adult Arrests	531
Juvenile Arrests	13
Unknown Age	0
Arrests per 100,000 population	N/A
Average number offenses/incident	1.30

Domestic Violence Victims		
Offense	Reported	Cleared
Murder	0	0
Aggravated Assault	9	9
Simple Assault	35	25
Intimidation	20	2
Stalking	1	0
Forcible Rape	1	1
Forcible Sodomy	0	0
Sexual Assault W/Object	0	0
Forcible Fondling	0	0
Incest	0	0
Statutory Rape	0	0
Kidnapping/Abduction	1	1
Total	67	38

TIBRS Group B Arrests		
Offense	Adult	Juvenile
Bad Checks	2	0
Curfew/Vagrancy	0	0
Disorderly Conduct	4	0
DUI	28	1
Drunkenness	5	2
Family-Non Violent	3	0
Liquor Law Violations	2	2
Peeping Tom	0	0
Trespass	2	0
All Other Offenses	252	4
Total Group B	298	9

TIBRS Group A Offenses	Offenses		Arrests	
	Reported	Cleared	Adult	Juvenile
Crimes Against Persons				
Murder	0	0	0	0
Negligent Manslaughter	0	0	0	0
Kidnapping/Abduction	1	1	2	0
Forcible Rape	2	2	2	0
Forcible Sodomy	0	0	0	0
Sexual Assault W/Object	0	0	0	0
Forcible Fondling	0	0	0	0
Incest	0	0	0	0
Statutory Rape	1	1	1	0
Aggravated Assault	28	21	16	0
Simple Assault	52	37	31	0
Intimidation	46	5	4	1
Stalking	1	0	0	0
Commercial Sex Acts	0	0	0	0
Involuntary Servitude	0	0	0	0
Crimes Against Property				
Arson	8	1	2	0
Bribery	0	0	0	0
Burglary	99	12	13	2
Counterfeiting/Forgery	7	4	3	0
Destruction/Damage/Vandalism	46	9	0	0
Embezzlement	0	0	0	0
Extortion/Blackmail	0	0	0	0
Fraud - False Pretenses	5	1	1	0
Fraud - Credit Card/ATM	7	1	1	0
Fraud - Impersonation	1	0	0	0
Fraud - Welfare	0	0	0	0
Fraud - Wire	1	0	0	0
Motor Vehicle Theft	29	3	3	0
Robbery	1	1	2	0
Stolen Property Offenses	2	2	4	0
Theft - Pocket-picking	0	0	0	0
Theft - Purse Snatching	2	1	0	1
Theft - Shoplifting	5	1	2	0
Theft From Building	3	1	1	0
Theft From Coin Machine	0	0	0	0
Theft From Motor Vehicle	25	2	3	0
Theft of Motor Vehicle Parts	2	0	0	0
Theft - All Other Larceny	24	2	4	0
Crimes Against Society				
Drug/Narcotic Violations	77	76	111	0
Drug/Narcotic Equipment Violations	62	62	20	0
Gambling - Betting/Wagering	0	0	0	0
Gambling - Operating/Promoting	0	0	0	0
Gambling - Equipment Violations	0	0	0	0
Gambling - Sports Tampering	0	0	0	0
Pornography/Obscene Material	0	0	0	0
Prostitution	0	0	0	0
Prostitution Assisting/Promoting	0	0	0	0
Purchasing Prostitution	0	0	0	0
Weapon Law Violations	13	12	7	0
Total Group A Offenses	550	258	233	4



Hamblen County Sheriff's Office - 2014

2013 Population Estimate	N/A
Offense Overview	
Offense Total	1,130
Number Cleared	615
Percent Cleared	54.42 %
Group A Crimes per 100,000 population	N/A
Arrest Overview	
Total Arrests	2,020
Adult Arrests	1,972
Juvenile Arrests	48
Unknown Age	0
Arrests per 100,000 population	N/A
Average number offenses/incident	1.20

Domestic Violence Victims		
Offense	Reported	Cleared
Murder	0	0
Aggravated Assault	30	29
Simple Assault	104	92
Intimidation	14	5
Stalking	0	0
Forcible Rape	0	0
Forcible Sodomy	1	1
Sexual Assault W/Object	1	1
Forcible Fondling	1	1
Incest	0	0
Statutory Rape	0	0
Kidnapping/Abduction	1	1
Total	152	130

TIBRS Group B Arrests		
Offense	Adult	Juvenile
Bad Checks	18	0
Curfew/Vagrancy	0	0
Disorderly Conduct	14	4
DUI	62	0
Drunkenness	28	0
Family-Non Violent	107	0
Liquor Law Violations	5	0
Peeping Tom	1	0
Trespass	6	0
All Other Offenses	1,345	2
Total Group B	1,586	6

TIBRS Group A Offenses	Offenses		Arrests	
	Reported	Cleared	Adult	Juvenile
Crimes Against Persons				
Murder	0	0	0	0
Negligent Manslaughter	0	0	0	0
Kidnapping/Abduction	2	2	2	0
Forcible Rape	2	2	0	0
Forcible Sodomy	2	1	1	0
Sexual Assault W/Object	2	2	1	0
Forcible Fondling	2	2	0	0
Incest	0	0	0	0
Statutory Rape	0	0	0	0
Aggravated Assault	93	80	48	3
Simple Assault	149	132	94	19
Intimidation	32	13	4	0
Stalking	2	2	2	0
Commercial Sex Acts	0	0	0	0
Involuntary Servitude	0	0	0	0
Crimes Against Property				
Arson	3	1	2	0
Bribery	1	1	0	0
Burglary	149	40	30	2
Counterfeiting/Forgery	10	6	5	0
Destruction/Damage/Vandalism	90	37	12	4
Embezzlement	5	4	2	0
Extortion/Blackmail	1	1	0	0
Fraud - False Pretenses	26	10	7	0
Fraud - Credit Card/ATM	29	8	4	0
Fraud - Impersonation	5	1	1	0
Fraud - Welfare	0	0	0	0
Fraud - Wire	0	0	0	0
Motor Vehicle Theft	30	4	4	0
Robbery	8	5	6	0
Stolen Property Offenses	1	1	1	0
Theft - Pocket-picking	0	0	0	0
Theft - Purse Snatching	0	0	0	0
Theft - Shoplifting	1	1	0	0
Theft From Building	103	37	24	0
Theft From Coin Machine	1	0	0	0
Theft From Motor Vehicle	59	18	4	9
Theft of Motor Vehicle Parts	38	4	2	1
Theft - All Other Larceny	105	27	21	0
Crimes Against Society				
Drug/Narcotic Violations	112	112	102	3
Drug/Narcotic Equipment Violations	27	27	4	0
Gambling - Betting/Wagering	0	0	0	0
Gambling - Operating/Promoting	0	0	0	0
Gambling - Equipment Violations	0	0	0	0
Gambling - Sports Tampering	0	0	0	0
Pornography/Obscene Material	1	0	0	0
Prostitution	0	0	0	0
Prostitution Assisting/Promoting	0	0	0	0
Purchasing Prostitution	1	1	1	0
Weapon Law Violations	38	33	2	1
Total Group A Offenses	1,130	615	386	42



Hamilton County Sheriff's Office - 2014

2013 Population Estimate	N/A
Offense Overview	
Offense Total	4,610
Number Cleared	2,004
Percent Cleared	43.47 %
Group A Crimes per 100,000 population	N/A
Arrest Overview	
Total Arrests	5,939
Adult Arrests	5,684
Juvenile Arrests	255
Unknown Age	0
Arrests per 100,000 population	N/A
Average number offenses/incident	1.20

Domestic Violence Victims		
Offense	Reported	Cleared
Murder	1	1
Aggravated Assault	107	86
Simple Assault	339	178
Intimidation	16	9
Stalking	5	4
Forcible Rape	11	6
Forcible Sodomy	1	0
Sexual Assault W/Object	3	1
Forcible Fondling	4	1
Incest	0	0
Statutory Rape	0	0
Kidnapping/Abduction	11	8
Total	498	294

TIBRS Group B Arrests		
Offense	Adult	Juvenile
Bad Checks	32	0
Curfew/Vagrancy	0	0
Disorderly Conduct	64	57
DUI	188	1
Drunkenness	44	4
Family-Non Violent	410	0
Liquor Law Violations	45	8
Peeping Tom	0	0
Trespass	16	3
All Other Offenses	3,611	16
Total Group B	4,410	89

TIBRS Group A Offenses	Offenses		Arrests	
	Reported	Cleared	Adult	Juvenile
Crimes Against Persons				
Murder	4	4	3	1
Negligent Manslaughter	0	0	0	0
Kidnapping/Abduction	13	8	8	1
Forcible Rape	26	9	3	1
Forcible Sodomy	4	0	0	0
Sexual Assault W/Object	5	1	0	0
Forcible Fondling	36	22	3	4
Incest	0	0	0	0
Statutory Rape	2	0	0	0
Aggravated Assault	227	165	104	6
Simple Assault	607	356	204	55
Intimidation	66	35	12	0
Stalking	8	5	4	0
Commercial Sex Acts	0	0	0	0
Involuntary Servitude	0	0	0	0
Crimes Against Property				
Arson	4	2	1	0
Bribery	0	0	0	0
Burglary	554	50	47	5
Counterfeiting/Forgery	48	16	19	0
Destruction/Damage/Vandalism	426	90	19	4
Embezzlement	4	4	1	1
Extortion/Blackmail	1	0	0	0
Fraud - False Pretenses	44	7	4	0
Fraud - Credit Card/ATM	29	1	1	0
Fraud - Impersonation	47	30	31	0
Fraud - Welfare	0	0	0	0
Fraud - Wire	6	0	0	0
Motor Vehicle Theft	157	37	25	0
Robbery	16	5	8	0
Stolen Property Offenses	26	24	18	1
Theft - Pocket-picking	1	0	1	0
Theft - Purse Snatching	1	1	0	0
Theft - Shoplifting	15	7	4	0
Theft From Building	297	64	29	7
Theft From Coin Machine	4	1	0	0
Theft From Motor Vehicle	307	29	15	5
Theft of Motor Vehicle Parts	83	6	3	1
Theft - All Other Larceny	313	43	35	2
Crimes Against Society				
Drug/Narcotic Violations	680	526	499	55
Drug/Narcotic Equipment Violations	463	392	147	8
Gambling - Betting/Wagering	0	0	1	0
Gambling - Operating/Promoting	0	0	0	0
Gambling - Equipment Violations	0	0	0	0
Gambling - Sports Tampering	0	0	0	0
Pornography/Obscene Material	15	3	0	0
Prostitution	3	3	2	0
Prostitution Assisting/Promoting	0	0	0	0
Purchasing Prostitution	0	0	0	0
Weapon Law Violations	68	58	23	9
Total Group A Offenses	4,610	2,004	1,274	166



Hancock County Sheriff's Office - 2014

2013 Population Estimate	N/A
Offense Overview	
Offense Total	143
Number Cleared	45
Percent Cleared	31.47 %
Group A Crimes per 100,000 population	N/A
Arrest Overview	
Total Arrests	114
Adult Arrests	114
Juvenile Arrests	0
Unknown Age	0
Arrests per 100,000 population	N/A
Average number offenses/incident	1.12

Domestic Violence Victims		
Offense	Reported	Cleared
Murder	0	0
Aggravated Assault	2	1
Simple Assault	13	11
Intimidation	0	0
Stalking	0	0
Forcible Rape	0	0
Forcible Sodomy	0	0
Sexual Assault W/Object	0	0
Forcible Fondling	0	0
Incest	0	0
Statutory Rape	0	0
Kidnapping/Abduction	0	0
Total	15	12

TIBRS Group B Arrests		
Offense	Adult	Juvenile
Bad Checks	0	0
Curfew/Vagrancy	0	0
Disorderly Conduct	0	0
DUI	14	0
Drunkenness	10	0
Family-Non Violent	2	0
Liquor Law Violations	0	0
Peeping Tom	0	0
Trespass	0	0
All Other Offenses	54	0
Total Group B	80	0

TIBRS Group A Offenses	Offenses		Arrests	
	Reported	Cleared	Adult	Juvenile
Crimes Against Persons				
Murder	0	0	0	0
Negligent Manslaughter	0	0	0	0
Kidnapping/Abduction	0	0	0	0
Forcible Rape	0	0	0	0
Forcible Sodomy	0	0	0	0
Sexual Assault W/Object	0	0	0	0
Forcible Fondling	3	0	0	0
Incest	0	0	0	0
Statutory Rape	0	0	0	0
Aggravated Assault	9	5	2	0
Simple Assault	16	12	11	0
Intimidation	2	2	1	0
Stalking	0	0	0	0
Commercial Sex Acts	0	0	0	0
Involuntary Servitude	0	0	0	0
Crimes Against Property				
Arson	3	2	1	0
Bribery	0	0	0	0
Burglary	19	3	3	0
Counterfeiting/Forgery	1	0	0	0
Destruction/Damage/Vandalism	10	2	1	0
Embezzlement	0	0	0	0
Extortion/Blackmail	0	0	0	0
Fraud - False Pretenses	2	0	0	0
Fraud - Credit Card/ATM	5	0	0	0
Fraud - Impersonation	2	0	0	0
Fraud - Welfare	0	0	0	0
Fraud - Wire	1	0	0	0
Motor Vehicle Theft	3	0	0	0
Robbery	0	0	0	0
Stolen Property Offenses	0	0	0	0
Theft - Pocket-picking	0	0	0	0
Theft - Purse Snatching	0	0	0	0
Theft - Shoplifting	1	0	0	0
Theft From Building	10	1	1	0
Theft From Coin Machine	1	0	0	0
Theft From Motor Vehicle	7	1	1	0
Theft of Motor Vehicle Parts	1	0	0	0
Theft - All Other Larceny	29	3	4	0
Crimes Against Society				
Drug/Narcotic Violations	14	10	8	0
Drug/Narcotic Equipment Violations	4	4	1	0
Gambling - Betting/Wagering	0	0	0	0
Gambling - Operating/Promoting	0	0	0	0
Gambling - Equipment Violations	0	0	0	0
Gambling - Sports Tampering	0	0	0	0
Pornography/Obscene Material	0	0	0	0
Prostitution	0	0	0	0
Prostitution Assisting/Promoting	0	0	0	0
Purchasing Prostitution	0	0	0	0
Weapon Law Violations	0	0	0	0
Total Group A Offenses	143	45	34	0



2013 Population Estimate	N/A
Offense Overview	
Offense Total	796
Number Cleared	307
Percent Cleared	38.57 %
Group A Crimes per 100,000 population	N/A
Arrest Overview	
Total Arrests	751
Adult Arrests	700
Juvenile Arrests	51
Unknown Age	0
Arrests per 100,000 population	N/A
Average number offenses/incident	1.17

Domestic Violence Victims		
Offense	Reported	Cleared
Murder	0	0
Aggravated Assault	33	26
Simple Assault	76	59
Intimidation	28	7
Stalking	1	1
Forcible Rape	1	1
Forcible Sodomy	0	0
Sexual Assault W/Object	0	0
Forcible Fondling	1	1
Incest	0	0
Statutory Rape	0	0
Kidnapping/Abduction	2	1
Total	142	96

TIBRS Group B Arrests		
Offense	Adult	Juvenile
Bad Checks	14	0
Curfew/Vagrancy	0	2
Disorderly Conduct	5	7
DUI	14	0
Drunkenness	4	0
Family-Non Violent	40	0
Liquor Law Violations	3	2
Peeping Tom	0	0
Trespass	8	0
All Other Offenses	358	4
Total Group B	446	15

TIBRS Group A Offenses	Offenses		Arrests	
	Reported	Cleared	Adult	Juvenile
Crimes Against Persons				
Murder	0	0	0	0
Negligent Manslaughter	0	0	0	0
Kidnapping/Abduction	3	1	1	0
Forcible Rape	9	4	2	3
Forcible Sodomy	0	0	0	0
Sexual Assault W/Object	0	0	0	0
Forcible Fondling	5	4	4	0
Incest	0	0	0	0
Statutory Rape	2	2	2	0
Aggravated Assault	78	47	36	3
Simple Assault	120	95	77	14
Intimidation	60	12	14	1
Stalking	2	2	2	0
Commercial Sex Acts	0	0	0	0
Involuntary Servitude	0	0	0	0
Crimes Against Property				
Arson	4	2	1	0
Bribery	0	0	0	0
Burglary	134	20	22	3
Counterfeiting/Forgery	7	2	2	0
Destruction/Damage/Vandalism	110	27	12	0
Embezzlement	1	1	1	0
Extortion/Blackmail	0	0	0	0
Fraud - False Pretenses	7	0	0	0
Fraud - Credit Card/ATM	9	3	3	0
Fraud - Impersonation	8	0	0	0
Fraud - Welfare	0	0	0	0
Fraud - Wire	2	0	0	0
Motor Vehicle Theft	39	3	3	0
Robbery	2	1	1	0
Stolen Property Offenses	2	2	3	0
Theft - Pocket-picking	0	0	0	0
Theft - Purse Snatching	0	0	0	0
Theft - Shoplifting	1	1	0	6
Theft From Building	23	6	6	0
Theft From Coin Machine	2	0	0	0
Theft From Motor Vehicle	16	2	2	0
Theft of Motor Vehicle Parts	16	0	0	0
Theft - All Other Larceny	77	20	14	3
Crimes Against Society				
Drug/Narcotic Violations	31	27	32	2
Drug/Narcotic Equipment Violations	7	7	5	0
Gambling - Betting/Wagering	0	0	0	0
Gambling - Operating/Promoting	0	0	0	0
Gambling - Equipment Violations	0	0	0	0
Gambling - Sports Tampering	0	0	0	0
Pornography/Obscene Material	3	3	1	1
Prostitution	0	0	0	0
Prostitution Assisting/Promoting	0	0	0	0
Purchasing Prostitution	0	0	0	0
Weapon Law Violations	16	13	8	0
Total Group A Offenses	796	307	254	36



2013 Population Estimate	N/A
Offense Overview	
Offense Total	608
Number Cleared	275
Percent Cleared	45.23 %
Group A Crimes per 100,000 population	N/A
Arrest Overview	
Total Arrests	972
Adult Arrests	932
Juvenile Arrests	40
Unknown Age	0
Arrests per 100,000 population	N/A
Average number offenses/incident	1.21

Domestic Violence Victims		
Offense	Reported	Cleared
Murder	0	0
Aggravated Assault	24	20
Simple Assault	80	71
Intimidation	7	3
Stalking	0	0
Forcible Rape	1	0
Forcible Sodomy	0	0
Sexual Assault W/Object	0	0
Forcible Fondling	3	0
Incest	0	0
Statutory Rape	0	0
Kidnapping/Abduction	1	1
Total	116	95

TIBRS Group B Arrests		
Offense	Adult	Juvenile
Bad Checks	24	0
Curfew/Vagrancy	0	0
Disorderly Conduct	14	0
DUI	66	0
Drunkenness	53	0
Family-Non Violent	0	0
Liquor Law Violations	4	3
Peeping Tom	0	0
Trespass	10	0
All Other Offenses	537	25
Total Group B	708	28

TIBRS Group A Offenses	Offenses		Arrests	
	Reported	Cleared	Adult	Juvenile
Crimes Against Persons				
Murder	0	0	0	0
Negligent Manslaughter	0	0	0	0
Kidnapping/Abduction	1	1	0	0
Forcible Rape	5	3	2	0
Forcible Sodomy	1	1	0	0
Sexual Assault W/Object	0	0	0	0
Forcible Fondling	4	1	0	1
Incest	0	0	0	0
Statutory Rape	0	0	0	0
Aggravated Assault	53	29	24	0
Simple Assault	98	78	66	3
Intimidation	14	5	3	0
Stalking	0	0	0	0
Commercial Sex Acts	0	0	0	0
Involuntary Servitude	0	0	0	0
Crimes Against Property				
Arson	0	0	0	0
Bribery	0	0	0	0
Burglary	104	13	15	0
Counterfeiting/Forgery	5	2	2	0
Destruction/Damage/Vandalism	58	10	5	0
Embezzlement	0	0	0	0
Extortion/Blackmail	0	0	0	0
Fraud - False Pretenses	7	5	5	0
Fraud - Credit Card/ATM	4	2	2	0
Fraud - Impersonation	3	1	1	0
Fraud - Welfare	0	0	0	0
Fraud - Wire	1	0	0	0
Motor Vehicle Theft	27	10	9	0
Robbery	0	0	0	0
Stolen Property Offenses	0	0	0	0
Theft - Pocket-picking	0	0	0	0
Theft - Purse Snatching	0	0	0	0
Theft - Shoplifting	0	0	0	0
Theft From Building	40	8	11	0
Theft From Coin Machine	0	0	0	0
Theft From Motor Vehicle	16	4	5	0
Theft of Motor Vehicle Parts	3	0	0	0
Theft - All Other Larceny	70	8	7	0
Crimes Against Society				
Drug/Narcotic Violations	47	47	36	5
Drug/Narcotic Equipment Violations	41	41	30	0
Gambling - Betting/Wagering	0	0	0	0
Gambling - Operating/Promoting	0	0	0	0
Gambling - Equipment Violations	0	0	0	0
Gambling - Sports Tampering	0	0	0	0
Pornography/Obscene Material	0	0	0	0
Prostitution	0	0	0	0
Prostitution Assisting/Promoting	0	0	0	0
Purchasing Prostitution	0	0	0	0
Weapon Law Violations	6	6	1	3
Total Group A Offenses	608	275	224	12



Hawkins County Sheriff's Office - 2014

2013 Population Estimate	N/A
Offense Overview	
Offense Total	1,262
Number Cleared	184
Percent Cleared	14.58 %
Group A Crimes per 100,000 population	N/A
Arrest Overview	
Total Arrests	1,269
Adult Arrests	1,262
Juvenile Arrests	7
Unknown Age	0
Arrests per 100,000 population	N/A
Average number offenses/incident	1.11

Domestic Violence Victims		
Offense	Reported	Cleared
Murder	1	0
Aggravated Assault	35	13
Simple Assault	203	60
Intimidation	11	0
Stalking	0	0
Forcible Rape	0	0
Forcible Sodomy	0	0
Sexual Assault W/Object	0	0
Forcible Fondling	2	0
Incest	0	0
Statutory Rape	0	0
Kidnapping/Abduction	0	0
Total	252	73

TIBRS Group B Arrests		
Offense	Adult	Juvenile
Bad Checks	7	0
Curfew/Vagrancy	0	0
Disorderly Conduct	8	0
DUI	62	0
Drunkenness	43	0
Family-Non Violent	19	0
Liquor Law Violations	0	0
Peeping Tom	0	0
Trespass	8	0
All Other Offenses	948	6
Total Group B	1,095	6

TIBRS Group A Offenses	Offenses		Arrests	
	Reported	Cleared	Adult	Juvenile
Crimes Against Persons				
Murder	4	2	1	0
Negligent Manslaughter	0	0	0	0
Kidnapping/Abduction	1	0	0	0
Forcible Rape	9	0	0	0
Forcible Sodomy	0	0	0	0
Sexual Assault W/Object	0	0	0	0
Forcible Fondling	10	0	0	0
Incest	0	0	0	0
Statutory Rape	0	0	0	0
Aggravated Assault	64	21	21	0
Simple Assault	264	65	62	1
Intimidation	69	0	0	0
Stalking	4	0	0	0
Commercial Sex Acts	0	0	0	0
Involuntary Servitude	0	0	0	0
Crimes Against Property				
Arson	3	0	0	0
Bribery	0	0	0	0
Burglary	160	1	1	0
Counterfeiting/Forgery	3	0	0	0
Destruction/Damage/Vandalism	145	3	2	0
Embezzlement	0	0	0	0
Extortion/Blackmail	0	0	0	0
Fraud - False Pretenses	0	0	0	0
Fraud - Credit Card/ATM	10	1	1	0
Fraud - Impersonation	0	0	0	0
Fraud - Welfare	0	0	0	0
Fraud - Wire	0	0	0	0
Motor Vehicle Theft	38	0	0	0
Robbery	6	1	1	0
Stolen Property Offenses	0	0	0	0
Theft - Pocket-picking	0	0	0	0
Theft - Purse Snatching	0	0	0	0
Theft - Shoplifting	0	0	0	0
Theft From Building	191	5	4	0
Theft From Coin Machine	1	0	0	0
Theft From Motor Vehicle	62	1	1	0
Theft of Motor Vehicle Parts	7	0	0	0
Theft - All Other Larceny	127	1	1	0
Crimes Against Society				
Drug/Narcotic Violations	52	51	58	0
Drug/Narcotic Equipment Violations	31	31	13	0
Gambling - Betting/Wagering	0	0	0	0
Gambling - Operating/Promoting	0	0	0	0
Gambling - Equipment Violations	0	0	0	0
Gambling - Sports Tampering	0	0	0	0
Pornography/Obscene Material	0	0	0	0
Prostitution	0	0	0	0
Prostitution Assisting/Promoting	0	0	0	0
Purchasing Prostitution	0	0	0	0
Weapon Law Violations	1	1	1	0
Total Group A Offenses	1,262	184	167	1



Haywood County Sheriff's Office - 2014

2013 Population Estimate	N/A
Offense Overview	
Offense Total	447
Number Cleared	94
Percent Cleared	21.03 %
Group A Crimes per 100,000 population	N/A
Arrest Overview	
Total Arrests	700
Adult Arrests	686
Juvenile Arrests	14
Unknown Age	0
Arrests per 100,000 population	N/A
Average number offenses/incident	1.16

Domestic Violence Victims		
Offense	Reported	Cleared
Murder	0	0
Aggravated Assault	17	9
Simple Assault	54	13
Intimidation	17	0
Stalking	0	0
Forcible Rape	0	0
Forcible Sodomy	0	0
Sexual Assault W/Object	0	0
Forcible Fondling	1	0
Incest	0	0
Statutory Rape	0	0
Kidnapping/Abduction	1	1
Total	90	23

TIBRS Group B Arrests		
Offense	Adult	Juvenile
Bad Checks	22	0
Curfew/Vagrancy	0	0
Disorderly Conduct	0	0
DUI	6	0
Drunkenness	1	0
Family-Non Violent	113	0
Liquor Law Violations	8	3
Peeping Tom	0	0
Trespass	5	0
All Other Offenses	464	4
Total Group B	619	7

TIBRS Group A Offenses	Offenses		Arrests	
	Reported	Cleared	Adult	Juvenile
Crimes Against Persons				
Murder	0	0	1	0
Negligent Manslaughter	0	0	0	0
Kidnapping/Abduction	1	1	1	0
Forcible Rape	2	0	0	0
Forcible Sodomy	0	0	0	0
Sexual Assault W/Object	0	0	0	0
Forcible Fondling	1	0	0	0
Incest	0	0	0	0
Statutory Rape	0	0	0	0
Aggravated Assault	39	19	12	1
Simple Assault	95	25	20	1
Intimidation	33	2	2	0
Stalking	0	0	0	0
Commercial Sex Acts	0	0	0	0
Involuntary Servitude	0	0	0	0
Crimes Against Property				
Arson	3	1	1	0
Bribery	0	0	0	0
Burglary	58	7	8	0
Counterfeiting/Forgery	1	1	0	0
Destruction/Damage/Vandalism	56	9	5	1
Embezzlement	0	0	0	0
Extortion/Blackmail	0	0	0	0
Fraud - False Pretenses	2	1	0	1
Fraud - Credit Card/ATM	1	0	0	0
Fraud - Impersonation	4	0	0	0
Fraud - Welfare	0	0	0	0
Fraud - Wire	0	0	0	0
Motor Vehicle Theft	18	2	1	0
Robbery	2	0	0	0
Stolen Property Offenses	0	0	0	0
Theft - Pocket-picking	0	0	0	0
Theft - Purse Snatching	0	0	0	0
Theft - Shoplifting	0	0	0	0
Theft From Building	19	5	3	0
Theft From Coin Machine	0	0	0	0
Theft From Motor Vehicle	13	0	0	0
Theft of Motor Vehicle Parts	20	0	0	0
Theft - All Other Larceny	59	7	3	2
Crimes Against Society				
Drug/Narcotic Violations	12	8	8	1
Drug/Narcotic Equipment Violations	6	4	1	0
Gambling - Betting/Wagering	0	0	0	0
Gambling - Operating/Promoting	0	0	0	0
Gambling - Equipment Violations	0	0	0	0
Gambling - Sports Tampering	0	0	0	0
Pornography/Obscene Material	0	0	0	0
Prostitution	0	0	0	0
Prostitution Assisting/Promoting	0	0	0	0
Purchasing Prostitution	0	0	0	0
Weapon Law Violations	2	2	1	0
Total Group A Offenses	447	94	67	7



Henderson County Sheriff's Office - 2014

2013 Population Estimate	N/A
Offense Overview	
Offense Total	1,058
Number Cleared	444
Percent Cleared	41.97 %
Group A Crimes per 100,000 population	N/A
Arrest Overview	
Total Arrests	1,054
Adult Arrests	1,030
Juvenile Arrests	24
Unknown Age	0
Arrests per 100,000 population	N/A
Average number offenses/incident	1.25

Domestic Violence Victims		
Offense	Reported	Cleared
Murder	0	0
Aggravated Assault	32	28
Simple Assault	166	122
Intimidation	16	8
Stalking	1	0
Forcible Rape	6	2
Forcible Sodomy	1	1
Sexual Assault W/Object	0	0
Forcible Fondling	1	1
Incest	0	0
Statutory Rape	2	1
Kidnapping/Abduction	2	2
Total	227	165

TIBRS Group B Arrests		
Offense	Adult	Juvenile
Bad Checks	53	0
Curfew/Vagrancy	0	0
Disorderly Conduct	6	0
DUI	13	0
Drunkenness	29	0
Family-Non Violent	144	0
Liquor Law Violations	0	0
Peeping Tom	0	0
Trespass	2	0
All Other Offenses	476	2
Total Group B	723	2

TIBRS Group A Offenses	Offenses		Arrests	
	Reported	Cleared	Adult	Juvenile
Crimes Against Persons				
Murder	1	1	2	0
Negligent Manslaughter	0	0	0	0
Kidnapping/Abduction	3	3	1	0
Forcible Rape	8	3	3	1
Forcible Sodomy	2	2	0	1
Sexual Assault W/Object	4	3	2	0
Forcible Fondling	1	1	0	0
Incest	0	0	0	0
Statutory Rape	2	1	0	0
Aggravated Assault	69	55	46	0
Simple Assault	241	166	104	11
Intimidation	36	14	7	0
Stalking	2	1	1	0
Commercial Sex Acts	0	0	0	0
Involuntary Servitude	0	0	0	0
Crimes Against Property				
Arson	2	1	1	0
Bribery	1	1	0	0
Burglary	123	21	25	4
Counterfeiting/Forgery	3	2	2	0
Destruction/Damage/Vandalism	113	26	11	0
Embezzlement	0	0	0	0
Extortion/Blackmail	2	0	0	0
Fraud - False Pretenses	10	2	0	0
Fraud - Credit Card/ATM	65	1	0	0
Fraud - Impersonation	17	5	2	0
Fraud - Welfare	0	0	0	0
Fraud - Wire	0	0	0	0
Motor Vehicle Theft	22	11	6	4
Robbery	2	2	3	0
Stolen Property Offenses	2	2	1	0
Theft - Pocket-picking	0	0	0	0
Theft - Purse Snatching	0	0	0	0
Theft - Shoplifting	0	0	0	0
Theft From Building	51	11	5	0
Theft From Coin Machine	1	0	0	0
Theft From Motor Vehicle	21	2	3	0
Theft of Motor Vehicle Parts	8	1	1	0
Theft - All Other Larceny	94	17	13	0
Crimes Against Society				
Drug/Narcotic Violations	117	55	60	1
Drug/Narcotic Equipment Violations	23	23	5	0
Gambling - Betting/Wagering	0	0	0	0
Gambling - Operating/Promoting	0	0	0	0
Gambling - Equipment Violations	0	0	0	0
Gambling - Sports Tampering	0	0	0	0
Pornography/Obscene Material	1	0	0	0
Prostitution	0	0	0	0
Prostitution Assisting/Promoting	0	0	0	0
Purchasing Prostitution	0	0	0	0
Weapon Law Violations	11	11	3	0
Total Group A Offenses	1,058	444	307	22



2013 Population Estimate	N/A
Offense Overview	
Offense Total	1,028
Number Cleared	379
Percent Cleared	36.87 %
Group A Crimes per 100,000 population	N/A
Arrest Overview	
Total Arrests	969
Adult Arrests	954
Juvenile Arrests	15
Unknown Age	0
Arrests per 100,000 population	N/A
Average number offenses/incident	1.08

Domestic Violence Victims		
Offense	Reported	Cleared
Murder	0	0
Aggravated Assault	19	16
Simple Assault	66	54
Intimidation	15	8
Stalking	0	0
Forcible Rape	1	0
Forcible Sodomy	1	1
Sexual Assault W/Object	0	0
Forcible Fondling	6	1
Incest	0	0
Statutory Rape	0	0
Kidnapping/Abduction	1	1
Total	109	81

TIBRS Group B Arrests		
Offense	Adult	Juvenile
Bad Checks	97	0
Curfew/Vagrancy	0	0
Disorderly Conduct	4	0
DUI	34	0
Drunkenness	28	0
Family-Non Violent	1	0
Liquor Law Violations	6	0
Peeping Tom	0	0
Trespass	7	2
All Other Offenses	410	2
Total Group B	587	4

TIBRS Group A Offenses	Offenses		Arrests	
	Reported	Cleared	Adult	Juvenile
Crimes Against Persons				
Murder	1	1	1	0
Negligent Manslaughter	0	0	0	0
Kidnapping/Abduction	2	1	2	0
Forcible Rape	3	0	0	0
Forcible Sodomy	1	1	1	0
Sexual Assault W/Object	0	0	0	0
Forcible Fondling	14	2	2	0
Incest	0	0	0	0
Statutory Rape	2	1	2	0
Aggravated Assault	49	33	26	3
Simple Assault	103	81	77	3
Intimidation	61	16	17	0
Stalking	4	2	2	0
Commercial Sex Acts	0	0	0	0
Involuntary Servitude	0	0	0	0
Crimes Against Property				
Arson	18	5	15	0
Bribery	0	0	0	0
Burglary	154	19	25	0
Counterfeiting/Forgery	1	1	1	0
Destruction/Damage/Vandalism	122	18	17	1
Embezzlement	0	0	0	0
Extortion/Blackmail	0	0	0	0
Fraud - False Pretenses	10	2	2	0
Fraud - Credit Card/ATM	4	0	0	0
Fraud - Impersonation	16	3	3	0
Fraud - Welfare	0	0	0	0
Fraud - Wire	0	0	0	0
Motor Vehicle Theft	52	12	12	0
Robbery	1	1	2	0
Stolen Property Offenses	0	0	0	0
Theft - Pocket-picking	0	0	0	0
Theft - Purse Snatching	0	0	0	0
Theft - Shoplifting	1	1	1	0
Theft From Building	87	8	9	0
Theft From Coin Machine	0	0	0	0
Theft From Motor Vehicle	40	0	0	0
Theft of Motor Vehicle Parts	18	2	2	0
Theft - All Other Larceny	105	13	15	0
Crimes Against Society				
Drug/Narcotic Violations	96	96	111	3
Drug/Narcotic Equipment Violations	57	57	19	1
Gambling - Betting/Wagering	0	0	0	0
Gambling - Operating/Promoting	0	0	0	0
Gambling - Equipment Violations	0	0	0	0
Gambling - Sports Tampering	0	0	0	0
Pornography/Obscene Material	3	0	0	0
Prostitution	0	0	0	0
Prostitution Assisting/Promoting	0	0	0	0
Purchasing Prostitution	0	0	0	0
Weapon Law Violations	3	3	3	0
Total Group A Offenses	1,028	379	367	11



Hickman County Sheriff's Office - 2014

2013 Population Estimate	N/A
Offense Overview	
Offense Total	1,071
Number Cleared	502
Percent Cleared	46.87 %
Group A Crimes per 100,000 population	N/A
Arrest Overview	
Total Arrests	720
Adult Arrests	682
Juvenile Arrests	38
Unknown Age	0
Arrests per 100,000 population	N/A
Average number offenses/incident	1.12

Domestic Violence Victims		
Offense	Reported	Cleared
Murder	0	0
Aggravated Assault	36	29
Simple Assault	135	117
Intimidation	27	11
Stalking	4	4
Forcible Rape	4	0
Forcible Sodomy	2	1
Sexual Assault W/Object	0	0
Forcible Fondling	1	0
Incest	2	1
Statutory Rape	2	1
Kidnapping/Abduction	5	4
Total	218	168

TIBRS Group B Arrests		
Offense	Adult	Juvenile
Bad Checks	2	0
Curfew/Vagrancy	0	0
Disorderly Conduct	8	1
DUI	38	0
Drunkenness	31	4
Family-Non Violent	16	0
Liquor Law Violations	2	0
Peeping Tom	1	0
Trespass	3	2
All Other Offenses	175	5
Total Group B	276	12

TIBRS Group A Offenses	Offenses		Arrests	
	Reported	Cleared	Adult	Juvenile
Crimes Against Persons				
Murder	0	0	0	0
Negligent Manslaughter	0	0	0	0
Kidnapping/Abduction	6	5	3	0
Forcible Rape	7	1	1	0
Forcible Sodomy	2	1	1	0
Sexual Assault W/Object	0	0	0	0
Forcible Fondling	5	1	1	0
Incest	2	1	0	0
Statutory Rape	7	3	3	0
Aggravated Assault	76	57	41	5
Simple Assault	210	174	142	9
Intimidation	66	22	17	1
Stalking	4	4	3	0
Commercial Sex Acts	0	0	0	0
Involuntary Servitude	0	0	0	0
Crimes Against Property				
Arson	0	0	0	0
Bribery	0	0	0	0
Burglary	133	18	18	0
Counterfeiting/Forgery	12	7	8	0
Destruction/Damage/Vandalism	170	24	12	4
Embezzlement	0	0	0	0
Extortion/Blackmail	0	0	0	0
Fraud - False Pretenses	1	1	1	0
Fraud - Credit Card/ATM	12	3	2	0
Fraud - Impersonation	5	3	2	0
Fraud - Welfare	0	0	0	0
Fraud - Wire	1	0	0	0
Motor Vehicle Theft	23	12	10	0
Robbery	2	0	0	0
Stolen Property Offenses	2	2	1	0
Theft - Pocket-picking	1	0	0	0
Theft - Purse Snatching	1	1	1	0
Theft - Shoplifting	18	11	11	1
Theft From Building	51	10	7	0
Theft From Coin Machine	1	0	0	0
Theft From Motor Vehicle	23	3	3	0
Theft of Motor Vehicle Parts	8	0	0	0
Theft - All Other Larceny	86	13	12	0
Crimes Against Society				
Drug/Narcotic Violations	93	85	85	5
Drug/Narcotic Equipment Violations	26	24	12	1
Gambling - Betting/Wagering	0	0	0	0
Gambling - Operating/Promoting	0	0	0	0
Gambling - Equipment Violations	0	0	0	0
Gambling - Sports Tampering	0	0	0	0
Pornography/Obscene Material	2	2	1	0
Prostitution	0	0	0	0
Prostitution Assisting/Promoting	1	1	1	0
Purchasing Prostitution	0	0	0	0
Weapon Law Violations	14	13	7	0
Total Group A Offenses	1,071	502	406	26



2013 Population Estimate	N/A
Offense Overview	
Offense Total	182
Number Cleared	99
Percent Cleared	54.40 %
Group A Crimes per 100,000 population	N/A
Arrest Overview	
Total Arrests	225
Adult Arrests	217
Juvenile Arrests	8
Unknown Age	0
Arrests per 100,000 population	N/A
Average number offenses/incident	1.05

Domestic Violence Victims		
Offense	Reported	Cleared
Murder	0	0
Aggravated Assault	6	6
Simple Assault	25	24
Intimidation	12	6
Stalking	0	0
Forcible Rape	0	0
Forcible Sodomy	0	0
Sexual Assault W/Object	0	0
Forcible Fondling	1	0
Incest	0	0
Statutory Rape	0	0
Kidnapping/Abduction	1	1
Total	45	37

TIBRS Group B Arrests		
Offense	Adult	Juvenile
Bad Checks	4	0
Curfew/Vagrancy	0	0
Disorderly Conduct	3	0
DUI	28	0
Drunkenness	4	0
Family-Non Violent	1	0
Liquor Law Violations	1	1
Peeping Tom	0	0
Trespass	0	0
All Other Offenses	82	1
Total Group B	123	2

TIBRS Group A Offenses	Offenses		Arrests	
	Reported	Cleared	Adult	Juvenile
Crimes Against Persons				
Murder	0	0	0	0
Negligent Manslaughter	0	0	0	0
Kidnapping/Abduction	1	1	1	0
Forcible Rape	0	0	0	0
Forcible Sodomy	0	0	0	0
Sexual Assault W/Object	1	0	0	0
Forcible Fondling	1	0	0	0
Incest	0	0	0	0
Statutory Rape	0	0	0	0
Aggravated Assault	11	11	10	1
Simple Assault	34	28	28	0
Intimidation	22	8	9	0
Stalking	2	0	0	0
Commercial Sex Acts	0	0	0	0
Involuntary Servitude	0	0	0	0
Crimes Against Property				
Arson	2	1	1	0
Bribery	0	0	0	0
Burglary	25	6	3	3
Counterfeiting/Forgery	3	1	0	0
Destruction/Damage/Vandalism	14	5	4	2
Embezzlement	0	0	0	0
Extortion/Blackmail	0	0	0	0
Fraud - False Pretenses	0	0	0	0
Fraud - Credit Card/ATM	2	0	0	0
Fraud - Impersonation	1	0	0	0
Fraud - Welfare	0	0	0	0
Fraud - Wire	0	0	0	0
Motor Vehicle Theft	6	3	2	0
Robbery	1	1	2	0
Stolen Property Offenses	0	0	0	0
Theft - Pocket-picking	0	0	0	0
Theft - Purse Snatching	0	0	0	0
Theft - Shoplifting	0	0	0	0
Theft From Building	0	0	0	0
Theft From Coin Machine	0	0	0	0
Theft From Motor Vehicle	3	1	1	0
Theft of Motor Vehicle Parts	0	0	0	0
Theft - All Other Larceny	24	6	4	0
Crimes Against Society				
Drug/Narcotic Violations	24	23	25	0
Drug/Narcotic Equipment Violations	4	3	3	0
Gambling - Betting/Wagering	0	0	0	0
Gambling - Operating/Promoting	0	0	0	0
Gambling - Equipment Violations	0	0	0	0
Gambling - Sports Tampering	0	0	0	0
Pornography/Obscene Material	0	0	0	0
Prostitution	0	0	0	0
Prostitution Assisting/Promoting	0	0	0	0
Purchasing Prostitution	0	0	0	0
Weapon Law Violations	1	1	1	0
Total Group A Offenses	182	99	94	6



Humphreys County Sheriff's Office - 2014

2013 Population Estimate	N/A
Offense Overview	
Offense Total	401
Number Cleared	147
Percent Cleared	36.66 %
Group A Crimes per 100,000 population	N/A
Arrest Overview	
Total Arrests	493
Adult Arrests	481
Juvenile Arrests	12
Unknown Age	0
Arrests per 100,000 population	N/A
Average number offenses/incident	1.12

Domestic Violence Victims		
Offense	Reported	Cleared
Murder	0	0
Aggravated Assault	8	7
Simple Assault	38	36
Intimidation	1	0
Stalking	0	0
Forcible Rape	2	1
Forcible Sodomy	1	0
Sexual Assault W/Object	0	0
Forcible Fondling	1	1
Incest	0	0
Statutory Rape	1	0
Kidnapping/Abduction	0	0
Total	52	45

TIBRS Group B Arrests		
Offense	Adult	Juvenile
Bad Checks	14	0
Curfew/Vagrancy	0	0
Disorderly Conduct	0	0
DUI	35	0
Drunkenness	3	0
Family-Non Violent	11	0
Liquor Law Violations	25	4
Peeping Tom	0	0
Trespass	6	0
All Other Offenses	269	1
Total Group B	363	5

TIBRS Group A Offenses	Offenses		Arrests	
	Reported	Cleared	Adult	Juvenile
Crimes Against Persons				
Murder	0	0	0	0
Negligent Manslaughter	0	0	0	0
Kidnapping/Abduction	0	0	0	0
Forcible Rape	4	1	0	1
Forcible Sodomy	1	0	0	0
Sexual Assault W/Object	0	0	0	0
Forcible Fondling	3	3	2	0
Incest	0	0	0	0
Statutory Rape	2	1	1	0
Aggravated Assault	19	14	11	0
Simple Assault	47	40	37	0
Intimidation	7	2	2	0
Stalking	2	1	1	0
Commercial Sex Acts	0	0	0	0
Involuntary Servitude	0	0	0	0
Crimes Against Property				
Arson	0	0	0	0
Bribery	0	0	0	0
Burglary	59	11	11	0
Counterfeiting/Forgery	1	0	0	0
Destruction/Damage/Vandalism	66	4	2	1
Embezzlement	0	0	0	0
Extortion/Blackmail	0	0	0	0
Fraud - False Pretenses	1	0	0	0
Fraud - Credit Card/ATM	4	0	0	0
Fraud - Impersonation	1	0	0	0
Fraud - Welfare	1	0	0	0
Fraud - Wire	2	0	0	0
Motor Vehicle Theft	11	2	1	1
Robbery	2	0	0	0
Stolen Property Offenses	0	0	0	0
Theft - Pocket-picking	0	0	0	0
Theft - Purse Snatching	0	0	0	0
Theft - Shoplifting	0	0	0	0
Theft From Building	10	2	1	1
Theft From Coin Machine	0	0	0	0
Theft From Motor Vehicle	11	0	0	0
Theft of Motor Vehicle Parts	1	0	0	0
Theft - All Other Larceny	78	8	5	3
Crimes Against Society				
Drug/Narcotic Violations	38	36	32	0
Drug/Narcotic Equipment Violations	30	22	12	0
Gambling - Betting/Wagering	0	0	0	0
Gambling - Operating/Promoting	0	0	0	0
Gambling - Equipment Violations	0	0	0	0
Gambling - Sports Tampering	0	0	0	0
Pornography/Obscene Material	0	0	0	0
Prostitution	0	0	0	0
Prostitution Assisting/Promoting	0	0	0	0
Purchasing Prostitution	0	0	0	0
Weapon Law Violations	0	0	0	0
Total Group A Offenses	401	147	118	7



Jackson County Sheriff's Office - 2014

2013 Population Estimate	N/A
Offense Overview	
Offense Total	378
Number Cleared	157
Percent Cleared	41.53 %
Group A Crimes per 100,000 population	N/A
Arrest Overview	
Total Arrests	380
Adult Arrests	378
Juvenile Arrests	2
Unknown Age	0
Arrests per 100,000 population	N/A
Average number offenses/incident	1.24

Domestic Violence Victims		
Offense	Reported	Cleared
Murder	0	0
Aggravated Assault	10	10
Simple Assault	32	20
Intimidation	3	1
Stalking	0	0
Forcible Rape	0	0
Forcible Sodomy	0	0
Sexual Assault W/Object	0	0
Forcible Fondling	0	0
Incest	0	0
Statutory Rape	0	0
Kidnapping/Abduction	0	0
Total	45	31

TIBRS Group B Arrests		
Offense	Adult	Juvenile
Bad Checks	2	0
Curfew/Vagrancy	0	0
Disorderly Conduct	0	0
DUI	26	0
Drunkenness	9	0
Family-Non Violent	1	0
Liquor Law Violations	0	0
Peeping Tom	0	0
Trespass	0	0
All Other Offenses	220	0
Total Group B	258	0

TIBRS Group A Offenses	Offenses		Arrests	
	Reported	Cleared	Adult	Juvenile
Crimes Against Persons				
Murder	0	0	0	0
Negligent Manslaughter	0	0	0	0
Kidnapping/Abduction	0	0	0	0
Forcible Rape	0	0	0	0
Forcible Sodomy	0	0	0	0
Sexual Assault W/Object	0	0	0	0
Forcible Fondling	1	0	0	0
Incest	0	0	0	0
Statutory Rape	0	0	0	0
Aggravated Assault	21	21	9	0
Simple Assault	44	25	28	0
Intimidation	4	1	1	0
Stalking	0	0	0	0
Commercial Sex Acts	0	0	0	0
Involuntary Servitude	0	0	0	0
Crimes Against Property				
Arson	2	0	0	0
Bribery	0	0	0	0
Burglary	61	3	3	0
Counterfeiting/Forgery	7	3	4	0
Destruction/Damage/Vandalism	30	3	2	0
Embezzlement	0	0	0	0
Extortion/Blackmail	0	0	0	0
Fraud - False Pretenses	3	0	0	0
Fraud - Credit Card/ATM	7	0	0	0
Fraud - Impersonation	2	2	2	0
Fraud - Welfare	0	0	0	0
Fraud - Wire	4	0	0	0
Motor Vehicle Theft	13	2	3	0
Robbery	1	0	0	0
Stolen Property Offenses	0	0	0	0
Theft - Pocket-picking	2	0	0	0
Theft - Purse Snatching	0	0	0	0
Theft - Shoplifting	20	16	16	2
Theft From Building	27	1	2	0
Theft From Coin Machine	0	0	0	0
Theft From Motor Vehicle	5	0	0	0
Theft of Motor Vehicle Parts	5	0	0	0
Theft - All Other Larceny	39	7	6	0
Crimes Against Society				
Drug/Narcotic Violations	39	35	30	0
Drug/Narcotic Equipment Violations	36	33	14	0
Gambling - Betting/Wagering	0	0	0	0
Gambling - Operating/Promoting	0	0	0	0
Gambling - Equipment Violations	0	0	0	0
Gambling - Sports Tampering	0	0	0	0
Pornography/Obscene Material	0	0	0	0
Prostitution	0	0	0	0
Prostitution Assisting/Promoting	0	0	0	0
Purchasing Prostitution	0	0	0	0
Weapon Law Violations	5	5	0	0
Total Group A Offenses	378	157	120	2



Jefferson County Sheriff's Office - 2014

2013 Population Estimate	N/A
Offense Overview	
Offense Total	1,356
Number Cleared	675
Percent Cleared	49.78 %
Group A Crimes per 100,000 population	N/A
Arrest Overview	
Total Arrests	2,053
Adult Arrests	1,953
Juvenile Arrests	100
Unknown Age	0
Arrests per 100,000 population	N/A
Average number offenses/incident	1.19

Domestic Violence Victims		
Offense	Reported	Cleared
Murder	0	0
Aggravated Assault	39	36
Simple Assault	125	112
Intimidation	15	1
Stalking	2	1
Forcible Rape	6	3
Forcible Sodomy	2	0
Sexual Assault W/Object	0	0
Forcible Fondling	2	1
Incest	0	0
Statutory Rape	0	0
Kidnapping/Abduction	0	0
Total	191	154

TIBRS Group B Arrests		
Offense	Adult	Juvenile
Bad Checks	18	0
Curfew/Vagrancy	0	0
Disorderly Conduct	6	12
DUI	70	0
Drunkenness	28	3
Family-Non Violent	2	0
Liquor Law Violations	1	0
Peeping Tom	0	0
Trespass	3	0
All Other Offenses	1,325	46
Total Group B	1,453	61

TIBRS Group A Offenses	Offenses		Arrests	
	Reported	Cleared	Adult	Juvenile
Crimes Against Persons				
Murder	0	0	0	0
Negligent Manslaughter	0	0	0	0
Kidnapping/Abduction	0	0	0	0
Forcible Rape	9	5	2	1
Forcible Sodomy	4	2	0	0
Sexual Assault W/Object	0	0	0	0
Forcible Fondling	4	1	0	0
Incest	0	0	0	0
Statutory Rape	0	0	1	0
Aggravated Assault	62	57	47	1
Simple Assault	196	161	120	16
Intimidation	44	3	1	0
Stalking	3	2	0	0
Commercial Sex Acts	0	0	0	0
Involuntary Servitude	0	0	0	0
Crimes Against Property				
Arson	5	0	0	0
Bribery	0	0	0	0
Burglary	189	57	102	0
Counterfeiting/Forgery	8	4	0	0
Destruction/Damage/Vandalism	144	34	3	0
Embezzlement	0	0	0	0
Extortion/Blackmail	1	0	0	0
Fraud - False Pretenses	12	1	0	0
Fraud - Credit Card/ATM	13	4	0	0
Fraud - Impersonation	7	4	3	0
Fraud - Welfare	1	1	1	0
Fraud - Wire	3	0	0	0
Motor Vehicle Theft	38	17	6	2
Robbery	1	0	0	0
Stolen Property Offenses	5	2	0	0
Theft - Pocket-picking	0	0	0	0
Theft - Purse Snatching	0	0	0	0
Theft - Shoplifting	13	7	3	1
Theft From Building	101	38	13	2
Theft From Coin Machine	0	0	0	0
Theft From Motor Vehicle	64	19	11	0
Theft of Motor Vehicle Parts	23	3	2	0
Theft - All Other Larceny	230	78	68	3
Crimes Against Society				
Drug/Narcotic Violations	110	110	97	11
Drug/Narcotic Equipment Violations	59	59	16	2
Gambling - Betting/Wagering	0	0	0	0
Gambling - Operating/Promoting	0	0	0	0
Gambling - Equipment Violations	0	0	0	0
Gambling - Sports Tampering	0	0	0	0
Pornography/Obscene Material	2	1	1	0
Prostitution	0	0	0	0
Prostitution Assisting/Promoting	0	0	0	0
Purchasing Prostitution	0	0	0	0
Weapon Law Violations	5	5	3	0
Total Group A Offenses	1,356	675	500	39



Johnson County Sheriff's Office - 2014

2013 Population Estimate	N/A
Offense Overview	
Offense Total	847
Number Cleared	413
Percent Cleared	48.76 %
Group A Crimes per 100,000 population	N/A
Arrest Overview	
Total Arrests	925
Adult Arrests	897
Juvenile Arrests	28
Unknown Age	0
Arrests per 100,000 population	N/A
Average number offenses/incident	1.21

Domestic Violence Victims		
Offense	Reported	Cleared
Murder	0	0
Aggravated Assault	36	27
Simple Assault	82	70
Intimidation	35	25
Stalking	0	0
Forcible Rape	0	0
Forcible Sodomy	0	0
Sexual Assault W/Object	1	0
Forcible Fondling	4	0
Incest	0	0
Statutory Rape	0	0
Kidnapping/Abduction	6	6
Total	164	128

TIBRS Group B Arrests		
Offense	Adult	Juvenile
Bad Checks	2	0
Curfew/Vagrancy	0	0
Disorderly Conduct	3	11
DUI	79	0
Drunkenness	25	0
Family-Non Violent	21	0
Liquor Law Violations	2	1
Peeping Tom	0	0
Trespass	3	0
All Other Offenses	426	2
Total Group B	561	14

TIBRS Group A Offenses	Offenses		Arrests	
	Reported	Cleared	Adult	Juvenile
Crimes Against Persons				
Murder	0	0	0	0
Negligent Manslaughter	0	0	0	0
Kidnapping/Abduction	6	6	4	0
Forcible Rape	2	1	0	0
Forcible Sodomy	0	0	0	0
Sexual Assault W/Object	3	1	0	0
Forcible Fondling	13	2	2	0
Incest	0	0	0	0
Statutory Rape	0	0	0	0
Aggravated Assault	67	45	34	1
Simple Assault	109	91	74	10
Intimidation	53	30	28	0
Stalking	0	0	0	0
Commercial Sex Acts	1	0	0	0
Involuntary Servitude	0	0	0	0
Crimes Against Property				
Arson	0	0	0	0
Bribery	1	0	0	0
Burglary	103	16	15	0
Counterfeiting/Forgery	4	3	2	0
Destruction/Damage/Vandalism	59	14	2	1
Embezzlement	0	0	0	0
Extortion/Blackmail	0	0	0	0
Fraud - False Pretenses	12	5	2	0
Fraud - Credit Card/ATM	14	3	3	0
Fraud - Impersonation	1	0	0	0
Fraud - Welfare	0	0	0	0
Fraud - Wire	1	0	0	0
Motor Vehicle Theft	22	7	6	0
Robbery	1	0	0	0
Stolen Property Offenses	2	2	1	0
Theft - Pocket-picking	0	0	0	0
Theft - Purse Snatching	0	0	0	0
Theft - Shoplifting	3	2	4	0
Theft From Building	39	9	10	0
Theft From Coin Machine	0	0	0	0
Theft From Motor Vehicle	24	5	2	0
Theft of Motor Vehicle Parts	17	2	3	0
Theft - All Other Larceny	79	13	13	0
Crimes Against Society				
Drug/Narcotic Violations	130	83	99	2
Drug/Narcotic Equipment Violations	62	58	30	0
Gambling - Betting/Wagering	0	0	0	0
Gambling - Operating/Promoting	0	0	0	0
Gambling - Equipment Violations	0	0	0	0
Gambling - Sports Tampering	0	0	0	0
Pornography/Obscene Material	2	0	0	0
Prostitution	0	0	0	0
Prostitution Assisting/Promoting	0	0	0	0
Purchasing Prostitution	0	0	0	0
Weapon Law Violations	17	15	2	0
Total Group A Offenses	847	413	336	14



2013 Population Estimate	N/A
Offense Overview	
Offense Total	10,176
Number Cleared	4,579
Percent Cleared	45.00 %
Group A Crimes per 100,000 population	N/A
Arrest Overview	
Total Arrests	7,829
Adult Arrests	7,479
Juvenile Arrests	350
Unknown Age	0
Arrests per 100,000 population	N/A
Average number offenses/incident	1.11

Domestic Violence Victims		
Offense	Reported	Cleared
Murder	1	1
Aggravated Assault	195	181
Simple Assault	1,125	1,026
Intimidation	154	130
Stalking	6	6
Forcible Rape	8	5
Forcible Sodomy	4	3
Sexual Assault W/Object	4	2
Forcible Fondling	4	0
Incest	0	0
Statutory Rape	3	2
Kidnapping/Abduction	1	1
Total	1,505	1,357

TIBRS Group B Arrests		
Offense	Adult	Juvenile
Bad Checks	43	0
Curfew/Vagrancy	0	3
Disorderly Conduct	81	6
DUI	595	4
Drunkenness	367	3
Family-Non Violent	55	0
Liquor Law Violations	80	14
Peeping Tom	2	0
Trespass	34	5
All Other Offenses	3,768	32
Total Group B	5,025	67

TIBRS Group A Offenses	Offenses		Arrests	
	Reported	Cleared	Adult	Juvenile
Crimes Against Persons				
Murder	6	5	4	1
Negligent Manslaughter	0	0	0	0
Kidnapping/Abduction	2	2	1	0
Forcible Rape	22	11	4	1
Forcible Sodomy	9	4	1	0
Sexual Assault W/Object	6	2	0	0
Forcible Fondling	20	7	1	0
Incest	0	0	0	0
Statutory Rape	8	3	2	0
Aggravated Assault	425	370	150	20
Simple Assault	1,550	1,365	508	109
Intimidation	392	276	28	14
Stalking	11	10	6	0
Commercial Sex Acts	0	0	0	0
Involuntary Servitude	0	0	0	0
Crimes Against Property				
Arson	23	4	0	1
Bribery	0	0	0	0
Burglary	1,309	251	123	5
Counterfeiting/Forgery	47	30	29	0
Destruction/Damage/Vandalism	835	211	41	10
Embezzlement	50	24	22	0
Extortion/Blackmail	0	0	0	0
Fraud - False Pretenses	182	55	21	0
Fraud - Credit Card/ATM	48	16	13	0
Fraud - Impersonation	48	10	1	0
Fraud - Welfare	0	0	0	0
Fraud - Wire	10	3	0	0
Motor Vehicle Theft	400	58	24	6
Robbery	65	27	30	1
Stolen Property Offenses	24	24	24	0
Theft - Pocket-picking	1	0	0	0
Theft - Purse Snatching	4	1	1	0
Theft - Shoplifting	630	533	575	45
Theft From Building	476	173	73	6
Theft From Coin Machine	6	0	0	0
Theft From Motor Vehicle	1,205	118	46	1
Theft of Motor Vehicle Parts	230	13	4	0
Theft - All Other Larceny	1,281	124	78	5
Crimes Against Society				
Drug/Narcotic Violations	411	410	462	40
Drug/Narcotic Equipment Violations	302	302	100	14
Gambling - Betting/Wagering	0	0	0	0
Gambling - Operating/Promoting	0	0	0	0
Gambling - Equipment Violations	0	0	0	0
Gambling - Sports Tampering	0	0	0	0
Pornography/Obscene Material	0	0	0	0
Prostitution	38	38	36	0
Prostitution Assisting/Promoting	5	5	6	0
Purchasing Prostitution	28	28	28	0
Weapon Law Violations	67	66	12	4
Total Group A Offenses	10,176	4,579	2,454	283



2013 Population Estimate	N/A
Offense Overview	
Offense Total	56
Number Cleared	25
Percent Cleared	44.64 %
Group A Crimes per 100,000 population	N/A
Arrest Overview	
Total Arrests	348
Adult Arrests	345
Juvenile Arrests	3
Unknown Age	0
Arrests per 100,000 population	N/A
Average number offenses/incident	1.17

Domestic Violence Victims		
Offense	Reported	Cleared
Murder	0	0
Aggravated Assault	0	0
Simple Assault	2	2
Intimidation	0	0
Stalking	0	0
Forcible Rape	0	0
Forcible Sodomy	0	0
Sexual Assault W/Object	0	0
Forcible Fondling	0	0
Incest	0	0
Statutory Rape	0	0
Kidnapping/Abduction	0	0
Total	2	2

TIBRS Group B Arrests		
Offense	Adult	Juvenile
Bad Checks	14	0
Curfew/Vagrancy	0	0
Disorderly Conduct	0	0
DUI	2	0
Drunkenness	4	0
Family-Non Violent	0	0
Liquor Law Violations	0	0
Peeping Tom	0	0
Trespass	4	0
All Other Offenses	296	1
Total Group B	320	1

TIBRS Group A Offenses	Offenses		Arrests	
	Reported	Cleared	Adult	Juvenile
Crimes Against Persons				
Murder	0	0	0	0
Negligent Manslaughter	0	0	0	0
Kidnapping/Abduction	0	0	0	0
Forcible Rape	0	0	0	0
Forcible Sodomy	0	0	0	0
Sexual Assault W/Object	0	0	0	0
Forcible Fondling	0	0	0	0
Incest	0	0	0	0
Statutory Rape	0	0	0	0
Aggravated Assault	1	1	2	0
Simple Assault	5	4	4	0
Intimidation	0	0	0	0
Stalking	0	0	0	0
Commercial Sex Acts	0	0	0	0
Involuntary Servitude	0	0	0	0
Crimes Against Property				
Arson	1	1	1	0
Bribery	0	0	0	0
Burglary	5	0	0	0
Counterfeiting/Forgery	2	0	0	0
Destruction/Damage/Vandalism	12	3	0	2
Embezzlement	0	0	0	0
Extortion/Blackmail	0	0	0	0
Fraud - False Pretenses	0	0	0	0
Fraud - Credit Card/ATM	1	0	0	0
Fraud - Impersonation	0	0	0	0
Fraud - Welfare	0	0	0	0
Fraud - Wire	0	0	0	0
Motor Vehicle Theft	0	0	0	0
Robbery	2	2	2	0
Stolen Property Offenses	0	0	0	0
Theft - Pocket-picking	0	0	0	0
Theft - Purse Snatching	0	0	0	0
Theft - Shoplifting	0	0	0	0
Theft From Building	3	0	0	0
Theft From Coin Machine	0	0	0	0
Theft From Motor Vehicle	5	1	0	0
Theft of Motor Vehicle Parts	0	0	0	0
Theft - All Other Larceny	5	1	1	0
Crimes Against Society				
Drug/Narcotic Violations	12	10	13	0
Drug/Narcotic Equipment Violations	1	1	0	0
Gambling - Betting/Wagering	0	0	0	0
Gambling - Operating/Promoting	0	0	0	0
Gambling - Equipment Violations	0	0	0	0
Gambling - Sports Tampering	0	0	0	0
Pornography/Obscene Material	0	0	0	0
Prostitution	0	0	0	0
Prostitution Assisting/Promoting	0	0	0	0
Purchasing Prostitution	0	0	0	0
Weapon Law Violations	1	1	2	0
Total Group A Offenses	56	25	25	2



2013 Population Estimate	N/A
Offense Overview	
Offense Total	803
Number Cleared	312
Percent Cleared	38.85 %
Group A Crimes per 100,000 population	N/A
Arrest Overview	
Total Arrests	1,069
Adult Arrests	1,044
Juvenile Arrests	25
Unknown Age	0
Arrests per 100,000 population	N/A
Average number offenses/incident	1.16

Domestic Violence Victims		
Offense	Reported	Cleared
Murder	0	0
Aggravated Assault	7	7
Simple Assault	77	53
Intimidation	26	6
Stalking	0	0
Forcible Rape	0	0
Forcible Sodomy	0	0
Sexual Assault W/Object	0	0
Forcible Fondling	1	1
Incest	0	0
Statutory Rape	0	0
Kidnapping/Abduction	0	0
Total	111	67

TIBRS Group B Arrests		
Offense	Adult	Juvenile
Bad Checks	44	0
Curfew/Vagrancy	0	0
Disorderly Conduct	4	7
DUI	69	0
Drunkenness	3	0
Family-Non Violent	0	0
Liquor Law Violations	6	0
Peeping Tom	0	0
Trespass	4	0
All Other Offenses	655	0
Total Group B	785	7

TIBRS Group A Offenses	Offenses		Arrests	
	Reported	Cleared	Adult	Juvenile
Crimes Against Persons				
Murder	0	0	0	0
Negligent Manslaughter	0	0	0	0
Kidnapping/Abduction	1	1	0	1
Forcible Rape	0	0	0	0
Forcible Sodomy	1	1	0	1
Sexual Assault W/Object	0	0	0	0
Forcible Fondling	4	2	1	1
Incest	0	0	0	0
Statutory Rape	1	1	1	0
Aggravated Assault	32	26	20	0
Simple Assault	113	76	59	4
Intimidation	73	10	11	0
Stalking	2	1	1	0
Commercial Sex Acts	0	0	0	0
Involuntary Servitude	0	0	0	0
Crimes Against Property				
Arson	3	2	1	0
Bribery	0	0	0	0
Burglary	115	12	12	1
Counterfeiting/Forgery	2	1	1	0
Destruction/Damage/Vandalism	110	26	20	1
Embezzlement	0	0	0	0
Extortion/Blackmail	1	0	0	0
Fraud - False Pretenses	4	0	0	0
Fraud - Credit Card/ATM	4	0	0	0
Fraud - Impersonation	10	1	1	0
Fraud - Welfare	0	0	0	0
Fraud - Wire	1	0	0	0
Motor Vehicle Theft	35	11	7	0
Robbery	5	1	1	0
Stolen Property Offenses	0	0	0	0
Theft - Pocket-picking	7	0	0	0
Theft - Purse Snatching	0	0	0	0
Theft - Shoplifting	2	1	1	0
Theft From Building	46	11	6	6
Theft From Coin Machine	0	0	0	0
Theft From Motor Vehicle	20	2	1	0
Theft of Motor Vehicle Parts	14	2	2	0
Theft - All Other Larceny	77	6	5	0
Crimes Against Society				
Drug/Narcotic Violations	60	59	64	0
Drug/Narcotic Equipment Violations	35	34	31	0
Gambling - Betting/Wagering	1	1	0	2
Gambling - Operating/Promoting	0	0	0	0
Gambling - Equipment Violations	0	0	0	0
Gambling - Sports Tampering	0	0	0	0
Pornography/Obscene Material	4	4	4	0
Prostitution	0	0	0	0
Prostitution Assisting/Promoting	0	0	0	0
Purchasing Prostitution	0	0	0	0
Weapon Law Violations	20	20	9	1
Total Group A Offenses	803	312	259	18



2013 Population Estimate	N/A
Offense Overview	
Offense Total	1,527
Number Cleared	690
Percent Cleared	45.19 %
Group A Crimes per 100,000 population	N/A
Arrest Overview	
Total Arrests	1,960
Adult Arrests	1,919
Juvenile Arrests	41
Unknown Age	0
Arrests per 100,000 population	N/A
Average number offenses/incident	1.35

Domestic Violence Victims		
Offense	Reported	Cleared
Murder	1	1
Aggravated Assault	65	60
Simple Assault	131	96
Intimidation	77	31
Stalking	0	0
Forcible Rape	0	0
Forcible Sodomy	0	0
Sexual Assault W/Object	1	0
Forcible Fondling	4	2
Incest	0	0
Statutory Rape	1	0
Kidnapping/Abduction	6	4
Total	286	194

TIBRS Group B Arrests		
Offense	Adult	Juvenile
Bad Checks	34	0
Curfew/Vagrancy	0	0
Disorderly Conduct	4	9
DUI	13	0
Drunkenness	15	1
Family-Non Violent	136	1
Liquor Law Violations	4	1
Peeping Tom	0	0
Trespass	8	0
All Other Offenses	1,229	5
Total Group B	1,443	17

TIBRS Group A Offenses	Offenses		Arrests	
	Reported	Cleared	Adult	Juvenile
Crimes Against Persons				
Murder	1	1	1	0
Negligent Manslaughter	0	0	0	0
Kidnapping/Abduction	8	5	4	0
Forcible Rape	4	1	0	0
Forcible Sodomy	1	0	0	0
Sexual Assault W/Object	2	1	0	0
Forcible Fondling	9	4	3	0
Incest	0	0	0	0
Statutory Rape	4	3	3	0
Aggravated Assault	101	92	76	0
Simple Assault	231	156	120	6
Intimidation	162	47	30	4
Stalking	9	1	0	0
Commercial Sex Acts	0	0	0	0
Involuntary Servitude	0	0	0	0
Crimes Against Property				
Arson	3	2	3	0
Bribery	0	0	0	0
Burglary	167	29	19	1
Counterfeiting/Forgery	5	1	1	0
Destruction/Damage/Vandalism	278	77	15	1
Embezzlement	2	2	2	0
Extortion/Blackmail	0	0	0	0
Fraud - False Pretenses	25	6	5	0
Fraud - Credit Card/ATM	18	3	3	0
Fraud - Impersonation	14	1	0	0
Fraud - Welfare	0	0	0	0
Fraud - Wire	0	0	0	0
Motor Vehicle Theft	32	8	5	0
Robbery	4	4	7	0
Stolen Property Offenses	0	0	0	0
Theft - Pocket-picking	0	0	0	0
Theft - Purse Snatching	0	0	0	0
Theft - Shoplifting	12	7	5	0
Theft From Building	76	18	14	3
Theft From Coin Machine	0	0	0	0
Theft From Motor Vehicle	22	5	3	0
Theft of Motor Vehicle Parts	10	1	1	0
Theft - All Other Larceny	93	10	10	0
Crimes Against Society				
Drug/Narcotic Violations	121	107	113	8
Drug/Narcotic Equipment Violations	81	74	22	1
Gambling - Betting/Wagering	0	0	0	0
Gambling - Operating/Promoting	0	0	0	0
Gambling - Equipment Violations	0	0	0	0
Gambling - Sports Tampering	0	0	0	0
Pornography/Obscene Material	4	1	1	0
Prostitution	0	0	0	0
Prostitution Assisting/Promoting	0	0	0	0
Purchasing Prostitution	0	0	0	0
Weapon Law Violations	28	23	10	0
Total Group A Offenses	1,527	690	476	24



2013 Population Estimate	N/A
Offense Overview	
Offense Total	346
Number Cleared	111
Percent Cleared	32.08 %
Group A Crimes per 100,000 population	N/A
Arrest Overview	
Total Arrests	377
Adult Arrests	375
Juvenile Arrests	2
Unknown Age	0
Arrests per 100,000 population	N/A
Average number offenses/incident	1.17

Domestic Violence Victims		
Offense	Reported	Cleared
Murder	0	0
Aggravated Assault	14	12
Simple Assault	21	15
Intimidation	0	0
Stalking	0	0
Forcible Rape	0	0
Forcible Sodomy	0	0
Sexual Assault W/Object	1	0
Forcible Fondling	0	0
Incest	0	0
Statutory Rape	0	0
Kidnapping/Abduction	0	0
Total	36	27

TIBRS Group B Arrests		
Offense	Adult	Juvenile
Bad Checks	13	0
Curfew/Vagrancy	0	0
Disorderly Conduct	0	0
DUI	6	0
Drunkenness	6	0
Family-Non Violent	0	0
Liquor Law Violations	0	0
Peeping Tom	0	0
Trespass	7	0
All Other Offenses	265	0
Total Group B	297	0

TIBRS Group A Offenses	Offenses		Arrests	
	Reported	Cleared	Adult	Juvenile
Crimes Against Persons				
Murder	0	0	0	0
Negligent Manslaughter	0	0	0	0
Kidnapping/Abduction	0	0	0	0
Forcible Rape	1	0	0	0
Forcible Sodomy	0	0	0	0
Sexual Assault W/Object	1	0	0	0
Forcible Fondling	2	0	0	0
Incest	0	0	0	0
Statutory Rape	1	1	1	0
Aggravated Assault	24	17	13	0
Simple Assault	40	20	18	0
Intimidation	2	0	0	0
Stalking	1	1	1	0
Commercial Sex Acts	0	0	0	0
Involuntary Servitude	0	0	0	0
Crimes Against Property				
Arson	0	0	0	0
Bribery	0	0	0	0
Burglary	36	8	7	2
Counterfeiting/Forgery	6	3	1	0
Destruction/Damage/Vandalism	55	8	1	0
Embezzlement	0	0	0	0
Extortion/Blackmail	0	0	0	0
Fraud - False Pretenses	10	1	0	0
Fraud - Credit Card/ATM	6	1	2	0
Fraud - Impersonation	2	0	0	0
Fraud - Welfare	0	0	0	0
Fraud - Wire	0	0	0	0
Motor Vehicle Theft	8	1	1	0
Robbery	0	0	0	0
Stolen Property Offenses	0	0	0	0
Theft - Pocket-picking	1	0	0	0
Theft - Purse Snatching	0	0	0	0
Theft - Shoplifting	0	0	0	0
Theft From Building	9	0	0	0
Theft From Coin Machine	0	0	0	0
Theft From Motor Vehicle	10	1	1	0
Theft of Motor Vehicle Parts	3	0	0	0
Theft - All Other Larceny	88	13	10	0
Crimes Against Society				
Drug/Narcotic Violations	24	22	17	0
Drug/Narcotic Equipment Violations	14	13	5	0
Gambling - Betting/Wagering	0	0	0	0
Gambling - Operating/Promoting	0	0	0	0
Gambling - Equipment Violations	0	0	0	0
Gambling - Sports Tampering	0	0	0	0
Pornography/Obscene Material	0	0	0	0
Prostitution	0	0	0	0
Prostitution Assisting/Promoting	0	0	0	0
Purchasing Prostitution	0	0	0	0
Weapon Law Violations	1	1	0	0
Total Group A Offenses	346	111	78	2



2013 Population Estimate	N/A
Offense Overview	
Offense Total	1,002
Number Cleared	367
Percent Cleared	36.63 %
Group A Crimes per 100,000 population	N/A
Arrest Overview	
Total Arrests	783
Adult Arrests	744
Juvenile Arrests	39
Unknown Age	0
Arrests per 100,000 population	N/A
Average number offenses/incident	1.15

Domestic Violence Victims		
Offense	Reported	Cleared
Murder	0	0
Aggravated Assault	40	29
Simple Assault	133	84
Intimidation	30	7
Stalking	0	0
Forcible Rape	0	0
Forcible Sodomy	1	1
Sexual Assault W/Object	0	0
Forcible Fondling	2	1
Incest	1	1
Statutory Rape	0	0
Kidnapping/Abduction	1	1
Total	208	124

TIBRS Group B Arrests		
Offense	Adult	Juvenile
Bad Checks	12	0
Curfew/Vagrancy	0	2
Disorderly Conduct	29	2
DUI	30	0
Drunkenness	27	0
Family-Non Violent	1	0
Liquor Law Violations	23	5
Peeping Tom	0	0
Trespass	5	0
All Other Offenses	322	3
Total Group B	449	12

TIBRS Group A Offenses	Offenses		Arrests	
	Reported	Cleared	Adult	Juvenile
Crimes Against Persons				
Murder	0	0	0	0
Negligent Manslaughter	0	0	0	0
Kidnapping/Abduction	1	1	1	0
Forcible Rape	1	0	0	0
Forcible Sodomy	1	1	1	0
Sexual Assault W/Object	0	0	0	0
Forcible Fondling	5	4	4	0
Incest	1	1	1	0
Statutory Rape	0	0	0	0
Aggravated Assault	57	38	32	1
Simple Assault	174	94	66	12
Intimidation	56	11	11	1
Stalking	2	0	0	0
Commercial Sex Acts	0	0	0	0
Involuntary Servitude	0	0	0	0
Crimes Against Property				
Arson	2	1	1	0
Bribery	0	0	0	0
Burglary	173	22	21	0
Counterfeiting/Forgery	14	10	5	0
Destruction/Damage/Vandalism	110	21	17	5
Embezzlement	3	2	2	0
Extortion/Blackmail	0	0	0	0
Fraud - False Pretenses	16	11	2	0
Fraud - Credit Card/ATM	7	0	0	0
Fraud - Impersonation	14	0	0	0
Fraud - Welfare	0	0	0	0
Fraud - Wire	0	0	0	0
Motor Vehicle Theft	21	7	6	2
Robbery	2	2	3	0
Stolen Property Offenses	0	0	0	0
Theft - Pocket-picking	1	0	0	0
Theft - Purse Snatching	0	0	0	0
Theft - Shoplifting	6	0	0	0
Theft From Building	87	12	10	1
Theft From Coin Machine	0	0	0	0
Theft From Motor Vehicle	34	3	4	0
Theft of Motor Vehicle Parts	15	0	0	0
Theft - All Other Larceny	75	7	14	1
Crimes Against Society				
Drug/Narcotic Violations	63	61	73	3
Drug/Narcotic Equipment Violations	42	41	14	1
Gambling - Betting/Wagering	0	0	0	0
Gambling - Operating/Promoting	0	0	0	0
Gambling - Equipment Violations	0	0	0	0
Gambling - Sports Tampering	0	0	0	0
Pornography/Obscene Material	2	1	1	0
Prostitution	0	0	0	0
Prostitution Assisting/Promoting	0	0	0	0
Purchasing Prostitution	0	0	0	0
Weapon Law Violations	17	16	6	0
Total Group A Offenses	1,002	367	295	27



2013 Population Estimate	N/A
Offense Overview	
Offense Total	1,193
Number Cleared	527
Percent Cleared	44.17 %
Group A Crimes per 100,000 population	N/A
Arrest Overview	
Total Arrests	1,430
Adult Arrests	1,290
Juvenile Arrests	140
Unknown Age	0
Arrests per 100,000 population	N/A
Average number offenses/incident	1.18

Domestic Violence Victims		
Offense	Reported	Cleared
Murder	0	0
Aggravated Assault	39	34
Simple Assault	53	46
Intimidation	29	19
Stalking	0	0
Forcible Rape	0	0
Forcible Sodomy	0	0
Sexual Assault W/Object	0	0
Forcible Fondling	1	1
Incest	0	0
Statutory Rape	0	0
Kidnapping/Abduction	2	2
Total	124	102

TIBRS Group B Arrests		
Offense	Adult	Juvenile
Bad Checks	1	0
Curfew/Vagrancy	0	0
Disorderly Conduct	4	15
DUI	148	0
Drunkenness	50	0
Family-Non Violent	81	0
Liquor Law Violations	31	18
Peeping Tom	0	0
Trespass	4	1
All Other Offenses	567	50
Total Group B	886	84

TIBRS Group A Offenses	Offenses		Arrests	
	Reported	Cleared	Adult	Juvenile
Crimes Against Persons				
Murder	0	0	0	0
Negligent Manslaughter	0	0	0	0
Kidnapping/Abduction	2	2	2	0
Forcible Rape	3	0	0	0
Forcible Sodomy	2	2	2	0
Sexual Assault W/Object	0	0	0	0
Forcible Fondling	5	2	1	0
Incest	0	0	0	0
Statutory Rape	1	1	1	0
Aggravated Assault	65	51	41	6
Simple Assault	96	76	50	22
Intimidation	66	28	14	5
Stalking	4	0	0	0
Commercial Sex Acts	0	0	0	0
Involuntary Servitude	0	0	0	0
Crimes Against Property				
Arson	3	0	0	0
Bribery	0	0	0	0
Burglary	157	15	13	2
Counterfeiting/Forgery	3	1	1	0
Destruction/Damage/Vandalism	96	10	4	3
Embezzlement	2	0	0	0
Extortion/Blackmail	0	0	0	0
Fraud - False Pretenses	11	3	4	0
Fraud - Credit Card/ATM	15	0	0	0
Fraud - Impersonation	8	1	1	0
Fraud - Welfare	1	0	0	0
Fraud - Wire	0	0	0	0
Motor Vehicle Theft	37	8	7	0
Robbery	1	1	2	0
Stolen Property Offenses	3	1	1	0
Theft - Pocket-picking	1	0	0	0
Theft - Purse Snatching	0	0	0	0
Theft - Shoplifting	5	1	1	0
Theft From Building	108	16	11	4
Theft From Coin Machine	0	0	0	0
Theft From Motor Vehicle	84	8	0	0
Theft of Motor Vehicle Parts	28	0	0	0
Theft - All Other Larceny	95	10	13	0
Crimes Against Society				
Drug/Narcotic Violations	154	154	179	13
Drug/Narcotic Equipment Violations	117	117	41	0
Gambling - Betting/Wagering	0	0	0	0
Gambling - Operating/Promoting	0	0	0	0
Gambling - Equipment Violations	0	0	0	0
Gambling - Sports Tampering	0	0	0	0
Pornography/Obscene Material	2	1	1	0
Prostitution	0	0	0	0
Prostitution Assisting/Promoting	0	0	0	0
Purchasing Prostitution	0	0	0	0
Weapon Law Violations	18	18	14	1
Total Group A Offenses	1,193	527	404	56



2013 Population Estimate	N/A
Offense Overview	
Offense Total	415
Number Cleared	325
Percent Cleared	78.31 %
Group A Crimes per 100,000 population	N/A
Arrest Overview	
Total Arrests	962
Adult Arrests	800
Juvenile Arrests	162
Unknown Age	0
Arrests per 100,000 population	N/A
Average number offenses/incident	1.19

Domestic Violence Victims		
Offense	Reported	Cleared
Murder	0	0
Aggravated Assault	10	10
Simple Assault	37	35
Intimidation	4	4
Stalking	1	1
Forcible Rape	0	0
Forcible Sodomy	0	0
Sexual Assault W/Object	0	0
Forcible Fondling	0	0
Incest	0	0
Statutory Rape	0	0
Kidnapping/Abduction	0	0
Total	52	50

TIBRS Group B Arrests		
Offense	Adult	Juvenile
Bad Checks	8	1
Curfew/Vagrancy	0	1
Disorderly Conduct	4	0
DUI	22	0
Drunkenness	23	0
Family-Non Violent	2	0
Liquor Law Violations	0	0
Peeping Tom	0	0
Trespass	15	0
All Other Offenses	469	160
Total Group B	543	162

TIBRS Group A Offenses	Offenses		Arrests	
	Reported	Cleared	Adult	Juvenile
Crimes Against Persons				
Murder	0	0	0	0
Negligent Manslaughter	0	0	0	0
Kidnapping/Abduction	0	0	0	0
Forcible Rape	1	1	0	0
Forcible Sodomy	0	0	0	0
Sexual Assault W/Object	0	0	0	0
Forcible Fondling	1	1	1	0
Incest	0	0	0	0
Statutory Rape	1	1	1	0
Aggravated Assault	31	31	25	0
Simple Assault	96	93	80	0
Intimidation	20	17	16	0
Stalking	8	8	8	0
Commercial Sex Acts	0	0	0	0
Involuntary Servitude	0	0	0	0
Crimes Against Property				
Arson	0	0	0	0
Bribery	1	1	1	0
Burglary	38	23	20	0
Counterfeiting/Forgery	2	1	1	0
Destruction/Damage/Vandalism	58	31	10	0
Embezzlement	0	0	0	0
Extortion/Blackmail	0	0	0	0
Fraud - False Pretenses	1	1	1	0
Fraud - Credit Card/ATM	1	0	0	0
Fraud - Impersonation	0	0	0	0
Fraud - Welfare	0	0	0	0
Fraud - Wire	0	0	0	0
Motor Vehicle Theft	13	9	7	0
Robbery	0	0	0	0
Stolen Property Offenses	0	0	0	0
Theft - Pocket-picking	0	0	0	0
Theft - Purse Snatching	1	1	1	0
Theft - Shoplifting	0	0	0	0
Theft From Building	3	1	1	0
Theft From Coin Machine	0	0	0	0
Theft From Motor Vehicle	5	2	0	0
Theft of Motor Vehicle Parts	1	1	1	0
Theft - All Other Larceny	58	27	23	0
Crimes Against Society				
Drug/Narcotic Violations	59	59	56	0
Drug/Narcotic Equipment Violations	12	12	1	0
Gambling - Betting/Wagering	0	0	0	0
Gambling - Operating/Promoting	0	0	0	0
Gambling - Equipment Violations	0	0	0	0
Gambling - Sports Tampering	0	0	0	0
Pornography/Obscene Material	2	2	2	0
Prostitution	0	0	0	0
Prostitution Assisting/Promoting	0	0	0	0
Purchasing Prostitution	0	0	0	0
Weapon Law Violations	2	2	1	0
Total Group A Offenses	415	325	257	0



Madison County Sheriff's Office - 2014

2013 Population Estimate	N/A
Offense Overview	
Offense Total	1,644
Number Cleared	713
Percent Cleared	43.37 %
Group A Crimes per 100,000 population	N/A
Arrest Overview	
Total Arrests	1,856
Adult Arrests	1,722
Juvenile Arrests	134
Unknown Age	0
Arrests per 100,000 population	N/A
Average number offenses/incident	1.18

Domestic Violence Victims		
Offense	Reported	Cleared
Murder	0	0
Aggravated Assault	57	51
Simple Assault	180	132
Intimidation	56	30
Stalking	1	1
Forcible Rape	3	1
Forcible Sodomy	1	0
Sexual Assault W/Object	0	0
Forcible Fondling	2	0
Incest	0	0
Statutory Rape	0	0
Kidnapping/Abduction	8	7
Total	308	222

TIBRS Group B Arrests		
Offense	Adult	Juvenile
Bad Checks	90	0
Curfew/Vagrancy	0	0
Disorderly Conduct	4	46
DUI	76	1
Drunkenness	48	0
Family-Non Violent	0	0
Liquor Law Violations	35	13
Peeping Tom	0	0
Trespass	2	0
All Other Offenses	1,025	5
Total Group B	1,280	65

TIBRS Group A Offenses	Offenses		Arrests	
	Reported	Cleared	Adult	Juvenile
Crimes Against Persons				
Murder	1	0	0	0
Negligent Manslaughter	0	0	0	0
Kidnapping/Abduction	9	7	9	0
Forcible Rape	6	1	0	1
Forcible Sodomy	2	0	0	0
Sexual Assault W/Object	0	0	0	0
Forcible Fondling	9	3	1	1
Incest	0	0	0	0
Statutory Rape	2	1	1	0
Aggravated Assault	116	84	50	2
Simple Assault	354	220	124	23
Intimidation	128	53	4	3
Stalking	1	1	1	0
Commercial Sex Acts	0	0	0	0
Involuntary Servitude	0	0	0	0
Crimes Against Property				
Arson	7	3	3	0
Bribery	0	0	0	0
Burglary	194	39	55	4
Counterfeiting/Forgery	27	12	13	0
Destruction/Damage/Vandalism	191	58	33	10
Embezzlement	0	0	0	0
Extortion/Blackmail	0	0	0	0
Fraud - False Pretenses	16	1	0	0
Fraud - Credit Card/ATM	11	4	3	0
Fraud - Impersonation	16	6	4	1
Fraud - Welfare	0	0	0	0
Fraud - Wire	15	1	0	0
Motor Vehicle Theft	49	8	2	1
Robbery	12	5	6	0
Stolen Property Offenses	1	1	1	1
Theft - Pocket-picking	0	0	0	0
Theft - Purse Snatching	0	0	0	0
Theft - Shoplifting	21	9	4	3
Theft From Building	107	20	5	1
Theft From Coin Machine	0	0	0	0
Theft From Motor Vehicle	39	2	3	0
Theft of Motor Vehicle Parts	19	2	0	0
Theft - All Other Larceny	129	16	25	3
Crimes Against Society				
Drug/Narcotic Violations	97	93	85	13
Drug/Narcotic Equipment Violations	46	46	7	0
Gambling - Betting/Wagering	0	0	0	0
Gambling - Operating/Promoting	0	0	0	0
Gambling - Equipment Violations	0	0	0	0
Gambling - Sports Tampering	0	0	0	0
Pornography/Obscene Material	3	2	1	0
Prostitution	0	0	0	0
Prostitution Assisting/Promoting	0	0	0	0
Purchasing Prostitution	0	0	0	0
Weapon Law Violations	16	15	2	2
Total Group A Offenses	1,644	713	442	69



2013 Population Estimate	N/A
Offense Overview	
Offense Total	602
Number Cleared	220
Percent Cleared	36.54 %
Group A Crimes per 100,000 population	N/A
Arrest Overview	
Total Arrests	941
Adult Arrests	941
Juvenile Arrests	0
Unknown Age	0
Arrests per 100,000 population	N/A
Average number offenses/incident	1.09

Domestic Violence Victims		
Offense	Reported	Cleared
Murder	0	0
Aggravated Assault	15	12
Simple Assault	52	38
Intimidation	13	5
Stalking	0	0
Forcible Rape	0	0
Forcible Sodomy	0	0
Sexual Assault W/Object	0	0
Forcible Fondling	0	0
Incest	0	0
Statutory Rape	1	1
Kidnapping/Abduction	0	0
Total	81	56

TIBRS Group B Arrests		
Offense	Adult	Juvenile
Bad Checks	4	0
Curfew/Vagrancy	0	0
Disorderly Conduct	36	0
DUI	18	0
Drunkenness	29	0
Family-Non Violent	2	0
Liquor Law Violations	12	0
Peeping Tom	0	0
Trespass	9	0
All Other Offenses	614	0
Total Group B	724	0

TIBRS Group A Offenses	Offenses		Arrests	
	Reported	Cleared	Adult	Juvenile
Crimes Against Persons				
Murder	0	0	0	0
Negligent Manslaughter	0	0	0	0
Kidnapping/Abduction	0	0	0	0
Forcible Rape	0	0	0	0
Forcible Sodomy	0	0	0	0
Sexual Assault W/Object	0	0	0	0
Forcible Fondling	2	1	1	0
Incest	0	0	0	0
Statutory Rape	1	1	1	0
Aggravated Assault	39	29	25	0
Simple Assault	90	63	64	0
Intimidation	38	11	11	0
Stalking	2	2	1	0
Commercial Sex Acts	0	0	0	0
Involuntary Servitude	0	0	0	0
Crimes Against Property				
Arson	3	0	0	0
Bribery	0	0	0	0
Burglary	85	10	16	0
Counterfeiting/Forgery	0	0	0	0
Destruction/Damage/Vandalism	39	4	3	0
Embezzlement	0	0	0	0
Extortion/Blackmail	0	0	0	0
Fraud - False Pretenses	3	0	0	0
Fraud - Credit Card/ATM	9	0	0	0
Fraud - Impersonation	12	3	3	0
Fraud - Welfare	0	0	0	0
Fraud - Wire	4	0	0	0
Motor Vehicle Theft	48	5	7	0
Robbery	1	0	0	0
Stolen Property Offenses	2	2	2	0
Theft - Pocket-picking	0	0	0	0
Theft - Purse Snatching	0	0	0	0
Theft - Shoplifting	0	0	0	0
Theft From Building	1	0	0	0
Theft From Coin Machine	0	0	0	0
Theft From Motor Vehicle	35	3	4	0
Theft of Motor Vehicle Parts	6	0	0	0
Theft - All Other Larceny	107	18	19	0
Crimes Against Society				
Drug/Narcotic Violations	44	41	41	0
Drug/Narcotic Equipment Violations	23	20	15	0
Gambling - Betting/Wagering	0	0	0	0
Gambling - Operating/Promoting	0	0	0	0
Gambling - Equipment Violations	0	0	0	0
Gambling - Sports Tampering	0	0	0	0
Pornography/Obscene Material	0	0	0	0
Prostitution	0	0	0	0
Prostitution Assisting/Promoting	0	0	0	0
Purchasing Prostitution	0	0	0	0
Weapon Law Violations	8	7	4	0
Total Group A Offenses	602	220	217	0



Marshall County Sheriff's Office - 2014

2013 Population Estimate	N/A
Offense Overview	
Offense Total	393
Number Cleared	190
Percent Cleared	48.35 %
Group A Crimes per 100,000 population	N/A
Arrest Overview	
Total Arrests	506
Adult Arrests	490
Juvenile Arrests	16
Unknown Age	0
Arrests per 100,000 population	N/A
Average number offenses/incident	1.21

Domestic Violence Victims		
Offense	Reported	Cleared
Murder	1	1
Aggravated Assault	12	11
Simple Assault	52	45
Intimidation	12	7
Stalking	0	0
Forcible Rape	2	1
Forcible Sodomy	0	0
Sexual Assault W/Object	1	0
Forcible Fondling	1	0
Incest	1	0
Statutory Rape	2	1
Kidnapping/Abduction	1	1
Total	85	67

TIBRS Group B Arrests		
Offense	Adult	Juvenile
Bad Checks	11	0
Curfew/Vagrancy	0	0
Disorderly Conduct	0	0
DUI	22	0
Drunkenness	6	0
Family-Non Violent	25	0
Liquor Law Violations	2	0
Peeping Tom	0	0
Trespass	4	0
All Other Offenses	270	0
Total Group B	340	0

TIBRS Group A Offenses	Offenses		Arrests	
	Reported	Cleared	Adult	Juvenile
Crimes Against Persons				
Murder	1	1	1	0
Negligent Manslaughter	0	0	0	0
Kidnapping/Abduction	1	1	1	0
Forcible Rape	2	1	1	0
Forcible Sodomy	0	0	0	0
Sexual Assault W/Object	1	0	0	0
Forcible Fondling	3	1	1	0
Incest	1	0	0	0
Statutory Rape	4	1	1	0
Aggravated Assault	29	25	18	1
Simple Assault	91	64	56	1
Intimidation	31	14	7	1
Stalking	0	0	0	0
Commercial Sex Acts	0	0	0	0
Involuntary Servitude	0	0	0	0
Crimes Against Property				
Arson	3	1	0	0
Bribery	0	0	0	0
Burglary	42	9	13	0
Counterfeiting/Forgery	4	2	2	0
Destruction/Damage/Vandalism	35	12	6	0
Embezzlement	1	0	0	0
Extortion/Blackmail	0	0	0	0
Fraud - False Pretenses	11	2	2	0
Fraud - Credit Card/ATM	2	0	0	0
Fraud - Impersonation	3	1	0	0
Fraud - Welfare	0	0	0	0
Fraud - Wire	0	0	0	0
Motor Vehicle Theft	10	5	5	0
Robbery	1	0	0	0
Stolen Property Offenses	0	0	0	0
Theft - Pocket-picking	0	0	0	0
Theft - Purse Snatching	0	0	0	0
Theft - Shoplifting	0	0	0	0
Theft From Building	45	8	10	4
Theft From Coin Machine	0	0	0	0
Theft From Motor Vehicle	7	0	0	0
Theft of Motor Vehicle Parts	1	0	0	0
Theft - All Other Larceny	24	5	5	0
Crimes Against Society				
Drug/Narcotic Violations	26	26	14	9
Drug/Narcotic Equipment Violations	6	6	3	0
Gambling - Betting/Wagering	0	0	0	0
Gambling - Operating/Promoting	0	0	0	0
Gambling - Equipment Violations	0	0	0	0
Gambling - Sports Tampering	0	0	0	0
Pornography/Obscene Material	2	0	0	0
Prostitution	0	0	0	0
Prostitution Assisting/Promoting	0	0	0	0
Purchasing Prostitution	0	0	0	0
Weapon Law Violations	6	5	4	0
Total Group A Offenses	393	190	150	16



Maury County Sheriff's Office - 2014

2013 Population Estimate	N/A
Offense Overview	
Offense Total	1,901
Number Cleared	760
Percent Cleared	39.98 %
Group A Crimes per 100,000 population	N/A
Arrest Overview	
Total Arrests	2,407
Adult Arrests	2,180
Juvenile Arrests	227
Unknown Age	0
Arrests per 100,000 population	N/A
Average number offenses/incident	1.17

Domestic Violence Victims		
Offense	Reported	Cleared
Murder	0	0
Aggravated Assault	36	34
Simple Assault	197	132
Intimidation	25	12
Stalking	0	0
Forcible Rape	4	3
Forcible Sodomy	0	0
Sexual Assault W/Object	0	0
Forcible Fondling	1	0
Incest	0	0
Statutory Rape	0	0
Kidnapping/Abduction	4	2
Total	267	183

TIBRS Group B Arrests		
Offense	Adult	Juvenile
Bad Checks	12	0
Curfew/Vagrancy	0	3
Disorderly Conduct	11	31
DUI	27	1
Drunkenness	40	1
Family-Non Violent	215	0
Liquor Law Violations	12	5
Peeping Tom	0	0
Trespass	12	1
All Other Offenses	1,346	39
Total Group B	1,675	81

TIBRS Group A Offenses	Offenses		Arrests	
	Reported	Cleared	Adult	Juvenile
Crimes Against Persons				
Murder	0	0	0	0
Negligent Manslaughter	0	0	0	0
Kidnapping/Abduction	9	5	3	0
Forcible Rape	14	6	1	0
Forcible Sodomy	1	0	0	0
Sexual Assault W/Object	0	0	0	0
Forcible Fondling	19	5	3	0
Incest	0	0	0	0
Statutory Rape	7	3	1	0
Aggravated Assault	77	53	45	4
Simple Assault	370	238	129	87
Intimidation	136	28	20	1
Stalking	4	0	0	0
Commercial Sex Acts	0	0	0	0
Involuntary Servitude	0	0	0	0
Crimes Against Property				
Arson	2	0	0	0
Bribery	0	0	0	0
Burglary	186	16	16	1
Counterfeiting/Forgery	11	6	4	3
Destruction/Damage/Vandalism	225	45	17	10
Embezzlement	2	1	1	0
Extortion/Blackmail	1	1	1	0
Fraud - False Pretenses	71	4	3	0
Fraud - Credit Card/ATM	35	4	3	0
Fraud - Impersonation	37	8	8	0
Fraud - Welfare	0	0	0	0
Fraud - Wire	1	0	0	0
Motor Vehicle Theft	45	13	9	0
Robbery	7	2	4	4
Stolen Property Offenses	2	2	2	0
Theft - Pocket-picking	1	0	0	0
Theft - Purse Snatching	0	0	0	0
Theft - Shoplifting	8	3	6	0
Theft From Building	103	17	8	4
Theft From Coin Machine	0	0	0	0
Theft From Motor Vehicle	57	3	2	2
Theft of Motor Vehicle Parts	27	1	1	0
Theft - All Other Larceny	148	15	12	0
Crimes Against Society				
Drug/Narcotic Violations	188	183	187	24
Drug/Narcotic Equipment Violations	82	79	16	2
Gambling - Betting/Wagering	0	0	0	0
Gambling - Operating/Promoting	0	0	0	0
Gambling - Equipment Violations	0	0	0	0
Gambling - Sports Tampering	0	0	0	0
Pornography/Obscene Material	3	1	0	0
Prostitution	0	0	0	0
Prostitution Assisting/Promoting	0	0	0	0
Purchasing Prostitution	0	0	0	0
Weapon Law Violations	22	18	3	4
Total Group A Offenses	1,901	760	505	146



2013 Population Estimate	N/A
Offense Overview	
Offense Total	1,244
Number Cleared	303
Percent Cleared	24.36 %
Group A Crimes per 100,000 population	N/A
Arrest Overview	
Total Arrests	835
Adult Arrests	821
Juvenile Arrests	14
Unknown Age	0
Arrests per 100,000 population	N/A
Average number offenses/incident	1.09

Domestic Violence Victims		
Offense	Reported	Cleared
Murder	3	3
Aggravated Assault	32	23
Simple Assault	105	75
Intimidation	19	2
Stalking	0	0
Forcible Rape	1	0
Forcible Sodomy	0	0
Sexual Assault W/Object	0	0
Forcible Fondling	0	0
Incest	0	0
Statutory Rape	0	0
Kidnapping/Abduction	0	0
Total	160	103

TIBRS Group B Arrests		
Offense	Adult	Juvenile
Bad Checks	1	0
Curfew/Vagrancy	0	0
Disorderly Conduct	8	1
DUI	29	0
Drunkenness	16	0
Family-Non Violent	0	0
Liquor Law Violations	0	2
Peeping Tom	0	0
Trespass	4	0
All Other Offenses	523	0
Total Group B	581	3

TIBRS Group A Offenses	Offenses		Arrests	
	Reported	Cleared	Adult	Juvenile
Crimes Against Persons				
Murder	3	3	2	0
Negligent Manslaughter	0	0	0	0
Kidnapping/Abduction	1	0	0	0
Forcible Rape	3	1	1	0
Forcible Sodomy	1	1	1	0
Sexual Assault W/Object	0	0	0	0
Forcible Fondling	1	0	0	0
Incest	0	0	0	0
Statutory Rape	2	1	0	0
Aggravated Assault	72	40	35	0
Simple Assault	172	92	69	3
Intimidation	79	5	2	0
Stalking	0	0	0	0
Commercial Sex Acts	0	0	0	0
Involuntary Servitude	0	0	0	0
Crimes Against Property				
Arson	6	0	0	0
Bribery	0	0	0	0
Burglary	242	32	27	1
Counterfeiting/Forgery	7	2	1	0
Destruction/Damage/Vandalism	111	14	4	0
Embezzlement	0	0	0	0
Extortion/Blackmail	0	0	0	0
Fraud - False Pretenses	5	0	0	0
Fraud - Credit Card/ATM	26	4	4	0
Fraud - Impersonation	4	0	0	0
Fraud - Welfare	0	0	0	0
Fraud - Wire	1	0	0	0
Motor Vehicle Theft	64	17	11	1
Robbery	3	1	3	0
Stolen Property Offenses	16	3	2	0
Theft - Pocket-picking	1	0	0	0
Theft - Purse Snatching	2	0	0	0
Theft - Shoplifting	3	0	0	0
Theft From Building	93	8	8	0
Theft From Coin Machine	0	0	0	0
Theft From Motor Vehicle	35	2	2	0
Theft of Motor Vehicle Parts	27	3	1	0
Theft - All Other Larceny	198	18	12	2
Crimes Against Society				
Drug/Narcotic Violations	46	41	42	4
Drug/Narcotic Equipment Violations	14	10	10	0
Gambling - Betting/Wagering	0	0	0	0
Gambling - Operating/Promoting	0	0	0	0
Gambling - Equipment Violations	0	0	0	0
Gambling - Sports Tampering	0	0	0	0
Pornography/Obscene Material	0	0	0	0
Prostitution	0	0	0	0
Prostitution Assisting/Promoting	0	0	0	0
Purchasing Prostitution	0	0	0	0
Weapon Law Violations	6	5	3	0
Total Group A Offenses	1,244	303	240	11



2013 Population Estimate	N/A
Offense Overview	
Offense Total	731
Number Cleared	265
Percent Cleared	36.25 %
Group A Crimes per 100,000 population	N/A
Arrest Overview	
Total Arrests	1,011
Adult Arrests	990
Juvenile Arrests	21
Unknown Age	0
Arrests per 100,000 population	N/A
Average number offenses/incident	1.09

Domestic Violence Victims		
Offense	Reported	Cleared
Murder	1	1
Aggravated Assault	29	21
Simple Assault	60	36
Intimidation	13	3
Stalking	0	0
Forcible Rape	2	1
Forcible Sodomy	0	0
Sexual Assault W/Object	0	0
Forcible Fondling	3	1
Incest	0	0
Statutory Rape	0	0
Kidnapping/Abduction	1	0
Total	109	63

TIBRS Group B Arrests		
Offense	Adult	Juvenile
Bad Checks	25	0
Curfew/Vagrancy	0	0
Disorderly Conduct	2	0
DUI	18	0
Drunkenness	9	0
Family-Non Violent	218	0
Liquor Law Violations	2	0
Peeping Tom	0	0
Trespass	1	0
All Other Offenses	464	4
Total Group B	739	4

TIBRS Group A Offenses	Offenses		Arrests	
	Reported	Cleared	Adult	Juvenile
Crimes Against Persons				
Murder	2	2	2	0
Negligent Manslaughter	0	0	0	0
Kidnapping/Abduction	2	0	0	0
Forcible Rape	4	1	1	0
Forcible Sodomy	0	0	0	0
Sexual Assault W/Object	0	0	0	0
Forcible Fondling	5	1	1	0
Incest	0	0	0	0
Statutory Rape	1	1	1	0
Aggravated Assault	63	44	44	0
Simple Assault	99	49	48	2
Intimidation	35	5	5	0
Stalking	1	0	0	0
Commercial Sex Acts	0	0	0	0
Involuntary Servitude	0	0	0	0
Crimes Against Property				
Arson	8	3	4	0
Bribery	0	0	0	0
Burglary	72	9	10	0
Counterfeiting/Forgery	1	0	0	0
Destruction/Damage/Vandalism	95	24	12	8
Embezzlement	2	0	0	0
Extortion/Blackmail	0	0	0	0
Fraud - False Pretenses	2	0	0	0
Fraud - Credit Card/ATM	13	2	1	0
Fraud - Impersonation	11	3	3	0
Fraud - Welfare	0	0	0	0
Fraud - Wire	6	0	0	0
Motor Vehicle Theft	14	2	2	0
Robbery	1	0	0	0
Stolen Property Offenses	1	0	0	0
Theft - Pocket-picking	0	0	0	0
Theft - Purse Snatching	0	0	0	0
Theft - Shoplifting	6	2	2	0
Theft From Building	55	14	19	0
Theft From Coin Machine	0	0	0	0
Theft From Motor Vehicle	18	2	1	0
Theft of Motor Vehicle Parts	8	0	0	0
Theft - All Other Larceny	114	25	30	6
Crimes Against Society				
Drug/Narcotic Violations	63	52	53	1
Drug/Narcotic Equipment Violations	22	19	9	0
Gambling - Betting/Wagering	0	0	0	0
Gambling - Operating/Promoting	0	0	0	0
Gambling - Equipment Violations	0	0	0	0
Gambling - Sports Tampering	0	0	0	0
Pornography/Obscene Material	2	0	0	0
Prostitution	0	0	0	0
Prostitution Assisting/Promoting	0	0	0	0
Purchasing Prostitution	0	0	0	0
Weapon Law Violations	5	5	3	0
Total Group A Offenses	731	265	251	17



2013 Population Estimate	N/A
Offense Overview	
Offense Total	629
Number Cleared	187
Percent Cleared	29.73 %
Group A Crimes per 100,000 population	N/A
Arrest Overview	
Total Arrests	468
Adult Arrests	468
Juvenile Arrests	0
Unknown Age	0
Arrests per 100,000 population	N/A
Average number offenses/incident	1.18

Domestic Violence Victims		
Offense	Reported	Cleared
Murder	0	0
Aggravated Assault	15	11
Simple Assault	50	33
Intimidation	14	1
Stalking	0	0
Forcible Rape	3	1
Forcible Sodomy	1	0
Sexual Assault W/Object	0	0
Forcible Fondling	1	0
Incest	0	0
Statutory Rape	1	0
Kidnapping/Abduction	0	0
Total	85	46

TIBRS Group B Arrests		
Offense	Adult	Juvenile
Bad Checks	0	0
Curfew/Vagrancy	0	0
Disorderly Conduct	6	0
DUI	19	0
Drunkenness	9	0
Family-Non Violent	29	0
Liquor Law Violations	0	0
Peeping Tom	0	0
Trespass	0	0
All Other Offenses	262	0
Total Group B	325	0

TIBRS Group A Offenses	Offenses		Arrests	
	Reported	Cleared	Adult	Juvenile
Crimes Against Persons				
Murder	0	0	0	0
Negligent Manslaughter	0	0	0	0
Kidnapping/Abduction	1	0	0	0
Forcible Rape	6	1	1	0
Forcible Sodomy	1	0	0	0
Sexual Assault W/Object	0	0	0	0
Forcible Fondling	3	0	0	0
Incest	0	0	0	0
Statutory Rape	2	0	0	0
Aggravated Assault	30	21	17	0
Simple Assault	73	37	24	0
Intimidation	31	5	1	0
Stalking	1	0	0	0
Commercial Sex Acts	0	0	0	0
Involuntary Servitude	0	0	0	0
Crimes Against Property				
Arson	1	0	0	0
Bribery	0	0	0	0
Burglary	83	5	4	0
Counterfeiting/Forgery	10	3	3	0
Destruction/Damage/Vandalism	77	14	13	0
Embezzlement	0	0	0	0
Extortion/Blackmail	0	0	0	0
Fraud - False Pretenses	1	0	0	0
Fraud - Credit Card/ATM	8	0	0	0
Fraud - Impersonation	4	2	2	0
Fraud - Welfare	0	0	0	0
Fraud - Wire	2	0	0	0
Motor Vehicle Theft	35	6	6	0
Robbery	0	0	0	0
Stolen Property Offenses	1	1	0	0
Theft - Pocket-picking	0	0	0	0
Theft - Purse Snatching	1	0	0	0
Theft - Shoplifting	1	0	0	0
Theft From Building	10	1	4	0
Theft From Coin Machine	0	0	0	0
Theft From Motor Vehicle	12	1	1	0
Theft of Motor Vehicle Parts	5	1	1	0
Theft - All Other Larceny	137	11	7	0
Crimes Against Society				
Drug/Narcotic Violations	55	49	50	0
Drug/Narcotic Equipment Violations	36	27	9	0
Gambling - Betting/Wagering	0	0	0	0
Gambling - Operating/Promoting	0	0	0	0
Gambling - Equipment Violations	0	0	0	0
Gambling - Sports Tampering	0	0	0	0
Pornography/Obscene Material	0	0	0	0
Prostitution	0	0	0	0
Prostitution Assisting/Promoting	0	0	0	0
Purchasing Prostitution	0	0	0	0
Weapon Law Violations	2	2	0	0
Total Group A Offenses	629	187	143	0



2013 Population Estimate	N/A
Offense Overview	
Offense Total	577
Number Cleared	276
Percent Cleared	47.83 %
Group A Crimes per 100,000 population	N/A
Arrest Overview	
Total Arrests	713
Adult Arrests	644
Juvenile Arrests	69
Unknown Age	0
Arrests per 100,000 population	N/A
Average number offenses/incident	1.17

Domestic Violence Victims		
Offense	Reported	Cleared
Murder	0	0
Aggravated Assault	16	16
Simple Assault	89	59
Intimidation	6	3
Stalking	0	0
Forcible Rape	0	0
Forcible Sodomy	0	0
Sexual Assault W/Object	0	0
Forcible Fondling	0	0
Incest	0	0
Statutory Rape	0	0
Kidnapping/Abduction	0	0
Total	111	78

TIBRS Group B Arrests		
Offense	Adult	Juvenile
Bad Checks	44	0
Curfew/Vagrancy	0	0
Disorderly Conduct	1	0
DUI	48	0
Drunkenness	44	0
Family-Non Violent	0	0
Liquor Law Violations	6	15
Peeping Tom	0	0
Trespass	7	3
All Other Offenses	343	34
Total Group B	493	52

TIBRS Group A Offenses	Offenses		Arrests	
	Reported	Cleared	Adult	Juvenile
Crimes Against Persons				
Murder	0	0	0	0
Negligent Manslaughter	0	0	0	0
Kidnapping/Abduction	0	0	0	0
Forcible Rape	12	12	12	0
Forcible Sodomy	0	0	0	0
Sexual Assault W/Object	0	0	0	0
Forcible Fondling	2	1	0	0
Incest	0	0	0	0
Statutory Rape	6	4	4	0
Aggravated Assault	25	25	17	0
Simple Assault	132	85	43	12
Intimidation	32	18	8	1
Stalking	4	2	0	0
Commercial Sex Acts	0	0	0	0
Involuntary Servitude	0	0	0	0
Crimes Against Property				
Arson	2	1	1	0
Bribery	0	0	0	0
Burglary	23	7	11	0
Counterfeiting/Forgery	11	3	3	0
Destruction/Damage/Vandalism	59	8	4	1
Embezzlement	0	0	0	0
Extortion/Blackmail	0	0	0	0
Fraud - False Pretenses	2	2	0	0
Fraud - Credit Card/ATM	20	5	4	0
Fraud - Impersonation	15	5	2	0
Fraud - Welfare	0	0	0	0
Fraud - Wire	0	0	0	0
Motor Vehicle Theft	10	3	1	1
Robbery	1	0	0	0
Stolen Property Offenses	1	1	0	0
Theft - Pocket-picking	0	0	0	0
Theft - Purse Snatching	0	0	0	0
Theft - Shoplifting	8	6	8	0
Theft From Building	48	8	6	0
Theft From Coin Machine	2	0	0	0
Theft From Motor Vehicle	25	2	0	0
Theft of Motor Vehicle Parts	10	0	0	0
Theft - All Other Larceny	59	10	8	1
Crimes Against Society				
Drug/Narcotic Violations	33	33	10	0
Drug/Narcotic Equipment Violations	25	25	5	1
Gambling - Betting/Wagering	0	0	0	0
Gambling - Operating/Promoting	0	0	0	0
Gambling - Equipment Violations	0	0	0	0
Gambling - Sports Tampering	0	0	0	0
Pornography/Obscene Material	1	1	0	0
Prostitution	0	0	0	0
Prostitution Assisting/Promoting	0	0	0	0
Purchasing Prostitution	0	0	0	0
Weapon Law Violations	9	9	4	0
Total Group A Offenses	577	276	151	17



Monroe County Sheriff's Office - 2014

2013 Population Estimate	N/A
Offense Overview	
Offense Total	1,220
Number Cleared	642
Percent Cleared	52.62 %
Group A Crimes per 100,000 population	N/A
Arrest Overview	
Total Arrests	1,070
Adult Arrests	1,045
Juvenile Arrests	25
Unknown Age	0
Arrests per 100,000 population	N/A
Average number offenses/incident	1.04

Domestic Violence Victims		
Offense	Reported	Cleared
Murder	0	0
Aggravated Assault	49	49
Simple Assault	134	134
Intimidation	75	74
Stalking	2	2
Forcible Rape	0	0
Forcible Sodomy	0	0
Sexual Assault W/Object	0	0
Forcible Fondling	1	1
Incest	0	0
Statutory Rape	0	0
Kidnapping/Abduction	0	0
Total	261	260

TIBRS Group B Arrests		
Offense	Adult	Juvenile
Bad Checks	2	0
Curfew/Vagrancy	0	0
Disorderly Conduct	4	0
DUI	27	0
Drunkenness	32	0
Family-Non Violent	0	0
Liquor Law Violations	0	0
Peeping Tom	0	0
Trespass	23	1
All Other Offenses	507	6
Total Group B	595	7

	Offenses		Arrests	
	Reported	Cleared	Adult	Juvenile
TIBRS Group A Offenses				
Crimes Against Persons				
Murder	1	1	1	0
Negligent Manslaughter	0	0	0	0
Kidnapping/Abduction	0	0	0	0
Forcible Rape	1	1	1	0
Forcible Sodomy	0	0	0	0
Sexual Assault W/Object	0	0	0	0
Forcible Fondling	3	3	2	0
Incest	0	0	0	0
Statutory Rape	0	0	0	0
Aggravated Assault	88	82	57	3
Simple Assault	193	186	99	10
Intimidation	156	142	74	4
Stalking	2	2	1	0
Commercial Sex Acts	0	0	0	0
Involuntary Servitude	0	0	0	0
Crimes Against Property				
Arson	9	1	1	0
Bribery	0	0	0	0
Burglary	145	24	17	0
Counterfeiting/Forgery	0	0	0	0
Destruction/Damage/Vandalism	111	3	0	0
Embezzlement	0	0	0	0
Extortion/Blackmail	0	0	0	0
Fraud - False Pretenses	17	3	2	0
Fraud - Credit Card/ATM	0	0	0	0
Fraud - Impersonation	1	1	1	0
Fraud - Welfare	0	0	0	0
Fraud - Wire	0	0	0	0
Motor Vehicle Theft	66	32	28	0
Robbery	3	2	2	0
Stolen Property Offenses	0	0	0	0
Theft - Pocket-picking	0	0	0	0
Theft - Purse Snatching	0	0	0	0
Theft - Shoplifting	4	2	2	0
Theft From Building	70	25	17	0
Theft From Coin Machine	0	0	0	0
Theft From Motor Vehicle	37	5	4	0
Theft of Motor Vehicle Parts	0	0	0	0
Theft - All Other Larceny	213	33	33	0
Crimes Against Society				
Drug/Narcotic Violations	71	65	64	1
Drug/Narcotic Equipment Violations	27	27	44	0
Gambling - Betting/Wagering	0	0	0	0
Gambling - Operating/Promoting	0	0	0	0
Gambling - Equipment Violations	0	0	0	0
Gambling - Sports Tampering	0	0	0	0
Pornography/Obscene Material	0	0	0	0
Prostitution	0	0	0	0
Prostitution Assisting/Promoting	0	0	0	0
Purchasing Prostitution	0	0	0	0
Weapon Law Violations	2	2	0	0
Total Group A Offenses	1,220	642	450	18



Montgomery County Sheriff's Office - 2014

2013 Population Estimate	N/A
Offense Overview	
Offense Total	2,287
Number Cleared	1,154
Percent Cleared	50.46 %
Group A Crimes per 100,000 population	N/A
Arrest Overview	
Total Arrests	1,927
Adult Arrests	1,521
Juvenile Arrests	406
Unknown Age	0
Arrests per 100,000 population	N/A
Average number offenses/incident	1.22

Domestic Violence Victims		
Offense	Reported	Cleared
Murder	0	0
Aggravated Assault	47	46
Simple Assault	192	159
Intimidation	25	6
Stalking	1	1
Forcible Rape	1	0
Forcible Sodomy	0	0
Sexual Assault W/Object	0	0
Forcible Fondling	7	0
Incest	0	0
Statutory Rape	1	0
Kidnapping/Abduction	4	4
Total	278	216

TIBRS Group B Arrests		
Offense	Adult	Juvenile
Bad Checks	30	0
Curfew/Vagrancy	0	0
Disorderly Conduct	2	94
DUI	167	1
Drunkenness	18	2
Family-Non Violent	0	0
Liquor Law Violations	31	19
Peeping Tom	0	0
Trespass	4	0
All Other Offenses	578	45
Total Group B	830	161

TIBRS Group A Offenses	Offenses		Arrests	
	Reported	Cleared	Adult	Juvenile
Crimes Against Persons				
Murder	1	0	0	0
Negligent Manslaughter	0	0	0	0
Kidnapping/Abduction	5	5	2	0
Forcible Rape	7	1	0	0
Forcible Sodomy	0	0	0	0
Sexual Assault W/Object	0	0	0	0
Forcible Fondling	34	16	1	6
Incest	0	0	0	0
Statutory Rape	3	2	2	0
Aggravated Assault	132	108	62	16
Simple Assault	454	285	163	84
Intimidation	102	18	8	9
Stalking	3	3	2	1
Commercial Sex Acts	0	0	0	0
Involuntary Servitude	0	0	0	0
Crimes Against Property				
Arson	3	1	0	1
Bribery	0	0	0	0
Burglary	199	34	31	3
Counterfeiting/Forgery	7	0	0	0
Destruction/Damage/Vandalism	246	56	32	6
Embezzlement	0	0	0	0
Extortion/Blackmail	0	0	0	0
Fraud - False Pretenses	0	0	0	0
Fraud - Credit Card/ATM	8	0	0	0
Fraud - Impersonation	24	19	18	1
Fraud - Welfare	0	0	0	0
Fraud - Wire	1	0	0	0
Motor Vehicle Theft	41	10	8	1
Robbery	3	2	4	0
Stolen Property Offenses	0	0	0	0
Theft - Pocket-picking	1	1	0	0
Theft - Purse Snatching	0	0	0	0
Theft - Shoplifting	15	7	5	2
Theft From Building	230	49	14	33
Theft From Coin Machine	0	0	0	0
Theft From Motor Vehicle	85	13	5	1
Theft of Motor Vehicle Parts	22	3	2	0
Theft - All Other Larceny	151	21	19	1
Crimes Against Society				
Drug/Narcotic Violations	279	274	246	54
Drug/Narcotic Equipment Violations	162	160	36	2
Gambling - Betting/Wagering	0	0	0	0
Gambling - Operating/Promoting	0	0	0	0
Gambling - Equipment Violations	0	0	0	0
Gambling - Sports Tampering	0	0	0	0
Pornography/Obscene Material	3	2	1	0
Prostitution	0	0	0	0
Prostitution Assisting/Promoting	0	0	0	0
Purchasing Prostitution	0	0	0	0
Weapon Law Violations	66	64	30	24
Total Group A Offenses	2,287	1,154	691	245



2013 Population Estimate	N/A
Offense Overview	
Offense Total	220
Number Cleared	75
Percent Cleared	34.09 %
Group A Crimes per 100,000 population	N/A
Arrest Overview	
Total Arrests	159
Adult Arrests	148
Juvenile Arrests	11
Unknown Age	0
Arrests per 100,000 population	N/A
Average number offenses/incident	1.08

Domestic Violence Victims		
Offense	Reported	Cleared
Murder	1	1
Aggravated Assault	3	3
Simple Assault	25	12
Intimidation	9	1
Stalking	0	0
Forcible Rape	0	0
Forcible Sodomy	0	0
Sexual Assault W/Object	0	0
Forcible Fondling	0	0
Incest	0	0
Statutory Rape	0	0
Kidnapping/Abduction	0	0
Total	38	17

TIBRS Group B Arrests		
Offense	Adult	Juvenile
Bad Checks	5	0
Curfew/Vagrancy	0	0
Disorderly Conduct	2	4
DUI	20	0
Drunkenness	5	0
Family-Non Violent	0	0
Liquor Law Violations	0	0
Peeping Tom	0	0
Trespass	0	0
All Other Offenses	41	2
Total Group B	73	6

TIBRS Group A Offenses	Offenses		Arrests	
	Reported	Cleared	Adult	Juvenile
Crimes Against Persons				
Murder	1	1	2	0
Negligent Manslaughter	0	0	0	0
Kidnapping/Abduction	0	0	0	0
Forcible Rape	2	1	0	0
Forcible Sodomy	0	0	0	0
Sexual Assault W/Object	0	0	0	0
Forcible Fondling	1	1	0	1
Incest	0	0	0	0
Statutory Rape	1	1	1	0
Aggravated Assault	4	3	4	0
Simple Assault	31	14	12	2
Intimidation	18	2	0	2
Stalking	1	1	1	0
Commercial Sex Acts	0	0	0	0
Involuntary Servitude	0	0	0	0
Crimes Against Property				
Arson	0	0	0	0
Bribery	0	0	0	0
Burglary	27	5	9	0
Counterfeiting/Forgery	3	1	0	0
Destruction/Damage/Vandalism	30	8	11	0
Embezzlement	0	0	0	0
Extortion/Blackmail	1	1	1	0
Fraud - False Pretenses	24	14	13	0
Fraud - Credit Card/ATM	1	0	0	0
Fraud - Impersonation	3	1	1	0
Fraud - Welfare	0	0	0	0
Fraud - Wire	0	0	0	0
Motor Vehicle Theft	1	0	0	0
Robbery	1	1	3	0
Stolen Property Offenses	0	0	0	0
Theft - Pocket-picking	0	0	0	0
Theft - Purse Snatching	0	0	0	0
Theft - Shoplifting	0	0	0	0
Theft From Building	3	0	0	0
Theft From Coin Machine	0	0	0	0
Theft From Motor Vehicle	2	0	0	0
Theft of Motor Vehicle Parts	2	0	0	0
Theft - All Other Larceny	47	9	8	0
Crimes Against Society				
Drug/Narcotic Violations	11	9	9	0
Drug/Narcotic Equipment Violations	2	0	0	0
Gambling - Betting/Wagering	0	0	0	0
Gambling - Operating/Promoting	0	0	0	0
Gambling - Equipment Violations	0	0	0	0
Gambling - Sports Tampering	0	0	0	0
Pornography/Obscene Material	0	0	0	0
Prostitution	0	0	0	0
Prostitution Assisting/Promoting	0	0	0	0
Purchasing Prostitution	0	0	0	0
Weapon Law Violations	3	2	0	0
Total Group A Offenses	220	75	75	5



Morgan County Sheriff's Office - 2014

2013 Population Estimate	N/A
Offense Overview	
Offense Total	816
Number Cleared	325
Percent Cleared	39.83 %
Group A Crimes per 100,000 population	N/A
Arrest Overview	
Total Arrests	776
Adult Arrests	774
Juvenile Arrests	2
Unknown Age	0
Arrests per 100,000 population	N/A
Average number offenses/incident	1.31

Domestic Violence Victims		
Offense	Reported	Cleared
Murder	1	1
Aggravated Assault	16	11
Simple Assault	63	51
Intimidation	0	0
Stalking	0	0
Forcible Rape	0	0
Forcible Sodomy	0	0
Sexual Assault W/Object	0	0
Forcible Fondling	2	1
Incest	0	0
Statutory Rape	1	1
Kidnapping/Abduction	0	0
Total	83	65

TIBRS Group B Arrests		
Offense	Adult	Juvenile
Bad Checks	0	0
Curfew/Vagrancy	0	0
Disorderly Conduct	3	0
DUI	18	0
Drunkenness	15	0
Family-Non Violent	1	0
Liquor Law Violations	0	0
Peeping Tom	0	0
Trespass	9	0
All Other Offenses	452	1
Total Group B	498	1

TIBRS Group A Offenses	Offenses		Arrests	
	Reported	Cleared	Adult	Juvenile
Crimes Against Persons				
Murder	1	1	2	0
Negligent Manslaughter	0	0	0	0
Kidnapping/Abduction	1	0	0	0
Forcible Rape	2	0	0	0
Forcible Sodomy	1	0	0	0
Sexual Assault W/Object	0	0	0	0
Forcible Fondling	3	1	0	0
Incest	0	0	0	0
Statutory Rape	1	1	1	0
Aggravated Assault	29	16	16	0
Simple Assault	83	63	58	1
Intimidation	6	5	5	0
Stalking	0	0	0	0
Commercial Sex Acts	0	0	0	0
Involuntary Servitude	0	0	0	0
Crimes Against Property				
Arson	3	0	0	0
Bribery	0	0	0	0
Burglary	98	19	21	0
Counterfeiting/Forgery	7	3	2	0
Destruction/Damage/Vandalism	104	13	7	0
Embezzlement	1	0	0	0
Extortion/Blackmail	0	0	0	0
Fraud - False Pretenses	5	0	0	0
Fraud - Credit Card/ATM	1	0	0	0
Fraud - Impersonation	4	3	3	0
Fraud - Welfare	0	0	0	0
Fraud - Wire	0	0	0	0
Motor Vehicle Theft	26	7	4	0
Robbery	3	3	2	0
Stolen Property Offenses	0	0	0	0
Theft - Pocket-picking	0	0	0	0
Theft - Purse Snatching	0	0	0	0
Theft - Shoplifting	2	2	2	0
Theft From Building	179	35	21	0
Theft From Coin Machine	1	0	0	0
Theft From Motor Vehicle	16	0	0	0
Theft of Motor Vehicle Parts	5	2	2	0
Theft - All Other Larceny	87	16	15	0
Crimes Against Society				
Drug/Narcotic Violations	90	85	93	0
Drug/Narcotic Equipment Violations	49	44	17	0
Gambling - Betting/Wagering	0	0	0	0
Gambling - Operating/Promoting	0	0	0	0
Gambling - Equipment Violations	0	0	0	0
Gambling - Sports Tampering	0	0	0	0
Pornography/Obscene Material	1	0	0	0
Prostitution	2	2	2	0
Prostitution Assisting/Promoting	0	0	0	0
Purchasing Prostitution	0	0	0	0
Weapon Law Violations	5	4	3	0
Total Group A Offenses	816	325	276	1



2013 Population Estimate	N/A
Offense Overview	
Offense Total	473
Number Cleared	186
Percent Cleared	39.32 %
Group A Crimes per 100,000 population	N/A
Arrest Overview	
Total Arrests	391
Adult Arrests	361
Juvenile Arrests	30
Unknown Age	0
Arrests per 100,000 population	N/A
Average number offenses/incident	1.17

Domestic Violence Victims		
Offense	Reported	Cleared
Murder	0	0
Aggravated Assault	15	14
Simple Assault	47	41
Intimidation	1	0
Stalking	0	0
Forcible Rape	1	1
Forcible Sodomy	0	0
Sexual Assault W/Object	0	0
Forcible Fondling	0	0
Incest	0	0
Statutory Rape	0	0
Kidnapping/Abduction	0	0
Total	64	56

TIBRS Group B Arrests		
Offense	Adult	Juvenile
Bad Checks	26	0
Curfew/Vagrancy	0	0
Disorderly Conduct	3	5
DUI	19	0
Drunkenness	5	0
Family-Non Violent	1	0
Liquor Law Violations	5	1
Peeping Tom	0	0
Trespass	4	0
All Other Offenses	154	8
Total Group B	217	14

TIBRS Group A Offenses	Offenses		Arrests	
	Reported	Cleared	Adult	Juvenile
Crimes Against Persons				
Murder	0	0	0	0
Negligent Manslaughter	0	0	0	0
Kidnapping/Abduction	0	0	0	0
Forcible Rape	2	1	1	0
Forcible Sodomy	1	0	0	0
Sexual Assault W/Object	0	0	0	0
Forcible Fondling	0	0	0	0
Incest	0	0	0	0
Statutory Rape	1	0	0	0
Aggravated Assault	26	23	17	1
Simple Assault	63	47	45	3
Intimidation	14	8	2	5
Stalking	1	0	0	0
Commercial Sex Acts	0	0	0	0
Involuntary Servitude	0	0	0	0
Crimes Against Property				
Arson	1	0	0	0
Bribery	0	0	0	0
Burglary	43	5	5	0
Counterfeiting/Forgery	2	1	1	0
Destruction/Damage/Vandalism	48	5	3	0
Embezzlement	0	0	0	0
Extortion/Blackmail	0	0	0	0
Fraud - False Pretenses	4	0	0	0
Fraud - Credit Card/ATM	5	2	1	0
Fraud - Impersonation	2	2	2	0
Fraud - Welfare	0	0	0	0
Fraud - Wire	0	0	0	0
Motor Vehicle Theft	17	8	5	0
Robbery	0	0	0	0
Stolen Property Offenses	3	1	2	0
Theft - Pocket-picking	0	0	0	0
Theft - Purse Snatching	0	0	0	0
Theft - Shoplifting	1	0	0	0
Theft From Building	55	11	9	1
Theft From Coin Machine	0	0	0	0
Theft From Motor Vehicle	41	2	2	0
Theft of Motor Vehicle Parts	19	2	0	0
Theft - All Other Larceny	59	9	12	0
Crimes Against Society				
Drug/Narcotic Violations	39	37	37	6
Drug/Narcotic Equipment Violations	15	14	0	0
Gambling - Betting/Wagering	0	0	0	0
Gambling - Operating/Promoting	0	0	0	0
Gambling - Equipment Violations	0	0	0	0
Gambling - Sports Tampering	0	0	0	0
Pornography/Obscene Material	1	0	0	0
Prostitution	0	0	0	0
Prostitution Assisting/Promoting	0	0	0	0
Purchasing Prostitution	0	0	0	0
Weapon Law Violations	10	8	0	0
Total Group A Offenses	473	186	144	16



Overton County Sheriff's Office - 2014

2013 Population Estimate	N/A
Offense Overview	
Offense Total	465
Number Cleared	217
Percent Cleared	46.67 %
Group A Crimes per 100,000 population	N/A
Arrest Overview	
Total Arrests	599
Adult Arrests	590
Juvenile Arrests	9
Unknown Age	0
Arrests per 100,000 population	N/A
Average number offenses/incident	1.10

Domestic Violence Victims		
Offense	Reported	Cleared
Murder	1	1
Aggravated Assault	22	18
Simple Assault	47	42
Intimidation	5	1
Stalking	0	0
Forcible Rape	0	0
Forcible Sodomy	0	0
Sexual Assault W/Object	2	0
Forcible Fondling	0	0
Incest	0	0
Statutory Rape	0	0
Kidnapping/Abduction	1	1
Total	78	63

TIBRS Group B Arrests		
Offense	Adult	Juvenile
Bad Checks	3	0
Curfew/Vagrancy	0	0
Disorderly Conduct	13	0
DUI	48	1
Drunkenness	11	0
Family-Non Violent	1	0
Liquor Law Violations	0	1
Peeping Tom	0	0
Trespass	6	1
All Other Offenses	316	1
Total Group B	398	4

TIBRS Group A Offenses	Offenses		Arrests	
	Reported	Cleared	Adult	Juvenile
Crimes Against Persons				
Murder	1	1	0	0
Negligent Manslaughter	0	0	0	0
Kidnapping/Abduction	1	1	1	0
Forcible Rape	1	1	1	0
Forcible Sodomy	0	0	0	0
Sexual Assault W/Object	2	0	0	0
Forcible Fondling	1	1	0	1
Incest	0	0	0	0
Statutory Rape	0	0	0	0
Aggravated Assault	35	27	25	0
Simple Assault	60	49	48	1
Intimidation	8	2	2	0
Stalking	0	0	0	0
Commercial Sex Acts	0	0	0	0
Involuntary Servitude	0	0	0	0
Crimes Against Property				
Arson	0	0	0	0
Bribery	0	0	0	0
Burglary	45	13	8	3
Counterfeiting/Forgery	1	1	0	0
Destruction/Damage/Vandalism	35	7	4	0
Embezzlement	0	0	0	0
Extortion/Blackmail	0	0	0	0
Fraud - False Pretenses	5	2	2	0
Fraud - Credit Card/ATM	4	0	0	0
Fraud - Impersonation	2	1	0	0
Fraud - Welfare	0	0	0	0
Fraud - Wire	3	0	0	0
Motor Vehicle Theft	14	5	6	0
Robbery	2	0	0	0
Stolen Property Offenses	2	0	0	0
Theft - Pocket-picking	0	0	0	0
Theft - Purse Snatching	0	0	0	0
Theft - Shoplifting	0	0	0	0
Theft From Building	10	2	1	0
Theft From Coin Machine	0	0	0	0
Theft From Motor Vehicle	19	3	5	0
Theft of Motor Vehicle Parts	3	0	0	0
Theft - All Other Larceny	119	24	24	0
Crimes Against Society				
Drug/Narcotic Violations	51	44	45	0
Drug/Narcotic Equipment Violations	35	29	17	0
Gambling - Betting/Wagering	0	0	0	0
Gambling - Operating/Promoting	0	0	0	0
Gambling - Equipment Violations	0	0	0	0
Gambling - Sports Tampering	0	0	0	0
Pornography/Obscene Material	0	0	0	0
Prostitution	0	0	0	0
Prostitution Assisting/Promoting	0	0	0	0
Purchasing Prostitution	0	0	0	0
Weapon Law Violations	6	4	3	0
Total Group A Offenses	465	217	192	5



Perry County Sheriff's Office - 2014

2013 Population Estimate	N/A
Offense Overview	
Offense Total	222
Number Cleared	109
Percent Cleared	49.10 %
Group A Crimes per 100,000 population	N/A
Arrest Overview	
Total Arrests	191
Adult Arrests	180
Juvenile Arrests	11
Unknown Age	0
Arrests per 100,000 population	N/A
Average number offenses/incident	1.13

Domestic Violence Victims		
Offense	Reported	Cleared
Murder	0	0
Aggravated Assault	5	5
Simple Assault	22	19
Intimidation	4	1
Stalking	0	0
Forcible Rape	0	0
Forcible Sodomy	0	0
Sexual Assault W/Object	0	0
Forcible Fondling	0	0
Incest	0	0
Statutory Rape	0	0
Kidnapping/Abduction	0	0
Total	31	25

TIBRS Group B Arrests		
Offense	Adult	Juvenile
Bad Checks	2	0
Curfew/Vagrancy	0	0
Disorderly Conduct	4	1
DUI	9	0
Drunkenness	13	0
Family-Non Violent	3	0
Liquor Law Violations	0	0
Peeping Tom	0	0
Trespass	1	0
All Other Offenses	64	3
Total Group B	96	4

TIBRS Group A Offenses	Offenses		Arrests	
	Reported	Cleared	Adult	Juvenile
Crimes Against Persons				
Murder	0	0	0	0
Negligent Manslaughter	0	0	0	0
Kidnapping/Abduction	0	0	0	0
Forcible Rape	0	0	0	0
Forcible Sodomy	0	0	0	0
Sexual Assault W/Object	0	0	0	0
Forcible Fondling	0	0	0	0
Incest	0	0	0	0
Statutory Rape	0	0	0	0
Aggravated Assault	16	14	10	1
Simple Assault	35	27	21	1
Intimidation	14	1	2	0
Stalking	0	0	0	0
Commercial Sex Acts	0	0	0	0
Involuntary Servitude	0	0	0	0
Crimes Against Property				
Arson	1	1	1	0
Bribery	0	0	0	0
Burglary	18	3	2	0
Counterfeiting/Forgery	4	0	0	0
Destruction/Damage/Vandalism	23	10	4	2
Embezzlement	0	0	0	0
Extortion/Blackmail	0	0	0	0
Fraud - False Pretenses	0	0	0	0
Fraud - Credit Card/ATM	15	0	0	0
Fraud - Impersonation	2	0	0	0
Fraud - Welfare	0	0	0	0
Fraud - Wire	2	0	0	0
Motor Vehicle Theft	8	5	4	0
Robbery	1	1	1	0
Stolen Property Offenses	0	0	0	0
Theft - Pocket-picking	0	0	0	0
Theft - Purse Snatching	0	0	0	0
Theft - Shoplifting	10	9	8	1
Theft From Building	6	0	0	0
Theft From Coin Machine	0	0	0	0
Theft From Motor Vehicle	7	1	1	0
Theft of Motor Vehicle Parts	0	0	0	0
Theft - All Other Larceny	28	5	5	0
Crimes Against Society				
Drug/Narcotic Violations	22	22	20	1
Drug/Narcotic Equipment Violations	9	9	5	0
Gambling - Betting/Wagering	0	0	0	0
Gambling - Operating/Promoting	0	0	0	0
Gambling - Equipment Violations	0	0	0	0
Gambling - Sports Tampering	0	0	0	0
Pornography/Obscene Material	0	0	0	0
Prostitution	0	0	0	0
Prostitution Assisting/Promoting	0	0	0	0
Purchasing Prostitution	0	0	0	0
Weapon Law Violations	1	1	0	1
Total Group A Offenses	222	109	84	7



2013 Population Estimate	N/A
Offense Overview	
Offense Total	112
Number Cleared	58
Percent Cleared	51.79 %
Group A Crimes per 100,000 population	N/A
Arrest Overview	
Total Arrests	131
Adult Arrests	131
Juvenile Arrests	0
Unknown Age	0
Arrests per 100,000 population	N/A
Average number offenses/incident	1.12

Domestic Violence Victims		
Offense	Reported	Cleared
Murder	0	0
Aggravated Assault	1	1
Simple Assault	17	16
Intimidation	4	3
Stalking	0	0
Forcible Rape	0	0
Forcible Sodomy	0	0
Sexual Assault W/Object	0	0
Forcible Fondling	0	0
Incest	0	0
Statutory Rape	0	0
Kidnapping/Abduction	0	0
Total	22	20

TIBRS Group B Arrests		
Offense	Adult	Juvenile
Bad Checks	0	0
Curfew/Vagrancy	0	0
Disorderly Conduct	1	0
DUI	8	0
Drunkenness	6	0
Family-Non Violent	0	0
Liquor Law Violations	0	0
Peeping Tom	0	0
Trespass	0	0
All Other Offenses	63	0
Total Group B	78	0

TIBRS Group A Offenses	Offenses		Arrests	
	Reported	Cleared	Adult	Juvenile
Crimes Against Persons				
Murder	2	2	1	0
Negligent Manslaughter	0	0	0	0
Kidnapping/Abduction	0	0	0	0
Forcible Rape	0	0	0	0
Forcible Sodomy	0	0	0	0
Sexual Assault W/Object	0	0	0	0
Forcible Fondling	0	0	0	0
Incest	0	0	0	0
Statutory Rape	0	0	0	0
Aggravated Assault	2	2	2	0
Simple Assault	18	17	17	0
Intimidation	5	3	3	0
Stalking	0	0	0	0
Commercial Sex Acts	0	0	0	0
Involuntary Servitude	0	0	0	0
Crimes Against Property				
Arson	0	0	0	0
Bribery	0	0	0	0
Burglary	22	5	9	0
Counterfeiting/Forgery	0	0	0	0
Destruction/Damage/Vandalism	11	1	0	0
Embezzlement	0	0	0	0
Extortion/Blackmail	0	0	0	0
Fraud - False Pretenses	1	0	0	0
Fraud - Credit Card/ATM	2	0	0	0
Fraud - Impersonation	1	0	0	0
Fraud - Welfare	0	0	0	0
Fraud - Wire	0	0	0	0
Motor Vehicle Theft	3	0	0	0
Robbery	0	0	0	0
Stolen Property Offenses	0	0	0	0
Theft - Pocket-picking	0	0	0	0
Theft - Purse Snatching	0	0	0	0
Theft - Shoplifting	0	0	0	0
Theft From Building	5	1	1	0
Theft From Coin Machine	0	0	0	0
Theft From Motor Vehicle	5	1	1	0
Theft of Motor Vehicle Parts	1	0	0	0
Theft - All Other Larceny	7	0	0	0
Crimes Against Society				
Drug/Narcotic Violations	17	16	17	0
Drug/Narcotic Equipment Violations	8	8	1	0
Gambling - Betting/Wagering	0	0	0	0
Gambling - Operating/Promoting	0	0	0	0
Gambling - Equipment Violations	0	0	0	0
Gambling - Sports Tampering	0	0	0	0
Pornography/Obscene Material	0	0	0	0
Prostitution	0	0	0	0
Prostitution Assisting/Promoting	0	0	0	0
Purchasing Prostitution	0	0	0	0
Weapon Law Violations	2	2	1	0
Total Group A Offenses	112	58	53	0



2013 Population Estimate	N/A
Offense Overview	
Offense Total	654
Number Cleared	320
Percent Cleared	48.93 %
Group A Crimes per 100,000 population	N/A
Arrest Overview	
Total Arrests	732
Adult Arrests	722
Juvenile Arrests	10
Unknown Age	0
Arrests per 100,000 population	N/A
Average number offenses/incident	1.19

Domestic Violence Victims		
Offense	Reported	Cleared
Murder	0	0
Aggravated Assault	13	12
Simple Assault	53	39
Intimidation	4	3
Stalking	0	0
Forcible Rape	0	0
Forcible Sodomy	0	0
Sexual Assault W/Object	0	0
Forcible Fondling	2	1
Incest	0	0
Statutory Rape	0	0
Kidnapping/Abduction	0	0
Total	72	55

TIBRS Group B Arrests		
Offense	Adult	Juvenile
Bad Checks	0	0
Curfew/Vagrancy	0	0
Disorderly Conduct	15	0
DUI	39	0
Drunkenness	31	0
Family-Non Violent	0	0
Liquor Law Violations	6	0
Peeping Tom	0	0
Trespass	7	0
All Other Offenses	376	4
Total Group B	474	4

TIBRS Group A Offenses	Offenses		Arrests	
	Reported	Cleared	Adult	Juvenile
Crimes Against Persons				
Murder	0	0	0	0
Negligent Manslaughter	0	0	0	0
Kidnapping/Abduction	0	0	0	0
Forcible Rape	2	0	0	0
Forcible Sodomy	0	0	0	0
Sexual Assault W/Object	0	0	0	0
Forcible Fondling	3	1	1	0
Incest	0	0	0	0
Statutory Rape	1	1	1	0
Aggravated Assault	27	23	20	0
Simple Assault	72	50	41	2
Intimidation	5	3	3	0
Stalking	0	0	0	0
Commercial Sex Acts	0	0	0	0
Involuntary Servitude	0	0	0	0
Crimes Against Property				
Arson	0	0	0	0
Bribery	0	0	0	0
Burglary	94	21	21	1
Counterfeiting/Forgery	2	0	0	0
Destruction/Damage/Vandalism	59	9	5	0
Embezzlement	0	0	0	0
Extortion/Blackmail	0	0	0	0
Fraud - False Pretenses	2	0	0	0
Fraud - Credit Card/ATM	11	2	1	0
Fraud - Impersonation	2	1	1	0
Fraud - Welfare	0	0	0	0
Fraud - Wire	0	0	0	0
Motor Vehicle Theft	40	19	12	0
Robbery	1	0	0	0
Stolen Property Offenses	0	0	0	0
Theft - Pocket-picking	0	0	0	0
Theft - Purse Snatching	0	0	0	0
Theft - Shoplifting	14	8	7	0
Theft From Building	51	8	8	1
Theft From Coin Machine	1	0	0	0
Theft From Motor Vehicle	18	3	1	0
Theft of Motor Vehicle Parts	2	0	0	0
Theft - All Other Larceny	86	14	16	0
Crimes Against Society				
Drug/Narcotic Violations	92	89	86	2
Drug/Narcotic Equipment Violations	64	63	22	0
Gambling - Betting/Wagering	0	0	0	0
Gambling - Operating/Promoting	0	0	0	0
Gambling - Equipment Violations	0	0	0	0
Gambling - Sports Tampering	0	0	0	0
Pornography/Obscene Material	0	0	0	0
Prostitution	0	0	0	0
Prostitution Assisting/Promoting	0	0	0	0
Purchasing Prostitution	0	0	0	0
Weapon Law Violations	5	5	2	0
Total Group A Offenses	654	320	248	6



2013 Population Estimate	N/A
Offense Overview	
Offense Total	1,526
Number Cleared	461
Percent Cleared	30.21 %
Group A Crimes per 100,000 population	N/A
Arrest Overview	
Total Arrests	2,488
Adult Arrests	2,415
Juvenile Arrests	73
Unknown Age	0
Arrests per 100,000 population	N/A
Average number offenses/incident	1.16

Domestic Violence Victims		
Offense	Reported	Cleared
Murder	1	1
Aggravated Assault	78	71
Simple Assault	146	102
Intimidation	22	6
Stalking	1	0
Forcible Rape	3	1
Forcible Sodomy	0	0
Sexual Assault W/Object	2	1
Forcible Fondling	5	0
Incest	1	1
Statutory Rape	0	0
Kidnapping/Abduction	0	0
Total	259	183

TIBRS Group B Arrests		
Offense	Adult	Juvenile
Bad Checks	92	0
Curfew/Vagrancy	1	3
Disorderly Conduct	11	13
DUI	99	0
Drunkenness	84	0
Family-Non Violent	0	7
Liquor Law Violations	23	12
Peeping Tom	0	0
Trespass	13	0
All Other Offenses	1,742	13
Total Group B	2,065	48

TIBRS Group A Offenses	Offenses		Arrests	
	Reported	Cleared	Adult	Juvenile
Crimes Against Persons				
Murder	2	2	2	0
Negligent Manslaughter	0	0	0	0
Kidnapping/Abduction	0	0	0	0
Forcible Rape	6	1	1	0
Forcible Sodomy	2	0	0	0
Sexual Assault W/Object	2	1	1	0
Forcible Fondling	11	0	0	0
Incest	1	1	2	0
Statutory Rape	2	0	0	0
Aggravated Assault	108	90	60	3
Simple Assault	193	108	86	7
Intimidation	27	6	6	0
Stalking	1	0	0	0
Commercial Sex Acts	0	0	0	0
Involuntary Servitude	0	0	0	0
Crimes Against Property				
Arson	1	0	0	0
Bribery	0	0	0	0
Burglary	179	17	19	0
Counterfeiting/Forgery	4	2	1	0
Destruction/Damage/Vandalism	244	12	4	4
Embezzlement	0	0	0	0
Extortion/Blackmail	0	0	0	0
Fraud - False Pretenses	47	1	1	0
Fraud - Credit Card/ATM	30	3	2	1
Fraud - Impersonation	20	5	4	1
Fraud - Welfare	0	0	0	0
Fraud - Wire	7	0	0	0
Motor Vehicle Theft	43	2	2	0
Robbery	5	1	1	0
Stolen Property Offenses	0	0	0	0
Theft - Pocket-picking	1	0	0	0
Theft - Purse Snatching	0	0	0	0
Theft - Shoplifting	5	0	0	0
Theft From Building	89	4	2	0
Theft From Coin Machine	0	0	0	0
Theft From Motor Vehicle	59	6	5	0
Theft of Motor Vehicle Parts	40	0	0	0
Theft - All Other Larceny	192	8	8	0
Crimes Against Society				
Drug/Narcotic Violations	118	112	87	7
Drug/Narcotic Equipment Violations	79	74	54	2
Gambling - Betting/Wagering	0	0	0	0
Gambling - Operating/Promoting	0	0	0	0
Gambling - Equipment Violations	0	0	0	0
Gambling - Sports Tampering	0	0	0	0
Pornography/Obscene Material	2	0	0	0
Prostitution	0	0	0	0
Prostitution Assisting/Promoting	0	0	0	0
Purchasing Prostitution	0	0	0	0
Weapon Law Violations	6	5	2	0
Total Group A Offenses	1,526	461	350	25



Rhea County Sheriff's Office - 2014

2013 Population Estimate	N/A
Offense Overview	
Offense Total	958
Number Cleared	569
Percent Cleared	59.39 %
Group A Crimes per 100,000 population	N/A
Arrest Overview	
Total Arrests	1,243
Adult Arrests	1,195
Juvenile Arrests	48
Unknown Age	0
Arrests per 100,000 population	N/A
Average number offenses/incident	1.22

Domestic Violence Victims		
Offense	Reported	Cleared
Murder	0	0
Aggravated Assault	34	33
Simple Assault	105	87
Intimidation	31	14
Stalking	3	1
Forcible Rape	3	2
Forcible Sodomy	0	0
Sexual Assault W/Object	0	0
Forcible Fondling	1	0
Incest	0	0
Statutory Rape	0	0
Kidnapping/Abduction	4	4
Total	181	141

TIBRS Group B Arrests		
Offense	Adult	Juvenile
Bad Checks	3	0
Curfew/Vagrancy	0	0
Disorderly Conduct	25	12
DUI	70	1
Drunkenness	113	0
Family-Non Violent	6	0
Liquor Law Violations	32	7
Peeping Tom	0	0
Trespass	6	0
All Other Offenses	456	3
Total Group B	711	23

TIBRS Group A Offenses	Offenses		Arrests	
	Reported	Cleared	Adult	Juvenile
Crimes Against Persons				
Murder	0	0	0	0
Negligent Manslaughter	0	0	0	0
Kidnapping/Abduction	5	5	3	0
Forcible Rape	4	2	2	0
Forcible Sodomy	0	0	0	0
Sexual Assault W/Object	0	0	0	0
Forcible Fondling	5	2	1	0
Incest	0	0	0	0
Statutory Rape	1	1	1	0
Aggravated Assault	53	42	33	3
Simple Assault	145	106	78	12
Intimidation	49	21	15	2
Stalking	4	1	1	0
Commercial Sex Acts	0	0	0	0
Involuntary Servitude	0	0	0	0
Crimes Against Property				
Arson	1	0	0	0
Bribery	0	0	0	0
Burglary	97	14	13	0
Counterfeiting/Forgery	4	2	2	0
Destruction/Damage/Vandalism	63	12	5	1
Embezzlement	2	1	1	0
Extortion/Blackmail	0	0	0	0
Fraud - False Pretenses	4	1	1	0
Fraud - Credit Card/ATM	0	0	0	0
Fraud - Impersonation	8	2	2	0
Fraud - Welfare	0	0	0	0
Fraud - Wire	0	0	0	0
Motor Vehicle Theft	23	9	5	0
Robbery	3	1	1	0
Stolen Property Offenses	1	1	0	0
Theft - Pocket-picking	0	0	0	0
Theft - Purse Snatching	0	0	0	0
Theft - Shoplifting	4	3	3	0
Theft From Building	75	14	11	2
Theft From Coin Machine	0	0	0	0
Theft From Motor Vehicle	13	1	2	0
Theft of Motor Vehicle Parts	12	1	3	0
Theft - All Other Larceny	62	7	6	0
Crimes Against Society				
Drug/Narcotic Violations	180	180	230	4
Drug/Narcotic Equipment Violations	124	124	58	1
Gambling - Betting/Wagering	0	0	0	0
Gambling - Operating/Promoting	0	0	0	0
Gambling - Equipment Violations	0	0	0	0
Gambling - Sports Tampering	0	0	0	0
Pornography/Obscene Material	0	0	0	0
Prostitution	0	0	0	0
Prostitution Assisting/Promoting	0	0	0	0
Purchasing Prostitution	0	0	0	0
Weapon Law Violations	16	16	7	0
Total Group A Offenses	958	569	484	25



2013 Population Estimate	N/A
Offense Overview	
Offense Total	1,097
Number Cleared	436
Percent Cleared	39.74 %
Group A Crimes per 100,000 population	N/A
Arrest Overview	
Total Arrests	1,488
Adult Arrests	1,474
Juvenile Arrests	14
Unknown Age	0
Arrests per 100,000 population	N/A
Average number offenses/incident	1.24

Domestic Violence Victims		
Offense	Reported	Cleared
Murder	0	0
Aggravated Assault	35	23
Simple Assault	105	96
Intimidation	7	1
Stalking	0	0
Forcible Rape	1	1
Forcible Sodomy	0	0
Sexual Assault W/Object	0	0
Forcible Fondling	0	0
Incest	0	0
Statutory Rape	0	0
Kidnapping/Abduction	0	0
Total	148	121

TIBRS Group B Arrests		
Offense	Adult	Juvenile
Bad Checks	6	0
Curfew/Vagrancy	0	0
Disorderly Conduct	10	0
DUI	88	0
Drunkenness	43	0
Family-Non Violent	17	0
Liquor Law Violations	8	0
Peeping Tom	0	0
Trespass	7	0
All Other Offenses	921	4
Total Group B	1,100	4

TIBRS Group A Offenses	Offenses		Arrests	
	Reported	Cleared	Adult	Juvenile
Crimes Against Persons				
Murder	0	0	0	0
Negligent Manslaughter	0	0	0	0
Kidnapping/Abduction	1	1	0	0
Forcible Rape	2	1	1	0
Forcible Sodomy	2	0	0	0
Sexual Assault W/Object	0	0	0	0
Forcible Fondling	2	1	1	0
Incest	0	0	0	0
Statutory Rape	1	0	0	0
Aggravated Assault	61	33	28	0
Simple Assault	157	129	108	2
Intimidation	35	5	5	0
Stalking	0	0	0	0
Commercial Sex Acts	0	0	0	0
Involuntary Servitude	0	0	0	0
Crimes Against Property				
Arson	1	1	0	0
Bribery	0	0	0	0
Burglary	142	12	10	0
Counterfeiting/Forgery	3	2	2	0
Destruction/Damage/Vandalism	74	8	2	0
Embezzlement	1	1	1	0
Extortion/Blackmail	0	0	0	0
Fraud - False Pretenses	1	0	0	0
Fraud - Credit Card/ATM	4	0	0	0
Fraud - Impersonation	1	1	1	0
Fraud - Welfare	0	0	0	0
Fraud - Wire	0	0	0	0
Motor Vehicle Theft	41	6	5	0
Robbery	3	1	1	0
Stolen Property Offenses	4	3	3	0
Theft - Pocket-picking	1	0	0	0
Theft - Purse Snatching	0	0	0	0
Theft - Shoplifting	4	2	2	0
Theft From Building	212	27	34	0
Theft From Coin Machine	0	0	0	0
Theft From Motor Vehicle	28	5	4	0
Theft of Motor Vehicle Parts	9	2	2	0
Theft - All Other Larceny	113	16	17	0
Crimes Against Society				
Drug/Narcotic Violations	120	110	107	7
Drug/Narcotic Equipment Violations	64	60	32	0
Gambling - Betting/Wagering	0	0	0	0
Gambling - Operating/Promoting	0	0	0	0
Gambling - Equipment Violations	0	0	0	0
Gambling - Sports Tampering	0	0	0	0
Pornography/Obscene Material	0	0	0	0
Prostitution	0	0	0	0
Prostitution Assisting/Promoting	0	0	0	0
Purchasing Prostitution	0	0	0	0
Weapon Law Violations	10	9	8	1
Total Group A Offenses	1,097	436	374	10



2013 Population Estimate	N/A
Offense Overview	
Offense Total	832
Number Cleared	569
Percent Cleared	68.39 %
Group A Crimes per 100,000 population	N/A
Arrest Overview	
Total Arrests	2,287
Adult Arrests	2,195
Juvenile Arrests	92
Unknown Age	0
Arrests per 100,000 population	N/A
Average number offenses/incident	1.11

Domestic Violence Victims		
Offense	Reported	Cleared
Murder	0	0
Aggravated Assault	57	53
Simple Assault	114	108
Intimidation	0	0
Stalking	0	0
Forcible Rape	4	3
Forcible Sodomy	3	2
Sexual Assault W/Object	0	0
Forcible Fondling	1	1
Incest	0	0
Statutory Rape	1	1
Kidnapping/Abduction	0	0
Total	180	168

TIBRS Group B Arrests		
Offense	Adult	Juvenile
Bad Checks	2	0
Curfew/Vagrancy	0	0
Disorderly Conduct	5	3
DUI	82	0
Drunkenness	12	0
Family-Non Violent	4	1
Liquor Law Violations	0	2
Peeping Tom	0	0
Trespass	4	0
All Other Offenses	1,732	9
Total Group B	1,841	15

TIBRS Group A Offenses	Offenses		Arrests	
	Reported	Cleared	Adult	Juvenile
Crimes Against Persons				
Murder	0	0	0	0
Negligent Manslaughter	0	0	0	0
Kidnapping/Abduction	0	0	0	0
Forcible Rape	7	6	4	2
Forcible Sodomy	3	2	0	0
Sexual Assault W/Object	0	0	0	0
Forcible Fondling	7	7	4	1
Incest	0	0	0	0
Statutory Rape	4	3	2	0
Aggravated Assault	86	80	60	6
Simple Assault	158	146	93	15
Intimidation	7	7	2	0
Stalking	0	0	0	0
Commercial Sex Acts	0	0	0	0
Involuntary Servitude	0	0	0	0
Crimes Against Property				
Arson	0	0	0	0
Bribery	0	0	0	0
Burglary	163	74	49	14
Counterfeiting/Forgery	1	1	1	0
Destruction/Damage/Vandalism	57	23	7	8
Embezzlement	0	0	0	0
Extortion/Blackmail	0	0	0	0
Fraud - False Pretenses	0	0	0	0
Fraud - Credit Card/ATM	6	4	4	0
Fraud - Impersonation	1	1	1	0
Fraud - Welfare	0	0	0	0
Fraud - Wire	0	0	0	0
Motor Vehicle Theft	20	10	4	4
Robbery	3	2	2	0
Stolen Property Offenses	0	0	0	0
Theft - Pocket-picking	0	0	0	0
Theft - Purse Snatching	0	0	0	0
Theft - Shoplifting	3	0	0	0
Theft From Building	78	31	16	8
Theft From Coin Machine	0	0	0	0
Theft From Motor Vehicle	21	0	0	0
Theft of Motor Vehicle Parts	2	1	0	0
Theft - All Other Larceny	45	14	7	0
Crimes Against Society				
Drug/Narcotic Violations	98	96	78	11
Drug/Narcotic Equipment Violations	46	45	16	5
Gambling - Betting/Wagering	0	0	0	0
Gambling - Operating/Promoting	0	0	0	0
Gambling - Equipment Violations	0	0	0	0
Gambling - Sports Tampering	0	0	0	0
Pornography/Obscene Material	1	1	0	0
Prostitution	0	0	0	0
Prostitution Assisting/Promoting	0	0	0	0
Purchasing Prostitution	0	0	0	0
Weapon Law Violations	15	15	4	3
Total Group A Offenses	832	569	354	77



2013 Population Estimate	N/A
Offense Overview	
Offense Total	3,349
Number Cleared	1,444
Percent Cleared	43.12 %
Group A Crimes per 100,000 population	N/A
Arrest Overview	
Total Arrests	9,871
Adult Arrests	9,429
Juvenile Arrests	442
Unknown Age	0
Arrests per 100,000 population	N/A
Average number offenses/incident	1.20

Domestic Violence Victims		
Offense	Reported	Cleared
Murder	0	0
Aggravated Assault	66	57
Simple Assault	500	395
Intimidation	32	19
Stalking	18	14
Forcible Rape	2	0
Forcible Sodomy	0	0
Sexual Assault W/Object	1	1
Forcible Fondling	3	1
Incest	0	0
Statutory Rape	0	0
Kidnapping/Abduction	16	4
Total	638	491

TIBRS Group B Arrests		
Offense	Adult	Juvenile
Bad Checks	33	0
Curfew/Vagrancy	0	1
Disorderly Conduct	20	17
DUI	199	1
Drunkenness	44	8
Family-Non Violent	1	0
Liquor Law Violations	34	2
Peeping Tom	0	0
Trespass	21	5
All Other Offenses	8,285	243
Total Group B	8,637	277

TIBRS Group A Offenses	Offenses		Arrests	
	Reported	Cleared	Adult	Juvenile
Crimes Against Persons				
Murder	0	0	0	0
Negligent Manslaughter	0	0	0	0
Kidnapping/Abduction	20	5	5	0
Forcible Rape	11	1	0	0
Forcible Sodomy	0	0	0	0
Sexual Assault W/Object	1	1	1	0
Forcible Fondling	23	3	0	2
Incest	0	0	0	0
Statutory Rape	7	1	0	0
Aggravated Assault	130	77	55	6
Simple Assault	734	487	181	58
Intimidation	95	29	10	1
Stalking	29	20	8	1
Commercial Sex Acts	0	0	0	0
Involuntary Servitude	0	0	0	0
Crimes Against Property				
Arson	2	0	0	0
Bribery	0	0	0	0
Burglary	318	20	17	0
Counterfeiting/Forgery	39	11	6	0
Destruction/Damage/Vandalism	145	21	8	5
Embezzlement	9	3	2	0
Extortion/Blackmail	2	0	0	0
Fraud - False Pretenses	77	3	2	0
Fraud - Credit Card/ATM	212	14	6	0
Fraud - Impersonation	11	1	0	0
Fraud - Welfare	0	0	0	0
Fraud - Wire	15	0	0	0
Motor Vehicle Theft	76	8	7	1
Robbery	9	2	2	0
Stolen Property Offenses	2	0	0	0
Theft - Pocket-picking	0	0	0	0
Theft - Purse Snatching	0	0	0	0
Theft - Shoplifting	63	49	35	15
Theft From Building	168	25	12	7
Theft From Coin Machine	0	0	0	0
Theft From Motor Vehicle	195	24	5	12
Theft of Motor Vehicle Parts	60	0	0	0
Theft - All Other Larceny	189	19	15	3
Crimes Against Society				
Drug/Narcotic Violations	403	355	338	41
Drug/Narcotic Equipment Violations	249	225	47	7
Gambling - Betting/Wagering	0	0	0	0
Gambling - Operating/Promoting	0	0	0	0
Gambling - Equipment Violations	0	0	0	0
Gambling - Sports Tampering	0	0	0	0
Pornography/Obscene Material	3	0	0	0
Prostitution	13	9	9	0
Prostitution Assisting/Promoting	1	1	1	0
Purchasing Prostitution	0	0	0	0
Weapon Law Violations	38	30	20	6
Total Group A Offenses	3,349	1,444	792	165



Scott County Sheriff's Office - 2014

2013 Population Estimate	N/A
Offense Overview	
Offense Total	633
Number Cleared	394
Percent Cleared	62.24 %
Group A Crimes per 100,000 population	N/A
Arrest Overview	
Total Arrests	1,145
Adult Arrests	1,083
Juvenile Arrests	62
Unknown Age	0
Arrests per 100,000 population	N/A
Average number offenses/incident	1.19

Domestic Violence Victims		
Offense	Reported	Cleared
Murder	0	0
Aggravated Assault	15	14
Simple Assault	40	34
Intimidation	11	4
Stalking	1	0
Forcible Rape	1	0
Forcible Sodomy	0	0
Sexual Assault W/Object	0	0
Forcible Fondling	0	0
Incest	0	0
Statutory Rape	0	0
Kidnapping/Abduction	1	1
Total	69	53

TIBRS Group B Arrests		
Offense	Adult	Juvenile
Bad Checks	13	0
Curfew/Vagrancy	0	4
Disorderly Conduct	10	3
DUI	34	1
Drunkenness	14	2
Family-Non Violent	111	0
Liquor Law Violations	13	0
Peeping Tom	0	0
Trespass	8	6
All Other Offenses	556	36
Total Group B	759	52

TIBRS Group A Offenses	Offenses		Arrests	
	Reported	Cleared	Adult	Juvenile
Crimes Against Persons				
Murder	0	0	0	0
Negligent Manslaughter	0	0	0	0
Kidnapping/Abduction	1	1	1	0
Forcible Rape	3	1	1	0
Forcible Sodomy	0	0	0	0
Sexual Assault W/Object	0	0	0	0
Forcible Fondling	0	0	0	0
Incest	0	0	0	0
Statutory Rape	0	0	0	0
Aggravated Assault	27	24	21	0
Simple Assault	68	60	47	4
Intimidation	27	10	6	1
Stalking	3	2	2	0
Commercial Sex Acts	0	0	0	0
Involuntary Servitude	0	0	0	0
Crimes Against Property				
Arson	0	0	0	0
Bribery	0	0	0	0
Burglary	51	16	22	0
Counterfeiting/Forgery	4	4	2	0
Destruction/Damage/Vandalism	57	20	19	2
Embezzlement	0	0	0	0
Extortion/Blackmail	0	0	0	0
Fraud - False Pretenses	4	3	1	0
Fraud - Credit Card/ATM	10	5	3	0
Fraud - Impersonation	1	0	0	0
Fraud - Welfare	0	0	0	0
Fraud - Wire	0	0	0	0
Motor Vehicle Theft	17	9	5	2
Robbery	1	1	1	0
Stolen Property Offenses	0	0	0	0
Theft - Pocket-picking	0	0	0	0
Theft - Purse Snatching	0	0	0	0
Theft - Shoplifting	7	4	4	0
Theft From Building	21	13	11	0
Theft From Coin Machine	0	0	0	0
Theft From Motor Vehicle	17	4	5	0
Theft of Motor Vehicle Parts	3	0	0	0
Theft - All Other Larceny	119	27	37	0
Crimes Against Society				
Drug/Narcotic Violations	106	104	103	1
Drug/Narcotic Equipment Violations	76	76	27	0
Gambling - Betting/Wagering	0	0	0	0
Gambling - Operating/Promoting	0	0	0	0
Gambling - Equipment Violations	0	0	0	0
Gambling - Sports Tampering	0	0	0	0
Pornography/Obscene Material	0	0	0	0
Prostitution	0	0	0	0
Prostitution Assisting/Promoting	0	0	0	0
Purchasing Prostitution	0	0	0	0
Weapon Law Violations	10	10	6	0
Total Group A Offenses	633	394	324	10



2013 Population Estimate	N/A
Offense Overview	
Offense Total	474
Number Cleared	256
Percent Cleared	54.01 %
Group A Crimes per 100,000 population	N/A
Arrest Overview	
Total Arrests	415
Adult Arrests	402
Juvenile Arrests	13
Unknown Age	1
Arrests per 100,000 population	N/A
Average number offenses/incident	1.26

Domestic Violence Victims		
Offense	Reported	Cleared
Murder	2	2
Aggravated Assault	13	11
Simple Assault	44	40
Intimidation	7	4
Stalking	0	0
Forcible Rape	0	0
Forcible Sodomy	1	1
Sexual Assault W/Object	0	0
Forcible Fondling	0	0
Incest	0	0
Statutory Rape	0	0
Kidnapping/Abduction	3	3
Total	70	61

TIBRS Group B Arrests		
Offense	Adult	Juvenile
Bad Checks	0	0
Curfew/Vagrancy	0	0
Disorderly Conduct	21	0
DUI	42	0
Drunkenness	22	0
Family-Non Violent	5	0
Liquor Law Violations	5	0
Peeping Tom	0	0
Trespass	2	0
All Other Offenses	127	1
Total Group B	224	1

TIBRS Group A Offenses	Offenses		Arrests	
	Reported	Cleared	Adult	Juvenile
Crimes Against Persons				
Murder	2	2	0	0
Negligent Manslaughter	0	0	0	0
Kidnapping/Abduction	3	3	2	0
Forcible Rape	2	1	0	0
Forcible Sodomy	1	1	0	0
Sexual Assault W/Object	0	0	0	0
Forcible Fondling	1	1	0	0
Incest	0	0	0	0
Statutory Rape	0	0	0	0
Aggravated Assault	31	24	16	0
Simple Assault	60	50	41	4
Intimidation	11	6	1	2
Stalking	0	0	0	0
Commercial Sex Acts	0	0	0	0
Involuntary Servitude	0	0	0	0
Crimes Against Property				
Arson	2	0	0	0
Bribery	0	0	0	0
Burglary	51	9	6	0
Counterfeiting/Forgery	3	1	1	0
Destruction/Damage/Vandalism	39	6	1	1
Embezzlement	0	0	0	0
Extortion/Blackmail	0	0	0	0
Fraud - False Pretenses	5	4	6	0
Fraud - Credit Card/ATM	3	0	0	0
Fraud - Impersonation	6	5	5	0
Fraud - Welfare	1	0	0	0
Fraud - Wire	0	0	0	0
Motor Vehicle Theft	30	10	7	0
Robbery	2	1	0	0
Stolen Property Offenses	1	1	0	0
Theft - Pocket-picking	1	0	0	0
Theft - Purse Snatching	0	0	0	0
Theft - Shoplifting	0	0	0	0
Theft From Building	20	5	3	0
Theft From Coin Machine	0	0	0	0
Theft From Motor Vehicle	5	0	0	0
Theft of Motor Vehicle Parts	6	1	1	0
Theft - All Other Larceny	63	11	8	3
Crimes Against Society				
Drug/Narcotic Violations	82	72	72	1
Drug/Narcotic Equipment Violations	32	31	4	0
Gambling - Betting/Wagering	0	0	0	0
Gambling - Operating/Promoting	0	0	0	0
Gambling - Equipment Violations	0	0	0	0
Gambling - Sports Tampering	0	0	0	0
Pornography/Obscene Material	0	0	0	0
Prostitution	0	0	0	0
Prostitution Assisting/Promoting	0	0	0	0
Purchasing Prostitution	0	0	0	0
Weapon Law Violations	11	11	4	1
Total Group A Offenses	474	256	178	12



Sevier County Sheriff's Office - 2014

2013 Population Estimate	N/A
Offense Overview	
Offense Total	2,768
Number Cleared	1,252
Percent Cleared	45.23 %
Group A Crimes per 100,000 population	N/A
Arrest Overview	
Total Arrests	1,008
Adult Arrests	927
Juvenile Arrests	81
Unknown Age	0
Arrests per 100,000 population	N/A
Average number offenses/incident	1.06

Domestic Violence Victims		
Offense	Reported	Cleared
Murder	3	3
Aggravated Assault	60	55
Simple Assault	287	274
Intimidation	134	128
Stalking	1	1
Forcible Rape	4	1
Forcible Sodomy	0	0
Sexual Assault W/Object	1	0
Forcible Fondling	4	1
Incest	0	0
Statutory Rape	0	0
Kidnapping/Abduction	0	0
Total	494	463

TIBRS Group B Arrests		
Offense	Adult	Juvenile
Bad Checks	0	0
Curfew/Vagrancy	0	0
Disorderly Conduct	9	2
DUI	115	0
Drunkenness	64	3
Family-Non Violent	0	1
Liquor Law Violations	1	1
Peeping Tom	0	0
Trespass	6	0
All Other Offenses	222	27
Total Group B	417	34

TIBRS Group A Offenses	Offenses		Arrests	
	Reported	Cleared	Adult	Juvenile
Crimes Against Persons				
Murder	4	3	1	0
Negligent Manslaughter	0	0	0	0
Kidnapping/Abduction	2	0	0	0
Forcible Rape	9	4	1	0
Forcible Sodomy	1	0	0	0
Sexual Assault W/Object	4	2	1	0
Forcible Fondling	17	5	1	1
Incest	0	0	0	0
Statutory Rape	3	0	0	0
Aggravated Assault	102	86	53	3
Simple Assault	396	365	116	7
Intimidation	289	246	13	2
Stalking	6	6	1	0
Commercial Sex Acts	0	0	0	0
Involuntary Servitude	0	0	0	0
Crimes Against Property				
Arson	1	1	0	2
Bribery	0	0	0	0
Burglary	574	48	39	14
Counterfeiting/Forgery	35	11	8	0
Destruction/Damage/Vandalism	305	85	20	1
Embezzlement	8	4	2	0
Extortion/Blackmail	0	0	0	0
Fraud - False Pretenses	14	4	0	0
Fraud - Credit Card/ATM	1	1	1	0
Fraud - Impersonation	6	1	0	0
Fraud - Welfare	0	0	0	0
Fraud - Wire	56	14	4	0
Motor Vehicle Theft	93	37	12	3
Robbery	5	2	2	0
Stolen Property Offenses	0	0	0	0
Theft - Pocket-picking	1	0	0	0
Theft - Purse Snatching	0	0	0	0
Theft - Shoplifting	20	3	4	0
Theft From Building	225	69	21	1
Theft From Coin Machine	2	0	0	0
Theft From Motor Vehicle	111	6	1	0
Theft of Motor Vehicle Parts	1	0	0	0
Theft - All Other Larceny	272	56	18	4
Crimes Against Society				
Drug/Narcotic Violations	151	141	152	7
Drug/Narcotic Equipment Violations	47	45	32	2
Gambling - Betting/Wagering	0	0	0	0
Gambling - Operating/Promoting	0	0	0	0
Gambling - Equipment Violations	0	0	0	0
Gambling - Sports Tampering	0	0	0	0
Pornography/Obscene Material	0	0	0	0
Prostitution	0	0	0	0
Prostitution Assisting/Promoting	0	0	0	0
Purchasing Prostitution	0	0	0	0
Weapon Law Violations	7	7	7	0
Total Group A Offenses	2,768	1,252	510	47



Shelby County Sheriff's Office - 2014

2013 Population Estimate	N/A
Offense Overview	
Offense Total	9,188
Number Cleared	1,862
Percent Cleared	20.27 %
Group A Crimes per 100,000 population	N/A
Arrest Overview	
Total Arrests	2,171
Adult Arrests	1,801
Juvenile Arrests	370
Unknown Age	0
Arrests per 100,000 population	N/A
Average number offenses/incident	1.20

Domestic Violence Victims		
Offense	Reported	Cleared
Murder	1	1
Aggravated Assault	135	79
Simple Assault	947	401
Intimidation	167	11
Stalking	20	1
Forcible Rape	7	2
Forcible Sodomy	2	1
Sexual Assault W/Object	2	0
Forcible Fondling	8	1
Incest	0	0
Statutory Rape	3	1
Kidnapping/Abduction	15	1
Total	1,307	499

TIBRS Group B Arrests		
Offense	Adult	Juvenile
Bad Checks	1	0
Curfew/Vagrancy	0	4
Disorderly Conduct	38	9
DUI	270	4
Drunkenness	21	0
Family-Non Violent	4	0
Liquor Law Violations	6	0
Peeping Tom	0	0
Trespass	9	0
All Other Offenses	285	11
Total Group B	634	28

TIBRS Group A Offenses	Offenses		Arrests	
	Reported	Cleared	Adult	Juvenile
Crimes Against Persons				
Murder	4	3	2	0
Negligent Manslaughter	0	0	0	0
Kidnapping/Abduction	16	1	1	0
Forcible Rape	22	3	1	3
Forcible Sodomy	6	1	0	0
Sexual Assault W/Object	2	0	0	0
Forcible Fondling	46	2	2	0
Incest	0	0	0	0
Statutory Rape	4	2	1	0
Aggravated Assault	476	178	109	17
Simple Assault	2,401	685	379	158
Intimidation	631	19	15	3
Stalking	34	1	1	0
Commercial Sex Acts	0	0	0	0
Involuntary Servitude	0	0	0	0
Crimes Against Property				
Arson	25	8	3	5
Bribery	0	0	0	0
Burglary	779	57	43	32
Counterfeiting/Forgery	70	14	12	1
Destruction/Damage/Vandalism	930	76	26	11
Embezzlement	38	13	12	0
Extortion/Blackmail	6	1	0	1
Fraud - False Pretenses	83	1	1	0
Fraud - Credit Card/ATM	9	0	0	1
Fraud - Impersonation	137	9	4	0
Fraud - Welfare	0	0	0	0
Fraud - Wire	4	1	1	0
Motor Vehicle Theft	180	11	7	1
Robbery	82	15	10	11
Stolen Property Offenses	72	32	28	2
Theft - Pocket-picking	32	0	0	1
Theft - Purse Snatching	0	0	0	0
Theft - Shoplifting	158	26	28	1
Theft From Building	691	29	9	16
Theft From Coin Machine	3	0	0	0
Theft From Motor Vehicle	550	22	17	8
Theft of Motor Vehicle Parts	149	2	1	0
Theft - All Other Larceny	520	26	17	14
Crimes Against Society				
Drug/Narcotic Violations	654	376	387	27
Drug/Narcotic Equipment Violations	177	119	10	1
Gambling - Betting/Wagering	1	0	0	0
Gambling - Operating/Promoting	1	0	0	0
Gambling - Equipment Violations	0	0	0	0
Gambling - Sports Tampering	0	0	0	0
Pornography/Obscene Material	3	0	0	0
Prostitution	3	1	1	0
Prostitution Assisting/Promoting	1	0	0	0
Purchasing Prostitution	0	0	0	0
Weapon Law Violations	188	128	39	28
Total Group A Offenses	9,188	1,862	1,167	342



2013 Population Estimate	N/A
Offense Overview	
Offense Total	528
Number Cleared	213
Percent Cleared	40.34 %
Group A Crimes per 100,000 population	N/A
Arrest Overview	
Total Arrests	730
Adult Arrests	715
Juvenile Arrests	15
Unknown Age	0
Arrests per 100,000 population	N/A
Average number offenses/incident	1.15

Domestic Violence Victims		
Offense	Reported	Cleared
Murder	0	0
Aggravated Assault	19	14
Simple Assault	51	46
Intimidation	11	4
Stalking	7	2
Forcible Rape	0	0
Forcible Sodomy	0	0
Sexual Assault W/Object	0	0
Forcible Fondling	1	0
Incest	0	0
Statutory Rape	1	1
Kidnapping/Abduction	0	0
Total	90	67

TIBRS Group B Arrests		
Offense	Adult	Juvenile
Bad Checks	13	0
Curfew/Vagrancy	0	0
Disorderly Conduct	2	0
DUI	42	0
Drunkenness	21	0
Family-Non Violent	14	0
Liquor Law Violations	2	5
Peeping Tom	0	0
Trespass	4	1
All Other Offenses	444	2
Total Group B	542	8

TIBRS Group A Offenses	Offenses		Arrests	
	Reported	Cleared	Adult	Juvenile
Crimes Against Persons				
Murder	0	0	0	0
Negligent Manslaughter	0	0	0	0
Kidnapping/Abduction	0	0	0	0
Forcible Rape	4	0	0	0
Forcible Sodomy	0	0	0	0
Sexual Assault W/Object	2	0	0	0
Forcible Fondling	3	0	0	0
Incest	0	0	0	0
Statutory Rape	3	2	2	0
Aggravated Assault	29	18	13	1
Simple Assault	65	56	51	2
Intimidation	28	8	5	0
Stalking	20	2	2	0
Commercial Sex Acts	0	0	0	0
Involuntary Servitude	0	0	0	0
Crimes Against Property				
Arson	3	2	1	0
Bribery	0	0	0	0
Burglary	56	5	5	0
Counterfeiting/Forgery	7	3	1	0
Destruction/Damage/Vandalism	64	6	2	2
Embezzlement	0	0	0	0
Extortion/Blackmail	0	0	0	0
Fraud - False Pretenses	6	0	0	0
Fraud - Credit Card/ATM	9	0	0	0
Fraud - Impersonation	9	1	1	0
Fraud - Welfare	0	0	0	0
Fraud - Wire	0	0	0	0
Motor Vehicle Theft	21	1	1	0
Robbery	0	0	0	0
Stolen Property Offenses	1	0	0	0
Theft - Pocket-picking	0	0	0	0
Theft - Purse Snatching	0	0	0	0
Theft - Shoplifting	1	0	0	0
Theft From Building	15	0	0	0
Theft From Coin Machine	1	0	0	0
Theft From Motor Vehicle	11	0	0	0
Theft of Motor Vehicle Parts	9	0	0	0
Theft - All Other Larceny	46	1	1	0
Crimes Against Society				
Drug/Narcotic Violations	69	66	76	1
Drug/Narcotic Equipment Violations	42	39	10	0
Gambling - Betting/Wagering	0	0	0	0
Gambling - Operating/Promoting	0	0	0	0
Gambling - Equipment Violations	0	0	0	0
Gambling - Sports Tampering	0	0	0	0
Pornography/Obscene Material	2	1	1	0
Prostitution	0	0	0	0
Prostitution Assisting/Promoting	0	0	0	0
Purchasing Prostitution	0	0	0	0
Weapon Law Violations	2	2	1	1
Total Group A Offenses	528	213	173	7



Stewart County Sheriff's Office - 2014

2013 Population Estimate	N/A
Offense Overview	
Offense Total	437
Number Cleared	236
Percent Cleared	54.00 %
Group A Crimes per 100,000 population	N/A
Arrest Overview	
Total Arrests	528
Adult Arrests	512
Juvenile Arrests	16
Unknown Age	0
Arrests per 100,000 population	N/A
Average number offenses/incident	1.23

Domestic Violence Victims		
Offense	Reported	Cleared
Murder	0	0
Aggravated Assault	27	27
Simple Assault	33	29
Intimidation	1	1
Stalking	1	1
Forcible Rape	2	2
Forcible Sodomy	0	0
Sexual Assault W/Object	0	0
Forcible Fondling	0	0
Incest	0	0
Statutory Rape	1	1
Kidnapping/Abduction	1	1
Total	66	62

TIBRS Group B Arrests		
Offense	Adult	Juvenile
Bad Checks	6	0
Curfew/Vagrancy	0	1
Disorderly Conduct	2	0
DUI	12	0
Drunkenness	10	0
Family-Non Violent	1	0
Liquor Law Violations	6	1
Peeping Tom	0	0
Trespass	14	1
All Other Offenses	324	6
Total Group B	375	9

TIBRS Group A Offenses	Offenses		Arrests	
	Reported	Cleared	Adult	Juvenile
Crimes Against Persons				
Murder	0	0	0	0
Negligent Manslaughter	0	0	0	0
Kidnapping/Abduction	1	1	1	0
Forcible Rape	4	3	3	0
Forcible Sodomy	0	0	0	0
Sexual Assault W/Object	0	0	0	0
Forcible Fondling	3	1	0	1
Incest	0	0	0	0
Statutory Rape	3	3	2	0
Aggravated Assault	45	40	27	1
Simple Assault	55	50	37	2
Intimidation	1	1	1	0
Stalking	3	3	2	2
Commercial Sex Acts	0	0	0	0
Involuntary Servitude	0	0	0	0
Crimes Against Property				
Arson	1	0	0	0
Bribery	0	0	0	0
Burglary	69	16	16	0
Counterfeiting/Forgery	5	3	0	0
Destruction/Damage/Vandalism	58	15	3	0
Embezzlement	0	0	0	0
Extortion/Blackmail	0	0	0	0
Fraud - False Pretenses	10	5	3	0
Fraud - Credit Card/ATM	14	11	1	0
Fraud - Impersonation	4	2	2	0
Fraud - Welfare	0	0	0	0
Fraud - Wire	0	0	0	0
Motor Vehicle Theft	14	6	3	1
Robbery	2	1	2	0
Stolen Property Offenses	0	0	0	0
Theft - Pocket-picking	0	0	0	0
Theft - Purse Snatching	0	0	0	0
Theft - Shoplifting	4	3	2	0
Theft From Building	22	10	1	0
Theft From Coin Machine	0	0	0	0
Theft From Motor Vehicle	9	1	1	0
Theft of Motor Vehicle Parts	8	1	0	0
Theft - All Other Larceny	46	7	4	0
Crimes Against Society				
Drug/Narcotic Violations	27	27	24	0
Drug/Narcotic Equipment Violations	18	18	1	0
Gambling - Betting/Wagering	0	0	0	0
Gambling - Operating/Promoting	0	0	0	0
Gambling - Equipment Violations	0	0	0	0
Gambling - Sports Tampering	0	0	0	0
Pornography/Obscene Material	1	0	0	0
Prostitution	0	0	0	0
Prostitution Assisting/Promoting	0	0	0	0
Purchasing Prostitution	0	0	0	0
Weapon Law Violations	10	8	1	0
Total Group A Offenses	437	236	137	7



Sullivan County Sheriff's Office - 2014

2013 Population Estimate	N/A
Offense Overview	
Offense Total	3,678
Number Cleared	1,672
Percent Cleared	45.46 %
Group A Crimes per 100,000 population	N/A
Arrest Overview	
Total Arrests	4,830
Adult Arrests	4,781
Juvenile Arrests	49
Unknown Age	0
Arrests per 100,000 population	N/A
Average number offenses/incident	1.20

Domestic Violence Victims		
Offense	Reported	Cleared
Murder	1	1
Aggravated Assault	96	78
Simple Assault	607	468
Intimidation	78	56
Stalking	4	4
Forcible Rape	4	1
Forcible Sodomy	2	1
Sexual Assault W/Object	5	3
Forcible Fondling	11	11
Incest	1	0
Statutory Rape	3	2
Kidnapping/Abduction	7	4
Total	819	629

TIBRS Group B Arrests		
Offense	Adult	Juvenile
Bad Checks	0	0
Curfew/Vagrancy	0	0
Disorderly Conduct	10	0
DUI	79	0
Drunkenness	35	1
Family-Non Violent	3	0
Liquor Law Violations	3	3
Peeping Tom	0	0
Trespass	5	0
All Other Offenses	4,143	4
Total Group B	4,278	8

TIBRS Group A Offenses	Offenses		Arrests	
	Reported	Cleared	Adult	Juvenile
Crimes Against Persons				
Murder	1	1	0	0
Negligent Manslaughter	0	0	0	0
Kidnapping/Abduction	11	7	4	0
Forcible Rape	18	9	0	0
Forcible Sodomy	3	1	0	0
Sexual Assault W/Object	7	5	0	0
Forcible Fondling	49	31	2	1
Incest	1	0	0	0
Statutory Rape	5	3	0	0
Aggravated Assault	186	133	58	5
Simple Assault	915	661	218	11
Intimidation	274	151	11	2
Stalking	14	11	0	0
Commercial Sex Acts	0	0	0	0
Involuntary Servitude	0	0	0	0
Crimes Against Property				
Arson	15	1	0	0
Bribery	1	1	1	0
Burglary	343	37	11	0
Counterfeiting/Forgery	16	4	1	0
Destruction/Damage/Vandalism	452	120	11	2
Embezzlement	9	2	0	0
Extortion/Blackmail	0	0	0	0
Fraud - False Pretenses	35	12	1	0
Fraud - Credit Card/ATM	12	4	1	0
Fraud - Impersonation	54	14	10	1
Fraud - Welfare	0	0	0	0
Fraud - Wire	28	0	0	0
Motor Vehicle Theft	113	38	12	1
Robbery	7	4	0	0
Stolen Property Offenses	1	1	1	0
Theft - Pocket-picking	3	1	0	0
Theft - Purse Snatching	0	0	0	0
Theft - Shoplifting	17	6	5	0
Theft From Building	259	103	5	3
Theft From Coin Machine	0	0	0	0
Theft From Motor Vehicle	119	16	3	0
Theft of Motor Vehicle Parts	90	2	0	0
Theft - All Other Larceny	295	44	12	1
Crimes Against Society				
Drug/Narcotic Violations	161	124	101	11
Drug/Narcotic Equipment Violations	131	103	31	3
Gambling - Betting/Wagering	0	0	0	0
Gambling - Operating/Promoting	0	0	0	0
Gambling - Equipment Violations	0	0	0	0
Gambling - Sports Tampering	0	0	0	0
Pornography/Obscene Material	8	2	0	0
Prostitution	0	0	0	0
Prostitution Assisting/Promoting	0	0	0	0
Purchasing Prostitution	0	0	0	0
Weapon Law Violations	25	20	4	0
Total Group A Offenses	3,678	1,672	503	41



Sumner County Sheriff's Office - 2014

2013 Population Estimate	N/A
Offense Overview	
Offense Total	1,891
Number Cleared	651
Percent Cleared	34.43 %
Group A Crimes per 100,000 population	N/A
Arrest Overview	
Total Arrests	3,931
Adult Arrests	3,798
Juvenile Arrests	133
Unknown Age	0
Arrests per 100,000 population	N/A
Average number offenses/incident	1.18

Domestic Violence Victims		
Offense	Reported	Cleared
Murder	0	0
Aggravated Assault	38	29
Simple Assault	231	114
Intimidation	54	11
Stalking	1	0
Forcible Rape	9	3
Forcible Sodomy	2	1
Sexual Assault W/Object	0	0
Forcible Fondling	8	0
Incest	1	0
Statutory Rape	2	1
Kidnapping/Abduction	1	0
Total	347	159

TIBRS Group B Arrests		
Offense	Adult	Juvenile
Bad Checks	122	0
Curfew/Vagrancy	0	0
Disorderly Conduct	1	2
DUI	271	1
Drunkenness	31	1
Family-Non Violent	23	0
Liquor Law Violations	25	7
Peeping Tom	2	0
Trespass	4	0
All Other Offenses	2,852	33
Total Group B	3,331	44

TIBRS Group A Offenses	Offenses		Arrests	
	Reported	Cleared	Adult	Juvenile
Crimes Against Persons				
Murder	0	0	0	0
Negligent Manslaughter	0	0	0	0
Kidnapping/Abduction	2	0	3	0
Forcible Rape	12	3	2	2
Forcible Sodomy	3	1	0	0
Sexual Assault W/Object	0	0	0	0
Forcible Fondling	30	9	0	4
Incest	1	0	0	0
Statutory Rape	5	1	1	0
Aggravated Assault	88	61	43	2
Simple Assault	390	172	122	28
Intimidation	144	17	10	0
Stalking	3	0	0	0
Commercial Sex Acts	0	0	0	0
Involuntary Servitude	0	0	0	0
Crimes Against Property				
Arson	3	1	1	0
Bribery	0	0	0	0
Burglary	185	28	36	0
Counterfeiting/Forgery	6	1	1	0
Destruction/Damage/Vandalism	203	34	16	12
Embezzlement	3	1	1	0
Extortion/Blackmail	0	0	0	0
Fraud - False Pretenses	35	5	7	0
Fraud - Credit Card/ATM	34	4	1	0
Fraud - Impersonation	32	7	5	1
Fraud - Welfare	0	0	0	0
Fraud - Wire	4	0	0	0
Motor Vehicle Theft	40	13	7	0
Robbery	2	1	0	0
Stolen Property Offenses	1	0	0	0
Theft - Pocket-picking	0	0	0	0
Theft - Purse Snatching	0	0	0	0
Theft - Shoplifting	4	3	3	0
Theft From Building	87	7	7	1
Theft From Coin Machine	0	0	0	0
Theft From Motor Vehicle	42	4	3	0
Theft of Motor Vehicle Parts	20	1	2	0
Theft - All Other Larceny	221	42	44	7
Crimes Against Society				
Drug/Narcotic Violations	160	134	133	18
Drug/Narcotic Equipment Violations	103	81	11	5
Gambling - Betting/Wagering	0	0	0	0
Gambling - Operating/Promoting	0	0	0	0
Gambling - Equipment Violations	0	0	0	0
Gambling - Sports Tampering	0	0	0	0
Pornography/Obscene Material	10	4	1	4
Prostitution	0	0	0	0
Prostitution Assisting/Promoting	0	0	0	0
Purchasing Prostitution	0	0	0	0
Weapon Law Violations	18	16	7	5
Total Group A Offenses	1,891	651	467	89



2013 Population Estimate	N/A
Offense Overview	
Offense Total	2,498
Number Cleared	838
Percent Cleared	33.55 %
Group A Crimes per 100,000 population	N/A
Arrest Overview	
Total Arrests	2,062
Adult Arrests	1,913
Juvenile Arrests	149
Unknown Age	0
Arrests per 100,000 population	N/A
Average number offenses/incident	1.25

Domestic Violence Victims		
Offense	Reported	Cleared
Murder	2	2
Aggravated Assault	95	71
Simple Assault	452	251
Intimidation	129	22
Stalking	0	0
Forcible Rape	5	0
Forcible Sodomy	2	0
Sexual Assault W/Object	0	0
Forcible Fondling	18	1
Incest	1	0
Statutory Rape	4	0
Kidnapping/Abduction	3	3
Total	711	350

TIBRS Group B Arrests		
Offense	Adult	Juvenile
Bad Checks	14	1
Curfew/Vagrancy	0	1
Disorderly Conduct	20	4
DUI	100	0
Drunkenness	55	0
Family-Non Violent	109	31
Liquor Law Violations	43	24
Peeping Tom	0	0
Trespass	2	0
All Other Offenses	981	10
Total Group B	1,324	71

TIBRS Group A Offenses	Offenses		Arrests	
	Reported	Cleared	Adult	Juvenile
Crimes Against Persons				
Murder	2	2	2	0
Negligent Manslaughter	0	0	0	0
Kidnapping/Abduction	3	3	0	0
Forcible Rape	12	1	0	1
Forcible Sodomy	3	0	0	0
Sexual Assault W/Object	1	1	1	0
Forcible Fondling	36	4	2	0
Incest	1	0	0	0
Statutory Rape	5	0	0	0
Aggravated Assault	182	119	87	5
Simple Assault	555	269	202	35
Intimidation	374	34	21	7
Stalking	0	0	0	0
Commercial Sex Acts	0	0	0	0
Involuntary Servitude	0	0	0	0
Crimes Against Property				
Arson	2	1	1	0
Bribery	0	0	0	0
Burglary	149	19	20	1
Counterfeiting/Forgery	20	4	4	0
Destruction/Damage/Vandalism	233	43	16	9
Embezzlement	0	0	0	0
Extortion/Blackmail	1	0	0	0
Fraud - False Pretenses	42	4	4	0
Fraud - Credit Card/ATM	20	1	1	0
Fraud - Impersonation	33	2	2	0
Fraud - Welfare	0	0	0	0
Fraud - Wire	2	0	0	0
Motor Vehicle Theft	57	10	7	2
Robbery	5	4	5	0
Stolen Property Offenses	2	2	2	0
Theft - Pocket-picking	0	0	0	0
Theft - Purse Snatching	0	0	0	0
Theft - Shoplifting	3	2	2	1
Theft From Building	135	16	12	5
Theft From Coin Machine	0	0	0	0
Theft From Motor Vehicle	88	10	9	0
Theft of Motor Vehicle Parts	61	3	3	0
Theft - All Other Larceny	159	15	16	2
Crimes Against Society				
Drug/Narcotic Violations	142	129	149	6
Drug/Narcotic Equipment Violations	136	120	9	2
Gambling - Betting/Wagering	0	0	0	0
Gambling - Operating/Promoting	0	0	0	0
Gambling - Equipment Violations	0	0	0	0
Gambling - Sports Tampering	0	0	0	0
Pornography/Obscene Material	13	2	1	2
Prostitution	0	0	0	0
Prostitution Assisting/Promoting	0	0	0	0
Purchasing Prostitution	0	0	0	0
Weapon Law Violations	21	18	11	0
Total Group A Offenses	2,498	838	589	78



2013 Population Estimate	N/A
Offense Overview	
Offense Total	460
Number Cleared	364
Percent Cleared	79.13 %
Group A Crimes per 100,000 population	N/A
Arrest Overview	
Total Arrests	784
Adult Arrests	746
Juvenile Arrests	38
Unknown Age	0
Arrests per 100,000 population	N/A
Average number offenses/incident	1.31

Domestic Violence Victims		
Offense	Reported	Cleared
Murder	0	0
Aggravated Assault	15	14
Simple Assault	52	50
Intimidation	3	2
Stalking	1	0
Forcible Rape	0	0
Forcible Sodomy	0	0
Sexual Assault W/Object	0	0
Forcible Fondling	0	0
Incest	0	0
Statutory Rape	0	0
Kidnapping/Abduction	0	0
Total	71	66

TIBRS Group B Arrests		
Offense	Adult	Juvenile
Bad Checks	0	0
Curfew/Vagrancy	0	0
Disorderly Conduct	8	3
DUI	37	4
Drunkenness	24	0
Family-Non Violent	24	1
Liquor Law Violations	7	0
Peeping Tom	0	0
Trespass	5	0
All Other Offenses	344	3
Total Group B	449	11

TIBRS Group A Offenses	Offenses		Arrests	
	Reported	Cleared	Adult	Juvenile
Crimes Against Persons				
Murder	0	0	0	0
Negligent Manslaughter	0	0	0	0
Kidnapping/Abduction	0	0	0	0
Forcible Rape	0	0	0	0
Forcible Sodomy	0	0	0	0
Sexual Assault W/Object	0	0	0	0
Forcible Fondling	0	0	0	0
Incest	0	0	0	0
Statutory Rape	1	1	1	0
Aggravated Assault	33	31	28	1
Simple Assault	69	63	59	1
Intimidation	12	9	5	1
Stalking	2	1	0	0
Commercial Sex Acts	0	0	0	0
Involuntary Servitude	0	0	0	0
Crimes Against Property				
Arson	4	1	0	0
Bribery	0	0	0	0
Burglary	26	12	12	6
Counterfeiting/Forgery	2	1	0	0
Destruction/Damage/Vandalism	32	17	6	0
Embezzlement	1	1	1	0
Extortion/Blackmail	0	0	0	0
Fraud - False Pretenses	9	8	5	0
Fraud - Credit Card/ATM	4	3	1	0
Fraud - Impersonation	2	2	1	0
Fraud - Welfare	0	0	0	0
Fraud - Wire	0	0	0	0
Motor Vehicle Theft	13	8	5	0
Robbery	0	0	0	0
Stolen Property Offenses	3	3	4	0
Theft - Pocket-picking	0	0	0	0
Theft - Purse Snatching	0	0	0	0
Theft - Shoplifting	54	48	50	4
Theft From Building	26	10	7	3
Theft From Coin Machine	0	0	0	0
Theft From Motor Vehicle	22	10	9	0
Theft of Motor Vehicle Parts	0	0	0	0
Theft - All Other Larceny	14	4	5	0
Crimes Against Society				
Drug/Narcotic Violations	74	74	84	11
Drug/Narcotic Equipment Violations	48	48	12	0
Gambling - Betting/Wagering	0	0	0	0
Gambling - Operating/Promoting	0	0	0	0
Gambling - Equipment Violations	0	0	0	0
Gambling - Sports Tampering	0	0	0	0
Pornography/Obscene Material	0	0	0	0
Prostitution	0	0	0	0
Prostitution Assisting/Promoting	0	0	0	0
Purchasing Prostitution	0	0	0	0
Weapon Law Violations	9	9	2	0
Total Group A Offenses	460	364	297	27



2013 Population Estimate	N/A
Offense Overview	
Offense Total	774
Number Cleared	312
Percent Cleared	40.31 %
Group A Crimes per 100,000 population	N/A
Arrest Overview	
Total Arrests	978
Adult Arrests	922
Juvenile Arrests	56
Unknown Age	0
Arrests per 100,000 population	N/A
Average number offenses/incident	1.12

Domestic Violence Victims		
Offense	Reported	Cleared
Murder	0	0
Aggravated Assault	19	17
Simple Assault	71	54
Intimidation	8	2
Stalking	1	0
Forcible Rape	1	1
Forcible Sodomy	0	0
Sexual Assault W/Object	1	0
Forcible Fondling	1	0
Incest	0	0
Statutory Rape	0	0
Kidnapping/Abduction	0	0
Total	102	74

TIBRS Group B Arrests		
Offense	Adult	Juvenile
Bad Checks	22	0
Curfew/Vagrancy	0	0
Disorderly Conduct	10	0
DUI	68	0
Drunkenness	27	0
Family-Non Violent	48	1
Liquor Law Violations	2	23
Peeping Tom	0	0
Trespass	6	1
All Other Offenses	482	6
Total Group B	665	31

TIBRS Group A Offenses	Offenses		Arrests	
	Reported	Cleared	Adult	Juvenile
Crimes Against Persons				
Murder	1	1	1	0
Negligent Manslaughter	0	0	0	0
Kidnapping/Abduction	1	0	0	0
Forcible Rape	4	1	1	0
Forcible Sodomy	1	0	0	0
Sexual Assault W/Object	1	0	0	0
Forcible Fondling	2	0	0	0
Incest	0	0	0	0
Statutory Rape	3	1	1	0
Aggravated Assault	36	28	21	1
Simple Assault	103	76	65	9
Intimidation	32	4	3	1
Stalking	1	0	0	0
Commercial Sex Acts	0	0	0	0
Involuntary Servitude	0	0	0	0
Crimes Against Property				
Arson	2	2	2	0
Bribery	0	0	0	0
Burglary	116	12	21	2
Counterfeiting/Forgery	1	1	1	0
Destruction/Damage/Vandalism	77	3	2	1
Embezzlement	0	0	0	0
Extortion/Blackmail	0	0	0	0
Fraud - False Pretenses	11	1	0	0
Fraud - Credit Card/ATM	3	1	1	0
Fraud - Impersonation	13	7	7	0
Fraud - Welfare	0	0	0	0
Fraud - Wire	0	0	0	0
Motor Vehicle Theft	28	10	8	3
Robbery	2	0	0	0
Stolen Property Offenses	0	0	0	0
Theft - Pocket-picking	0	0	0	0
Theft - Purse Snatching	0	0	0	0
Theft - Shoplifting	2	2	1	0
Theft From Building	69	12	13	0
Theft From Coin Machine	1	0	0	0
Theft From Motor Vehicle	28	6	5	0
Theft of Motor Vehicle Parts	23	1	1	0
Theft - All Other Larceny	78	8	8	0
Crimes Against Society				
Drug/Narcotic Violations	74	74	64	7
Drug/Narcotic Equipment Violations	51	51	23	0
Gambling - Betting/Wagering	0	0	0	0
Gambling - Operating/Promoting	0	0	0	0
Gambling - Equipment Violations	0	0	0	0
Gambling - Sports Tampering	0	0	0	0
Pornography/Obscene Material	0	0	0	0
Prostitution	0	0	0	0
Prostitution Assisting/Promoting	0	0	0	0
Purchasing Prostitution	0	0	0	0
Weapon Law Violations	10	10	8	1
Total Group A Offenses	774	312	257	25



2013 Population Estimate	N/A
Offense Overview	
Offense Total	210
Number Cleared	82
Percent Cleared	39.05 %
Group A Crimes per 100,000 population	N/A
Arrest Overview	
Total Arrests	209
Adult Arrests	209
Juvenile Arrests	0
Unknown Age	0
Arrests per 100,000 population	N/A
Average number offenses/incident	1.24

Domestic Violence Victims		
Offense	Reported	Cleared
Murder	0	0
Aggravated Assault	9	7
Simple Assault	8	8
Intimidation	0	0
Stalking	1	1
Forcible Rape	0	0
Forcible Sodomy	0	0
Sexual Assault W/Object	0	0
Forcible Fondling	0	0
Incest	0	0
Statutory Rape	0	0
Kidnapping/Abduction	0	0
Total	18	16

TIBRS Group B Arrests		
Offense	Adult	Juvenile
Bad Checks	0	0
Curfew/Vagrancy	0	0
Disorderly Conduct	1	0
DUI	10	0
Drunkenness	4	0
Family-Non Violent	0	0
Liquor Law Violations	2	0
Peeping Tom	0	0
Trespass	3	0
All Other Offenses	131	0
Total Group B	151	0

TIBRS Group A Offenses	Offenses		Arrests	
	Reported	Cleared	Adult	Juvenile
Crimes Against Persons				
Murder	0	0	0	0
Negligent Manslaughter	0	0	0	0
Kidnapping/Abduction	1	0	0	0
Forcible Rape	0	0	0	0
Forcible Sodomy	0	0	0	0
Sexual Assault W/Object	0	0	0	0
Forcible Fondling	0	0	0	0
Incest	0	0	0	0
Statutory Rape	0	0	0	0
Aggravated Assault	11	9	4	0
Simple Assault	13	13	11	0
Intimidation	0	0	0	0
Stalking	1	1	0	0
Commercial Sex Acts	0	0	0	0
Involuntary Servitude	0	0	0	0
Crimes Against Property				
Arson	1	1	1	0
Bribery	0	0	0	0
Burglary	40	5	4	0
Counterfeiting/Forgery	0	0	0	0
Destruction/Damage/Vandalism	35	6	2	0
Embezzlement	0	0	0	0
Extortion/Blackmail	0	0	0	0
Fraud - False Pretenses	0	0	0	0
Fraud - Credit Card/ATM	2	0	0	0
Fraud - Impersonation	0	0	0	0
Fraud - Welfare	0	0	0	0
Fraud - Wire	0	0	0	0
Motor Vehicle Theft	9	2	2	0
Robbery	0	0	0	0
Stolen Property Offenses	1	0	0	0
Theft - Pocket-picking	0	0	0	0
Theft - Purse Snatching	0	0	0	0
Theft - Shoplifting	1	0	0	0
Theft From Building	4	0	0	0
Theft From Coin Machine	0	0	0	0
Theft From Motor Vehicle	3	1	1	0
Theft of Motor Vehicle Parts	6	1	1	0
Theft - All Other Larceny	40	2	2	0
Crimes Against Society				
Drug/Narcotic Violations	22	21	18	0
Drug/Narcotic Equipment Violations	19	19	12	0
Gambling - Betting/Wagering	0	0	0	0
Gambling - Operating/Promoting	0	0	0	0
Gambling - Equipment Violations	0	0	0	0
Gambling - Sports Tampering	0	0	0	0
Pornography/Obscene Material	0	0	0	0
Prostitution	0	0	0	0
Prostitution Assisting/Promoting	0	0	0	0
Purchasing Prostitution	0	0	0	0
Weapon Law Violations	1	1	0	0
Total Group A Offenses	210	82	58	0



Warren County Sheriff's Office - 2014

2013 Population Estimate	N/A
Offense Overview	
Offense Total	910
Number Cleared	467
Percent Cleared	51.32 %
Group A Crimes per 100,000 population	N/A
Arrest Overview	
Total Arrests	1,878
Adult Arrests	1,659
Juvenile Arrests	219
Unknown Age	0
Arrests per 100,000 population	N/A
Average number offenses/incident	1.14

Domestic Violence Victims		
Offense	Reported	Cleared
Murder	0	0
Aggravated Assault	28	25
Simple Assault	78	60
Intimidation	7	6
Stalking	1	0
Forcible Rape	0	0
Forcible Sodomy	0	0
Sexual Assault W/Object	0	0
Forcible Fondling	0	0
Incest	0	0
Statutory Rape	1	0
Kidnapping/Abduction	1	1
Total	116	92

TIBRS Group B Arrests		
Offense	Adult	Juvenile
Bad Checks	37	0
Curfew/Vagrancy	0	0
Disorderly Conduct	8	12
DUI	71	2
Drunkenness	26	2
Family-Non Violent	68	0
Liquor Law Violations	9	10
Peeping Tom	0	0
Trespass	5	0
All Other Offenses	1,088	150
Total Group B	1,312	176

TIBRS Group A Offenses	Offenses		Arrests	
	Reported	Cleared	Adult	Juvenile
Crimes Against Persons				
Murder	0	0	0	0
Negligent Manslaughter	0	0	0	0
Kidnapping/Abduction	1	1	1	0
Forcible Rape	1	1	0	0
Forcible Sodomy	1	1	1	0
Sexual Assault W/Object	0	0	0	0
Forcible Fondling	2	0	0	0
Incest	0	0	0	0
Statutory Rape	1	0	0	0
Aggravated Assault	42	37	25	1
Simple Assault	114	93	62	19
Intimidation	10	7	6	0
Stalking	3	1	1	0
Commercial Sex Acts	0	0	0	0
Involuntary Servitude	0	0	0	0
Crimes Against Property				
Arson	4	1	0	0
Bribery	0	0	0	0
Burglary	159	29	46	1
Counterfeiting/Forgery	4	1	0	0
Destruction/Damage/Vandalism	79	24	10	2
Embezzlement	2	1	0	0
Extortion/Blackmail	0	0	0	0
Fraud - False Pretenses	10	5	5	0
Fraud - Credit Card/ATM	1	1	1	0
Fraud - Impersonation	2	2	1	0
Fraud - Welfare	0	0	0	0
Fraud - Wire	0	0	0	0
Motor Vehicle Theft	40	13	16	0
Robbery	1	1	2	0
Stolen Property Offenses	1	1	1	0
Theft - Pocket-picking	0	0	0	0
Theft - Purse Snatching	0	0	0	0
Theft - Shoplifting	1	0	0	0
Theft From Building	66	29	17	4
Theft From Coin Machine	6	3	2	0
Theft From Motor Vehicle	54	5	6	0
Theft of Motor Vehicle Parts	24	2	1	0
Theft - All Other Larceny	98	29	27	0
Crimes Against Society				
Drug/Narcotic Violations	94	92	93	12
Drug/Narcotic Equipment Violations	74	72	17	1
Gambling - Betting/Wagering	0	0	0	0
Gambling - Operating/Promoting	0	0	0	0
Gambling - Equipment Violations	0	0	0	0
Gambling - Sports Tampering	0	0	0	0
Pornography/Obscene Material	1	1	1	0
Prostitution	0	0	0	0
Prostitution Assisting/Promoting	0	0	0	0
Purchasing Prostitution	0	0	0	0
Weapon Law Violations	14	14	5	3
Total Group A Offenses	910	467	347	43



Washington County Sheriff's Office - 2014

2013 Population Estimate	N/A
Offense Overview	
Offense Total	2,209
Number Cleared	1,103
Percent Cleared	49.93 %
Group A Crimes per 100,000 population	N/A
Arrest Overview	
Total Arrests	3,241
Adult Arrests	3,171
Juvenile Arrests	70
Unknown Age	0
Arrests per 100,000 population	N/A
Average number offenses/incident	1.21

Domestic Violence Victims		
Offense	Reported	Cleared
Murder	0	0
Aggravated Assault	81	70
Simple Assault	312	273
Intimidation	66	53
Stalking	1	1
Forcible Rape	3	0
Forcible Sodomy	0	0
Sexual Assault W/Object	0	0
Forcible Fondling	2	2
Incest	0	0
Statutory Rape	0	0
Kidnapping/Abduction	1	1
Total	466	400

TIBRS Group B Arrests		
Offense	Adult	Juvenile
Bad Checks	0	0
Curfew/Vagrancy	0	0
Disorderly Conduct	12	0
DUI	71	0
Drunkenness	97	2
Family-Non Violent	8	0
Liquor Law Violations	6	2
Peeping Tom	0	0
Trespass	13	0
All Other Offenses	2,161	16
Total Group B	2,368	20

TIBRS Group A Offenses	Offenses		Arrests	
	Reported	Cleared	Adult	Juvenile
Crimes Against Persons				
Murder	0	0	0	0
Negligent Manslaughter	0	0	0	0
Kidnapping/Abduction	4	3	3	0
Forcible Rape	7	2	0	0
Forcible Sodomy	0	0	0	0
Sexual Assault W/Object	0	0	0	0
Forcible Fondling	12	9	3	0
Incest	0	0	0	0
Statutory Rape	2	0	0	0
Aggravated Assault	140	106	86	3
Simple Assault	439	316	249	19
Intimidation	91	55	50	1
Stalking	1	1	1	0
Commercial Sex Acts	0	0	0	0
Involuntary Servitude	0	0	0	0
Crimes Against Property				
Arson	7	0	0	0
Bribery	0	0	0	0
Burglary	272	54	57	2
Counterfeiting/Forgery	13	7	4	0
Destruction/Damage/Vandalism	214	58	22	13
Embezzlement	4	0	0	0
Extortion/Blackmail	0	0	0	0
Fraud - False Pretenses	18	4	1	0
Fraud - Credit Card/ATM	26	6	1	0
Fraud - Impersonation	31	9	7	0
Fraud - Welfare	0	0	0	0
Fraud - Wire	3	0	0	0
Motor Vehicle Theft	50	18	8	0
Robbery	4	1	1	0
Stolen Property Offenses	7	7	5	0
Theft - Pocket-picking	0	0	0	0
Theft - Purse Snatching	0	0	0	0
Theft - Shoplifting	12	4	3	0
Theft From Building	93	24	8	0
Theft From Coin Machine	2	0	0	0
Theft From Motor Vehicle	75	13	5	0
Theft of Motor Vehicle Parts	17	1	1	0
Theft - All Other Larceny	275	62	46	1
Crimes Against Society				
Drug/Narcotic Violations	205	183	183	9
Drug/Narcotic Equipment Violations	164	142	51	2
Gambling - Betting/Wagering	0	0	0	0
Gambling - Operating/Promoting	0	0	0	0
Gambling - Equipment Violations	0	0	0	0
Gambling - Sports Tampering	0	0	0	0
Pornography/Obscene Material	0	0	0	0
Prostitution	0	0	0	0
Prostitution Assisting/Promoting	0	0	0	0
Purchasing Prostitution	0	0	0	0
Weapon Law Violations	21	18	8	0
Total Group A Offenses	2,209	1,103	803	50



2013 Population Estimate	N/A
Offense Overview	
Offense Total	306
Number Cleared	216
Percent Cleared	70.59 %
Group A Crimes per 100,000 population	N/A
Arrest Overview	
Total Arrests	669
Adult Arrests	664
Juvenile Arrests	5
Unknown Age	0
Arrests per 100,000 population	N/A
Average number offenses/incident	1.30

Domestic Violence Victims		
Offense	Reported	Cleared
Murder	0	0
Aggravated Assault	24	24
Simple Assault	21	21
Intimidation	0	0
Stalking	0	0
Forcible Rape	0	0
Forcible Sodomy	0	0
Sexual Assault W/Object	0	0
Forcible Fondling	0	0
Incest	0	0
Statutory Rape	0	0
Kidnapping/Abduction	0	0
Total	45	45

TIBRS Group B Arrests		
Offense	Adult	Juvenile
Bad Checks	68	0
Curfew/Vagrancy	0	0
Disorderly Conduct	2	0
DUI	25	1
Drunkenness	10	0
Family-Non Violent	42	0
Liquor Law Violations	17	1
Peeping Tom	0	0
Trespass	11	2
All Other Offenses	335	0
Total Group B	510	4

TIBRS Group A Offenses	Offenses		Arrests	
	Reported	Cleared	Adult	Juvenile
Crimes Against Persons				
Murder	0	0	0	0
Negligent Manslaughter	0	0	0	0
Kidnapping/Abduction	1	1	0	0
Forcible Rape	0	0	0	0
Forcible Sodomy	0	0	0	0
Sexual Assault W/Object	0	0	0	0
Forcible Fondling	0	0	0	0
Incest	0	0	0	0
Statutory Rape	1	1	1	0
Aggravated Assault	42	42	32	0
Simple Assault	28	28	24	0
Intimidation	0	0	0	0
Stalking	0	0	0	0
Commercial Sex Acts	0	0	0	0
Involuntary Servitude	0	0	0	0
Crimes Against Property				
Arson	1	1	1	0
Bribery	0	0	0	0
Burglary	31	3	3	0
Counterfeiting/Forgery	13	10	6	0
Destruction/Damage/Vandalism	37	16	12	0
Embezzlement	0	0	0	0
Extortion/Blackmail	0	0	0	0
Fraud - False Pretenses	14	11	5	0
Fraud - Credit Card/ATM	0	0	0	0
Fraud - Impersonation	2	0	0	0
Fraud - Welfare	0	0	0	0
Fraud - Wire	0	0	0	0
Motor Vehicle Theft	11	5	3	0
Robbery	0	0	0	0
Stolen Property Offenses	5	4	5	0
Theft - Pocket-picking	0	0	0	0
Theft - Purse Snatching	0	0	0	0
Theft - Shoplifting	2	1	1	0
Theft From Building	2	1	1	0
Theft From Coin Machine	0	0	0	0
Theft From Motor Vehicle	6	1	1	0
Theft of Motor Vehicle Parts	3	0	0	0
Theft - All Other Larceny	17	1	1	0
Crimes Against Society				
Drug/Narcotic Violations	51	51	43	1
Drug/Narcotic Equipment Violations	34	34	12	0
Gambling - Betting/Wagering	0	0	0	0
Gambling - Operating/Promoting	0	0	0	0
Gambling - Equipment Violations	0	0	0	0
Gambling - Sports Tampering	0	0	0	0
Pornography/Obscene Material	0	0	0	0
Prostitution	0	0	0	0
Prostitution Assisting/Promoting	0	0	0	0
Purchasing Prostitution	0	0	0	0
Weapon Law Violations	5	5	3	0
Total Group A Offenses	306	216	154	1



2013 Population Estimate	N/A
Offense Overview	
Offense Total	524
Number Cleared	335
Percent Cleared	63.93 %
Group A Crimes per 100,000 population	N/A
Arrest Overview	
Total Arrests	1,218
Adult Arrests	1,205
Juvenile Arrests	13
Unknown Age	0
Arrests per 100,000 population	N/A
Average number offenses/incident	1.20

Domestic Violence Victims		
Offense	Reported	Cleared
Murder	0	0
Aggravated Assault	12	10
Simple Assault	54	45
Intimidation	19	8
Stalking	0	0
Forcible Rape	1	1
Forcible Sodomy	0	0
Sexual Assault W/Object	0	0
Forcible Fondling	2	2
Incest	0	0
Statutory Rape	0	0
Kidnapping/Abduction	1	1
Total	89	67

TIBRS Group B Arrests		
Offense	Adult	Juvenile
Bad Checks	155	0
Curfew/Vagrancy	0	0
Disorderly Conduct	4	0
DUI	32	1
Drunkenness	18	0
Family-Non Violent	43	0
Liquor Law Violations	8	2
Peeping Tom	0	0
Trespass	2	0
All Other Offenses	643	0
Total Group B	905	3

TIBRS Group A Offenses	Offenses		Arrests	
	Reported	Cleared	Adult	Juvenile
Crimes Against Persons				
Murder	1	1	1	0
Negligent Manslaughter	0	0	0	0
Kidnapping/Abduction	2	1	1	0
Forcible Rape	2	2	2	0
Forcible Sodomy	0	0	0	0
Sexual Assault W/Object	0	0	0	0
Forcible Fondling	5	2	1	0
Incest	0	0	0	0
Statutory Rape	1	1	1	0
Aggravated Assault	20	17	14	1
Simple Assault	77	53	48	2
Intimidation	35	15	12	1
Stalking	0	0	0	0
Commercial Sex Acts	0	0	0	0
Involuntary Servitude	0	0	0	0
Crimes Against Property				
Arson	0	0	0	0
Bribery	0	0	0	0
Burglary	54	22	25	0
Counterfeiting/Forgery	0	0	0	0
Destruction/Damage/Vandalism	35	14	6	2
Embezzlement	0	0	0	0
Extortion/Blackmail	0	0	0	0
Fraud - False Pretenses	11	7	7	0
Fraud - Credit Card/ATM	1	0	0	0
Fraud - Impersonation	7	1	0	0
Fraud - Welfare	3	3	0	0
Fraud - Wire	0	0	0	0
Motor Vehicle Theft	13	1	2	0
Robbery	2	0	0	0
Stolen Property Offenses	1	1	1	0
Theft - Pocket-picking	0	0	0	0
Theft - Purse Snatching	0	0	0	0
Theft - Shoplifting	0	0	0	0
Theft From Building	16	5	5	1
Theft From Coin Machine	0	0	0	0
Theft From Motor Vehicle	15	0	0	0
Theft of Motor Vehicle Parts	1	0	0	0
Theft - All Other Larceny	37	4	3	0
Crimes Against Society				
Drug/Narcotic Violations	129	129	160	3
Drug/Narcotic Equipment Violations	51	51	8	0
Gambling - Betting/Wagering	0	0	0	0
Gambling - Operating/Promoting	0	0	0	0
Gambling - Equipment Violations	0	0	0	0
Gambling - Sports Tampering	0	0	0	0
Pornography/Obscene Material	0	0	0	0
Prostitution	0	0	0	0
Prostitution Assisting/Promoting	0	0	0	0
Purchasing Prostitution	0	0	0	0
Weapon Law Violations	5	5	3	0
Total Group A Offenses	524	335	300	10



2013 Population Estimate	N/A
Offense Overview	
Offense Total	961
Number Cleared	306
Percent Cleared	31.84 %
Group A Crimes per 100,000 population	N/A
Arrest Overview	
Total Arrests	585
Adult Arrests	556
Juvenile Arrests	29
Unknown Age	0
Arrests per 100,000 population	N/A
Average number offenses/incident	1.22

Domestic Violence Victims		
Offense	Reported	Cleared
Murder	0	0
Aggravated Assault	28	25
Simple Assault	100	74
Intimidation	14	2
Stalking	0	0
Forcible Rape	0	0
Forcible Sodomy	0	0
Sexual Assault W/Object	0	0
Forcible Fondling	2	0
Incest	0	0
Statutory Rape	2	1
Kidnapping/Abduction	0	0
Total	146	102

TIBRS Group B Arrests		
Offense	Adult	Juvenile
Bad Checks	1	0
Curfew/Vagrancy	0	2
Disorderly Conduct	3	1
DUI	48	0
Drunkenness	13	0
Family-Non Violent	0	0
Liquor Law Violations	9	5
Peeping Tom	0	0
Trespass	1	0
All Other Offenses	286	6
Total Group B	361	14

TIBRS Group A Offenses	Offenses		Arrests	
	Reported	Cleared	Adult	Juvenile
Crimes Against Persons				
Murder	1	1	2	0
Negligent Manslaughter	0	0	0	0
Kidnapping/Abduction	2	0	0	0
Forcible Rape	2	1	0	0
Forcible Sodomy	0	0	0	0
Sexual Assault W/Object	0	0	0	0
Forcible Fondling	9	3	0	0
Incest	0	0	0	0
Statutory Rape	3	1	1	0
Aggravated Assault	46	38	29	2
Simple Assault	153	105	53	5
Intimidation	37	4	2	1
Stalking	1	0	0	0
Commercial Sex Acts	0	0	0	0
Involuntary Servitude	0	0	0	0
Crimes Against Property				
Arson	5	1	1	0
Bribery	0	0	0	0
Burglary	65	4	3	0
Counterfeiting/Forgery	23	3	2	0
Destruction/Damage/Vandalism	107	5	6	0
Embezzlement	0	0	0	0
Extortion/Blackmail	0	0	0	0
Fraud - False Pretenses	14	0	0	0
Fraud - Credit Card/ATM	10	1	1	0
Fraud - Impersonation	4	2	1	0
Fraud - Welfare	1	0	0	0
Fraud - Wire	1	0	0	0
Motor Vehicle Theft	41	3	1	1
Robbery	6	2	1	0
Stolen Property Offenses	1	1	1	0
Theft - Pocket-picking	0	0	0	0
Theft - Purse Snatching	0	0	0	0
Theft - Shoplifting	7	2	2	0
Theft From Building	102	5	4	0
Theft From Coin Machine	0	0	0	0
Theft From Motor Vehicle	52	2	2	0
Theft of Motor Vehicle Parts	1	0	0	0
Theft - All Other Larceny	130	7	6	0
Crimes Against Society				
Drug/Narcotic Violations	84	64	61	6
Drug/Narcotic Equipment Violations	46	44	15	0
Gambling - Betting/Wagering	0	0	0	0
Gambling - Operating/Promoting	0	0	0	0
Gambling - Equipment Violations	0	0	0	0
Gambling - Sports Tampering	0	0	0	0
Pornography/Obscene Material	0	0	0	0
Prostitution	0	0	0	0
Prostitution Assisting/Promoting	0	0	0	0
Purchasing Prostitution	0	0	0	0
Weapon Law Violations	7	7	1	0
Total Group A Offenses	961	306	195	15



2013 Population Estimate	N/A
Offense Overview	
Offense Total	1,510
Number Cleared	905
Percent Cleared	59.93 %
Group A Crimes per 100,000 population	N/A
Arrest Overview	
Total Arrests	3,367
Adult Arrests	3,207
Juvenile Arrests	160
Unknown Age	0
Arrests per 100,000 population	N/A
Average number offenses/incident	1.19

Domestic Violence Victims		
Offense	Reported	Cleared
Murder	1	1
Aggravated Assault	24	23
Simple Assault	134	125
Intimidation	18	16
Stalking	2	1
Forcible Rape	1	0
Forcible Sodomy	0	0
Sexual Assault W/Object	0	0
Forcible Fondling	2	1
Incest	0	0
Statutory Rape	1	1
Kidnapping/Abduction	1	1
Total	184	169

TIBRS Group B Arrests		
Offense	Adult	Juvenile
Bad Checks	18	0
Curfew/Vagrancy	0	1
Disorderly Conduct	8	6
DUI	146	4
Drunkenness	26	11
Family-Non Violent	116	0
Liquor Law Violations	41	21
Peeping Tom	2	0
Trespass	2	1
All Other Offenses	2,343	11
Total Group B	2,702	55

TIBRS Group A Offenses	Offenses		Arrests	
	Reported	Cleared	Adult	Juvenile
Crimes Against Persons				
Murder	1	1	1	0
Negligent Manslaughter	0	0	0	0
Kidnapping/Abduction	1	1	0	0
Forcible Rape	3	0	0	0
Forcible Sodomy	2	2	0	0
Sexual Assault W/Object	0	0	0	0
Forcible Fondling	8	6	1	1
Incest	0	0	0	0
Statutory Rape	2	2	2	0
Aggravated Assault	49	43	26	2
Simple Assault	248	226	80	32
Intimidation	40	26	5	2
Stalking	4	3	2	0
Commercial Sex Acts	0	0	0	0
Involuntary Servitude	0	0	0	0
Crimes Against Property				
Arson	2	0	0	0
Bribery	0	0	0	0
Burglary	124	22	27	1
Counterfeiting/Forgery	16	11	10	0
Destruction/Damage/Vandalism	127	30	11	7
Embezzlement	2	1	1	0
Extortion/Blackmail	1	0	0	0
Fraud - False Pretenses	68	19	14	1
Fraud - Credit Card/ATM	12	1	1	0
Fraud - Impersonation	17	6	4	1
Fraud - Welfare	0	0	0	0
Fraud - Wire	3	0	0	0
Motor Vehicle Theft	9	3	1	0
Robbery	4	3	3	0
Stolen Property Offenses	7	7	6	1
Theft - Pocket-picking	0	0	0	0
Theft - Purse Snatching	0	0	0	0
Theft - Shoplifting	16	13	10	0
Theft From Building	127	59	22	15
Theft From Coin Machine	0	0	0	0
Theft From Motor Vehicle	82	5	3	0
Theft of Motor Vehicle Parts	13	1	0	0
Theft - All Other Larceny	90	18	17	0
Crimes Against Society				
Drug/Narcotic Violations	245	218	213	30
Drug/Narcotic Equipment Violations	162	156	40	9
Gambling - Betting/Wagering	0	0	0	0
Gambling - Operating/Promoting	0	0	0	0
Gambling - Equipment Violations	0	0	0	0
Gambling - Sports Tampering	0	0	0	0
Pornography/Obscene Material	9	6	0	0
Prostitution	0	0	0	0
Prostitution Assisting/Promoting	0	0	0	0
Purchasing Prostitution	0	0	0	0
Weapon Law Violations	16	16	5	3
Total Group A Offenses	1,510	905	505	105



Wilson County Sheriff's Office - 2014

2013 Population Estimate	N/A
Offense Overview	
Offense Total	2,094
Number Cleared	586
Percent Cleared	27.98 %
Group A Crimes per 100,000 population	N/A
Arrest Overview	
Total Arrests	2,705
Adult Arrests	2,329
Juvenile Arrests	376
Unknown Age	0
Arrests per 100,000 population	N/A
Average number offenses/incident	1.17

Domestic Violence Victims		
Offense	Reported	Cleared
Murder	3	3
Aggravated Assault	58	35
Simple Assault	240	74
Intimidation	25	4
Stalking	0	0
Forcible Rape	1	0
Forcible Sodomy	0	0
Sexual Assault W/Object	0	0
Forcible Fondling	2	0
Incest	0	0
Statutory Rape	0	0
Kidnapping/Abduction	0	0
Total	329	116

TIBRS Group B Arrests		
Offense	Adult	Juvenile
Bad Checks	22	0
Curfew/Vagrancy	0	0
Disorderly Conduct	19	80
DUI	74	0
Drunkenness	45	23
Family-Non Violent	133	0
Liquor Law Violations	11	8
Peeping Tom	0	0
Trespass	6	1
All Other Offenses	1,663	104
Total Group B	1,973	216

TIBRS Group A Offenses	Offenses		Arrests	
	Reported	Cleared	Adult	Juvenile
Crimes Against Persons				
Murder	3	3	2	0
Negligent Manslaughter	0	0	0	0
Kidnapping/Abduction	2	2	1	0
Forcible Rape	1	0	0	0
Forcible Sodomy	0	0	0	0
Sexual Assault W/Object	0	0	0	0
Forcible Fondling	5	0	0	0
Incest	0	0	0	0
Statutory Rape	0	0	0	0
Aggravated Assault	89	52	44	3
Simple Assault	399	142	71	42
Intimidation	70	19	11	1
Stalking	0	0	0	0
Commercial Sex Acts	0	0	0	0
Involuntary Servitude	0	0	0	0
Crimes Against Property				
Arson	4	3	2	0
Bribery	2	1	1	0
Burglary	229	21	26	3
Counterfeiting/Forgery	14	4	0	1
Destruction/Damage/Vandalism	335	46	28	24
Embezzlement	0	0	0	0
Extortion/Blackmail	1	0	0	0
Fraud - False Pretenses	70	5	4	0
Fraud - Credit Card/ATM	12	1	1	0
Fraud - Impersonation	37	2	1	0
Fraud - Welfare	0	0	0	0
Fraud - Wire	0	0	0	0
Motor Vehicle Theft	48	7	6	0
Robbery	15	4	3	0
Stolen Property Offenses	0	0	0	0
Theft - Pocket-picking	0	0	0	0
Theft - Purse Snatching	0	0	0	0
Theft - Shoplifting	2	1	0	1
Theft From Building	116	6	4	1
Theft From Coin Machine	1	0	0	0
Theft From Motor Vehicle	133	3	3	0
Theft of Motor Vehicle Parts	4	1	0	0
Theft - All Other Larceny	266	42	19	22
Crimes Against Society				
Drug/Narcotic Violations	150	137	108	31
Drug/Narcotic Equipment Violations	62	61	21	15
Gambling - Betting/Wagering	0	0	0	0
Gambling - Operating/Promoting	0	0	0	0
Gambling - Equipment Violations	0	0	0	0
Gambling - Sports Tampering	0	0	0	0
Pornography/Obscene Material	2	1	0	1
Prostitution	0	0	0	0
Prostitution Assisting/Promoting	0	0	0	0
Purchasing Prostitution	0	0	0	0
Weapon Law Violations	22	22	0	15
Total Group A Offenses	2,094	586	356	160



MUNICIPAL
POLICE
DEPARTMENTS



CRIME IN 2014
TENNESSEE



Adamsville Police Department - 2014

2013 Population Estimate	2,252
Offense Overview	
Offense Total	131
Number Cleared	57
Percent Cleared	43.51 %
Group A Crimes per 100,000 population	5,817.1
Arrest Overview	
Total Arrests	80
Adult Arrests	69
Juvenile Arrests	11
Unknown Age	0
Arrests per 100,000 population	3,552.4
Average number offenses/incident	1.11

Domestic Violence Victims		
Offense	Reported	Cleared
Murder	1	1
Aggravated Assault	0	0
Simple Assault	17	14
Intimidation	0	0
Stalking	0	0
Forcible Rape	0	0
Forcible Sodomy	0	0
Sexual Assault W/Object	0	0
Forcible Fondling	0	0
Incest	0	0
Statutory Rape	0	0
Kidnapping/Abduction	0	0
Total	18	15

TIBRS Group B Arrests		
Offense	Adult	Juvenile
Bad Checks	0	0
Curfew/Vagrancy	0	2
Disorderly Conduct	0	0
DUI	21	0
Drunkenness	3	0
Family-Non Violent	0	0
Liquor Law Violations	1	1
Peeping Tom	0	0
Trespass	0	0
All Other Offenses	5	3
Total Group B	30	6

TIBRS Group A Offenses	Offenses		Arrests	
	Reported	Cleared	Adult	Juvenile
Crimes Against Persons				
Murder	1	1	1	0
Negligent Manslaughter	0	0	0	0
Kidnapping/Abduction	0	0	0	0
Forcible Rape	0	0	0	0
Forcible Sodomy	0	0	0	0
Sexual Assault W/Object	0	0	0	0
Forcible Fondling	0	0	0	0
Incest	0	0	0	0
Statutory Rape	1	0	0	0
Aggravated Assault	3	3	2	1
Simple Assault	23	17	11	1
Intimidation	8	1	1	0
Stalking	1	0	0	0
Commercial Sex Acts	0	0	0	0
Involuntary Servitude	0	0	0	0
Crimes Against Property				
Arson	0	0	0	0
Bribery	0	0	0	0
Burglary	8	0	0	0
Counterfeiting/Forgery	1	1	1	0
Destruction/Damage/Vandalism	20	3	2	0
Embezzlement	0	0	0	0
Extortion/Blackmail	0	0	0	0
Fraud - False Pretenses	3	1	0	0
Fraud - Credit Card/ATM	4	0	0	0
Fraud - Impersonation	0	0	0	0
Fraud - Welfare	0	0	0	0
Fraud - Wire	0	0	0	0
Motor Vehicle Theft	2	0	0	0
Robbery	0	0	0	0
Stolen Property Offenses	0	0	0	0
Theft - Pocket-picking	0	0	0	0
Theft - Purse Snatching	0	0	0	0
Theft - Shoplifting	0	0	0	0
Theft From Building	12	3	1	2
Theft From Coin Machine	0	0	0	0
Theft From Motor Vehicle	5	0	0	0
Theft of Motor Vehicle Parts	0	0	0	0
Theft - All Other Larceny	12	1	1	0
Crimes Against Society				
Drug/Narcotic Violations	14	14	10	0
Drug/Narcotic Equipment Violations	11	10	8	1
Gambling - Betting/Wagering	0	0	0	0
Gambling - Operating/Promoting	0	0	0	0
Gambling - Equipment Violations	0	0	0	0
Gambling - Sports Tampering	0	0	0	0
Pornography/Obscene Material	0	0	0	0
Prostitution	0	0	0	0
Prostitution Assisting/Promoting	1	1	1	0
Purchasing Prostitution	0	0	0	0
Weapon Law Violations	1	1	0	0
Total Group A Offenses	131	57	39	5



Alamo Police Department - 2014

2013 Population Estimate	2,487
Offense Overview	
Offense Total	151
Number Cleared	82
Percent Cleared	54.30 %
Group A Crimes per 100,000 population	6,071.6
Arrest Overview	
Total Arrests	106
Adult Arrests	93
Juvenile Arrests	13
Unknown Age	0
Arrests per 100,000 population	4,262.2
Average number offenses/incident	1.14

Domestic Violence Victims		
Offense	Reported	Cleared
Murder	0	0
Aggravated Assault	8	8
Simple Assault	15	13
Intimidation	6	4
Stalking	1	1
Forcible Rape	0	0
Forcible Sodomy	0	0
Sexual Assault W/Object	0	0
Forcible Fondling	0	0
Incest	0	0
Statutory Rape	0	0
Kidnapping/Abduction	0	0
Total	30	26

TIBRS Group B Arrests		
Offense	Adult	Juvenile
Bad Checks	1	0
Curfew/Vagrancy	0	0
Disorderly Conduct	3	1
DUI	5	0
Drunkenness	6	0
Family-Non Violent	1	0
Liquor Law Violations	0	0
Peeping Tom	0	0
Trespass	4	0
All Other Offenses	10	1
Total Group B	30	2

TIBRS Group A Offenses	Offenses		Arrests	
	Reported	Cleared	Adult	Juvenile
Crimes Against Persons				
Murder	0	0	0	0
Negligent Manslaughter	0	0	0	0
Kidnapping/Abduction	0	0	0	0
Forcible Rape	0	0	0	0
Forcible Sodomy	0	0	0	0
Sexual Assault W/Object	0	0	0	0
Forcible Fondling	0	0	0	0
Incest	0	0	0	0
Statutory Rape	0	0	0	0
Aggravated Assault	22	17	9	4
Simple Assault	28	21	18	0
Intimidation	15	7	6	0
Stalking	1	1	1	0
Commercial Sex Acts	0	0	0	0
Involuntary Servitude	0	0	0	0
Crimes Against Property				
Arson	0	0	0	0
Bribery	0	0	0	0
Burglary	6	1	1	0
Counterfeiting/Forgery	4	2	2	0
Destruction/Damage/Vandalism	14	4	3	1
Embezzlement	0	0	0	0
Extortion/Blackmail	0	0	0	0
Fraud - False Pretenses	6	1	0	0
Fraud - Credit Card/ATM	0	0	0	0
Fraud - Impersonation	0	0	0	0
Fraud - Welfare	0	0	0	0
Fraud - Wire	0	0	0	0
Motor Vehicle Theft	5	3	1	1
Robbery	0	0	0	0
Stolen Property Offenses	0	0	0	0
Theft - Pocket-picking	0	0	0	0
Theft - Purse Snatching	1	0	0	0
Theft - Shoplifting	11	8	7	1
Theft From Building	21	6	6	2
Theft From Coin Machine	0	0	0	0
Theft From Motor Vehicle	4	1	1	0
Theft of Motor Vehicle Parts	0	0	0	0
Theft - All Other Larceny	6	3	2	1
Crimes Against Society				
Drug/Narcotic Violations	6	6	6	1
Drug/Narcotic Equipment Violations	1	1	0	0
Gambling - Betting/Wagering	0	0	0	0
Gambling - Operating/Promoting	0	0	0	0
Gambling - Equipment Violations	0	0	0	0
Gambling - Sports Tampering	0	0	0	0
Pornography/Obscene Material	0	0	0	0
Prostitution	0	0	0	0
Prostitution Assisting/Promoting	0	0	0	0
Purchasing Prostitution	0	0	0	0
Weapon Law Violations	0	0	0	0
Total Group A Offenses	151	82	63	11



Alcoa Police Department - 2014

2013 Population Estimate	8,640
Offense Overview	
Offense Total	1,326
Number Cleared	728
Percent Cleared	54.90 %
Group A Crimes per 100,000 population	15,347.2
Arrest Overview	
Total Arrests	833
Adult Arrests	803
Juvenile Arrests	30
Unknown Age	0
Arrests per 100,000 population	9,641.2
Average number offenses/incident	1.18

Domestic Violence Victims		
Offense	Reported	Cleared
Murder	0	0
Aggravated Assault	21	16
Simple Assault	91	42
Intimidation	12	2
Stalking	0	0
Forcible Rape	0	0
Forcible Sodomy	0	0
Sexual Assault W/Object	0	0
Forcible Fondling	0	0
Incest	1	0
Statutory Rape	0	0
Kidnapping/Abduction	0	0
Total	125	60

TIBRS Group B Arrests		
Offense	Adult	Juvenile
Bad Checks	0	0
Curfew/Vagrancy	0	4
Disorderly Conduct	3	0
DUI	133	0
Drunkenness	39	1
Family-Non Violent	0	0
Liquor Law Violations	40	0
Peeping Tom	0	0
Trespass	3	0
All Other Offenses	25	1
Total Group B	243	6

TIBRS Group A Offenses	Offenses		Arrests	
	Reported	Cleared	Adult	Juvenile
Crimes Against Persons				
Murder	0	0	0	0
Negligent Manslaughter	0	0	0	0
Kidnapping/Abduction	1	0	0	0
Forcible Rape	8	4	1	0
Forcible Sodomy	1	1	0	0
Sexual Assault W/Object	0	0	0	0
Forcible Fondling	6	2	1	0
Incest	1	0	0	0
Statutory Rape	2	2	2	0
Aggravated Assault	45	25	21	0
Simple Assault	140	59	43	0
Intimidation	26	4	4	0
Stalking	0	0	0	0
Commercial Sex Acts	0	0	0	0
Involuntary Servitude	0	0	0	0
Crimes Against Property				
Arson	0	0	0	0
Bribery	0	0	0	0
Burglary	51	7	5	0
Counterfeiting/Forgery	35	17	8	0
Destruction/Damage/Vandalism	62	14	12	2
Embezzlement	30	21	10	1
Extortion/Blackmail	0	0	0	0
Fraud - False Pretenses	106	47	21	2
Fraud - Credit Card/ATM	86	45	14	0
Fraud - Impersonation	4	4	1	0
Fraud - Welfare	0	0	0	0
Fraud - Wire	0	0	0	0
Motor Vehicle Theft	14	2	0	0
Robbery	10	5	6	0
Stolen Property Offenses	0	0	0	0
Theft - Pocket-picking	0	0	0	0
Theft - Purse Snatching	0	0	0	0
Theft - Shoplifting	241	196	205	16
Theft From Building	79	21	7	0
Theft From Coin Machine	3	1	2	0
Theft From Motor Vehicle	63	14	8	0
Theft of Motor Vehicle Parts	10	0	0	0
Theft - All Other Larceny	62	11	10	0
Crimes Against Society				
Drug/Narcotic Violations	116	109	116	3
Drug/Narcotic Equipment Violations	110	105	53	0
Gambling - Betting/Wagering	0	0	0	0
Gambling - Operating/Promoting	0	0	0	0
Gambling - Equipment Violations	0	0	0	0
Gambling - Sports Tampering	0	0	0	0
Pornography/Obscene Material	1	0	0	0
Prostitution	1	1	4	0
Prostitution Assisting/Promoting	0	0	0	0
Purchasing Prostitution	0	0	0	0
Weapon Law Violations	12	11	6	0
Total Group A Offenses	1,326	728	560	24



Alexandria Police Department - 2014

2013 Population Estimate	987
Offense Overview	
Offense Total	53
Number Cleared	22
Percent Cleared	41.51 %
Group A Crimes per 100,000 population	5,369.8
Arrest Overview	
Total Arrests	19
Adult Arrests	17
Juvenile Arrests	2
Unknown Age	0
Arrests per 100,000 population	1,925.0
Average number offenses/incident	1.13

Domestic Violence Victims		
Offense	Reported	Cleared
Murder	0	0
Aggravated Assault	3	2
Simple Assault	2	0
Intimidation	1	1
Stalking	0	0
Forcible Rape	0	0
Forcible Sodomy	0	0
Sexual Assault W/Object	0	0
Forcible Fondling	1	0
Incest	0	0
Statutory Rape	0	0
Kidnapping/Abduction	0	0
Total	7	3

TIBRS Group B Arrests		
Offense	Adult	Juvenile
Bad Checks	0	0
Curfew/Vagrancy	0	0
Disorderly Conduct	0	0
DUI	0	0
Drunkenness	0	0
Family-Non Violent	0	0
Liquor Law Violations	0	0
Peeping Tom	0	0
Trespass	0	0
All Other Offenses	0	0
Total Group B	0	0

TIBRS Group A Offenses	Offenses		Arrests	
	Reported	Cleared	Adult	Juvenile
Crimes Against Persons				
Murder	0	0	0	0
Negligent Manslaughter	0	0	0	0
Kidnapping/Abduction	0	0	0	0
Forcible Rape	0	0	0	0
Forcible Sodomy	0	0	0	0
Sexual Assault W/Object	0	0	0	0
Forcible Fondling	2	0	0	0
Incest	0	0	0	0
Statutory Rape	0	0	0	0
Aggravated Assault	5	4	3	0
Simple Assault	3	0	0	0
Intimidation	3	1	1	0
Stalking	0	0	0	0
Commercial Sex Acts	0	0	0	0
Involuntary Servitude	0	0	0	0
Crimes Against Property				
Arson	2	0	0	0
Bribery	0	0	0	0
Burglary	5	0	0	0
Counterfeiting/Forgery	1	1	1	0
Destruction/Damage/Vandalism	6	1	1	0
Embezzlement	0	0	0	0
Extortion/Blackmail	0	0	0	0
Fraud - False Pretenses	1	1	0	0
Fraud - Credit Card/ATM	0	0	0	0
Fraud - Impersonation	0	0	0	0
Fraud - Welfare	0	0	0	0
Fraud - Wire	0	0	0	0
Motor Vehicle Theft	2	0	0	0
Robbery	0	0	0	0
Stolen Property Offenses	0	0	0	0
Theft - Pocket-picking	0	0	0	0
Theft - Purse Snatching	0	0	0	0
Theft - Shoplifting	4	3	1	2
Theft From Building	2	1	1	0
Theft From Coin Machine	0	0	0	0
Theft From Motor Vehicle	3	0	0	0
Theft of Motor Vehicle Parts	2	0	0	0
Theft - All Other Larceny	2	0	0	0
Crimes Against Society				
Drug/Narcotic Violations	9	9	9	0
Drug/Narcotic Equipment Violations	1	1	0	0
Gambling - Betting/Wagering	0	0	0	0
Gambling - Operating/Promoting	0	0	0	0
Gambling - Equipment Violations	0	0	0	0
Gambling - Sports Tampering	0	0	0	0
Pornography/Obscene Material	0	0	0	0
Prostitution	0	0	0	0
Prostitution Assisting/Promoting	0	0	0	0
Purchasing Prostitution	0	0	0	0
Weapon Law Violations	0	0	0	0
Total Group A Offenses	53	22	17	2



Algood Police Department - 2014

2013 Population Estimate	3,563
Offense Overview	
Offense Total	295
Number Cleared	164
Percent Cleared	55.59 %
Group A Crimes per 100,000 population	8,279.5
Arrest Overview	
Total Arrests	207
Adult Arrests	185
Juvenile Arrests	22
Unknown Age	0
Arrests per 100,000 population	5,809.7
Average number offenses/incident	1.24

Domestic Violence Victims		
Offense	Reported	Cleared
Murder	0	0
Aggravated Assault	3	2
Simple Assault	23	23
Intimidation	8	5
Stalking	0	0
Forcible Rape	0	0
Forcible Sodomy	0	0
Sexual Assault W/Object	0	0
Forcible Fondling	0	0
Incest	0	0
Statutory Rape	1	0
Kidnapping/Abduction	0	0
Total	35	30

TIBRS Group B Arrests		
Offense	Adult	Juvenile
Bad Checks	0	0
Curfew/Vagrancy	0	0
Disorderly Conduct	2	4
DUI	30	3
Drunkenness	15	2
Family-Non Violent	7	0
Liquor Law Violations	7	0
Peeping Tom	0	0
Trespass	5	0
All Other Offenses	5	0
Total Group B	71	9

TIBRS Group A Offenses	Offenses		Arrests	
	Reported	Cleared	Adult	Juvenile
Crimes Against Persons				
Murder	0	0	0	0
Negligent Manslaughter	0	0	0	0
Kidnapping/Abduction	1	1	1	0
Forcible Rape	1	0	0	0
Forcible Sodomy	0	0	0	0
Sexual Assault W/Object	0	0	0	0
Forcible Fondling	0	0	0	0
Incest	0	0	0	0
Statutory Rape	1	0	0	0
Aggravated Assault	8	4	3	0
Simple Assault	34	28	24	0
Intimidation	11	5	5	0
Stalking	2	0	0	0
Commercial Sex Acts	0	0	0	0
Involuntary Servitude	0	0	0	0
Crimes Against Property				
Arson	1	0	0	0
Bribery	0	0	0	0
Burglary	17	2	4	5
Counterfeiting/Forgery	1	0	0	0
Destruction/Damage/Vandalism	15	3	1	0
Embezzlement	1	0	0	0
Extortion/Blackmail	0	0	0	0
Fraud - False Pretenses	9	2	1	0
Fraud - Credit Card/ATM	4	2	2	0
Fraud - Impersonation	5	4	3	0
Fraud - Welfare	0	0	0	0
Fraud - Wire	2	0	0	0
Motor Vehicle Theft	2	1	0	1
Robbery	1	1	0	0
Stolen Property Offenses	0	0	0	0
Theft - Pocket-picking	0	0	0	0
Theft - Purse Snatching	0	0	0	0
Theft - Shoplifting	51	29	25	3
Theft From Building	12	1	0	0
Theft From Coin Machine	0	0	0	0
Theft From Motor Vehicle	11	0	0	0
Theft of Motor Vehicle Parts	0	0	0	0
Theft - All Other Larceny	18	0	0	0
Crimes Against Society				
Drug/Narcotic Violations	40	37	34	4
Drug/Narcotic Equipment Violations	44	41	8	0
Gambling - Betting/Wagering	0	0	0	0
Gambling - Operating/Promoting	0	0	0	0
Gambling - Equipment Violations	0	0	0	0
Gambling - Sports Tampering	0	0	0	0
Pornography/Obscene Material	0	0	0	0
Prostitution	0	0	0	0
Prostitution Assisting/Promoting	0	0	0	0
Purchasing Prostitution	0	0	0	0
Weapon Law Violations	3	3	3	0
Total Group A Offenses	295	164	114	13



Ardmore Police Department - 2014

2013 Population Estimate	1,205
Offense Overview	
Offense Total	53
Number Cleared	14
Percent Cleared	26.42 %
Group A Crimes per 100,000 population	4,398.3
Arrest Overview	
Total Arrests	38
Adult Arrests	38
Juvenile Arrests	0
Unknown Age	0
Arrests per 100,000 population	3,153.5
Average number offenses/incident	1.08

Domestic Violence Victims		
Offense	Reported	Cleared
Murder	0	0
Aggravated Assault	0	0
Simple Assault	5	3
Intimidation	1	0
Stalking	0	0
Forcible Rape	0	0
Forcible Sodomy	0	0
Sexual Assault W/Object	0	0
Forcible Fondling	0	0
Incest	0	0
Statutory Rape	0	0
Kidnapping/Abduction	0	0
Total	6	3

TIBRS Group B Arrests		
Offense	Adult	Juvenile
Bad Checks	0	0
Curfew/Vagrancy	0	0
Disorderly Conduct	0	0
DUI	6	0
Drunkenness	7	0
Family-Non Violent	0	0
Liquor Law Violations	2	0
Peeping Tom	0	0
Trespass	0	0
All Other Offenses	8	0
Total Group B	23	0

TIBRS Group A Offenses	Offenses		Arrests	
	Reported	Cleared	Adult	Juvenile
Crimes Against Persons				
Murder	0	0	0	0
Negligent Manslaughter	0	0	0	0
Kidnapping/Abduction	0	0	0	0
Forcible Rape	0	0	0	0
Forcible Sodomy	0	0	0	0
Sexual Assault W/Object	0	0	0	0
Forcible Fondling	1	0	0	0
Incest	0	0	0	0
Statutory Rape	0	0	0	0
Aggravated Assault	0	0	0	0
Simple Assault	9	3	3	0
Intimidation	3	0	0	0
Stalking	0	0	0	0
Commercial Sex Acts	0	0	0	0
Involuntary Servitude	0	0	0	0
Crimes Against Property				
Arson	0	0	0	0
Bribery	0	0	0	0
Burglary	6	1	1	0
Counterfeiting/Forgery	4	0	0	0
Destruction/Damage/Vandalism	6	0	0	0
Embezzlement	0	0	0	0
Extortion/Blackmail	0	0	0	0
Fraud - False Pretenses	1	0	0	0
Fraud - Credit Card/ATM	0	0	0	0
Fraud - Impersonation	0	0	0	0
Fraud - Welfare	0	0	0	0
Fraud - Wire	0	0	0	0
Motor Vehicle Theft	3	0	0	0
Robbery	0	0	0	0
Stolen Property Offenses	0	0	0	0
Theft - Pocket-picking	0	0	0	0
Theft - Purse Snatching	0	0	0	0
Theft - Shoplifting	0	0	0	0
Theft From Building	1	0	0	0
Theft From Coin Machine	0	0	0	0
Theft From Motor Vehicle	8	1	0	0
Theft of Motor Vehicle Parts	0	0	0	0
Theft - All Other Larceny	2	0	0	0
Crimes Against Society				
Drug/Narcotic Violations	8	8	10	0
Drug/Narcotic Equipment Violations	1	1	1	0
Gambling - Betting/Wagering	0	0	0	0
Gambling - Operating/Promoting	0	0	0	0
Gambling - Equipment Violations	0	0	0	0
Gambling - Sports Tampering	0	0	0	0
Pornography/Obscene Material	0	0	0	0
Prostitution	0	0	0	0
Prostitution Assisting/Promoting	0	0	0	0
Purchasing Prostitution	0	0	0	0
Weapon Law Violations	0	0	0	0
Total Group A Offenses	53	14	15	0



Ashland City Police Department - 2014

2013 Population Estimate	4,660
Offense Overview	
Offense Total	408
Number Cleared	208
Percent Cleared	50.98 %
Group A Crimes per 100,000 population	8,755.4
Arrest Overview	
Total Arrests	490
Adult Arrests	466
Juvenile Arrests	24
Unknown Age	0
Arrests per 100,000 population	10,515.0
Average number offenses/incident	1.20

Domestic Violence Victims		
Offense	Reported	Cleared
Murder	0	0
Aggravated Assault	12	6
Simple Assault	24	19
Intimidation	7	3
Stalking	0	0
Forcible Rape	0	0
Forcible Sodomy	0	0
Sexual Assault W/Object	0	0
Forcible Fondling	0	0
Incest	0	0
Statutory Rape	0	0
Kidnapping/Abduction	1	1
Total	44	29

TIBRS Group B Arrests		
Offense	Adult	Juvenile
Bad Checks	0	0
Curfew/Vagrancy	0	1
Disorderly Conduct	2	0
DUI	30	0
Drunkenness	18	0
Family-Non Violent	0	0
Liquor Law Violations	4	0
Peeping Tom	1	0
Trespass	0	0
All Other Offenses	254	0
Total Group B	309	1

TIBRS Group A Offenses	Offenses		Arrests	
	Reported	Cleared	Adult	Juvenile
Crimes Against Persons				
Murder	0	0	0	0
Negligent Manslaughter	0	0	0	0
Kidnapping/Abduction	1	1	1	0
Forcible Rape	1	1	1	0
Forcible Sodomy	0	0	0	0
Sexual Assault W/Object	0	0	0	0
Forcible Fondling	1	0	0	0
Incest	0	0	0	0
Statutory Rape	0	0	0	0
Aggravated Assault	18	11	6	2
Simple Assault	50	29	21	0
Intimidation	29	16	9	0
Stalking	0	0	0	0
Commercial Sex Acts	0	0	0	0
Involuntary Servitude	0	0	0	0
Crimes Against Property				
Arson	0	0	0	0
Bribery	0	0	0	0
Burglary	22	3	2	5
Counterfeiting/Forgery	8	7	8	0
Destruction/Damage/Vandalism	37	8	3	1
Embezzlement	5	4	4	0
Extortion/Blackmail	0	0	0	0
Fraud - False Pretenses	6	1	0	0
Fraud - Credit Card/ATM	7	3	1	1
Fraud - Impersonation	13	9	7	0
Fraud - Welfare	0	0	0	0
Fraud - Wire	0	0	0	0
Motor Vehicle Theft	13	5	3	4
Robbery	2	1	1	0
Stolen Property Offenses	2	2	1	0
Theft - Pocket-picking	0	0	0	0
Theft - Purse Snatching	0	0	0	0
Theft - Shoplifting	37	25	31	0
Theft From Building	19	5	5	0
Theft From Coin Machine	0	0	0	0
Theft From Motor Vehicle	14	2	4	0
Theft of Motor Vehicle Parts	15	2	2	0
Theft - All Other Larceny	49	14	11	4
Crimes Against Society				
Drug/Narcotic Violations	36	36	34	6
Drug/Narcotic Equipment Violations	22	22	1	0
Gambling - Betting/Wagering	0	0	0	0
Gambling - Operating/Promoting	0	0	0	0
Gambling - Equipment Violations	0	0	0	0
Gambling - Sports Tampering	0	0	0	0
Pornography/Obscene Material	0	0	0	0
Prostitution	0	0	0	0
Prostitution Assisting/Promoting	0	0	0	0
Purchasing Prostitution	0	0	0	0
Weapon Law Violations	1	1	1	0
Total Group A Offenses	408	208	157	23



Athens Police Department - 2014

2013 Population Estimate	13,623
Offense Overview	
Offense Total	2,531
Number Cleared	854
Percent Cleared	33.74 %
Group A Crimes per 100,000 population	18,578.9
Arrest Overview	
Total Arrests	897
Adult Arrests	863
Juvenile Arrests	34
Unknown Age	0
Arrests per 100,000 population	6,584.5
Average number offenses/incident	1.19

Domestic Violence Victims		
Offense	Reported	Cleared
Murder	1	1
Aggravated Assault	51	30
Simple Assault	247	37
Intimidation	15	0
Stalking	1	1
Forcible Rape	2	1
Forcible Sodomy	0	0
Sexual Assault W/Object	0	0
Forcible Fondling	2	0
Incest	0	0
Statutory Rape	0	0
Kidnapping/Abduction	2	2
Total	321	72

TIBRS Group B Arrests		
Offense	Adult	Juvenile
Bad Checks	0	0
Curfew/Vagrancy	0	2
Disorderly Conduct	18	1
DUI	43	0
Drunkenness	41	2
Family-Non Violent	3	0
Liquor Law Violations	54	3
Peeping Tom	0	0
Trespass	18	0
All Other Offenses	65	4
Total Group B	242	12

	Offenses		Arrests	
	Reported	Cleared	Adult	Juvenile
TIBRS Group A Offenses				
Crimes Against Persons				
Murder	1	1	1	0
Negligent Manslaughter	0	0	0	0
Kidnapping/Abduction	6	3	3	0
Forcible Rape	4	2	1	1
Forcible Sodomy	0	0	0	0
Sexual Assault W/Object	0	0	0	0
Forcible Fondling	9	1	0	0
Incest	0	0	0	0
Statutory Rape	1	0	0	0
Aggravated Assault	121	52	42	1
Simple Assault	402	54	41	6
Intimidation	73	2	2	0
Stalking	4	4	4	0
Commercial Sex Acts	0	0	0	0
Involuntary Servitude	0	0	0	0
Crimes Against Property				
Arson	2	1	0	0
Bribery	0	0	0	0
Burglary	188	29	20	1
Counterfeiting/Forgery	52	18	18	0
Destruction/Damage/Vandalism	184	22	8	1
Embezzlement	16	4	4	0
Extortion/Blackmail	1	1	0	1
Fraud - False Pretenses	120	40	26	0
Fraud - Credit Card/ATM	82	33	8	0
Fraud - Impersonation	16	16	12	0
Fraud - Welfare	0	0	0	0
Fraud - Wire	0	0	0	0
Motor Vehicle Theft	50	8	7	1
Robbery	31	21	28	0
Stolen Property Offenses	9	7	8	0
Theft - Pocket-picking	1	0	0	0
Theft - Purse Snatching	0	0	0	0
Theft - Shoplifting	234	97	93	2
Theft From Building	170	20	20	0
Theft From Coin Machine	0	0	0	0
Theft From Motor Vehicle	130	13	11	0
Theft of Motor Vehicle Parts	43	3	2	0
Theft - All Other Larceny	148	15	17	0
Crimes Against Society				
Drug/Narcotic Violations	232	211	202	7
Drug/Narcotic Equipment Violations	161	146	34	0
Gambling - Betting/Wagering	0	0	0	0
Gambling - Operating/Promoting	0	0	0	0
Gambling - Equipment Violations	0	0	0	0
Gambling - Sports Tampering	0	0	0	0
Pornography/Obscene Material	2	1	0	0
Prostitution	0	0	0	0
Prostitution Assisting/Promoting	1	1	2	0
Purchasing Prostitution	0	0	0	0
Weapon Law Violations	37	28	7	1
Total Group A Offenses	2,531	854	621	22



Atoka Police Department - 2014

2013 Population Estimate	8,844
Offense Overview	
Offense Total	221
Number Cleared	99
Percent Cleared	44.80 %
Group A Crimes per 100,000 population	2,498.9
Arrest Overview	
Total Arrests	115
Adult Arrests	90
Juvenile Arrests	25
Unknown Age	0
Arrests per 100,000 population	1,300.3
Average number offenses/incident	1.19

Domestic Violence Victims		
Offense	Reported	Cleared
Murder	0	0
Aggravated Assault	8	8
Simple Assault	27	23
Intimidation	6	4
Stalking	0	0
Forcible Rape	0	0
Forcible Sodomy	0	0
Sexual Assault W/Object	0	0
Forcible Fondling	0	0
Incest	0	0
Statutory Rape	0	0
Kidnapping/Abduction	0	0
Total	41	35

TIBRS Group B Arrests		
Offense	Adult	Juvenile
Bad Checks	1	0
Curfew/Vagrancy	0	11
Disorderly Conduct	0	5
DUI	0	0
Drunkenness	4	0
Family-Non Violent	1	0
Liquor Law Violations	0	0
Peeping Tom	0	0
Trespass	0	0
All Other Offenses	10	0
Total Group B	16	16

TIBRS Group A Offenses	Offenses		Arrests	
	Reported	Cleared	Adult	Juvenile
Crimes Against Persons				
Murder	0	0	0	0
Negligent Manslaughter	0	0	0	0
Kidnapping/Abduction	0	0	0	0
Forcible Rape	1	1	0	1
Forcible Sodomy	1	0	0	0
Sexual Assault W/Object	0	0	0	0
Forcible Fondling	1	0	0	0
Incest	0	0	0	0
Statutory Rape	0	0	0	0
Aggravated Assault	12	12	6	1
Simple Assault	37	30	24	2
Intimidation	7	4	2	1
Stalking	0	0	0	0
Commercial Sex Acts	0	0	0	0
Involuntary Servitude	0	0	0	0
Crimes Against Property				
Arson	0	0	0	0
Bribery	0	0	0	0
Burglary	21	5	5	0
Counterfeiting/Forgery	1	0	0	0
Destruction/Damage/Vandalism	29	5	1	0
Embezzlement	0	0	0	0
Extortion/Blackmail	0	0	0	0
Fraud - False Pretenses	2	0	0	0
Fraud - Credit Card/ATM	5	1	0	0
Fraud - Impersonation	2	0	0	0
Fraud - Welfare	0	0	0	0
Fraud - Wire	0	0	0	0
Motor Vehicle Theft	6	0	0	0
Robbery	0	0	0	0
Stolen Property Offenses	1	0	0	0
Theft - Pocket-picking	0	0	0	0
Theft - Purse Snatching	0	0	0	0
Theft - Shoplifting	8	4	3	1
Theft From Building	8	2	2	0
Theft From Coin Machine	1	0	0	0
Theft From Motor Vehicle	22	3	3	0
Theft of Motor Vehicle Parts	1	0	0	0
Theft - All Other Larceny	26	3	4	0
Crimes Against Society				
Drug/Narcotic Violations	22	22	21	2
Drug/Narcotic Equipment Violations	7	7	3	1
Gambling - Betting/Wagering	0	0	0	0
Gambling - Operating/Promoting	0	0	0	0
Gambling - Equipment Violations	0	0	0	0
Gambling - Sports Tampering	0	0	0	0
Pornography/Obscene Material	0	0	0	0
Prostitution	0	0	0	0
Prostitution Assisting/Promoting	0	0	0	0
Purchasing Prostitution	0	0	0	0
Weapon Law Violations	0	0	0	0
Total Group A Offenses	221	99	74	9



Baileyton Police Department - 2014

2013 Population Estimate	429
Offense Overview	
Offense Total	38
Number Cleared	17
Percent Cleared	44.74 %
Group A Crimes per 100,000 population	8,857.8
Arrest Overview	
Total Arrests	27
Adult Arrests	27
Juvenile Arrests	0
Unknown Age	0
Arrests per 100,000 population	6,293.7
Average number offenses/incident	1.06

Domestic Violence Victims		
Offense	Reported	Cleared
Murder	0	0
Aggravated Assault	0	0
Simple Assault	1	1
Intimidation	2	0
Stalking	0	0
Forcible Rape	0	0
Forcible Sodomy	0	0
Sexual Assault W/Object	0	0
Forcible Fondling	0	0
Incest	0	0
Statutory Rape	0	0
Kidnapping/Abduction	0	0
Total	3	1

TIBRS Group B Arrests		
Offense	Adult	Juvenile
Bad Checks	0	0
Curfew/Vagrancy	0	0
Disorderly Conduct	1	0
DUI	7	0
Drunkenness	0	0
Family-Non Violent	0	0
Liquor Law Violations	0	0
Peeping Tom	0	0
Trespass	0	0
All Other Offenses	3	0
Total Group B	11	0

TIBRS Group A Offenses	Offenses		Arrests	
	Reported	Cleared	Adult	Juvenile
Crimes Against Persons				
Murder	0	0	0	0
Negligent Manslaughter	0	0	0	0
Kidnapping/Abduction	0	0	0	0
Forcible Rape	0	0	0	0
Forcible Sodomy	0	0	0	0
Sexual Assault W/Object	0	0	0	0
Forcible Fondling	0	0	0	0
Incest	0	0	0	0
Statutory Rape	0	0	0	0
Aggravated Assault	1	1	1	0
Simple Assault	6	3	2	0
Intimidation	3	0	0	0
Stalking	0	0	0	0
Commercial Sex Acts	0	0	0	0
Involuntary Servitude	0	0	0	0
Crimes Against Property				
Arson	0	0	0	0
Bribery	0	0	0	0
Burglary	0	0	0	0
Counterfeiting/Forgery	2	0	0	0
Destruction/Damage/Vandalism	3	0	0	0
Embezzlement	0	0	0	0
Extortion/Blackmail	0	0	0	0
Fraud - False Pretenses	0	0	0	0
Fraud - Credit Card/ATM	0	0	0	0
Fraud - Impersonation	0	0	0	0
Fraud - Welfare	0	0	0	0
Fraud - Wire	0	0	0	0
Motor Vehicle Theft	0	0	0	0
Robbery	0	0	0	0
Stolen Property Offenses	0	0	0	0
Theft - Pocket-picking	0	0	0	0
Theft - Purse Snatching	0	0	0	0
Theft - Shoplifting	9	5	5	0
Theft From Building	4	1	1	0
Theft From Coin Machine	0	0	0	0
Theft From Motor Vehicle	0	0	0	0
Theft of Motor Vehicle Parts	0	0	0	0
Theft - All Other Larceny	3	0	0	0
Crimes Against Society				
Drug/Narcotic Violations	5	5	5	0
Drug/Narcotic Equipment Violations	2	2	2	0
Gambling - Betting/Wagering	0	0	0	0
Gambling - Operating/Promoting	0	0	0	0
Gambling - Equipment Violations	0	0	0	0
Gambling - Sports Tampering	0	0	0	0
Pornography/Obscene Material	0	0	0	0
Prostitution	0	0	0	0
Prostitution Assisting/Promoting	0	0	0	0
Purchasing Prostitution	0	0	0	0
Weapon Law Violations	0	0	0	0
Total Group A Offenses	38	17	16	0



Baneberry Police Department - 2014

2013 Population Estimate	502
Offense Overview	
Offense Total	3
Number Cleared	1
Percent Cleared	33.33 %
Group A Crimes per 100,000 population	597.6
Arrest Overview	
Total Arrests	1
Adult Arrests	1
Juvenile Arrests	0
Unknown Age	0
Arrests per 100,000 population	199.2
Average number offenses/incident	1.50

Domestic Violence Victims		
Offense	Reported	Cleared
Murder	0	0
Aggravated Assault	0	0
Simple Assault	0	0
Intimidation	0	0
Stalking	0	0
Forcible Rape	0	0
Forcible Sodomy	0	0
Sexual Assault W/Object	0	0
Forcible Fondling	0	0
Incest	0	0
Statutory Rape	0	0
Kidnapping/Abduction	0	0
Total	0	0

TIBRS Group B Arrests		
Offense	Adult	Juvenile
Bad Checks	0	0
Curfew/Vagrancy	0	0
Disorderly Conduct	0	0
DUI	0	0
Drunkenness	0	0
Family-Non Violent	0	0
Liquor Law Violations	0	0
Peeping Tom	0	0
Trespass	0	0
All Other Offenses	0	0
Total Group B	0	0

TIBRS Group A Offenses	Offenses		Arrests	
	Reported	Cleared	Adult	Juvenile
Crimes Against Persons				
Murder	0	0	0	0
Negligent Manslaughter	0	0	0	0
Kidnapping/Abduction	0	0	0	0
Forcible Rape	0	0	0	0
Forcible Sodomy	0	0	0	0
Sexual Assault W/Object	0	0	0	0
Forcible Fondling	0	0	0	0
Incest	0	0	0	0
Statutory Rape	0	0	0	0
Aggravated Assault	0	0	0	0
Simple Assault	2	0	0	0
Intimidation	0	0	0	0
Stalking	0	0	0	0
Commercial Sex Acts	0	0	0	0
Involuntary Servitude	0	0	0	0
Crimes Against Property				
Arson	0	0	0	0
Bribery	0	0	0	0
Burglary	0	0	0	0
Counterfeiting/Forgery	0	0	0	0
Destruction/Damage/Vandalism	0	0	0	0
Embezzlement	0	0	0	0
Extortion/Blackmail	0	0	0	0
Fraud - False Pretenses	0	0	0	0
Fraud - Credit Card/ATM	0	0	0	0
Fraud - Impersonation	0	0	0	0
Fraud - Welfare	0	0	0	0
Fraud - Wire	0	0	0	0
Motor Vehicle Theft	0	0	0	0
Robbery	0	0	0	0
Stolen Property Offenses	0	0	0	0
Theft - Pocket-picking	0	0	0	0
Theft - Purse Snatching	0	0	0	0
Theft - Shoplifting	0	0	0	0
Theft From Building	0	0	0	0
Theft From Coin Machine	0	0	0	0
Theft From Motor Vehicle	1	1	1	0
Theft of Motor Vehicle Parts	0	0	0	0
Theft - All Other Larceny	0	0	0	0
Crimes Against Society				
Drug/Narcotic Violations	0	0	0	0
Drug/Narcotic Equipment Violations	0	0	0	0
Gambling - Betting/Wagering	0	0	0	0
Gambling - Operating/Promoting	0	0	0	0
Gambling - Equipment Violations	0	0	0	0
Gambling - Sports Tampering	0	0	0	0
Pornography/Obscene Material	0	0	0	0
Prostitution	0	0	0	0
Prostitution Assisting/Promoting	0	0	0	0
Purchasing Prostitution	0	0	0	0
Weapon Law Violations	0	0	0	0
Total Group A Offenses	3	1	1	0



Bartlett Police Department - 2014

2013 Population Estimate	58,226
Offense Overview	
Offense Total	2,838
Number Cleared	1,046
Percent Cleared	36.86 %
Group A Crimes per 100,000 population	4,874.1
Arrest Overview	
Total Arrests	2,326
Adult Arrests	2,028
Juvenile Arrests	298
Unknown Age	0
Arrests per 100,000 population	3,994.8
Average number offenses/incident	1.21

Domestic Violence Victims		
Offense	Reported	Cleared
Murder	0	0
Aggravated Assault	49	33
Simple Assault	263	123
Intimidation	61	11
Stalking	2	2
Forcible Rape	2	0
Forcible Sodomy	2	2
Sexual Assault W/Object	0	0
Forcible Fondling	0	0
Incest	0	0
Statutory Rape	1	0
Kidnapping/Abduction	6	2
Total	386	173

TIBRS Group B Arrests		
Offense	Adult	Juvenile
Bad Checks	3	0
Curfew/Vagrancy	0	28
Disorderly Conduct	3	13
DUI	90	0
Drunkenness	64	9
Family-Non Violent	0	0
Liquor Law Violations	8	3
Peeping Tom	0	0
Trespass	3	1
All Other Offenses	1,173	0
Total Group B	1,344	54

TIBRS Group A Offenses	Offenses		Arrests	
	Reported	Cleared	Adult	Juvenile
Crimes Against Persons				
Murder	0	0	0	0
Negligent Manslaughter	0	0	0	0
Kidnapping/Abduction	6	2	1	0
Forcible Rape	8	1	1	0
Forcible Sodomy	7	4	0	0
Sexual Assault W/Object	1	0	0	0
Forcible Fondling	11	4	0	3
Incest	0	0	0	0
Statutory Rape	1	0	0	0
Aggravated Assault	116	74	38	33
Simple Assault	442	191	104	62
Intimidation	198	22	9	7
Stalking	8	2	2	0
Commercial Sex Acts	0	0	0	0
Involuntary Servitude	0	0	0	0
Crimes Against Property				
Arson	2	2	0	2
Bribery	0	0	0	0
Burglary	162	13	9	6
Counterfeiting/Forgery	57	20	15	3
Destruction/Damage/Vandalism	229	43	12	20
Embezzlement	21	8	8	0
Extortion/Blackmail	1	0	0	0
Fraud - False Pretenses	85	22	7	1
Fraud - Credit Card/ATM	70	3	1	0
Fraud - Impersonation	76	16	13	0
Fraud - Welfare	0	0	0	0
Fraud - Wire	2	0	0	0
Motor Vehicle Theft	72	7	2	4
Robbery	25	8	9	5
Stolen Property Offenses	16	14	16	1
Theft - Pocket-picking	2	0	0	0
Theft - Purse Snatching	1	1	1	0
Theft - Shoplifting	201	126	133	19
Theft From Building	188	18	9	7
Theft From Coin Machine	3	0	0	0
Theft From Motor Vehicle	172	13	10	1
Theft of Motor Vehicle Parts	82	2	1	1
Theft - All Other Larceny	139	16	17	2
Crimes Against Society				
Drug/Narcotic Violations	258	252	237	44
Drug/Narcotic Equipment Violations	139	137	20	15
Gambling - Betting/Wagering	0	0	0	0
Gambling - Operating/Promoting	0	0	0	0
Gambling - Equipment Violations	0	0	0	0
Gambling - Sports Tampering	0	0	0	0
Pornography/Obscene Material	9	1	0	3
Prostitution	1	0	0	0
Prostitution Assisting/Promoting	0	0	0	0
Purchasing Prostitution	1	0	0	0
Weapon Law Violations	26	24	9	5
Total Group A Offenses	2,838	1,046	684	244



Baxter Police Department - 2014

2013 Population Estimate	1,391
Offense Overview	
Offense Total	125
Number Cleared	24
Percent Cleared	19.20 %
Group A Crimes per 100,000 population	8,986.3
Arrest Overview	
Total Arrests	46
Adult Arrests	43
Juvenile Arrests	3
Unknown Age	0
Arrests per 100,000 population	3,307.0
Average number offenses/incident	1.10

Domestic Violence Victims		
Offense	Reported	Cleared
Murder	0	0
Aggravated Assault	2	2
Simple Assault	14	8
Intimidation	1	0
Stalking	0	0
Forcible Rape	0	0
Forcible Sodomy	0	0
Sexual Assault W/Object	0	0
Forcible Fondling	0	0
Incest	0	0
Statutory Rape	0	0
Kidnapping/Abduction	0	0
Total	17	10

TIBRS Group B Arrests		
Offense	Adult	Juvenile
Bad Checks	0	0
Curfew/Vagrancy	0	0
Disorderly Conduct	1	0
DUI	11	0
Drunkenness	9	0
Family-Non Violent	0	0
Liquor Law Violations	0	0
Peeping Tom	0	0
Trespass	0	0
All Other Offenses	1	0
Total Group B	22	0

TIBRS Group A Offenses	Offenses		Arrests	
	Reported	Cleared	Adult	Juvenile
Crimes Against Persons				
Murder	0	0	0	0
Negligent Manslaughter	0	0	0	0
Kidnapping/Abduction	0	0	0	0
Forcible Rape	0	0	0	0
Forcible Sodomy	0	0	0	0
Sexual Assault W/Object	0	0	0	0
Forcible Fondling	0	0	0	0
Incest	0	0	0	0
Statutory Rape	0	0	0	0
Aggravated Assault	7	2	2	0
Simple Assault	24	8	7	0
Intimidation	11	0	0	0
Stalking	0	0	0	0
Commercial Sex Acts	0	0	0	0
Involuntary Servitude	0	0	0	0
Crimes Against Property				
Arson	0	0	0	0
Bribery	0	0	0	0
Burglary	9	0	0	0
Counterfeiting/Forgery	1	0	0	0
Destruction/Damage/Vandalism	9	1	0	3
Embezzlement	0	0	0	0
Extortion/Blackmail	0	0	0	0
Fraud - False Pretenses	1	0	0	0
Fraud - Credit Card/ATM	2	0	0	0
Fraud - Impersonation	1	1	0	0
Fraud - Welfare	0	0	0	0
Fraud - Wire	1	0	0	0
Motor Vehicle Theft	6	2	3	0
Robbery	0	0	0	0
Stolen Property Offenses	0	0	0	0
Theft - Pocket-picking	0	0	0	0
Theft - Purse Snatching	0	0	0	0
Theft - Shoplifting	9	2	3	0
Theft From Building	15	0	0	0
Theft From Coin Machine	0	0	0	0
Theft From Motor Vehicle	4	0	0	0
Theft of Motor Vehicle Parts	0	0	0	0
Theft - All Other Larceny	12	0	0	0
Crimes Against Society				
Drug/Narcotic Violations	8	5	5	0
Drug/Narcotic Equipment Violations	4	2	1	0
Gambling - Betting/Wagering	0	0	0	0
Gambling - Operating/Promoting	0	0	0	0
Gambling - Equipment Violations	0	0	0	0
Gambling - Sports Tampering	0	0	0	0
Pornography/Obscene Material	0	0	0	0
Prostitution	0	0	0	0
Prostitution Assisting/Promoting	0	0	0	0
Purchasing Prostitution	0	0	0	0
Weapon Law Violations	1	1	0	0
Total Group A Offenses	125	24	21	3



Bean Station Police Department - 2014

2013 Population Estimate	3,073
Offense Overview	
Offense Total	262
Number Cleared	135
Percent Cleared	51.53 %
Group A Crimes per 100,000 population	8,525.9
Arrest Overview	
Total Arrests	182
Adult Arrests	174
Juvenile Arrests	8
Unknown Age	0
Arrests per 100,000 population	5,922.6
Average number offenses/incident	1.11

Domestic Violence Victims		
Offense	Reported	Cleared
Murder	0	0
Aggravated Assault	4	4
Simple Assault	30	16
Intimidation	1	1
Stalking	0	0
Forcible Rape	1	0
Forcible Sodomy	0	0
Sexual Assault W/Object	0	0
Forcible Fondling	1	1
Incest	0	0
Statutory Rape	0	0
Kidnapping/Abduction	0	0
Total	37	22

TIBRS Group B Arrests		
Offense	Adult	Juvenile
Bad Checks	5	0
Curfew/Vagrancy	0	0
Disorderly Conduct	0	0
DUI	19	0
Drunkenness	8	0
Family-Non Violent	0	0
Liquor Law Violations	0	0
Peeping Tom	0	0
Trespass	0	0
All Other Offenses	29	1
Total Group B	61	1

TIBRS Group A Offenses	Offenses		Arrests	
	Reported	Cleared	Adult	Juvenile
Crimes Against Persons				
Murder	0	0	0	0
Negligent Manslaughter	0	0	0	0
Kidnapping/Abduction	1	1	0	0
Forcible Rape	1	0	0	0
Forcible Sodomy	0	0	0	0
Sexual Assault W/Object	0	0	0	0
Forcible Fondling	2	1	1	0
Incest	0	0	0	0
Statutory Rape	0	0	0	0
Aggravated Assault	9	5	5	0
Simple Assault	34	18	16	2
Intimidation	2	1	1	0
Stalking	0	0	0	0
Commercial Sex Acts	0	0	0	0
Involuntary Servitude	0	0	0	0
Crimes Against Property				
Arson	0	0	0	0
Bribery	0	0	0	0
Burglary	13	1	1	0
Counterfeiting/Forgery	2	2	2	0
Destruction/Damage/Vandalism	12	1	0	1
Embezzlement	0	0	0	0
Extortion/Blackmail	0	0	0	0
Fraud - False Pretenses	1	0	0	0
Fraud - Credit Card/ATM	3	1	0	0
Fraud - Impersonation	0	0	0	0
Fraud - Welfare	1	0	0	0
Fraud - Wire	0	0	0	0
Motor Vehicle Theft	10	3	0	2
Robbery	3	1	1	0
Stolen Property Offenses	0	0	0	0
Theft - Pocket-picking	0	0	0	0
Theft - Purse Snatching	0	0	0	0
Theft - Shoplifting	20	17	17	0
Theft From Building	25	3	2	0
Theft From Coin Machine	0	0	0	0
Theft From Motor Vehicle	9	0	0	0
Theft of Motor Vehicle Parts	6	0	0	0
Theft - All Other Larceny	34	6	7	0
Crimes Against Society				
Drug/Narcotic Violations	44	44	35	2
Drug/Narcotic Equipment Violations	30	30	25	0
Gambling - Betting/Wagering	0	0	0	0
Gambling - Operating/Promoting	0	0	0	0
Gambling - Equipment Violations	0	0	0	0
Gambling - Sports Tampering	0	0	0	0
Pornography/Obscene Material	0	0	0	0
Prostitution	0	0	0	0
Prostitution Assisting/Promoting	0	0	0	0
Purchasing Prostitution	0	0	0	0
Weapon Law Violations	0	0	0	0
Total Group A Offenses	262	135	113	7



Belle Meade Police Department - 2014

2013 Population Estimate	2,987
Offense Overview	
Offense Total	73
Number Cleared	16
Percent Cleared	21.92 %
Group A Crimes per 100,000 population	2,443.9
Arrest Overview	
Total Arrests	39
Adult Arrests	39
Juvenile Arrests	0
Unknown Age	0
Arrests per 100,000 population	1,305.7
Average number offenses/incident	1.09

Domestic Violence Victims		
Offense	Reported	Cleared
Murder	0	0
Aggravated Assault	0	0
Simple Assault	2	2
Intimidation	0	0
Stalking	0	0
Forcible Rape	0	0
Forcible Sodomy	0	0
Sexual Assault W/Object	0	0
Forcible Fondling	0	0
Incest	0	0
Statutory Rape	0	0
Kidnapping/Abduction	0	0
Total	2	2

TIBRS Group B Arrests		
Offense	Adult	Juvenile
Bad Checks	0	0
Curfew/Vagrancy	0	0
Disorderly Conduct	0	0
DUI	26	0
Drunkenness	1	0
Family-Non Violent	0	0
Liquor Law Violations	0	0
Peeping Tom	0	0
Trespass	0	0
All Other Offenses	0	0
Total Group B	27	0

TIBRS Group A Offenses	Offenses		Arrests	
	Reported	Cleared	Adult	Juvenile
Crimes Against Persons				
Murder	0	0	0	0
Negligent Manslaughter	0	0	0	0
Kidnapping/Abduction	0	0	0	0
Forcible Rape	0	0	0	0
Forcible Sodomy	0	0	0	0
Sexual Assault W/Object	0	0	0	0
Forcible Fondling	0	0	0	0
Incest	0	0	0	0
Statutory Rape	0	0	0	0
Aggravated Assault	0	0	0	0
Simple Assault	3	3	2	0
Intimidation	1	0	0	0
Stalking	1	0	0	0
Commercial Sex Acts	0	0	0	0
Involuntary Servitude	0	0	0	0
Crimes Against Property				
Arson	0	0	0	0
Bribery	0	0	0	0
Burglary	10	1	1	0
Counterfeiting/Forgery	0	0	0	0
Destruction/Damage/Vandalism	16	1	0	0
Embezzlement	0	0	0	0
Extortion/Blackmail	0	0	0	0
Fraud - False Pretenses	5	0	0	0
Fraud - Credit Card/ATM	2	1	0	0
Fraud - Impersonation	7	1	1	0
Fraud - Welfare	0	0	0	0
Fraud - Wire	0	0	0	0
Motor Vehicle Theft	1	0	0	0
Robbery	0	0	0	0
Stolen Property Offenses	0	0	0	0
Theft - Pocket-picking	0	0	0	0
Theft - Purse Snatching	0	0	0	0
Theft - Shoplifting	0	0	0	0
Theft From Building	3	0	0	0
Theft From Coin Machine	0	0	0	0
Theft From Motor Vehicle	13	1	1	0
Theft of Motor Vehicle Parts	0	0	0	0
Theft - All Other Larceny	5	2	2	0
Crimes Against Society				
Drug/Narcotic Violations	4	4	3	0
Drug/Narcotic Equipment Violations	2	2	2	0
Gambling - Betting/Wagering	0	0	0	0
Gambling - Operating/Promoting	0	0	0	0
Gambling - Equipment Violations	0	0	0	0
Gambling - Sports Tampering	0	0	0	0
Pornography/Obscene Material	0	0	0	0
Prostitution	0	0	0	0
Prostitution Assisting/Promoting	0	0	0	0
Purchasing Prostitution	0	0	0	0
Weapon Law Violations	0	0	0	0
Total Group A Offenses	73	16	12	0



Bells Police Department - 2014

2013 Population Estimate	2,444
Offense Overview	
Offense Total	157
Number Cleared	70
Percent Cleared	44.59 %
Group A Crimes per 100,000 population	6,423.9
Arrest Overview	
Total Arrests	87
Adult Arrests	86
Juvenile Arrests	1
Unknown Age	0
Arrests per 100,000 population	3,559.7
Average number offenses/incident	1.22

Domestic Violence Victims		
Offense	Reported	Cleared
Murder	0	0
Aggravated Assault	3	3
Simple Assault	13	6
Intimidation	6	3
Stalking	1	0
Forcible Rape	0	0
Forcible Sodomy	0	0
Sexual Assault W/Object	0	0
Forcible Fondling	1	1
Incest	0	0
Statutory Rape	0	0
Kidnapping/Abduction	0	0
Total	24	13

TIBRS Group B Arrests		
Offense	Adult	Juvenile
Bad Checks	0	0
Curfew/Vagrancy	0	0
Disorderly Conduct	0	0
DUI	10	0
Drunkenness	7	0
Family-Non Violent	0	0
Liquor Law Violations	3	0
Peeping Tom	1	0
Trespass	1	0
All Other Offenses	2	0
Total Group B	24	0

	Offenses		Arrests	
	Reported	Cleared	Adult	Juvenile
TIBRS Group A Offenses				
Crimes Against Persons				
Murder	0	0	0	0
Negligent Manslaughter	0	0	0	0
Kidnapping/Abduction	0	0	0	0
Forcible Rape	0	0	0	0
Forcible Sodomy	0	0	0	0
Sexual Assault W/Object	0	0	0	0
Forcible Fondling	1	1	1	0
Incest	0	0	0	0
Statutory Rape	2	2	2	0
Aggravated Assault	5	5	8	0
Simple Assault	25	14	16	0
Intimidation	16	7	7	0
Stalking	3	1	1	0
Commercial Sex Acts	0	0	0	0
Involuntary Servitude	0	0	0	0
Crimes Against Property				
Arson	0	0	0	0
Bribery	0	0	0	0
Burglary	13	2	2	0
Counterfeiting/Forgery	2	0	0	0
Destruction/Damage/Vandalism	23	1	0	0
Embezzlement	0	0	0	0
Extortion/Blackmail	0	0	0	0
Fraud - False Pretenses	1	0	0	0
Fraud - Credit Card/ATM	2	0	0	0
Fraud - Impersonation	0	0	0	0
Fraud - Welfare	0	0	0	0
Fraud - Wire	0	0	0	0
Motor Vehicle Theft	2	1	1	0
Robbery	1	0	0	0
Stolen Property Offenses	0	0	0	0
Theft - Pocket-picking	2	0	0	0
Theft - Purse Snatching	0	0	0	0
Theft - Shoplifting	4	4	4	0
Theft From Building	12	3	3	0
Theft From Coin Machine	0	0	0	0
Theft From Motor Vehicle	10	1	1	0
Theft of Motor Vehicle Parts	0	0	0	0
Theft - All Other Larceny	6	1	1	0
Crimes Against Society				
Drug/Narcotic Violations	17	17	14	1
Drug/Narcotic Equipment Violations	10	10	1	0
Gambling - Betting/Wagering	0	0	0	0
Gambling - Operating/Promoting	0	0	0	0
Gambling - Equipment Violations	0	0	0	0
Gambling - Sports Tampering	0	0	0	0
Pornography/Obscene Material	0	0	0	0
Prostitution	0	0	0	0
Prostitution Assisting/Promoting	0	0	0	0
Purchasing Prostitution	0	0	0	0
Weapon Law Violations	0	0	0	0
Total Group A Offenses	157	70	62	1



Benton Police Department - 2014

2013 Population Estimate	1,329
Offense Overview	
Offense Total	167
Number Cleared	124
Percent Cleared	74.25 %
Group A Crimes per 100,000 population	12,565.8
Arrest Overview	
Total Arrests	161
Adult Arrests	154
Juvenile Arrests	7
Unknown Age	0
Arrests per 100,000 population	12,114.4
Average number offenses/incident	1.21

Domestic Violence Victims		
Offense	Reported	Cleared
Murder	0	0
Aggravated Assault	0	0
Simple Assault	8	8
Intimidation	0	0
Stalking	0	0
Forcible Rape	0	0
Forcible Sodomy	0	0
Sexual Assault W/Object	0	0
Forcible Fondling	0	0
Incest	0	0
Statutory Rape	0	0
Kidnapping/Abduction	0	0
Total	8	8

TIBRS Group B Arrests		
Offense	Adult	Juvenile
Bad Checks	0	0
Curfew/Vagrancy	0	0
Disorderly Conduct	0	0
DUI	15	1
Drunkenness	10	0
Family-Non Violent	1	0
Liquor Law Violations	20	0
Peeping Tom	0	0
Trespass	0	0
All Other Offenses	4	0
Total Group B	50	1

TIBRS Group A Offenses	Offenses		Arrests	
	Reported	Cleared	Adult	Juvenile
Crimes Against Persons				
Murder	0	0	0	0
Negligent Manslaughter	0	0	0	0
Kidnapping/Abduction	1	1	1	0
Forcible Rape	0	0	0	0
Forcible Sodomy	0	0	0	0
Sexual Assault W/Object	0	0	0	0
Forcible Fondling	0	0	0	0
Incest	0	0	0	0
Statutory Rape	0	0	0	0
Aggravated Assault	1	1	0	0
Simple Assault	16	8	8	0
Intimidation	0	0	0	0
Stalking	0	0	0	0
Commercial Sex Acts	0	0	0	0
Involuntary Servitude	0	0	0	0
Crimes Against Property				
Arson	0	0	0	0
Bribery	0	0	0	0
Burglary	5	1	1	0
Counterfeiting/Forgery	8	4	6	0
Destruction/Damage/Vandalism	5	1	0	2
Embezzlement	0	0	0	0
Extortion/Blackmail	0	0	0	0
Fraud - False Pretenses	1	0	0	0
Fraud - Credit Card/ATM	2	0	0	0
Fraud - Impersonation	2	2	2	0
Fraud - Welfare	0	0	0	0
Fraud - Wire	1	0	0	0
Motor Vehicle Theft	1	1	0	0
Robbery	0	0	0	0
Stolen Property Offenses	0	0	0	0
Theft - Pocket-picking	0	0	0	0
Theft - Purse Snatching	0	0	0	0
Theft - Shoplifting	19	13	10	0
Theft From Building	3	1	4	0
Theft From Coin Machine	1	0	0	0
Theft From Motor Vehicle	1	1	2	0
Theft of Motor Vehicle Parts	1	1	1	0
Theft - All Other Larceny	18	9	9	0
Crimes Against Society				
Drug/Narcotic Violations	39	39	42	3
Drug/Narcotic Equipment Violations	40	39	16	1
Gambling - Betting/Wagering	0	0	0	0
Gambling - Operating/Promoting	0	0	0	0
Gambling - Equipment Violations	0	0	0	0
Gambling - Sports Tampering	0	0	0	0
Pornography/Obscene Material	0	0	0	0
Prostitution	0	0	0	0
Prostitution Assisting/Promoting	0	0	0	0
Purchasing Prostitution	0	0	0	0
Weapon Law Violations	2	2	2	0
Total Group A Offenses	167	124	104	6



Berry Hill Police Department - 2014

2013 Population Estimate	552
Offense Overview	
Offense Total	142
Number Cleared	37
Percent Cleared	26.06 %
Group A Crimes per 100,000 population	25,724.6
Arrest Overview	
Total Arrests	115
Adult Arrests	112
Juvenile Arrests	3
Unknown Age	0
Arrests per 100,000 population	20,833.3
Average number offenses/incident	1.10

Domestic Violence Victims		
Offense	Reported	Cleared
Murder	0	0
Aggravated Assault	0	0
Simple Assault	6	5
Intimidation	0	0
Stalking	0	0
Forcible Rape	0	0
Forcible Sodomy	1	0
Sexual Assault W/Object	0	0
Forcible Fondling	0	0
Incest	0	0
Statutory Rape	0	0
Kidnapping/Abduction	0	0
Total	7	5

TIBRS Group B Arrests		
Offense	Adult	Juvenile
Bad Checks	0	0
Curfew/Vagrancy	0	0
Disorderly Conduct	1	2
DUI	4	0
Drunkenness	9	0
Family-Non Violent	0	0
Liquor Law Violations	8	0
Peeping Tom	0	0
Trespass	13	0
All Other Offenses	49	0
Total Group B	84	2

TIBRS Group A Offenses	Offenses		Arrests	
	Reported	Cleared	Adult	Juvenile
Crimes Against Persons				
Murder	1	1	1	0
Negligent Manslaughter	0	0	0	0
Kidnapping/Abduction	0	0	0	0
Forcible Rape	0	0	0	0
Forcible Sodomy	1	0	0	0
Sexual Assault W/Object	0	0	0	0
Forcible Fondling	0	0	0	0
Incest	0	0	0	0
Statutory Rape	0	0	0	0
Aggravated Assault	2	1	2	0
Simple Assault	19	12	4	0
Intimidation	3	0	1	1
Stalking	0	0	0	0
Commercial Sex Acts	0	0	0	0
Involuntary Servitude	0	0	0	0
Crimes Against Property				
Arson	0	0	0	0
Bribery	1	0	0	0
Burglary	4	0	0	0
Counterfeiting/Forgery	2	0	1	0
Destruction/Damage/Vandalism	17	3	1	0
Embezzlement	5	1	0	0
Extortion/Blackmail	0	0	0	0
Fraud - False Pretenses	10	3	1	0
Fraud - Credit Card/ATM	2	0	0	0
Fraud - Impersonation	0	0	0	0
Fraud - Welfare	0	0	0	0
Fraud - Wire	0	0	0	0
Motor Vehicle Theft	1	0	0	0
Robbery	3	1	0	0
Stolen Property Offenses	0	0	0	0
Theft - Pocket-picking	1	0	0	0
Theft - Purse Snatching	0	0	0	0
Theft - Shoplifting	23	7	9	0
Theft From Building	15	1	0	0
Theft From Coin Machine	0	0	0	0
Theft From Motor Vehicle	7	0	0	0
Theft of Motor Vehicle Parts	7	0	0	0
Theft - All Other Larceny	12	1	3	0
Crimes Against Society				
Drug/Narcotic Violations	3	3	3	0
Drug/Narcotic Equipment Violations	3	3	2	0
Gambling - Betting/Wagering	0	0	0	0
Gambling - Operating/Promoting	0	0	0	0
Gambling - Equipment Violations	0	0	0	0
Gambling - Sports Tampering	0	0	0	0
Pornography/Obscene Material	0	0	0	0
Prostitution	0	0	0	0
Prostitution Assisting/Promoting	0	0	0	0
Purchasing Prostitution	0	0	0	0
Weapon Law Violations	0	0	0	0
Total Group A Offenses	142	37	28	1



2013 Population Estimate	548
Offense Overview	
Offense Total	21
Number Cleared	9
Percent Cleared	42.86 %
Group A Crimes per 100,000 population	3,832.1
Arrest Overview	
Total Arrests	11
Adult Arrests	11
Juvenile Arrests	0
Unknown Age	0
Arrests per 100,000 population	2,007.3
Average number offenses/incident	1.11

Domestic Violence Victims		
Offense	Reported	Cleared
Murder	0	0
Aggravated Assault	1	1
Simple Assault	3	3
Intimidation	0	0
Stalking	0	0
Forcible Rape	0	0
Forcible Sodomy	0	0
Sexual Assault W/Object	0	0
Forcible Fondling	0	0
Incest	0	0
Statutory Rape	0	0
Kidnapping/Abduction	1	1
Total	5	5

TIBRS Group B Arrests		
Offense	Adult	Juvenile
Bad Checks	0	0
Curfew/Vagrancy	0	0
Disorderly Conduct	0	0
DUI	0	0
Drunkenness	1	0
Family-Non Violent	0	0
Liquor Law Violations	0	0
Peeping Tom	0	0
Trespass	1	0
All Other Offenses	1	0
Total Group B	3	0

TIBRS Group A Offenses	Offenses		Arrests	
	Reported	Cleared	Adult	Juvenile
Crimes Against Persons				
Murder	0	0	0	0
Negligent Manslaughter	0	0	0	0
Kidnapping/Abduction	1	1	0	0
Forcible Rape	0	0	0	0
Forcible Sodomy	0	0	0	0
Sexual Assault W/Object	0	0	0	0
Forcible Fondling	0	0	0	0
Incest	0	0	0	0
Statutory Rape	0	0	0	0
Aggravated Assault	1	1	1	0
Simple Assault	6	5	5	0
Intimidation	0	0	0	0
Stalking	0	0	0	0
Commercial Sex Acts	0	0	0	0
Involuntary Servitude	0	0	0	0
Crimes Against Property				
Arson	1	0	0	0
Bribery	0	0	0	0
Burglary	1	0	0	0
Counterfeiting/Forgery	0	0	0	0
Destruction/Damage/Vandalism	2	1	1	0
Embezzlement	0	0	0	0
Extortion/Blackmail	0	0	0	0
Fraud - False Pretenses	0	0	0	0
Fraud - Credit Card/ATM	0	0	0	0
Fraud - Impersonation	0	0	0	0
Fraud - Welfare	0	0	0	0
Fraud - Wire	0	0	0	0
Motor Vehicle Theft	0	0	0	0
Robbery	0	0	0	0
Stolen Property Offenses	0	0	0	0
Theft - Pocket-picking	0	0	0	0
Theft - Purse Snatching	0	0	0	0
Theft - Shoplifting	0	0	0	0
Theft From Building	7	1	1	0
Theft From Coin Machine	0	0	0	0
Theft From Motor Vehicle	1	0	0	0
Theft of Motor Vehicle Parts	0	0	0	0
Theft - All Other Larceny	1	0	0	0
Crimes Against Society				
Drug/Narcotic Violations	0	0	0	0
Drug/Narcotic Equipment Violations	0	0	0	0
Gambling - Betting/Wagering	0	0	0	0
Gambling - Operating/Promoting	0	0	0	0
Gambling - Equipment Violations	0	0	0	0
Gambling - Sports Tampering	0	0	0	0
Pornography/Obscene Material	0	0	0	0
Prostitution	0	0	0	0
Prostitution Assisting/Promoting	0	0	0	0
Purchasing Prostitution	0	0	0	0
Weapon Law Violations	0	0	0	0
Total Group A Offenses	21	9	8	0



Blaine Police Department - 2014

2013 Population Estimate	1,856
Offense Overview	
Offense Total	45
Number Cleared	9
Percent Cleared	20.00 %
Group A Crimes per 100,000 population	2,424.6
Arrest Overview	
Total Arrests	11
Adult Arrests	11
Juvenile Arrests	0
Unknown Age	0
Arrests per 100,000 population	592.7
Average number offenses/incident	1.05

Domestic Violence Victims		
Offense	Reported	Cleared
Murder	0	0
Aggravated Assault	0	0
Simple Assault	1	1
Intimidation	1	0
Stalking	0	0
Forcible Rape	0	0
Forcible Sodomy	0	0
Sexual Assault W/Object	0	0
Forcible Fondling	0	0
Incest	0	0
Statutory Rape	0	0
Kidnapping/Abduction	0	0
Total	2	1

TIBRS Group B Arrests		
Offense	Adult	Juvenile
Bad Checks	0	0
Curfew/Vagrancy	0	0
Disorderly Conduct	0	0
DUI	0	0
Drunkenness	2	0
Family-Non Violent	0	0
Liquor Law Violations	0	0
Peeping Tom	0	0
Trespass	3	0
All Other Offenses	0	0
Total Group B	5	0

TIBRS Group A Offenses	Offenses		Arrests	
	Reported	Cleared	Adult	Juvenile
Crimes Against Persons				
Murder	0	0	0	0
Negligent Manslaughter	0	0	0	0
Kidnapping/Abduction	0	0	0	0
Forcible Rape	0	0	0	0
Forcible Sodomy	0	0	0	0
Sexual Assault W/Object	0	0	0	0
Forcible Fondling	0	0	0	0
Incest	0	0	0	0
Statutory Rape	0	0	0	0
Aggravated Assault	1	0	0	0
Simple Assault	2	1	1	0
Intimidation	2	0	0	0
Stalking	0	0	0	0
Commercial Sex Acts	0	0	0	0
Involuntary Servitude	0	0	0	0
Crimes Against Property				
Arson	0	0	0	0
Bribery	0	0	0	0
Burglary	9	4	3	0
Counterfeiting/Forgery	0	0	0	0
Destruction/Damage/Vandalism	9	1	0	0
Embezzlement	0	0	0	0
Extortion/Blackmail	0	0	0	0
Fraud - False Pretenses	0	0	0	0
Fraud - Credit Card/ATM	0	0	0	0
Fraud - Impersonation	3	0	0	0
Fraud - Welfare	0	0	0	0
Fraud - Wire	0	0	0	0
Motor Vehicle Theft	1	0	0	0
Robbery	0	0	0	0
Stolen Property Offenses	0	0	0	0
Theft - Pocket-picking	0	0	0	0
Theft - Purse Snatching	0	0	0	0
Theft - Shoplifting	1	0	0	0
Theft From Building	4	1	1	0
Theft From Coin Machine	0	0	0	0
Theft From Motor Vehicle	2	0	0	0
Theft of Motor Vehicle Parts	2	0	0	0
Theft - All Other Larceny	7	0	0	0
Crimes Against Society				
Drug/Narcotic Violations	1	1	1	0
Drug/Narcotic Equipment Violations	1	1	0	0
Gambling - Betting/Wagering	0	0	0	0
Gambling - Operating/Promoting	0	0	0	0
Gambling - Equipment Violations	0	0	0	0
Gambling - Sports Tampering	0	0	0	0
Pornography/Obscene Material	0	0	0	0
Prostitution	0	0	0	0
Prostitution Assisting/Promoting	0	0	0	0
Purchasing Prostitution	0	0	0	0
Weapon Law Violations	0	0	0	0
Total Group A Offenses	45	9	6	0



Bluff City Police Department - 2014

2013 Population Estimate	1,732
Offense Overview	
Offense Total	165
Number Cleared	69
Percent Cleared	41.82 %
Group A Crimes per 100,000 population	9,526.6
Arrest Overview	
Total Arrests	94
Adult Arrests	92
Juvenile Arrests	2
Unknown Age	0
Arrests per 100,000 population	5,427.3
Average number offenses/incident	1.36

Domestic Violence Victims		
Offense	Reported	Cleared
Murder	1	1
Aggravated Assault	3	3
Simple Assault	10	5
Intimidation	2	2
Stalking	0	0
Forcible Rape	0	0
Forcible Sodomy	1	0
Sexual Assault W/Object	0	0
Forcible Fondling	0	0
Incest	0	0
Statutory Rape	0	0
Kidnapping/Abduction	0	0
Total	17	11

TIBRS Group B Arrests		
Offense	Adult	Juvenile
Bad Checks	0	0
Curfew/Vagrancy	0	0
Disorderly Conduct	5	0
DUI	20	0
Drunkenness	6	0
Family-Non Violent	2	0
Liquor Law Violations	8	0
Peeping Tom	0	0
Trespass	1	0
All Other Offenses	6	0
Total Group B	48	0

TIBRS Group A Offenses	Offenses		Arrests	
	Reported	Cleared	Adult	Juvenile
Crimes Against Persons				
Murder	1	1	0	0
Negligent Manslaughter	0	0	0	0
Kidnapping/Abduction	0	0	0	0
Forcible Rape	0	0	0	0
Forcible Sodomy	1	0	0	0
Sexual Assault W/Object	0	0	0	0
Forcible Fondling	0	0	0	0
Incest	0	0	0	0
Statutory Rape	0	0	0	0
Aggravated Assault	9	9	5	1
Simple Assault	18	6	3	0
Intimidation	8	3	2	0
Stalking	0	0	0	0
Commercial Sex Acts	0	0	0	0
Involuntary Servitude	0	0	0	0
Crimes Against Property				
Arson	1	0	0	0
Bribery	0	0	0	0
Burglary	16	0	0	0
Counterfeiting/Forgery	4	0	0	0
Destruction/Damage/Vandalism	15	0	0	0
Embezzlement	0	0	0	0
Extortion/Blackmail	1	0	0	0
Fraud - False Pretenses	2	0	0	0
Fraud - Credit Card/ATM	0	0	0	0
Fraud - Impersonation	4	2	2	0
Fraud - Welfare	0	0	0	0
Fraud - Wire	2	0	0	0
Motor Vehicle Theft	1	0	0	0
Robbery	0	0	0	0
Stolen Property Offenses	0	0	0	0
Theft - Pocket-picking	0	0	0	0
Theft - Purse Snatching	0	0	0	0
Theft - Shoplifting	0	0	0	0
Theft From Building	10	1	1	0
Theft From Coin Machine	1	0	0	0
Theft From Motor Vehicle	4	0	0	0
Theft of Motor Vehicle Parts	0	0	0	0
Theft - All Other Larceny	8	0	0	0
Crimes Against Society				
Drug/Narcotic Violations	32	25	22	1
Drug/Narcotic Equipment Violations	25	20	7	0
Gambling - Betting/Wagering	0	0	0	0
Gambling - Operating/Promoting	0	0	0	0
Gambling - Equipment Violations	0	0	0	0
Gambling - Sports Tampering	0	0	0	0
Pornography/Obscene Material	0	0	0	0
Prostitution	0	0	0	0
Prostitution Assisting/Promoting	0	0	0	0
Purchasing Prostitution	0	0	0	0
Weapon Law Violations	2	2	2	0
Total Group A Offenses	165	69	44	2



Bolivar Police Department - 2014

2013 Population Estimate	5,241
Offense Overview	
Offense Total	584
Number Cleared	318
Percent Cleared	54.45 %
Group A Crimes per 100,000 population	11,142.9
Arrest Overview	
Total Arrests	425
Adult Arrests	370
Juvenile Arrests	55
Unknown Age	0
Arrests per 100,000 population	8,109.1
Average number offenses/incident	1.18

Domestic Violence Victims		
Offense	Reported	Cleared
Murder	0	0
Aggravated Assault	7	5
Simple Assault	42	39
Intimidation	2	2
Stalking	0	0
Forcible Rape	0	0
Forcible Sodomy	0	0
Sexual Assault W/Object	0	0
Forcible Fondling	0	0
Incest	0	0
Statutory Rape	0	0
Kidnapping/Abduction	0	0
Total	51	46

TIBRS Group B Arrests		
Offense	Adult	Juvenile
Bad Checks	0	0
Curfew/Vagrancy	0	3
Disorderly Conduct	15	16
DUI	53	0
Drunkenness	9	0
Family-Non Violent	1	0
Liquor Law Violations	10	1
Peeping Tom	0	0
Trespass	1	0
All Other Offenses	16	2
Total Group B	105	22

TIBRS Group A Offenses	Offenses		Arrests	
	Reported	Cleared	Adult	Juvenile
Crimes Against Persons				
Murder	1	0	0	0
Negligent Manslaughter	0	0	0	0
Kidnapping/Abduction	0	0	0	0
Forcible Rape	0	0	0	0
Forcible Sodomy	0	0	0	0
Sexual Assault W/Object	0	0	0	0
Forcible Fondling	1	0	0	0
Incest	0	0	0	0
Statutory Rape	1	1	1	0
Aggravated Assault	60	30	27	4
Simple Assault	89	75	61	8
Intimidation	14	8	8	0
Stalking	0	0	0	0
Commercial Sex Acts	0	0	0	0
Involuntary Servitude	0	0	0	0
Crimes Against Property				
Arson	1	0	0	0
Bribery	0	0	0	0
Burglary	59	13	8	1
Counterfeiting/Forgery	16	2	2	0
Destruction/Damage/Vandalism	69	18	6	2
Embezzlement	1	1	1	0
Extortion/Blackmail	0	0	0	0
Fraud - False Pretenses	6	3	2	0
Fraud - Credit Card/ATM	4	4	1	1
Fraud - Impersonation	3	2	1	0
Fraud - Welfare	0	0	0	0
Fraud - Wire	2	0	0	0
Motor Vehicle Theft	5	1	1	0
Robbery	9	1	2	0
Stolen Property Offenses	5	1	1	0
Theft - Pocket-picking	1	0	0	0
Theft - Purse Snatching	0	0	0	0
Theft - Shoplifting	65	58	64	12
Theft From Building	24	6	4	1
Theft From Coin Machine	1	0	0	0
Theft From Motor Vehicle	14	2	2	0
Theft of Motor Vehicle Parts	7	0	0	0
Theft - All Other Larceny	30	2	2	0
Crimes Against Society				
Drug/Narcotic Violations	66	63	66	4
Drug/Narcotic Equipment Violations	18	18	2	0
Gambling - Betting/Wagering	0	0	0	0
Gambling - Operating/Promoting	0	0	0	0
Gambling - Equipment Violations	0	0	0	0
Gambling - Sports Tampering	0	0	0	0
Pornography/Obscene Material	1	1	1	0
Prostitution	0	0	0	0
Prostitution Assisting/Promoting	0	0	0	0
Purchasing Prostitution	0	0	0	0
Weapon Law Violations	11	8	2	0
Total Group A Offenses	584	318	265	33



Bradford Police Department - 2014

2013 Population Estimate	1,022
Offense Overview	
Offense Total	58
Number Cleared	38
Percent Cleared	65.52 %
Group A Crimes per 100,000 population	5,675.1
Arrest Overview	
Total Arrests	42
Adult Arrests	42
Juvenile Arrests	0
Unknown Age	0
Arrests per 100,000 population	4,109.6
Average number offenses/incident	1.23

Domestic Violence Victims		
Offense	Reported	Cleared
Murder	0	0
Aggravated Assault	2	2
Simple Assault	8	7
Intimidation	4	3
Stalking	0	0
Forcible Rape	0	0
Forcible Sodomy	0	0
Sexual Assault W/Object	0	0
Forcible Fondling	0	0
Incest	0	0
Statutory Rape	0	0
Kidnapping/Abduction	0	0
Total	14	12

TIBRS Group B Arrests		
Offense	Adult	Juvenile
Bad Checks	0	0
Curfew/Vagrancy	0	0
Disorderly Conduct	0	0
DUI	7	0
Drunkenness	3	0
Family-Non Violent	0	0
Liquor Law Violations	0	0
Peeping Tom	0	0
Trespass	0	0
All Other Offenses	6	0
Total Group B	16	0

TIBRS Group A Offenses	Offenses		Arrests	
	Reported	Cleared	Adult	Juvenile
Crimes Against Persons				
Murder	0	0	0	0
Negligent Manslaughter	0	0	0	0
Kidnapping/Abduction	0	0	0	0
Forcible Rape	0	0	0	0
Forcible Sodomy	0	0	0	0
Sexual Assault W/Object	0	0	0	0
Forcible Fondling	0	0	0	0
Incest	0	0	0	0
Statutory Rape	0	0	0	0
Aggravated Assault	6	4	3	0
Simple Assault	10	8	6	0
Intimidation	8	5	4	0
Stalking	0	0	0	0
Commercial Sex Acts	0	0	0	0
Involuntary Servitude	0	0	0	0
Crimes Against Property				
Arson	0	0	0	0
Bribery	0	0	0	0
Burglary	4	1	1	0
Counterfeiting/Forgery	0	0	0	0
Destruction/Damage/Vandalism	3	2	1	0
Embezzlement	0	0	0	0
Extortion/Blackmail	0	0	0	0
Fraud - False Pretenses	0	0	0	0
Fraud - Credit Card/ATM	3	3	0	0
Fraud - Impersonation	1	0	0	0
Fraud - Welfare	0	0	0	0
Fraud - Wire	0	0	0	0
Motor Vehicle Theft	1	0	0	0
Robbery	0	0	0	0
Stolen Property Offenses	1	1	1	0
Theft - Pocket-picking	0	0	0	0
Theft - Purse Snatching	0	0	0	0
Theft - Shoplifting	2	2	2	0
Theft From Building	4	0	0	0
Theft From Coin Machine	0	0	0	0
Theft From Motor Vehicle	0	0	0	0
Theft of Motor Vehicle Parts	1	0	0	0
Theft - All Other Larceny	2	0	0	0
Crimes Against Society				
Drug/Narcotic Violations	6	6	7	0
Drug/Narcotic Equipment Violations	6	6	1	0
Gambling - Betting/Wagering	0	0	0	0
Gambling - Operating/Promoting	0	0	0	0
Gambling - Equipment Violations	0	0	0	0
Gambling - Sports Tampering	0	0	0	0
Pornography/Obscene Material	0	0	0	0
Prostitution	0	0	0	0
Prostitution Assisting/Promoting	0	0	0	0
Purchasing Prostitution	0	0	0	0
Weapon Law Violations	0	0	0	0
Total Group A Offenses	58	38	26	0



Brentwood Police Department - 2014

2013 Population Estimate	40,021
Offense Overview	
Offense Total	907
Number Cleared	361
Percent Cleared	39.80 %
Group A Crimes per 100,000 population	2,266.3
Arrest Overview	
Total Arrests	396
Adult Arrests	317
Juvenile Arrests	79
Unknown Age	0
Arrests per 100,000 population	989.5
Average number offenses/incident	1.18

Domestic Violence Victims		
Offense	Reported	Cleared
Murder	1	1
Aggravated Assault	2	2
Simple Assault	40	31
Intimidation	3	3
Stalking	0	0
Forcible Rape	0	0
Forcible Sodomy	0	0
Sexual Assault W/Object	0	0
Forcible Fondling	1	1
Incest	0	0
Statutory Rape	1	0
Kidnapping/Abduction	0	0
Total	48	38

TIBRS Group B Arrests		
Offense	Adult	Juvenile
Bad Checks	0	0
Curfew/Vagrancy	0	3
Disorderly Conduct	1	0
DUI	64	5
Drunkenness	8	0
Family-Non Violent	3	0
Liquor Law Violations	8	31
Peeping Tom	1	0
Trespass	1	0
All Other Offenses	19	8
Total Group B	105	47

TIBRS Group A Offenses	Offenses		Arrests	
	Reported	Cleared	Adult	Juvenile
Crimes Against Persons				
Murder	1	1	1	0
Negligent Manslaughter	0	0	0	0
Kidnapping/Abduction	0	0	0	0
Forcible Rape	3	1	1	0
Forcible Sodomy	1	0	0	0
Sexual Assault W/Object	0	0	0	0
Forcible Fondling	5	3	1	1
Incest	0	0	0	0
Statutory Rape	1	0	0	0
Aggravated Assault	9	8	5	0
Simple Assault	76	62	26	3
Intimidation	21	9	1	1
Stalking	1	1	1	0
Commercial Sex Acts	0	0	0	0
Involuntary Servitude	0	0	0	0
Crimes Against Property				
Arson	0	0	0	0
Bribery	0	0	0	0
Burglary	71	1	0	2
Counterfeiting/Forgery	29	11	8	0
Destruction/Damage/Vandalism	59	12	4	0
Embezzlement	15	10	7	0
Extortion/Blackmail	1	0	0	0
Fraud - False Pretenses	42	12	3	0
Fraud - Credit Card/ATM	36	2	2	0
Fraud - Impersonation	49	6	3	1
Fraud - Welfare	0	0	0	0
Fraud - Wire	4	0	0	0
Motor Vehicle Theft	6	3	2	1
Robbery	5	1	1	0
Stolen Property Offenses	7	7	10	0
Theft - Pocket-picking	3	1	0	1
Theft - Purse Snatching	0	0	0	0
Theft - Shoplifting	47	24	25	1
Theft From Building	88	9	8	1
Theft From Coin Machine	1	0	0	0
Theft From Motor Vehicle	92	3	1	0
Theft of Motor Vehicle Parts	11	0	0	0
Theft - All Other Larceny	43	0	0	0
Crimes Against Society				
Drug/Narcotic Violations	96	95	80	18
Drug/Narcotic Equipment Violations	67	67	19	1
Gambling - Betting/Wagering	0	0	0	0
Gambling - Operating/Promoting	0	0	0	0
Gambling - Equipment Violations	0	0	0	0
Gambling - Sports Tampering	0	0	0	0
Pornography/Obscene Material	3	1	0	0
Prostitution	0	0	0	0
Prostitution Assisting/Promoting	0	0	0	0
Purchasing Prostitution	0	0	0	0
Weapon Law Violations	14	11	3	1
Total Group A Offenses	907	361	212	32



Brighton Police Department - 2014

2013 Population Estimate	2,946
Offense Overview	
Offense Total	94
Number Cleared	14
Percent Cleared	14.89 %
Group A Crimes per 100,000 population	3,190.8
Arrest Overview	
Total Arrests	20
Adult Arrests	11
Juvenile Arrests	9
Unknown Age	0
Arrests per 100,000 population	678.9
Average number offenses/incident	1.12

Domestic Violence Victims		
Offense	Reported	Cleared
Murder	0	0
Aggravated Assault	3	2
Simple Assault	14	1
Intimidation	0	0
Stalking	0	0
Forcible Rape	0	0
Forcible Sodomy	0	0
Sexual Assault W/Object	0	0
Forcible Fondling	0	0
Incest	0	0
Statutory Rape	0	0
Kidnapping/Abduction	0	0
Total	17	3

TIBRS Group B Arrests		
Offense	Adult	Juvenile
Bad Checks	0	0
Curfew/Vagrancy	0	0
Disorderly Conduct	2	0
DUI	0	0
Drunkenness	0	0
Family-Non Violent	0	0
Liquor Law Violations	1	1
Peeping Tom	0	0
Trespass	0	0
All Other Offenses	3	0
Total Group B	6	1

TIBRS Group A Offenses	Offenses		Arrests	
	Reported	Cleared	Adult	Juvenile
Crimes Against Persons				
Murder	0	0	0	0
Negligent Manslaughter	0	0	0	0
Kidnapping/Abduction	0	0	0	0
Forcible Rape	0	0	0	0
Forcible Sodomy	0	0	0	0
Sexual Assault W/Object	0	0	0	0
Forcible Fondling	4	4	0	4
Incest	0	0	0	0
Statutory Rape	0	0	0	0
Aggravated Assault	7	2	2	0
Simple Assault	15	1	1	0
Intimidation	1	0	0	0
Stalking	0	0	0	0
Commercial Sex Acts	0	0	0	0
Involuntary Servitude	0	0	0	0
Crimes Against Property				
Arson	0	0	0	0
Bribery	0	0	0	0
Burglary	9	1	0	1
Counterfeiting/Forgery	1	0	0	0
Destruction/Damage/Vandalism	13	1	0	1
Embezzlement	0	0	0	0
Extortion/Blackmail	0	0	0	0
Fraud - False Pretenses	1	0	0	0
Fraud - Credit Card/ATM	1	0	0	0
Fraud - Impersonation	1	0	0	0
Fraud - Welfare	0	0	0	0
Fraud - Wire	0	0	0	0
Motor Vehicle Theft	8	0	0	0
Robbery	0	0	0	0
Stolen Property Offenses	0	0	0	0
Theft - Pocket-picking	0	0	0	0
Theft - Purse Snatching	0	0	0	0
Theft - Shoplifting	4	0	0	0
Theft From Building	1	0	0	0
Theft From Coin Machine	0	0	0	0
Theft From Motor Vehicle	10	0	0	0
Theft of Motor Vehicle Parts	1	0	0	0
Theft - All Other Larceny	8	0	0	0
Crimes Against Society				
Drug/Narcotic Violations	5	2	2	0
Drug/Narcotic Equipment Violations	1	1	0	1
Gambling - Betting/Wagering	0	0	0	0
Gambling - Operating/Promoting	0	0	0	0
Gambling - Equipment Violations	0	0	0	0
Gambling - Sports Tampering	0	0	0	0
Pornography/Obscene Material	0	0	0	0
Prostitution	0	0	0	0
Prostitution Assisting/Promoting	0	0	0	0
Purchasing Prostitution	0	0	0	0
Weapon Law Violations	3	2	0	1
Total Group A Offenses	94	14	5	8



Bristol Police Department - 2014

2013 Population Estimate	26,626
Offense Overview	
Offense Total	2,719
Number Cleared	1,523
Percent Cleared	56.01 %
Group A Crimes per 100,000 population	10,211.8
Arrest Overview	
Total Arrests	1,477
Adult Arrests	1,350
Juvenile Arrests	127
Unknown Age	0
Arrests per 100,000 population	5,547.2
Average number offenses/incident	1.27

Domestic Violence Victims		
Offense	Reported	Cleared
Murder	0	0
Aggravated Assault	39	33
Simple Assault	295	206
Intimidation	12	11
Stalking	6	5
Forcible Rape	2	1
Forcible Sodomy	0	0
Sexual Assault W/Object	0	0
Forcible Fondling	6	3
Incest	0	0
Statutory Rape	1	0
Kidnapping/Abduction	2	2
Total	363	261

TIBRS Group B Arrests		
Offense	Adult	Juvenile
Bad Checks	4	0
Curfew/Vagrancy	0	6
Disorderly Conduct	23	8
DUI	154	0
Drunkenness	147	1
Family-Non Violent	4	1
Liquor Law Violations	36	4
Peeping Tom	0	0
Trespass	21	0
All Other Offenses	120	6
Total Group B	509	26

TIBRS Group A Offenses	Offenses		Arrests	
	Reported	Cleared	Adult	Juvenile
Crimes Against Persons				
Murder	0	0	0	0
Negligent Manslaughter	0	0	0	0
Kidnapping/Abduction	2	2	2	0
Forcible Rape	5	2	0	0
Forcible Sodomy	0	0	0	0
Sexual Assault W/Object	0	0	0	0
Forcible Fondling	16	12	2	1
Incest	0	0	0	0
Statutory Rape	2	0	0	0
Aggravated Assault	110	88	39	5
Simple Assault	475	348	156	36
Intimidation	18	17	7	2
Stalking	8	7	5	0
Commercial Sex Acts	0	0	0	0
Involuntary Servitude	0	0	0	0
Crimes Against Property				
Arson	1	0	0	0
Bribery	0	0	0	0
Burglary	149	24	16	3
Counterfeiting/Forgery	59	32	18	0
Destruction/Damage/Vandalism	269	80	23	9
Embezzlement	9	6	3	1
Extortion/Blackmail	0	0	0	0
Fraud - False Pretenses	92	45	15	0
Fraud - Credit Card/ATM	107	70	43	0
Fraud - Impersonation	156	108	27	1
Fraud - Welfare	0	0	0	0
Fraud - Wire	1	0	0	0
Motor Vehicle Theft	57	25	9	1
Robbery	7	4	5	0
Stolen Property Offenses	5	4	2	1
Theft - Pocket-picking	0	0	0	0
Theft - Purse Snatching	0	0	0	0
Theft - Shoplifting	208	156	145	21
Theft From Building	168	63	28	3
Theft From Coin Machine	4	0	0	0
Theft From Motor Vehicle	98	11	6	0
Theft of Motor Vehicle Parts	50	1	1	0
Theft - All Other Larceny	244	87	65	3
Crimes Against Society				
Drug/Narcotic Violations	251	189	166	10
Drug/Narcotic Equipment Violations	130	125	46	3
Gambling - Betting/Wagering	0	0	0	0
Gambling - Operating/Promoting	1	1	4	0
Gambling - Equipment Violations	0	0	0	0
Gambling - Sports Tampering	0	0	0	0
Pornography/Obscene Material	1	1	0	1
Prostitution	0	0	0	0
Prostitution Assisting/Promoting	0	0	0	0
Purchasing Prostitution	0	0	0	0
Weapon Law Violations	16	15	8	0
Total Group A Offenses	2,719	1,523	841	101



Brownsville Police Department - 2014

2013 Population Estimate	10,022
Offense Overview	
Offense Total	1,339
Number Cleared	466
Percent Cleared	34.80 %
Group A Crimes per 100,000 population	13,360.6
Arrest Overview	
Total Arrests	526
Adult Arrests	455
Juvenile Arrests	71
Unknown Age	0
Arrests per 100,000 population	5,248.5
Average number offenses/incident	1.18

Domestic Violence Victims		
Offense	Reported	Cleared
Murder	0	0
Aggravated Assault	33	20
Simple Assault	141	88
Intimidation	10	1
Stalking	1	0
Forcible Rape	2	1
Forcible Sodomy	0	0
Sexual Assault W/Object	0	0
Forcible Fondling	4	0
Incest	0	0
Statutory Rape	0	0
Kidnapping/Abduction	2	1
Total	193	111

TIBRS Group B Arrests		
Offense	Adult	Juvenile
Bad Checks	1	0
Curfew/Vagrancy	0	0
Disorderly Conduct	6	7
DUI	25	0
Drunkenness	26	0
Family-Non Violent	2	0
Liquor Law Violations	3	0
Peeping Tom	0	0
Trespass	16	5
All Other Offenses	32	10
Total Group B	111	22

TIBRS Group A Offenses	Offenses		Arrests	
	Reported	Cleared	Adult	Juvenile
Crimes Against Persons				
Murder	3	2	1	1
Negligent Manslaughter	0	0	0	0
Kidnapping/Abduction	3	2	1	0
Forcible Rape	6	4	1	2
Forcible Sodomy	0	0	0	0
Sexual Assault W/Object	0	0	0	0
Forcible Fondling	7	1	0	1
Incest	0	0	0	0
Statutory Rape	0	0	0	0
Aggravated Assault	123	67	43	2
Simple Assault	247	119	92	11
Intimidation	49	5	3	2
Stalking	6	0	0	0
Commercial Sex Acts	0	0	0	0
Involuntary Servitude	0	0	0	0
Crimes Against Property				
Arson	6	1	1	0
Bribery	0	0	0	0
Burglary	116	10	7	3
Counterfeiting/Forgery	19	1	1	1
Destruction/Damage/Vandalism	177	24	12	3
Embezzlement	2	1	0	0
Extortion/Blackmail	0	0	0	0
Fraud - False Pretenses	16	5	2	0
Fraud - Credit Card/ATM	11	3	2	0
Fraud - Impersonation	21	6	5	1
Fraud - Welfare	0	0	0	0
Fraud - Wire	0	0	0	0
Motor Vehicle Theft	41	3	2	1
Robbery	13	4	8	0
Stolen Property Offenses	2	1	0	0
Theft - Pocket-picking	0	0	0	0
Theft - Purse Snatching	0	0	0	0
Theft - Shoplifting	96	38	32	5
Theft From Building	78	8	9	1
Theft From Coin Machine	0	0	0	0
Theft From Motor Vehicle	45	4	3	0
Theft of Motor Vehicle Parts	12	0	0	1
Theft - All Other Larceny	85	7	12	4
Crimes Against Society				
Drug/Narcotic Violations	97	95	94	3
Drug/Narcotic Equipment Violations	40	40	10	1
Gambling - Betting/Wagering	0	0	0	0
Gambling - Operating/Promoting	0	0	0	0
Gambling - Equipment Violations	0	0	0	0
Gambling - Sports Tampering	0	0	0	0
Pornography/Obscene Material	0	0	0	0
Prostitution	0	0	0	0
Prostitution Assisting/Promoting	0	0	0	0
Purchasing Prostitution	0	0	0	0
Weapon Law Violations	18	15	3	6
Total Group A Offenses	1,339	466	344	49



Bruceton Police Department - 2014

2013 Population Estimate	1,460
Offense Overview	
Offense Total	81
Number Cleared	60
Percent Cleared	74.07 %
Group A Crimes per 100,000 population	5,547.9
Arrest Overview	
Total Arrests	73
Adult Arrests	63
Juvenile Arrests	10
Unknown Age	0
Arrests per 100,000 population	5,000.0
Average number offenses/incident	1.23

Domestic Violence Victims		
Offense	Reported	Cleared
Murder	0	0
Aggravated Assault	3	3
Simple Assault	10	8
Intimidation	1	1
Stalking	0	0
Forcible Rape	0	0
Forcible Sodomy	0	0
Sexual Assault W/Object	0	0
Forcible Fondling	0	0
Incest	0	0
Statutory Rape	0	0
Kidnapping/Abduction	0	0
Total	14	12

TIBRS Group B Arrests		
Offense	Adult	Juvenile
Bad Checks	0	0
Curfew/Vagrancy	0	0
Disorderly Conduct	2	0
DUI	4	0
Drunkenness	8	0
Family-Non Violent	0	0
Liquor Law Violations	0	0
Peeping Tom	0	0
Trespass	0	0
All Other Offenses	4	0
Total Group B	18	0

TIBRS Group A Offenses	Offenses		Arrests	
	Reported	Cleared	Adult	Juvenile
Crimes Against Persons				
Murder	0	0	0	0
Negligent Manslaughter	0	0	0	0
Kidnapping/Abduction	1	1	1	0
Forcible Rape	1	1	0	0
Forcible Sodomy	0	0	0	0
Sexual Assault W/Object	0	0	0	0
Forcible Fondling	0	0	0	0
Incest	0	0	0	0
Statutory Rape	0	0	0	0
Aggravated Assault	9	8	5	0
Simple Assault	13	11	8	1
Intimidation	6	6	4	0
Stalking	0	0	0	0
Commercial Sex Acts	0	0	0	0
Involuntary Servitude	0	0	0	0
Crimes Against Property				
Arson	0	0	0	0
Bribery	0	0	0	0
Burglary	4	2	2	1
Counterfeiting/Forgery	0	0	0	0
Destruction/Damage/Vandalism	3	1	0	0
Embezzlement	5	5	5	0
Extortion/Blackmail	0	0	0	0
Fraud - False Pretenses	5	3	5	0
Fraud - Credit Card/ATM	3	1	1	0
Fraud - Impersonation	1	0	0	0
Fraud - Welfare	0	0	0	0
Fraud - Wire	0	0	0	0
Motor Vehicle Theft	1	0	0	0
Robbery	0	0	0	0
Stolen Property Offenses	2	2	3	1
Theft - Pocket-picking	0	0	0	0
Theft - Purse Snatching	0	0	0	0
Theft - Shoplifting	3	3	2	2
Theft From Building	7	4	3	2
Theft From Coin Machine	0	0	0	0
Theft From Motor Vehicle	2	0	0	0
Theft of Motor Vehicle Parts	1	0	0	0
Theft - All Other Larceny	3	1	2	0
Crimes Against Society				
Drug/Narcotic Violations	6	6	2	3
Drug/Narcotic Equipment Violations	5	5	2	0
Gambling - Betting/Wagering	0	0	0	0
Gambling - Operating/Promoting	0	0	0	0
Gambling - Equipment Violations	0	0	0	0
Gambling - Sports Tampering	0	0	0	0
Pornography/Obscene Material	0	0	0	0
Prostitution	0	0	0	0
Prostitution Assisting/Promoting	0	0	0	0
Purchasing Prostitution	0	0	0	0
Weapon Law Violations	0	0	0	0
Total Group A Offenses	81	60	45	10



Burns Police Department - 2014

2013 Population Estimate	1,454
Offense Overview	
Offense Total	41
Number Cleared	16
Percent Cleared	39.02 %
Group A Crimes per 100,000 population	2,819.8
Arrest Overview	
Total Arrests	20
Adult Arrests	20
Juvenile Arrests	0
Unknown Age	0
Arrests per 100,000 population	1,375.5
Average number offenses/incident	1.08

Domestic Violence Victims		
Offense	Reported	Cleared
Murder	0	0
Aggravated Assault	0	0
Simple Assault	5	3
Intimidation	1	0
Stalking	0	0
Forcible Rape	2	2
Forcible Sodomy	0	0
Sexual Assault W/Object	0	0
Forcible Fondling	0	0
Incest	0	0
Statutory Rape	1	0
Kidnapping/Abduction	0	0
Total	9	5

TIBRS Group B Arrests		
Offense	Adult	Juvenile
Bad Checks	0	0
Curfew/Vagrancy	0	0
Disorderly Conduct	0	0
DUI	0	0
Drunkenness	0	0
Family-Non Violent	1	0
Liquor Law Violations	0	0
Peeping Tom	0	0
Trespass	0	0
All Other Offenses	2	0
Total Group B	3	0

TIBRS Group A Offenses	Offenses		Arrests	
	Reported	Cleared	Adult	Juvenile
Crimes Against Persons				
Murder	0	0	0	0
Negligent Manslaughter	0	0	0	0
Kidnapping/Abduction	0	0	0	0
Forcible Rape	2	2	1	0
Forcible Sodomy	0	0	0	0
Sexual Assault W/Object	0	0	0	0
Forcible Fondling	0	0	0	0
Incest	0	0	0	0
Statutory Rape	1	0	0	0
Aggravated Assault	3	3	2	0
Simple Assault	6	3	3	0
Intimidation	1	0	0	0
Stalking	2	0	0	0
Commercial Sex Acts	0	0	0	0
Involuntary Servitude	0	0	0	0
Crimes Against Property				
Arson	0	0	0	0
Bribery	0	0	0	0
Burglary	6	0	0	0
Counterfeiting/Forgery	0	0	0	0
Destruction/Damage/Vandalism	2	0	0	0
Embezzlement	0	0	0	0
Extortion/Blackmail	0	0	0	0
Fraud - False Pretenses	2	1	1	0
Fraud - Credit Card/ATM	0	0	0	0
Fraud - Impersonation	0	0	0	0
Fraud - Welfare	0	0	0	0
Fraud - Wire	0	0	0	0
Motor Vehicle Theft	2	2	3	0
Robbery	2	1	0	0
Stolen Property Offenses	0	0	0	0
Theft - Pocket-picking	0	0	0	0
Theft - Purse Snatching	0	0	0	0
Theft - Shoplifting	1	1	2	0
Theft From Building	3	1	1	0
Theft From Coin Machine	0	0	0	0
Theft From Motor Vehicle	3	0	0	0
Theft of Motor Vehicle Parts	0	0	0	0
Theft - All Other Larceny	4	2	4	0
Crimes Against Society				
Drug/Narcotic Violations	1	0	0	0
Drug/Narcotic Equipment Violations	0	0	0	0
Gambling - Betting/Wagering	0	0	0	0
Gambling - Operating/Promoting	0	0	0	0
Gambling - Equipment Violations	0	0	0	0
Gambling - Sports Tampering	0	0	0	0
Pornography/Obscene Material	0	0	0	0
Prostitution	0	0	0	0
Prostitution Assisting/Promoting	0	0	0	0
Purchasing Prostitution	0	0	0	0
Weapon Law Violations	0	0	0	0
Total Group A Offenses	41	16	17	0



Calhoun Police Department - 2014

2013 Population Estimate	494
Offense Overview	
Offense Total	43
Number Cleared	25
Percent Cleared	58.14 %
Group A Crimes per 100,000 population	8,704.5
Arrest Overview	
Total Arrests	40
Adult Arrests	40
Juvenile Arrests	0
Unknown Age	0
Arrests per 100,000 population	8,097.2
Average number offenses/incident	1.16

Domestic Violence Victims		
Offense	Reported	Cleared
Murder	0	0
Aggravated Assault	1	1
Simple Assault	2	2
Intimidation	0	0
Stalking	0	0
Forcible Rape	0	0
Forcible Sodomy	0	0
Sexual Assault W/Object	0	0
Forcible Fondling	0	0
Incest	0	0
Statutory Rape	0	0
Kidnapping/Abduction	0	0
Total	3	3

TIBRS Group B Arrests		
Offense	Adult	Juvenile
Bad Checks	0	0
Curfew/Vagrancy	0	0
Disorderly Conduct	0	0
DUI	6	0
Drunkenness	0	0
Family-Non Violent	0	0
Liquor Law Violations	14	0
Peeping Tom	0	0
Trespass	0	0
All Other Offenses	0	0
Total Group B	20	0

TIBRS Group A Offenses	Offenses		Arrests	
	Reported	Cleared	Adult	Juvenile
Crimes Against Persons				
Murder	0	0	0	0
Negligent Manslaughter	0	0	0	0
Kidnapping/Abduction	0	0	0	0
Forcible Rape	0	0	0	0
Forcible Sodomy	0	0	0	0
Sexual Assault W/Object	0	0	0	0
Forcible Fondling	0	0	0	0
Incest	0	0	0	0
Statutory Rape	0	0	0	0
Aggravated Assault	1	1	1	0
Simple Assault	2	2	2	0
Intimidation	6	0	0	0
Stalking	0	0	0	0
Commercial Sex Acts	0	0	0	0
Involuntary Servitude	0	0	0	0
Crimes Against Property				
Arson	0	0	0	0
Bribery	0	0	0	0
Burglary	1	0	0	0
Counterfeiting/Forgery	0	0	0	0
Destruction/Damage/Vandalism	2	0	0	0
Embezzlement	0	0	0	0
Extortion/Blackmail	0	0	0	0
Fraud - False Pretenses	3	1	0	0
Fraud - Credit Card/ATM	2	1	1	0
Fraud - Impersonation	0	0	0	0
Fraud - Welfare	0	0	0	0
Fraud - Wire	0	0	0	0
Motor Vehicle Theft	1	1	1	0
Robbery	0	0	0	0
Stolen Property Offenses	0	0	0	0
Theft - Pocket-picking	0	0	0	0
Theft - Purse Snatching	0	0	0	0
Theft - Shoplifting	0	0	0	0
Theft From Building	2	0	0	0
Theft From Coin Machine	0	0	0	0
Theft From Motor Vehicle	2	0	0	0
Theft of Motor Vehicle Parts	0	0	0	0
Theft - All Other Larceny	1	0	0	0
Crimes Against Society				
Drug/Narcotic Violations	10	10	10	0
Drug/Narcotic Equipment Violations	8	8	4	0
Gambling - Betting/Wagering	0	0	0	0
Gambling - Operating/Promoting	0	0	0	0
Gambling - Equipment Violations	0	0	0	0
Gambling - Sports Tampering	0	0	0	0
Pornography/Obscene Material	0	0	0	0
Prostitution	0	0	0	0
Prostitution Assisting/Promoting	0	0	0	0
Purchasing Prostitution	0	0	0	0
Weapon Law Violations	2	1	1	0
Total Group A Offenses	43	25	20	0



Camden Police Department - 2014

2013 Population Estimate	3,621
Offense Overview	
Offense Total	315
Number Cleared	85
Percent Cleared	26.98 %
Group A Crimes per 100,000 population	8,699.3
Arrest Overview	
Total Arrests	116
Adult Arrests	115
Juvenile Arrests	1
Unknown Age	0
Arrests per 100,000 population	3,203.5
Average number offenses/incident	1.11

Domestic Violence Victims		
Offense	Reported	Cleared
Murder	0	0
Aggravated Assault	2	0
Simple Assault	17	11
Intimidation	0	0
Stalking	1	1
Forcible Rape	0	0
Forcible Sodomy	0	0
Sexual Assault W/Object	0	0
Forcible Fondling	0	0
Incest	0	0
Statutory Rape	0	0
Kidnapping/Abduction	0	0
Total	20	12

TIBRS Group B Arrests		
Offense	Adult	Juvenile
Bad Checks	0	0
Curfew/Vagrancy	0	0
Disorderly Conduct	4	0
DUI	6	0
Drunkenness	7	0
Family-Non Violent	0	0
Liquor Law Violations	0	0
Peeping Tom	0	0
Trespass	5	0
All Other Offenses	16	0
Total Group B	38	0

TIBRS Group A Offenses	Offenses		Arrests	
	Reported	Cleared	Adult	Juvenile
Crimes Against Persons				
Murder	0	0	0	0
Negligent Manslaughter	0	0	0	0
Kidnapping/Abduction	0	0	0	0
Forcible Rape	2	1	1	0
Forcible Sodomy	0	0	0	0
Sexual Assault W/Object	0	0	0	0
Forcible Fondling	1	0	0	0
Incest	0	0	0	0
Statutory Rape	1	0	0	0
Aggravated Assault	14	7	6	0
Simple Assault	26	16	14	0
Intimidation	4	1	1	0
Stalking	4	1	1	0
Commercial Sex Acts	0	0	0	0
Involuntary Servitude	0	0	0	0
Crimes Against Property				
Arson	0	0	0	0
Bribery	0	0	0	0
Burglary	30	8	8	0
Counterfeiting/Forgery	10	1	1	0
Destruction/Damage/Vandalism	31	3	2	0
Embezzlement	1	1	1	0
Extortion/Blackmail	0	0	0	0
Fraud - False Pretenses	5	1	0	0
Fraud - Credit Card/ATM	23	2	2	0
Fraud - Impersonation	7	1	1	0
Fraud - Welfare	0	0	0	0
Fraud - Wire	5	0	0	0
Motor Vehicle Theft	8	0	0	0
Robbery	0	0	0	0
Stolen Property Offenses	0	0	0	0
Theft - Pocket-picking	1	1	1	0
Theft - Purse Snatching	1	0	0	0
Theft - Shoplifting	30	9	11	0
Theft From Building	52	5	6	0
Theft From Coin Machine	0	0	0	0
Theft From Motor Vehicle	15	1	0	0
Theft of Motor Vehicle Parts	0	0	0	0
Theft - All Other Larceny	7	0	0	0
Crimes Against Society				
Drug/Narcotic Violations	25	17	17	1
Drug/Narcotic Equipment Violations	11	8	3	0
Gambling - Betting/Wagering	0	0	0	0
Gambling - Operating/Promoting	0	0	0	0
Gambling - Equipment Violations	0	0	0	0
Gambling - Sports Tampering	0	0	0	0
Pornography/Obscene Material	0	0	0	0
Prostitution	0	0	0	0
Prostitution Assisting/Promoting	0	0	0	0
Purchasing Prostitution	0	0	0	0
Weapon Law Violations	1	1	1	0
Total Group A Offenses	315	85	77	1



Carthage Police Department - 2014

2013 Population Estimate	2,277
Offense Overview	
Offense Total	147
Number Cleared	59
Percent Cleared	40.14 %
Group A Crimes per 100,000 population	6,455.9
Arrest Overview	
Total Arrests	102
Adult Arrests	96
Juvenile Arrests	6
Unknown Age	0
Arrests per 100,000 population	4,479.6
Average number offenses/incident	1.07

Domestic Violence Victims		
Offense	Reported	Cleared
Murder	0	0
Aggravated Assault	1	1
Simple Assault	17	15
Intimidation	1	0
Stalking	0	0
Forcible Rape	0	0
Forcible Sodomy	0	0
Sexual Assault W/Object	0	0
Forcible Fondling	0	0
Incest	0	0
Statutory Rape	2	2
Kidnapping/Abduction	0	0
Total	21	18

TIBRS Group B Arrests		
Offense	Adult	Juvenile
Bad Checks	6	0
Curfew/Vagrancy	0	0
Disorderly Conduct	4	0
DUI	10	0
Drunkenness	14	0
Family-Non Violent	0	0
Liquor Law Violations	0	0
Peeping Tom	0	0
Trespass	5	0
All Other Offenses	6	0
Total Group B	45	0

TIBRS Group A Offenses	Offenses		Arrests	
	Reported	Cleared	Adult	Juvenile
Crimes Against Persons				
Murder	0	0	0	0
Negligent Manslaughter	0	0	0	0
Kidnapping/Abduction	0	0	0	0
Forcible Rape	1	0	0	0
Forcible Sodomy	0	0	0	0
Sexual Assault W/Object	0	0	0	0
Forcible Fondling	0	0	0	0
Incest	0	0	0	0
Statutory Rape	2	2	2	0
Aggravated Assault	9	9	9	0
Simple Assault	26	18	14	0
Intimidation	2	1	1	0
Stalking	0	0	0	0
Commercial Sex Acts	0	0	0	0
Involuntary Servitude	0	0	0	0
Crimes Against Property				
Arson	1	1	1	0
Bribery	0	0	0	0
Burglary	24	5	4	6
Counterfeiting/Forgery	1	0	0	0
Destruction/Damage/Vandalism	21	3	2	0
Embezzlement	0	0	0	0
Extortion/Blackmail	0	0	0	0
Fraud - False Pretenses	1	1	1	0
Fraud - Credit Card/ATM	1	0	0	0
Fraud - Impersonation	0	0	0	0
Fraud - Welfare	0	0	0	0
Fraud - Wire	0	0	0	0
Motor Vehicle Theft	4	0	0	0
Robbery	1	0	0	0
Stolen Property Offenses	0	0	0	0
Theft - Pocket-picking	0	0	0	0
Theft - Purse Snatching	1	1	1	0
Theft - Shoplifting	7	5	5	0
Theft From Building	8	2	2	0
Theft From Coin Machine	0	0	0	0
Theft From Motor Vehicle	8	2	2	0
Theft of Motor Vehicle Parts	5	0	0	0
Theft - All Other Larceny	14	0	0	0
Crimes Against Society				
Drug/Narcotic Violations	9	8	7	0
Drug/Narcotic Equipment Violations	1	1	0	0
Gambling - Betting/Wagering	0	0	0	0
Gambling - Operating/Promoting	0	0	0	0
Gambling - Equipment Violations	0	0	0	0
Gambling - Sports Tampering	0	0	0	0
Pornography/Obscene Material	0	0	0	0
Prostitution	0	0	0	0
Prostitution Assisting/Promoting	0	0	0	0
Purchasing Prostitution	0	0	0	0
Weapon Law Violations	0	0	0	0
Total Group A Offenses	147	59	51	6



Caryville Police Department - 2014

2013 Population Estimate	2,257
Offense Overview	
Offense Total	181
Number Cleared	40
Percent Cleared	22.10 %
Group A Crimes per 100,000 population	8,019.5
Arrest Overview	
Total Arrests	64
Adult Arrests	63
Juvenile Arrests	1
Unknown Age	0
Arrests per 100,000 population	2,835.6
Average number offenses/incident	1.11

Domestic Violence Victims		
Offense	Reported	Cleared
Murder	0	0
Aggravated Assault	5	4
Simple Assault	9	7
Intimidation	1	0
Stalking	1	0
Forcible Rape	0	0
Forcible Sodomy	0	0
Sexual Assault W/Object	0	0
Forcible Fondling	0	0
Incest	0	0
Statutory Rape	0	0
Kidnapping/Abduction	0	0
Total	16	11

TIBRS Group B Arrests		
Offense	Adult	Juvenile
Bad Checks	1	0
Curfew/Vagrancy	0	0
Disorderly Conduct	2	0
DUI	6	0
Drunkenness	22	0
Family-Non Violent	0	0
Liquor Law Violations	0	0
Peeping Tom	0	0
Trespass	0	0
All Other Offenses	1	0
Total Group B	32	0

TIBRS Group A Offenses	Offenses		Arrests	
	Reported	Cleared	Adult	Juvenile
Crimes Against Persons				
Murder	0	0	0	0
Negligent Manslaughter	0	0	0	0
Kidnapping/Abduction	0	0	0	0
Forcible Rape	1	1	1	0
Forcible Sodomy	0	0	0	0
Sexual Assault W/Object	0	0	0	0
Forcible Fondling	0	0	0	0
Incest	0	0	0	0
Statutory Rape	0	0	0	0
Aggravated Assault	8	4	3	1
Simple Assault	19	11	11	0
Intimidation	13	1	1	0
Stalking	3	0	0	0
Commercial Sex Acts	1	0	0	0
Involuntary Servitude	0	0	0	0
Crimes Against Property				
Arson	0	0	0	0
Bribery	0	0	0	0
Burglary	13	0	0	0
Counterfeiting/Forgery	2	0	0	0
Destruction/Damage/Vandalism	32	1	0	0
Embezzlement	0	0	0	0
Extortion/Blackmail	0	0	0	0
Fraud - False Pretenses	0	0	0	0
Fraud - Credit Card/ATM	2	0	0	0
Fraud - Impersonation	1	0	0	0
Fraud - Welfare	0	0	0	0
Fraud - Wire	0	0	0	0
Motor Vehicle Theft	6	1	1	0
Robbery	0	0	0	0
Stolen Property Offenses	0	0	0	0
Theft - Pocket-picking	3	0	0	0
Theft - Purse Snatching	0	0	0	0
Theft - Shoplifting	6	1	1	0
Theft From Building	22	0	0	0
Theft From Coin Machine	0	0	0	0
Theft From Motor Vehicle	12	0	0	0
Theft of Motor Vehicle Parts	3	0	0	0
Theft - All Other Larceny	13	1	1	0
Crimes Against Society				
Drug/Narcotic Violations	10	9	9	0
Drug/Narcotic Equipment Violations	11	10	3	0
Gambling - Betting/Wagering	0	0	0	0
Gambling - Operating/Promoting	0	0	0	0
Gambling - Equipment Violations	0	0	0	0
Gambling - Sports Tampering	0	0	0	0
Pornography/Obscene Material	0	0	0	0
Prostitution	0	0	0	0
Prostitution Assisting/Promoting	0	0	0	0
Purchasing Prostitution	0	0	0	0
Weapon Law Violations	0	0	0	0
Total Group A Offenses	181	40	31	1



Celina Police Department - 2014

2013 Population Estimate	1,489
Offense Overview	
Offense Total	122
Number Cleared	104
Percent Cleared	85.25 %
Group A Crimes per 100,000 population	8,193.4
Arrest Overview	
Total Arrests	138
Adult Arrests	131
Juvenile Arrests	7
Unknown Age	0
Arrests per 100,000 population	9,268.0
Average number offenses/incident	1.24

Domestic Violence Victims		
Offense	Reported	Cleared
Murder	0	0
Aggravated Assault	5	5
Simple Assault	16	16
Intimidation	1	1
Stalking	0	0
Forcible Rape	0	0
Forcible Sodomy	0	0
Sexual Assault W/Object	0	0
Forcible Fondling	0	0
Incest	0	0
Statutory Rape	0	0
Kidnapping/Abduction	0	0
Total	22	22

TIBRS Group B Arrests		
Offense	Adult	Juvenile
Bad Checks	1	0
Curfew/Vagrancy	0	0
Disorderly Conduct	0	0
DUI	23	0
Drunkenness	20	0
Family-Non Violent	0	0
Liquor Law Violations	1	0
Peeping Tom	0	0
Trespass	0	0
All Other Offenses	4	1
Total Group B	49	1

TIBRS Group A Offenses	Offenses		Arrests	
	Reported	Cleared	Adult	Juvenile
Crimes Against Persons				
Murder	0	0	0	0
Negligent Manslaughter	0	0	0	0
Kidnapping/Abduction	0	0	0	0
Forcible Rape	0	0	0	0
Forcible Sodomy	0	0	0	0
Sexual Assault W/Object	0	0	0	0
Forcible Fondling	0	0	0	0
Incest	0	0	0	0
Statutory Rape	0	0	0	0
Aggravated Assault	11	11	10	0
Simple Assault	16	16	14	1
Intimidation	1	1	1	0
Stalking	0	0	0	0
Commercial Sex Acts	0	0	0	0
Involuntary Servitude	0	0	0	0
Crimes Against Property				
Arson	0	0	0	0
Bribery	0	0	0	0
Burglary	8	3	1	1
Counterfeiting/Forgery	0	0	0	0
Destruction/Damage/Vandalism	6	5	4	0
Embezzlement	0	0	0	0
Extortion/Blackmail	0	0	0	0
Fraud - False Pretenses	1	0	0	0
Fraud - Credit Card/ATM	3	3	0	0
Fraud - Impersonation	1	1	1	0
Fraud - Welfare	0	0	0	0
Fraud - Wire	0	0	0	0
Motor Vehicle Theft	1	0	0	0
Robbery	0	0	0	0
Stolen Property Offenses	0	0	0	0
Theft - Pocket-picking	0	0	0	0
Theft - Purse Snatching	0	0	0	0
Theft - Shoplifting	5	5	3	0
Theft From Building	1	0	0	0
Theft From Coin Machine	0	0	0	0
Theft From Motor Vehicle	6	2	0	0
Theft of Motor Vehicle Parts	3	2	0	4
Theft - All Other Larceny	4	1	1	0
Crimes Against Society				
Drug/Narcotic Violations	38	37	41	0
Drug/Narcotic Equipment Violations	17	17	6	0
Gambling - Betting/Wagering	0	0	0	0
Gambling - Operating/Promoting	0	0	0	0
Gambling - Equipment Violations	0	0	0	0
Gambling - Sports Tampering	0	0	0	0
Pornography/Obscene Material	0	0	0	0
Prostitution	0	0	0	0
Prostitution Assisting/Promoting	0	0	0	0
Purchasing Prostitution	0	0	0	0
Weapon Law Violations	0	0	0	0
Total Group A Offenses	122	104	82	6



Centerville Police Department - 2014

2013 Population Estimate	3,600
Offense Overview	
Offense Total	329
Number Cleared	146
Percent Cleared	44.38 %
Group A Crimes per 100,000 population	9,138.9
Arrest Overview	
Total Arrests	245
Adult Arrests	236
Juvenile Arrests	9
Unknown Age	0
Arrests per 100,000 population	6,805.6
Average number offenses/incident	1.13

Domestic Violence Victims		
Offense	Reported	Cleared
Murder	0	0
Aggravated Assault	3	2
Simple Assault	57	34
Intimidation	33	4
Stalking	3	2
Forcible Rape	0	0
Forcible Sodomy	0	0
Sexual Assault W/Object	0	0
Forcible Fondling	1	0
Incest	0	0
Statutory Rape	0	0
Kidnapping/Abduction	0	0
Total	97	42

TIBRS Group B Arrests		
Offense	Adult	Juvenile
Bad Checks	0	0
Curfew/Vagrancy	0	0
Disorderly Conduct	12	0
DUI	45	0
Drunkenness	34	0
Family-Non Violent	0	0
Liquor Law Violations	1	1
Peeping Tom	0	0
Trespass	3	0
All Other Offenses	7	1
Total Group B	102	2

TIBRS Group A Offenses	Offenses		Arrests	
	Reported	Cleared	Adult	Juvenile
Crimes Against Persons				
Murder	0	0	0	0
Negligent Manslaughter	0	0	0	0
Kidnapping/Abduction	0	0	0	0
Forcible Rape	0	0	0	0
Forcible Sodomy	0	0	0	0
Sexual Assault W/Object	0	0	0	0
Forcible Fondling	2	0	0	0
Incest	0	0	0	0
Statutory Rape	0	0	0	0
Aggravated Assault	5	4	3	0
Simple Assault	68	40	35	2
Intimidation	46	4	4	0
Stalking	3	2	2	0
Commercial Sex Acts	0	0	0	0
Involuntary Servitude	0	0	0	0
Crimes Against Property				
Arson	0	0	0	0
Bribery	0	0	0	0
Burglary	21	3	5	5
Counterfeiting/Forgery	7	0	0	0
Destruction/Damage/Vandalism	24	1	0	0
Embezzlement	0	0	0	0
Extortion/Blackmail	0	0	0	0
Fraud - False Pretenses	4	1	1	0
Fraud - Credit Card/ATM	1	0	0	0
Fraud - Impersonation	5	0	0	0
Fraud - Welfare	0	0	0	0
Fraud - Wire	3	0	0	0
Motor Vehicle Theft	1	0	0	0
Robbery	0	0	0	0
Stolen Property Offenses	0	0	0	0
Theft - Pocket-picking	0	0	0	0
Theft - Purse Snatching	0	0	0	0
Theft - Shoplifting	14	9	9	0
Theft From Building	28	3	3	0
Theft From Coin Machine	1	0	0	0
Theft From Motor Vehicle	3	0	0	0
Theft of Motor Vehicle Parts	2	0	0	0
Theft - All Other Larceny	12	1	1	0
Crimes Against Society				
Drug/Narcotic Violations	47	47	57	0
Drug/Narcotic Equipment Violations	26	26	9	0
Gambling - Betting/Wagering	0	0	0	0
Gambling - Operating/Promoting	0	0	0	0
Gambling - Equipment Violations	0	0	0	0
Gambling - Sports Tampering	0	0	0	0
Pornography/Obscene Material	1	0	0	0
Prostitution	0	0	0	0
Prostitution Assisting/Promoting	0	0	0	0
Purchasing Prostitution	0	0	0	0
Weapon Law Violations	5	5	5	0
Total Group A Offenses	329	146	134	7



Chapel Hill Police Department - 2014

2013 Population Estimate	1,464
Offense Overview	
Offense Total	108
Number Cleared	62
Percent Cleared	57.41 %
Group A Crimes per 100,000 population	7,377.0
Arrest Overview	
Total Arrests	93
Adult Arrests	83
Juvenile Arrests	10
Unknown Age	0
Arrests per 100,000 population	6,352.5
Average number offenses/incident	1.16

Domestic Violence Victims		
Offense	Reported	Cleared
Murder	0	0
Aggravated Assault	0	0
Simple Assault	16	11
Intimidation	1	1
Stalking	0	0
Forcible Rape	0	0
Forcible Sodomy	0	0
Sexual Assault W/Object	0	0
Forcible Fondling	0	0
Incest	0	0
Statutory Rape	0	0
Kidnapping/Abduction	0	0
Total	17	12

TIBRS Group B Arrests		
Offense	Adult	Juvenile
Bad Checks	0	0
Curfew/Vagrancy	0	1
Disorderly Conduct	1	0
DUI	17	1
Drunkenness	9	1
Family-Non Violent	0	0
Liquor Law Violations	9	0
Peeping Tom	0	0
Trespass	2	0
All Other Offenses	6	5
Total Group B	44	8

TIBRS Group A Offenses	Offenses		Arrests	
	Reported	Cleared	Adult	Juvenile
Crimes Against Persons				
Murder	0	0	0	0
Negligent Manslaughter	0	0	0	0
Kidnapping/Abduction	0	0	0	0
Forcible Rape	0	0	0	0
Forcible Sodomy	0	0	0	0
Sexual Assault W/Object	0	0	0	0
Forcible Fondling	0	0	0	0
Incest	0	0	0	0
Statutory Rape	0	0	0	0
Aggravated Assault	0	0	0	0
Simple Assault	21	13	12	1
Intimidation	2	1	1	0
Stalking	0	0	0	0
Commercial Sex Acts	0	0	0	0
Involuntary Servitude	0	0	0	0
Crimes Against Property				
Arson	0	0	0	0
Bribery	0	0	0	0
Burglary	7	0	0	0
Counterfeiting/Forgery	9	3	1	0
Destruction/Damage/Vandalism	12	3	0	0
Embezzlement	0	0	0	0
Extortion/Blackmail	0	0	0	0
Fraud - False Pretenses	16	11	10	0
Fraud - Credit Card/ATM	12	11	0	0
Fraud - Impersonation	1	0	0	0
Fraud - Welfare	0	0	0	0
Fraud - Wire	0	0	0	0
Motor Vehicle Theft	3	3	0	1
Robbery	0	0	0	0
Stolen Property Offenses	0	0	0	0
Theft - Pocket-picking	0	0	0	0
Theft - Purse Snatching	0	0	0	0
Theft - Shoplifting	9	9	15	0
Theft From Building	1	0	0	0
Theft From Coin Machine	0	0	0	0
Theft From Motor Vehicle	1	0	0	0
Theft of Motor Vehicle Parts	1	1	0	0
Theft - All Other Larceny	6	0	0	0
Crimes Against Society				
Drug/Narcotic Violations	3	3	0	0
Drug/Narcotic Equipment Violations	4	4	0	0
Gambling - Betting/Wagering	0	0	0	0
Gambling - Operating/Promoting	0	0	0	0
Gambling - Equipment Violations	0	0	0	0
Gambling - Sports Tampering	0	0	0	0
Pornography/Obscene Material	0	0	0	0
Prostitution	0	0	0	0
Prostitution Assisting/Promoting	0	0	0	0
Purchasing Prostitution	0	0	0	0
Weapon Law Violations	0	0	0	0
Total Group A Offenses	108	62	39	2



Charleston Police Department - 2014

2013 Population Estimate	665
Offense Overview	
Offense Total	27
Number Cleared	14
Percent Cleared	51.85 %
Group A Crimes per 100,000 population	4,060.2
Arrest Overview	
Total Arrests	15
Adult Arrests	15
Juvenile Arrests	0
Unknown Age	0
Arrests per 100,000 population	2,255.6
Average number offenses/incident	1.17

Domestic Violence Victims		
Offense	Reported	Cleared
Murder	0	0
Aggravated Assault	1	1
Simple Assault	0	0
Intimidation	1	0
Stalking	0	0
Forcible Rape	0	0
Forcible Sodomy	0	0
Sexual Assault W/Object	0	0
Forcible Fondling	0	0
Incest	0	0
Statutory Rape	0	0
Kidnapping/Abduction	0	0
Total	2	1

TIBRS Group B Arrests		
Offense	Adult	Juvenile
Bad Checks	0	0
Curfew/Vagrancy	0	0
Disorderly Conduct	0	0
DUI	1	0
Drunkenness	1	0
Family-Non Violent	0	0
Liquor Law Violations	0	0
Peeping Tom	0	0
Trespass	0	0
All Other Offenses	0	0
Total Group B	2	0

TIBRS Group A Offenses	Offenses		Arrests	
	Reported	Cleared	Adult	Juvenile
Crimes Against Persons				
Murder	0	0	0	0
Negligent Manslaughter	0	0	0	0
Kidnapping/Abduction	0	0	0	0
Forcible Rape	0	0	0	0
Forcible Sodomy	0	0	0	0
Sexual Assault W/Object	0	0	0	0
Forcible Fondling	0	0	0	0
Incest	0	0	0	0
Statutory Rape	0	0	0	0
Aggravated Assault	1	1	1	0
Simple Assault	0	0	0	0
Intimidation	1	0	0	0
Stalking	0	0	0	0
Commercial Sex Acts	0	0	0	0
Involuntary Servitude	0	0	0	0
Crimes Against Property				
Arson	0	0	0	0
Bribery	0	0	0	0
Burglary	5	1	2	0
Counterfeiting/Forgery	0	0	0	0
Destruction/Damage/Vandalism	4	0	0	0
Embezzlement	0	0	0	0
Extortion/Blackmail	0	0	0	0
Fraud - False Pretenses	0	0	0	0
Fraud - Credit Card/ATM	1	0	0	0
Fraud - Impersonation	3	3	2	0
Fraud - Welfare	0	0	0	0
Fraud - Wire	0	0	0	0
Motor Vehicle Theft	1	0	0	0
Robbery	0	0	0	0
Stolen Property Offenses	0	0	0	0
Theft - Pocket-picking	0	0	0	0
Theft - Purse Snatching	0	0	0	0
Theft - Shoplifting	0	0	0	0
Theft From Building	1	0	0	0
Theft From Coin Machine	0	0	0	0
Theft From Motor Vehicle	1	0	0	0
Theft of Motor Vehicle Parts	0	0	0	0
Theft - All Other Larceny	1	1	1	0
Crimes Against Society				
Drug/Narcotic Violations	4	4	6	0
Drug/Narcotic Equipment Violations	2	2	0	0
Gambling - Betting/Wagering	0	0	0	0
Gambling - Operating/Promoting	0	0	0	0
Gambling - Equipment Violations	0	0	0	0
Gambling - Sports Tampering	0	0	0	0
Pornography/Obscene Material	0	0	0	0
Prostitution	0	0	0	0
Prostitution Assisting/Promoting	0	0	0	0
Purchasing Prostitution	0	0	0	0
Weapon Law Violations	2	2	1	0
Total Group A Offenses	27	14	13	0



Chattanooga Police Department - 2014

2013 Population Estimate	173,366
Offense Overview	
Offense Total	22,203
Number Cleared	4,585
Percent Cleared	20.65 %
Group A Crimes per 100,000 population	12,807.0
Arrest Overview	
Total Arrests	5,539
Adult Arrests	5,319
Juvenile Arrests	220
Unknown Age	0
Arrests per 100,000 population	3,195.0
Average number offenses/incident	1.11

Domestic Violence Victims		
Offense	Reported	Cleared
Murder	4	3
Aggravated Assault	463	289
Simple Assault	1,214	715
Intimidation	27	5
Stalking	25	11
Forcible Rape	30	2
Forcible Sodomy	3	0
Sexual Assault W/Object	1	0
Forcible Fondling	38	1
Incest	0	0
Statutory Rape	7	2
Kidnapping/Abduction	21	10
Total	1,833	1,038

TIBRS Group B Arrests		
Offense	Adult	Juvenile
Bad Checks	0	0
Curfew/Vagrancy	0	2
Disorderly Conduct	306	40
DUI	432	1
Drunkenness	468	1
Family-Non Violent	8	0
Liquor Law Violations	27	3
Peeping Tom	0	0
Trespass	222	4
All Other Offenses	534	8
Total Group B	1,997	59

TIBRS Group A Offenses	Offenses		Arrests	
	Reported	Cleared	Adult	Juvenile
Crimes Against Persons				
Murder	27	10	9	0
Negligent Manslaughter	0	0	0	0
Kidnapping/Abduction	29	12	17	1
Forcible Rape	91	10	5	1
Forcible Sodomy	14	1	0	0
Sexual Assault W/Object	3	0	0	0
Forcible Fondling	104	11	8	1
Incest	0	0	0	0
Statutory Rape	11	2	0	0
Aggravated Assault	1,225	527	354	12
Simple Assault	2,355	1,001	764	41
Intimidation	148	38	12	1
Stalking	45	15	12	0
Commercial Sex Acts	3	3	1	0
Involuntary Servitude	0	0	0	0
Crimes Against Property				
Arson	14	4	3	0
Bribery	0	0	0	0
Burglary	2,095	100	89	9
Counterfeiting/Forgery	351	36	66	2
Destruction/Damage/Vandalism	2,563	259	99	11
Embezzlement	168	38	23	1
Extortion/Blackmail	3	0	0	0
Fraud - False Pretenses	444	32	22	0
Fraud - Credit Card/ATM	441	10	3	0
Fraud - Impersonation	82	14	8	0
Fraud - Welfare	3	0	0	0
Fraud - Wire	27	0	0	0
Motor Vehicle Theft	1,027	127	99	16
Robbery	348	67	113	12
Stolen Property Offenses	45	25	13	2
Theft - Pocket-picking	25	2	0	0
Theft - Purse Snatching	18	3	0	0
Theft - Shoplifting	2,154	482	497	18
Theft From Building	1,457	97	48	3
Theft From Coin Machine	30	2	1	0
Theft From Motor Vehicle	2,017	43	17	1
Theft of Motor Vehicle Parts	834	14	8	0
Theft - All Other Larceny	1,406	74	66	5
Crimes Against Society				
Drug/Narcotic Violations	1,527	828	707	5
Drug/Narcotic Equipment Violations	617	404	80	0
Gambling - Betting/Wagering	2	2	35	0
Gambling - Operating/Promoting	7	4	2	0
Gambling - Equipment Violations	5	2	3	0
Gambling - Sports Tampering	0	0	0	0
Pornography/Obscene Material	12	0	0	0
Prostitution	86	52	48	0
Prostitution Assisting/Promoting	6	6	4	0
Purchasing Prostitution	0	0	0	0
Weapon Law Violations	334	228	86	19
Total Group A Offenses	22,203	4,585	3,322	161



Church Hill Public Safety - 2014

2013 Population Estimate	6,775
Offense Overview	
Offense Total	321
Number Cleared	195
Percent Cleared	60.75 %
Group A Crimes per 100,000 population	4,738.0
Arrest Overview	
Total Arrests	174
Adult Arrests	158
Juvenile Arrests	16
Unknown Age	0
Arrests per 100,000 population	2,568.3
Average number offenses/incident	1.27

Domestic Violence Victims		
Offense	Reported	Cleared
Murder	0	0
Aggravated Assault	9	9
Simple Assault	24	17
Intimidation	5	1
Stalking	0	0
Forcible Rape	1	1
Forcible Sodomy	0	0
Sexual Assault W/Object	0	0
Forcible Fondling	0	0
Incest	0	0
Statutory Rape	0	0
Kidnapping/Abduction	0	0
Total	39	28

TIBRS Group B Arrests		
Offense	Adult	Juvenile
Bad Checks	0	0
Curfew/Vagrancy	0	0
Disorderly Conduct	2	0
DUI	14	0
Drunkenness	13	0
Family-Non Violent	4	0
Liquor Law Violations	6	0
Peeping Tom	0	0
Trespass	1	0
All Other Offenses	4	1
Total Group B	44	1

TIBRS Group A Offenses	Offenses		Arrests	
	Reported	Cleared	Adult	Juvenile
Crimes Against Persons				
Murder	0	0	0	0
Negligent Manslaughter	0	0	0	0
Kidnapping/Abduction	0	0	0	0
Forcible Rape	1	1	1	0
Forcible Sodomy	0	0	0	0
Sexual Assault W/Object	0	0	0	0
Forcible Fondling	0	0	0	0
Incest	0	0	0	0
Statutory Rape	0	0	0	0
Aggravated Assault	22	19	7	0
Simple Assault	47	28	11	3
Intimidation	11	4	0	0
Stalking	0	0	0	0
Commercial Sex Acts	0	0	0	0
Involuntary Servitude	0	0	0	0
Crimes Against Property				
Arson	1	1	0	1
Bribery	0	0	0	0
Burglary	11	7	6	4
Counterfeiting/Forgery	5	3	2	0
Destruction/Damage/Vandalism	24	11	0	6
Embezzlement	1	0	0	0
Extortion/Blackmail	0	0	0	0
Fraud - False Pretenses	16	6	5	0
Fraud - Credit Card/ATM	7	3	2	0
Fraud - Impersonation	1	0	0	0
Fraud - Welfare	0	0	0	0
Fraud - Wire	0	0	0	0
Motor Vehicle Theft	6	5	6	0
Robbery	1	0	0	0
Stolen Property Offenses	2	1	1	0
Theft - Pocket-picking	0	0	0	0
Theft - Purse Snatching	0	0	0	0
Theft - Shoplifting	27	24	26	0
Theft From Building	42	14	7	1
Theft From Coin Machine	0	0	0	0
Theft From Motor Vehicle	7	1	1	0
Theft of Motor Vehicle Parts	5	3	2	0
Theft - All Other Larceny	19	4	3	0
Crimes Against Society				
Drug/Narcotic Violations	32	30	26	0
Drug/Narcotic Equipment Violations	23	22	8	0
Gambling - Betting/Wagering	0	0	0	0
Gambling - Operating/Promoting	1	0	0	0
Gambling - Equipment Violations	1	0	0	0
Gambling - Sports Tampering	0	0	0	0
Pornography/Obscene Material	1	1	0	0
Prostitution	0	0	0	0
Prostitution Assisting/Promoting	0	0	0	0
Purchasing Prostitution	0	0	0	0
Weapon Law Violations	7	7	0	0
Total Group A Offenses	321	195	114	15



Clarksburg Police Department - 2014

2013 Population Estimate	386
Offense Overview	
Offense Total	13
Number Cleared	7
Percent Cleared	53.85 %
Group A Crimes per 100,000 population	3,367.9
Arrest Overview	
Total Arrests	15
Adult Arrests	15
Juvenile Arrests	0
Unknown Age	0
Arrests per 100,000 population	3,886.0
Average number offenses/incident	1.00

Domestic Violence Victims		
Offense	Reported	Cleared
Murder	0	0
Aggravated Assault	0	0
Simple Assault	0	0
Intimidation	0	0
Stalking	0	0
Forcible Rape	0	0
Forcible Sodomy	0	0
Sexual Assault W/Object	0	0
Forcible Fondling	0	0
Incest	0	0
Statutory Rape	0	0
Kidnapping/Abduction	0	0
Total	0	0

TIBRS Group B Arrests		
Offense	Adult	Juvenile
Bad Checks	0	0
Curfew/Vagrancy	0	0
Disorderly Conduct	0	0
DUI	1	0
Drunkenness	2	0
Family-Non Violent	0	0
Liquor Law Violations	5	0
Peeping Tom	0	0
Trespass	0	0
All Other Offenses	0	0
Total Group B	8	0

TIBRS Group A Offenses	Offenses		Arrests	
	Reported	Cleared	Adult	Juvenile
Crimes Against Persons				
Murder	0	0	0	0
Negligent Manslaughter	0	0	0	0
Kidnapping/Abduction	0	0	0	0
Forcible Rape	0	0	0	0
Forcible Sodomy	0	0	0	0
Sexual Assault W/Object	0	0	0	0
Forcible Fondling	0	0	0	0
Incest	0	0	0	0
Statutory Rape	0	0	0	0
Aggravated Assault	0	0	0	0
Simple Assault	1	0	0	0
Intimidation	0	0	0	0
Stalking	0	0	0	0
Commercial Sex Acts	0	0	0	0
Involuntary Servitude	0	0	0	0
Crimes Against Property				
Arson	0	0	0	0
Bribery	0	0	0	0
Burglary	1	0	0	0
Counterfeiting/Forgery	0	0	0	0
Destruction/Damage/Vandalism	0	0	0	0
Embezzlement	0	0	0	0
Extortion/Blackmail	0	0	0	0
Fraud - False Pretenses	0	0	0	0
Fraud - Credit Card/ATM	0	0	0	0
Fraud - Impersonation	0	0	0	0
Fraud - Welfare	0	0	0	0
Fraud - Wire	0	0	0	0
Motor Vehicle Theft	2	1	1	0
Robbery	0	0	0	0
Stolen Property Offenses	0	0	0	0
Theft - Pocket-picking	0	0	0	0
Theft - Purse Snatching	0	0	0	0
Theft - Shoplifting	0	0	0	0
Theft From Building	1	0	0	0
Theft From Coin Machine	0	0	0	0
Theft From Motor Vehicle	0	0	0	0
Theft of Motor Vehicle Parts	0	0	0	0
Theft - All Other Larceny	1	0	0	0
Crimes Against Society				
Drug/Narcotic Violations	5	4	4	0
Drug/Narcotic Equipment Violations	2	2	2	0
Gambling - Betting/Wagering	0	0	0	0
Gambling - Operating/Promoting	0	0	0	0
Gambling - Equipment Violations	0	0	0	0
Gambling - Sports Tampering	0	0	0	0
Pornography/Obscene Material	0	0	0	0
Prostitution	0	0	0	0
Prostitution Assisting/Promoting	0	0	0	0
Purchasing Prostitution	0	0	0	0
Weapon Law Violations	0	0	0	0
Total Group A Offenses	13	7	7	0



Clarksville Police Department - 2014

2013 Population Estimate	142,357
Offense Overview	
Offense Total	13,263
Number Cleared	5,820
Percent Cleared	43.88 %
Group A Crimes per 100,000 population	9,316.7
Arrest Overview	
Total Arrests	7,403
Adult Arrests	6,921
Juvenile Arrests	482
Unknown Age	0
Arrests per 100,000 population	5,200.3
Average number offenses/incident	1.18

Domestic Violence Victims		
Offense	Reported	Cleared
Murder	5	5
Aggravated Assault	285	262
Simple Assault	1,597	1,323
Intimidation	45	21
Stalking	20	12
Forcible Rape	9	4
Forcible Sodomy	6	2
Sexual Assault W/Object	15	10
Forcible Fondling	26	7
Incest	1	1
Statutory Rape	16	14
Kidnapping/Abduction	67	33
Total	2,092	1,694

TIBRS Group B Arrests		
Offense	Adult	Juvenile
Bad Checks	6	0
Curfew/Vagrancy	0	15
Disorderly Conduct	53	9
DUI	524	0
Drunkenness	296	1
Family-Non Violent	29	0
Liquor Law Violations	95	17
Peeping Tom	0	0
Trespass	77	11
All Other Offenses	1,341	30
Total Group B	2,421	83

TIBRS Group A Offenses	Offenses		Arrests	
	Reported	Cleared	Adult	Juvenile
Crimes Against Persons				
Murder	10	8	12	1
Negligent Manslaughter	0	0	0	0
Kidnapping/Abduction	88	41	31	1
Forcible Rape	34	12	11	2
Forcible Sodomy	9	2	0	1
Sexual Assault W/Object	21	11	4	0
Forcible Fondling	69	23	12	1
Incest	1	1	4	0
Statutory Rape	26	18	15	0
Aggravated Assault	796	485	368	25
Simple Assault	2,277	1,444	1,223	102
Intimidation	337	29	10	1
Stalking	43	19	17	0
Commercial Sex Acts	0	0	0	0
Involuntary Servitude	0	0	0	0
Crimes Against Property				
Arson	23	5	4	0
Bribery	3	3	1	0
Burglary	988	138	109	28
Counterfeiting/Forgery	235	100	56	0
Destruction/Damage/Vandalism	1,205	217	111	25
Embezzlement	50	29	25	0
Extortion/Blackmail	4	1	1	0
Fraud - False Pretenses	543	113	11	0
Fraud - Credit Card/ATM	602	87	13	1
Fraud - Impersonation	302	118	98	4
Fraud - Welfare	0	0	0	0
Fraud - Wire	0	0	0	0
Motor Vehicle Theft	199	65	48	8
Robbery	101	41	47	6
Stolen Property Offenses	42	32	39	0
Theft - Pocket-picking	3	0	0	0
Theft - Purse Snatching	2	0	0	0
Theft - Shoplifting	1,060	693	682	83
Theft From Building	880	99	89	11
Theft From Coin Machine	4	1	0	0
Theft From Motor Vehicle	487	61	44	18
Theft of Motor Vehicle Parts	116	10	5	2
Theft - All Other Larceny	585	56	43	6
Crimes Against Society				
Drug/Narcotic Violations	1,094	970	1,010	54
Drug/Narcotic Equipment Violations	691	647	235	12
Gambling - Betting/Wagering	1	0	0	0
Gambling - Operating/Promoting	1	0	0	0
Gambling - Equipment Violations	0	0	0	0
Gambling - Sports Tampering	0	0	0	0
Pornography/Obscene Material	64	23	19	4
Prostitution	15	14	7	0
Prostitution Assisting/Promoting	38	37	26	0
Purchasing Prostitution	1	1	1	0
Weapon Law Violations	213	166	69	3
Total Group A Offenses	13,263	5,820	4,500	399



Cleveland Police Department - 2014

2013 Population Estimate	42,774
Offense Overview	
Offense Total	5,714
Number Cleared	1,904
Percent Cleared	33.32 %
Group A Crimes per 100,000 population	13,358.6
Arrest Overview	
Total Arrests	3,057
Adult Arrests	2,891
Juvenile Arrests	166
Unknown Age	0
Arrests per 100,000 population	7,146.9
Average number offenses/incident	1.13

Domestic Violence Victims		
Offense	Reported	Cleared
Murder	0	0
Aggravated Assault	133	86
Simple Assault	344	192
Intimidation	59	12
Stalking	1	1
Forcible Rape	9	5
Forcible Sodomy	3	0
Sexual Assault W/Object	0	0
Forcible Fondling	6	0
Incest	0	0
Statutory Rape	4	0
Kidnapping/Abduction	6	3
Total	565	299

TIBRS Group B Arrests		
Offense	Adult	Juvenile
Bad Checks	0	0
Curfew/Vagrancy	0	0
Disorderly Conduct	66	29
DUI	121	2
Drunkenness	172	0
Family-Non Violent	0	0
Liquor Law Violations	25	5
Peeping Tom	0	0
Trespass	68	2
All Other Offenses	1,095	3
Total Group B	1,547	41

TIBRS Group A Offenses	Offenses		Arrests	
	Reported	Cleared	Adult	Juvenile
Crimes Against Persons				
Murder	1	1	1	0
Negligent Manslaughter	0	0	0	0
Kidnapping/Abduction	11	6	0	0
Forcible Rape	17	8	5	0
Forcible Sodomy	3	0	0	0
Sexual Assault W/Object	2	1	1	0
Forcible Fondling	23	6	3	1
Incest	0	0	0	0
Statutory Rape	6	1	1	0
Aggravated Assault	322	185	121	14
Simple Assault	575	287	196	25
Intimidation	223	32	11	1
Stalking	6	2	1	0
Commercial Sex Acts	0	0	0	0
Involuntary Servitude	0	0	0	0
Crimes Against Property				
Arson	5	2	3	0
Bribery	0	0	0	0
Burglary	489	49	30	3
Counterfeiting/Forgery	108	11	3	0
Destruction/Damage/Vandalism	676	103	32	13
Embezzlement	48	20	19	0
Extortion/Blackmail	4	0	0	0
Fraud - False Pretenses	199	55	27	1
Fraud - Credit Card/ATM	229	43	7	0
Fraud - Impersonation	50	21	14	2
Fraud - Welfare	0	0	0	0
Fraud - Wire	2	0	0	0
Motor Vehicle Theft	147	32	15	0
Robbery	29	13	9	0
Stolen Property Offenses	22	13	9	0
Theft - Pocket-picking	0	0	0	0
Theft - Purse Snatching	0	0	0	0
Theft - Shoplifting	719	452	472	33
Theft From Building	434	66	23	11
Theft From Coin Machine	3	0	0	0
Theft From Motor Vehicle	312	21	11	6
Theft of Motor Vehicle Parts	139	2	2	0
Theft - All Other Larceny	392	41	36	3
Crimes Against Society				
Drug/Narcotic Violations	291	247	214	10
Drug/Narcotic Equipment Violations	198	162	71	2
Gambling - Betting/Wagering	0	0	0	0
Gambling - Operating/Promoting	0	0	0	0
Gambling - Equipment Violations	0	0	0	0
Gambling - Sports Tampering	0	0	0	0
Pornography/Obscene Material	4	1	0	0
Prostitution	0	0	0	0
Prostitution Assisting/Promoting	0	0	0	0
Purchasing Prostitution	0	0	0	0
Weapon Law Violations	25	21	7	0
Total Group A Offenses	5,714	1,904	1,344	125



Clifton Police Department - 2014

2013 Population Estimate	2,667
Offense Overview	
Offense Total	44
Number Cleared	30
Percent Cleared	68.18 %
Group A Crimes per 100,000 population	1,649.8
Arrest Overview	
Total Arrests	36
Adult Arrests	36
Juvenile Arrests	0
Unknown Age	0
Arrests per 100,000 population	1,349.8
Average number offenses/incident	1.07

Domestic Violence Victims		
Offense	Reported	Cleared
Murder	0	0
Aggravated Assault	0	0
Simple Assault	4	4
Intimidation	0	0
Stalking	0	0
Forcible Rape	0	0
Forcible Sodomy	0	0
Sexual Assault W/Object	0	0
Forcible Fondling	0	0
Incest	0	0
Statutory Rape	0	0
Kidnapping/Abduction	0	0
Total	4	4

TIBRS Group B Arrests		
Offense	Adult	Juvenile
Bad Checks	0	0
Curfew/Vagrancy	0	0
Disorderly Conduct	0	0
DUI	3	0
Drunkenness	2	0
Family-Non Violent	0	0
Liquor Law Violations	1	0
Peeping Tom	0	0
Trespass	0	0
All Other Offenses	2	0
Total Group B	8	0

TIBRS Group A Offenses	Offenses		Arrests	
	Reported	Cleared	Adult	Juvenile
Crimes Against Persons				
Murder	0	0	0	0
Negligent Manslaughter	0	0	0	0
Kidnapping/Abduction	0	0	0	0
Forcible Rape	0	0	0	0
Forcible Sodomy	0	0	0	0
Sexual Assault W/Object	0	0	0	0
Forcible Fondling	0	0	0	0
Incest	0	0	0	0
Statutory Rape	0	0	0	0
Aggravated Assault	1	1	1	0
Simple Assault	9	8	8	0
Intimidation	0	0	0	0
Stalking	0	0	0	0
Commercial Sex Acts	0	0	0	0
Involuntary Servitude	0	0	0	0
Crimes Against Property				
Arson	0	0	0	0
Bribery	0	0	0	0
Burglary	8	4	4	0
Counterfeiting/Forgery	0	0	0	0
Destruction/Damage/Vandalism	4	1	1	0
Embezzlement	0	0	0	0
Extortion/Blackmail	0	0	0	0
Fraud - False Pretenses	0	0	0	0
Fraud - Credit Card/ATM	3	0	0	0
Fraud - Impersonation	0	0	0	0
Fraud - Welfare	0	0	0	0
Fraud - Wire	0	0	0	0
Motor Vehicle Theft	0	0	0	0
Robbery	0	0	0	0
Stolen Property Offenses	0	0	0	0
Theft - Pocket-picking	0	0	0	0
Theft - Purse Snatching	0	0	0	0
Theft - Shoplifting	0	0	0	0
Theft From Building	0	0	0	0
Theft From Coin Machine	0	0	0	0
Theft From Motor Vehicle	1	0	0	0
Theft of Motor Vehicle Parts	1	0	0	0
Theft - All Other Larceny	1	0	0	0
Crimes Against Society				
Drug/Narcotic Violations	11	11	9	0
Drug/Narcotic Equipment Violations	3	3	3	0
Gambling - Betting/Wagering	0	0	0	0
Gambling - Operating/Promoting	0	0	0	0
Gambling - Equipment Violations	0	0	0	0
Gambling - Sports Tampering	0	0	0	0
Pornography/Obscene Material	0	0	0	0
Prostitution	0	0	0	0
Prostitution Assisting/Promoting	0	0	0	0
Purchasing Prostitution	0	0	0	0
Weapon Law Violations	2	2	2	0
Total Group A Offenses	44	30	28	0



Clinton Police Department - 2014

2013 Population Estimate	9,908
Offense Overview	
Offense Total	906
Number Cleared	426
Percent Cleared	47.02 %
Group A Crimes per 100,000 population	9,144.1
Arrest Overview	
Total Arrests	547
Adult Arrests	530
Juvenile Arrests	17
Unknown Age	0
Arrests per 100,000 population	5,520.8
Average number offenses/incident	1.19

Domestic Violence Victims		
Offense	Reported	Cleared
Murder	1	1
Aggravated Assault	30	18
Simple Assault	64	29
Intimidation	10	2
Stalking	0	0
Forcible Rape	0	0
Forcible Sodomy	0	0
Sexual Assault W/Object	0	0
Forcible Fondling	0	0
Incest	0	0
Statutory Rape	0	0
Kidnapping/Abduction	3	2
Total	108	52

TIBRS Group B Arrests		
Offense	Adult	Juvenile
Bad Checks	0	0
Curfew/Vagrancy	0	0
Disorderly Conduct	6	0
DUI	39	0
Drunkenness	24	0
Family-Non Violent	0	0
Liquor Law Violations	1	0
Peeping Tom	0	0
Trespass	23	0
All Other Offenses	121	1
Total Group B	214	1

TIBRS Group A Offenses	Offenses		Arrests	
	Reported	Cleared	Adult	Juvenile
Crimes Against Persons				
Murder	1	1	1	0
Negligent Manslaughter	0	0	0	0
Kidnapping/Abduction	3	2	0	0
Forcible Rape	0	0	0	0
Forcible Sodomy	0	0	0	0
Sexual Assault W/Object	0	0	0	0
Forcible Fondling	0	0	0	0
Incest	0	0	0	0
Statutory Rape	0	0	0	0
Aggravated Assault	47	27	13	2
Simple Assault	120	56	26	1
Intimidation	28	7	2	0
Stalking	1	1	1	0
Commercial Sex Acts	0	0	0	0
Involuntary Servitude	0	0	0	0
Crimes Against Property				
Arson	5	1	0	0
Bribery	0	0	0	0
Burglary	50	11	8	2
Counterfeiting/Forgery	16	7	1	0
Destruction/Damage/Vandalism	60	5	3	0
Embezzlement	17	12	11	0
Extortion/Blackmail	0	0	0	0
Fraud - False Pretenses	56	20	14	0
Fraud - Credit Card/ATM	31	3	0	0
Fraud - Impersonation	15	6	5	0
Fraud - Welfare	0	0	0	0
Fraud - Wire	3	1	0	0
Motor Vehicle Theft	19	7	3	0
Robbery	4	2	1	0
Stolen Property Offenses	3	3	2	0
Theft - Pocket-picking	1	0	0	0
Theft - Purse Snatching	0	0	0	0
Theft - Shoplifting	156	123	134	8
Theft From Building	39	8	6	0
Theft From Coin Machine	4	1	0	0
Theft From Motor Vehicle	32	5	2	0
Theft of Motor Vehicle Parts	19	1	1	0
Theft - All Other Larceny	48	9	6	0
Crimes Against Society				
Drug/Narcotic Violations	67	54	58	2
Drug/Narcotic Equipment Violations	53	46	17	1
Gambling - Betting/Wagering	0	0	0	0
Gambling - Operating/Promoting	0	0	0	0
Gambling - Equipment Violations	0	0	0	0
Gambling - Sports Tampering	0	0	0	0
Pornography/Obscene Material	1	1	0	0
Prostitution	0	0	0	0
Prostitution Assisting/Promoting	0	0	0	0
Purchasing Prostitution	0	0	0	0
Weapon Law Violations	7	6	1	0
Total Group A Offenses	906	426	316	16



Collegedale Police Department - 2014

2013 Population Estimate	9,585
Offense Overview	
Offense Total	446
Number Cleared	203
Percent Cleared	45.52 %
Group A Crimes per 100,000 population	4,653.1
Arrest Overview	
Total Arrests	634
Adult Arrests	624
Juvenile Arrests	10
Unknown Age	0
Arrests per 100,000 population	6,614.5
Average number offenses/incident	1.20

Domestic Violence Victims		
Offense	Reported	Cleared
Murder	0	0
Aggravated Assault	2	1
Simple Assault	9	6
Intimidation	1	0
Stalking	0	0
Forcible Rape	1	0
Forcible Sodomy	0	0
Sexual Assault W/Object	0	0
Forcible Fondling	0	0
Incest	0	0
Statutory Rape	0	0
Kidnapping/Abduction	0	0
Total	13	7

TIBRS Group B Arrests		
Offense	Adult	Juvenile
Bad Checks	1	0
Curfew/Vagrancy	0	0
Disorderly Conduct	0	3
DUI	38	0
Drunkenness	7	0
Family-Non Violent	1	0
Liquor Law Violations	8	2
Peeping Tom	0	0
Trespass	3	0
All Other Offenses	394	0
Total Group B	452	5

TIBRS Group A Offenses	Offenses		Arrests	
	Reported	Cleared	Adult	Juvenile
Crimes Against Persons				
Murder	0	0	0	0
Negligent Manslaughter	0	0	0	0
Kidnapping/Abduction	1	0	0	0
Forcible Rape	2	0	0	0
Forcible Sodomy	0	0	0	0
Sexual Assault W/Object	0	0	0	0
Forcible Fondling	2	0	0	0
Incest	0	0	0	0
Statutory Rape	0	0	0	0
Aggravated Assault	4	2	2	1
Simple Assault	19	10	11	0
Intimidation	6	2	2	0
Stalking	2	1	1	0
Commercial Sex Acts	0	0	0	0
Involuntary Servitude	0	0	0	0
Crimes Against Property				
Arson	3	0	0	0
Bribery	0	0	0	0
Burglary	38	1	0	0
Counterfeiting/Forgery	12	5	5	0
Destruction/Damage/Vandalism	18	2	4	0
Embezzlement	8	7	5	0
Extortion/Blackmail	0	0	0	0
Fraud - False Pretenses	9	2	0	0
Fraud - Credit Card/ATM	14	0	0	0
Fraud - Impersonation	10	3	1	0
Fraud - Welfare	0	0	0	0
Fraud - Wire	3	1	1	0
Motor Vehicle Theft	11	1	1	0
Robbery	1	1	3	0
Stolen Property Offenses	7	5	4	0
Theft - Pocket-picking	0	0	0	0
Theft - Purse Snatching	1	0	0	0
Theft - Shoplifting	58	39	49	1
Theft From Building	20	2	2	0
Theft From Coin Machine	0	0	0	0
Theft From Motor Vehicle	18	1	1	0
Theft of Motor Vehicle Parts	6	0	0	0
Theft - All Other Larceny	59	19	21	0
Crimes Against Society				
Drug/Narcotic Violations	62	55	40	3
Drug/Narcotic Equipment Violations	42	35	13	0
Gambling - Betting/Wagering	0	0	0	0
Gambling - Operating/Promoting	0	0	0	0
Gambling - Equipment Violations	0	0	0	0
Gambling - Sports Tampering	0	0	0	0
Pornography/Obscene Material	0	0	0	0
Prostitution	0	0	0	0
Prostitution Assisting/Promoting	0	0	0	0
Purchasing Prostitution	0	0	0	0
Weapon Law Violations	10	9	6	0
Total Group A Offenses	446	203	172	5



Collierville Police Department - 2014

2013 Population Estimate	47,333
Offense Overview	
Offense Total	2,148
Number Cleared	858
Percent Cleared	39.94 %
Group A Crimes per 100,000 population	4,538.1
Arrest Overview	
Total Arrests	2,019
Adult Arrests	1,701
Juvenile Arrests	318
Unknown Age	0
Arrests per 100,000 population	4,265.5
Average number offenses/incident	1.20

Domestic Violence Victims		
Offense	Reported	Cleared
Murder	0	0
Aggravated Assault	21	15
Simple Assault	142	85
Intimidation	30	9
Stalking	2	2
Forcible Rape	4	2
Forcible Sodomy	1	0
Sexual Assault W/Object	0	0
Forcible Fondling	1	0
Incest	0	0
Statutory Rape	0	0
Kidnapping/Abduction	2	2
Total	203	115

TIBRS Group B Arrests		
Offense	Adult	Juvenile
Bad Checks	0	0
Curfew/Vagrancy	0	112
Disorderly Conduct	15	5
DUI	137	3
Drunkenness	54	1
Family-Non Violent	0	0
Liquor Law Violations	76	36
Peeping Tom	0	0
Trespass	16	2
All Other Offenses	808	9
Total Group B	1,106	168

TIBRS Group A Offenses	Offenses		Arrests	
	Reported	Cleared	Adult	Juvenile
Crimes Against Persons				
Murder	0	0	0	0
Negligent Manslaughter	0	0	0	0
Kidnapping/Abduction	4	4	3	0
Forcible Rape	8	3	2	0
Forcible Sodomy	2	0	0	0
Sexual Assault W/Object	0	0	0	0
Forcible Fondling	7	1	1	0
Incest	0	0	0	0
Statutory Rape	0	0	0	0
Aggravated Assault	54	33	23	3
Simple Assault	245	116	78	21
Intimidation	95	20	15	1
Stalking	3	2	2	0
Commercial Sex Acts	0	0	0	0
Involuntary Servitude	0	0	0	0
Crimes Against Property				
Arson	5	3	3	0
Bribery	1	0	0	0
Burglary	74	9	13	3
Counterfeiting/Forgery	57	25	17	2
Destruction/Damage/Vandalism	228	42	19	8
Embezzlement	26	15	13	0
Extortion/Blackmail	0	0	0	0
Fraud - False Pretenses	17	1	1	0
Fraud - Credit Card/ATM	43	4	3	0
Fraud - Impersonation	63	20	14	0
Fraud - Welfare	0	0	0	0
Fraud - Wire	0	0	0	0
Motor Vehicle Theft	25	5	0	2
Robbery	9	0	0	0
Stolen Property Offenses	5	2	0	0
Theft - Pocket-picking	0	0	0	0
Theft - Purse Snatching	0	0	0	0
Theft - Shoplifting	136	81	62	27
Theft From Building	98	48	48	10
Theft From Coin Machine	0	0	0	0
Theft From Motor Vehicle	116	5	4	0
Theft of Motor Vehicle Parts	10	0	0	0
Theft - All Other Larceny	342	49	36	21
Crimes Against Society				
Drug/Narcotic Violations	282	218	177	39
Drug/Narcotic Equipment Violations	170	134	51	11
Gambling - Betting/Wagering	0	0	0	0
Gambling - Operating/Promoting	0	0	0	0
Gambling - Equipment Violations	0	0	0	0
Gambling - Sports Tampering	0	0	0	0
Pornography/Obscene Material	1	0	0	0
Prostitution	0	0	0	0
Prostitution Assisting/Promoting	0	0	0	0
Purchasing Prostitution	0	0	0	0
Weapon Law Violations	22	18	10	2
Total Group A Offenses	2,148	858	595	150



Collinwood Police Department - 2014

2013 Population Estimate	990
Offense Overview	
Offense Total	16
Number Cleared	6
Percent Cleared	37.50 %
Group A Crimes per 100,000 population	1,616.2
Arrest Overview	
Total Arrests	10
Adult Arrests	9
Juvenile Arrests	1
Unknown Age	0
Arrests per 100,000 population	1,010.1
Average number offenses/incident	1.00

Domestic Violence Victims		
Offense	Reported	Cleared
Murder	0	0
Aggravated Assault	0	0
Simple Assault	1	1
Intimidation	0	0
Stalking	0	0
Forcible Rape	0	0
Forcible Sodomy	0	0
Sexual Assault W/Object	0	0
Forcible Fondling	0	0
Incest	0	0
Statutory Rape	0	0
Kidnapping/Abduction	0	0
Total	1	1

TIBRS Group B Arrests		
Offense	Adult	Juvenile
Bad Checks	0	0
Curfew/Vagrancy	0	0
Disorderly Conduct	0	0
DUI	3	0
Drunkenness	0	0
Family-Non Violent	0	0
Liquor Law Violations	0	0
Peeping Tom	0	0
Trespass	1	0
All Other Offenses	0	0
Total Group B	4	0

TIBRS Group A Offenses	Offenses		Arrests	
	Reported	Cleared	Adult	Juvenile
Crimes Against Persons				
Murder	0	0	0	0
Negligent Manslaughter	0	0	0	0
Kidnapping/Abduction	0	0	0	0
Forcible Rape	0	0	0	0
Forcible Sodomy	0	0	0	0
Sexual Assault W/Object	0	0	0	0
Forcible Fondling	0	0	0	0
Incest	0	0	0	0
Statutory Rape	0	0	0	0
Aggravated Assault	1	0	0	0
Simple Assault	4	2	2	0
Intimidation	1	0	0	0
Stalking	0	0	0	0
Commercial Sex Acts	0	0	0	0
Involuntary Servitude	0	0	0	0
Crimes Against Property				
Arson	0	0	0	0
Bribery	0	0	0	0
Burglary	0	0	0	0
Counterfeiting/Forgery	1	1	1	0
Destruction/Damage/Vandalism	3	0	0	0
Embezzlement	0	0	0	0
Extortion/Blackmail	0	0	0	0
Fraud - False Pretenses	0	0	0	0
Fraud - Credit Card/ATM	0	0	0	0
Fraud - Impersonation	0	0	0	0
Fraud - Welfare	0	0	0	0
Fraud - Wire	0	0	0	0
Motor Vehicle Theft	3	2	1	1
Robbery	0	0	0	0
Stolen Property Offenses	0	0	0	0
Theft - Pocket-picking	0	0	0	0
Theft - Purse Snatching	0	0	0	0
Theft - Shoplifting	0	0	0	0
Theft From Building	1	0	0	0
Theft From Coin Machine	0	0	0	0
Theft From Motor Vehicle	0	0	0	0
Theft of Motor Vehicle Parts	1	0	0	0
Theft - All Other Larceny	0	0	0	0
Crimes Against Society				
Drug/Narcotic Violations	1	1	1	0
Drug/Narcotic Equipment Violations	0	0	0	0
Gambling - Betting/Wagering	0	0	0	0
Gambling - Operating/Promoting	0	0	0	0
Gambling - Equipment Violations	0	0	0	0
Gambling - Sports Tampering	0	0	0	0
Pornography/Obscene Material	0	0	0	0
Prostitution	0	0	0	0
Prostitution Assisting/Promoting	0	0	0	0
Purchasing Prostitution	0	0	0	0
Weapon Law Violations	0	0	0	0
Total Group A Offenses	16	6	5	1



Columbia Police Department - 2014

2013 Population Estimate	35,558
Offense Overview	
Offense Total	3,664
Number Cleared	1,756
Percent Cleared	47.93 %
Group A Crimes per 100,000 population	10,304.3
Arrest Overview	
Total Arrests	2,397
Adult Arrests	2,109
Juvenile Arrests	288
Unknown Age	0
Arrests per 100,000 population	6,741.1
Average number offenses/incident	1.22

Domestic Violence Victims		
Offense	Reported	Cleared
Murder	0	0
Aggravated Assault	56	48
Simple Assault	564	290
Intimidation	38	14
Stalking	4	4
Forcible Rape	4	3
Forcible Sodomy	3	1
Sexual Assault W/Object	0	0
Forcible Fondling	2	1
Incest	0	0
Statutory Rape	0	0
Kidnapping/Abduction	4	2
Total	675	363

TIBRS Group B Arrests		
Offense	Adult	Juvenile
Bad Checks	0	0
Curfew/Vagrancy	0	53
Disorderly Conduct	16	4
DUI	254	1
Drunkenness	276	2
Family-Non Violent	2	1
Liquor Law Violations	24	3
Peeping Tom	0	0
Trespass	32	2
All Other Offenses	159	37
Total Group B	763	103

TIBRS Group A Offenses	Offenses		Arrests	
	Reported	Cleared	Adult	Juvenile
Crimes Against Persons				
Murder	2	2	1	0
Negligent Manslaughter	0	0	0	0
Kidnapping/Abduction	5	3	2	0
Forcible Rape	14	8	3	3
Forcible Sodomy	5	2	0	0
Sexual Assault W/Object	0	0	0	0
Forcible Fondling	4	3	2	1
Incest	0	0	0	0
Statutory Rape	3	3	3	0
Aggravated Assault	160	112	100	9
Simple Assault	859	380	233	35
Intimidation	124	26	11	3
Stalking	8	4	4	0
Commercial Sex Acts	0	0	0	0
Involuntary Servitude	0	0	0	0
Crimes Against Property				
Arson	4	3	1	0
Bribery	0	0	0	0
Burglary	234	42	28	4
Counterfeiting/Forgery	75	38	33	0
Destruction/Damage/Vandalism	288	70	30	14
Embezzlement	26	19	3	0
Extortion/Blackmail	0	0	0	0
Fraud - False Pretenses	124	50	27	1
Fraud - Credit Card/ATM	43	13	9	0
Fraud - Impersonation	38	25	20	1
Fraud - Welfare	0	0	0	0
Fraud - Wire	1	0	0	0
Motor Vehicle Theft	50	21	15	2
Robbery	44	26	31	10
Stolen Property Offenses	10	9	8	3
Theft - Pocket-picking	0	0	0	0
Theft - Purse Snatching	1	0	0	0
Theft - Shoplifting	367	265	267	46
Theft From Building	218	50	20	3
Theft From Coin Machine	0	0	0	0
Theft From Motor Vehicle	174	43	49	10
Theft of Motor Vehicle Parts	24	0	0	0
Theft - All Other Larceny	203	37	64	13
Crimes Against Society				
Drug/Narcotic Violations	377	337	339	24
Drug/Narcotic Equipment Violations	144	136	32	1
Gambling - Betting/Wagering	0	0	0	0
Gambling - Operating/Promoting	0	0	0	0
Gambling - Equipment Violations	0	0	0	0
Gambling - Sports Tampering	0	0	0	0
Pornography/Obscene Material	6	3	2	1
Prostitution	0	0	0	0
Prostitution Assisting/Promoting	1	0	0	0
Purchasing Prostitution	0	0	0	0
Weapon Law Violations	28	26	9	1
Total Group A Offenses	3,664	1,756	1,346	185



Cookeville Police Department - 2014

2013 Population Estimate	31,135
Offense Overview	
Offense Total	3,371
Number Cleared	1,537
Percent Cleared	45.59 %
Group A Crimes per 100,000 population	10,827.0
Arrest Overview	
Total Arrests	2,214
Adult Arrests	2,102
Juvenile Arrests	112
Unknown Age	0
Arrests per 100,000 population	7,111.0
Average number offenses/incident	1.17

Domestic Violence Victims		
Offense	Reported	Cleared
Murder	1	1
Aggravated Assault	47	46
Simple Assault	265	171
Intimidation	27	17
Stalking	2	0
Forcible Rape	0	0
Forcible Sodomy	1	0
Sexual Assault W/Object	0	0
Forcible Fondling	6	0
Incest	0	0
Statutory Rape	0	0
Kidnapping/Abduction	1	1
Total	350	236

TIBRS Group B Arrests		
Offense	Adult	Juvenile
Bad Checks	0	0
Curfew/Vagrancy	0	14
Disorderly Conduct	65	10
DUI	200	0
Drunkenness	397	3
Family-Non Violent	7	0
Liquor Law Violations	27	3
Peeping Tom	0	0
Trespass	12	2
All Other Offenses	87	6
Total Group B	795	38

TIBRS Group A Offenses	Offenses		Arrests	
	Reported	Cleared	Adult	Juvenile
Crimes Against Persons				
Murder	2	2	0	0
Negligent Manslaughter	0	0	1	0
Kidnapping/Abduction	1	1	1	0
Forcible Rape	4	0	0	0
Forcible Sodomy	3	0	0	0
Sexual Assault W/Object	1	1	0	0
Forcible Fondling	11	1	0	0
Incest	0	0	0	0
Statutory Rape	2	1	0	0
Aggravated Assault	96	75	60	1
Simple Assault	427	219	172	7
Intimidation	72	22	14	1
Stalking	5	0	0	0
Commercial Sex Acts	0	0	0	0
Involuntary Servitude	0	0	0	0
Crimes Against Property				
Arson	3	0	0	0
Bribery	0	0	0	0
Burglary	236	19	20	3
Counterfeiting/Forgery	46	13	10	1
Destruction/Damage/Vandalism	218	30	19	1
Embezzlement	18	5	3	0
Extortion/Blackmail	3	0	0	0
Fraud - False Pretenses	103	33	9	0
Fraud - Credit Card/ATM	105	8	4	0
Fraud - Impersonation	25	19	16	0
Fraud - Welfare	0	0	0	0
Fraud - Wire	15	1	1	0
Motor Vehicle Theft	71	13	10	0
Robbery	20	9	14	0
Stolen Property Offenses	17	14	13	1
Theft - Pocket-picking	3	1	1	0
Theft - Purse Snatching	0	0	0	0
Theft - Shoplifting	456	389	456	43
Theft From Building	233	18	14	4
Theft From Coin Machine	4	0	0	0
Theft From Motor Vehicle	189	13	10	3
Theft of Motor Vehicle Parts	71	2	1	0
Theft - All Other Larceny	152	19	25	1
Crimes Against Society				
Drug/Narcotic Violations	423	330	321	6
Drug/Narcotic Equipment Violations	313	262	103	2
Gambling - Betting/Wagering	0	0	0	0
Gambling - Operating/Promoting	0	0	0	0
Gambling - Equipment Violations	0	0	0	0
Gambling - Sports Tampering	0	0	0	0
Pornography/Obscene Material	5	1	1	0
Prostitution	0	0	0	0
Prostitution Assisting/Promoting	0	0	0	0
Purchasing Prostitution	0	0	0	0
Weapon Law Violations	18	16	8	0
Total Group A Offenses	3,371	1,537	1,307	74



Coopertown Police Department - 2014

2013 Population Estimate	4,339
Offense Overview	
Offense Total	81
Number Cleared	22
Percent Cleared	27.16 %
Group A Crimes per 100,000 population	1,866.8
Arrest Overview	
Total Arrests	25
Adult Arrests	24
Juvenile Arrests	1
Unknown Age	0
Arrests per 100,000 population	576.2
Average number offenses/incident	1.13

Domestic Violence Victims		
Offense	Reported	Cleared
Murder	0	0
Aggravated Assault	5	4
Simple Assault	2	1
Intimidation	1	0
Stalking	1	0
Forcible Rape	0	0
Forcible Sodomy	0	0
Sexual Assault W/Object	1	0
Forcible Fondling	0	0
Incest	0	0
Statutory Rape	0	0
Kidnapping/Abduction	0	0
Total	10	5

TIBRS Group B Arrests		
Offense	Adult	Juvenile
Bad Checks	0	0
Curfew/Vagrancy	0	0
Disorderly Conduct	0	0
DUI	2	0
Drunkenness	0	0
Family-Non Violent	1	0
Liquor Law Violations	1	0
Peeping Tom	0	0
Trespass	0	0
All Other Offenses	3	0
Total Group B	7	0

TIBRS Group A Offenses	Offenses		Arrests	
	Reported	Cleared	Adult	Juvenile
Crimes Against Persons				
Murder	0	0	0	0
Negligent Manslaughter	0	0	0	0
Kidnapping/Abduction	0	0	0	0
Forcible Rape	0	0	0	0
Forcible Sodomy	0	0	0	0
Sexual Assault W/Object	1	0	0	0
Forcible Fondling	0	0	0	0
Incest	0	0	0	0
Statutory Rape	1	1	1	0
Aggravated Assault	5	4	4	0
Simple Assault	3	2	2	0
Intimidation	3	1	0	1
Stalking	1	0	0	0
Commercial Sex Acts	0	0	0	0
Involuntary Servitude	0	0	0	0
Crimes Against Property				
Arson	0	0	0	0
Bribery	0	0	0	0
Burglary	14	3	3	0
Counterfeiting/Forgery	0	0	0	0
Destruction/Damage/Vandalism	8	0	0	0
Embezzlement	1	0	0	0
Extortion/Blackmail	0	0	0	0
Fraud - False Pretenses	1	0	0	0
Fraud - Credit Card/ATM	1	0	0	0
Fraud - Impersonation	1	0	0	0
Fraud - Welfare	0	0	0	0
Fraud - Wire	0	0	0	0
Motor Vehicle Theft	11	2	1	0
Robbery	0	0	0	0
Stolen Property Offenses	0	0	0	0
Theft - Pocket-picking	0	0	0	0
Theft - Purse Snatching	0	0	0	0
Theft - Shoplifting	1	0	0	0
Theft From Building	2	2	1	0
Theft From Coin Machine	0	0	0	0
Theft From Motor Vehicle	4	0	0	0
Theft of Motor Vehicle Parts	4	0	0	0
Theft - All Other Larceny	12	0	0	0
Crimes Against Society				
Drug/Narcotic Violations	4	4	3	0
Drug/Narcotic Equipment Violations	1	1	0	0
Gambling - Betting/Wagering	0	0	0	0
Gambling - Operating/Promoting	0	0	0	0
Gambling - Equipment Violations	0	0	0	0
Gambling - Sports Tampering	0	0	0	0
Pornography/Obscene Material	0	0	0	0
Prostitution	0	0	0	0
Prostitution Assisting/Promoting	0	0	0	0
Purchasing Prostitution	0	0	0	0
Weapon Law Violations	2	2	2	0
Total Group A Offenses	81	22	17	1



Copperhill Police Department - 2014

2013 Population Estimate	340
Offense Overview	
Offense Total	82
Number Cleared	73
Percent Cleared	89.02 %
Group A Crimes per 100,000 population	24,117.6
Arrest Overview	
Total Arrests	82
Adult Arrests	82
Juvenile Arrests	0
Unknown Age	0
Arrests per 100,000 population	24,117.6
Average number offenses/incident	1.37

Domestic Violence Victims		
Offense	Reported	Cleared
Murder	0	0
Aggravated Assault	0	0
Simple Assault	6	5
Intimidation	0	0
Stalking	0	0
Forcible Rape	0	0
Forcible Sodomy	0	0
Sexual Assault W/Object	0	0
Forcible Fondling	0	0
Incest	0	0
Statutory Rape	0	0
Kidnapping/Abduction	0	0
Total	6	5

TIBRS Group B Arrests		
Offense	Adult	Juvenile
Bad Checks	0	0
Curfew/Vagrancy	0	0
Disorderly Conduct	0	0
DUI	8	0
Drunkenness	0	0
Family-Non Violent	0	0
Liquor Law Violations	0	0
Peeping Tom	0	0
Trespass	0	0
All Other Offenses	12	0
Total Group B	20	0

	Offenses		Arrests	
	Reported	Cleared	Adult	Juvenile
TIBRS Group A Offenses				
Crimes Against Persons				
Murder	0	0	0	0
Negligent Manslaughter	0	0	0	0
Kidnapping/Abduction	0	0	0	0
Forcible Rape	0	0	0	0
Forcible Sodomy	0	0	0	0
Sexual Assault W/Object	0	0	0	0
Forcible Fondling	0	0	0	0
Incest	0	0	0	0
Statutory Rape	0	0	0	0
Aggravated Assault	2	2	2	0
Simple Assault	8	7	7	0
Intimidation	0	0	0	0
Stalking	0	0	0	0
Commercial Sex Acts	0	0	0	0
Involuntary Servitude	0	0	0	0
Crimes Against Property				
Arson	0	0	0	0
Bribery	0	0	0	0
Burglary	0	0	0	0
Counterfeiting/Forgery	0	0	0	0
Destruction/Damage/Vandalism	0	0	0	0
Embezzlement	0	0	0	0
Extortion/Blackmail	0	0	0	0
Fraud - False Pretenses	0	0	0	0
Fraud - Credit Card/ATM	0	0	0	0
Fraud - Impersonation	0	0	0	0
Fraud - Welfare	0	0	0	0
Fraud - Wire	0	0	0	0
Motor Vehicle Theft	0	0	0	0
Robbery	0	0	0	0
Stolen Property Offenses	0	0	0	0
Theft - Pocket-picking	0	0	0	0
Theft - Purse Snatching	0	0	0	0
Theft - Shoplifting	0	0	0	0
Theft From Building	1	1	1	0
Theft From Coin Machine	0	0	0	0
Theft From Motor Vehicle	0	0	0	0
Theft of Motor Vehicle Parts	0	0	0	0
Theft - All Other Larceny	1	1	1	0
Crimes Against Society				
Drug/Narcotic Violations	44	39	45	0
Drug/Narcotic Equipment Violations	21	19	3	0
Gambling - Betting/Wagering	0	0	0	0
Gambling - Operating/Promoting	0	0	0	0
Gambling - Equipment Violations	0	0	0	0
Gambling - Sports Tampering	0	0	0	0
Pornography/Obscene Material	0	0	0	0
Prostitution	0	0	0	0
Prostitution Assisting/Promoting	0	0	0	0
Purchasing Prostitution	0	0	0	0
Weapon Law Violations	5	4	3	0
Total Group A Offenses	82	73	62	0



Cornersville Police Department - 2014

2013 Population Estimate	1,205
Offense Overview	
Offense Total	23
Number Cleared	12
Percent Cleared	52.17 %
Group A Crimes per 100,000 population	1,908.7
Arrest Overview	
Total Arrests	23
Adult Arrests	23
Juvenile Arrests	0
Unknown Age	0
Arrests per 100,000 population	1,908.7
Average number offenses/incident	1.10

Domestic Violence Victims		
Offense	Reported	Cleared
Murder	0	0
Aggravated Assault	1	1
Simple Assault	2	2
Intimidation	0	0
Stalking	0	0
Forcible Rape	0	0
Forcible Sodomy	0	0
Sexual Assault W/Object	0	0
Forcible Fondling	0	0
Incest	0	0
Statutory Rape	0	0
Kidnapping/Abduction	0	0
Total	3	3

TIBRS Group B Arrests		
Offense	Adult	Juvenile
Bad Checks	0	0
Curfew/Vagrancy	0	0
Disorderly Conduct	1	0
DUI	3	0
Drunkenness	2	0
Family-Non Violent	0	0
Liquor Law Violations	0	0
Peeping Tom	0	0
Trespass	2	0
All Other Offenses	2	0
Total Group B	10	0

TIBRS Group A Offenses	Offenses		Arrests	
	Reported	Cleared	Adult	Juvenile
Crimes Against Persons				
Murder	0	0	0	0
Negligent Manslaughter	0	0	0	0
Kidnapping/Abduction	0	0	0	0
Forcible Rape	0	0	0	0
Forcible Sodomy	0	0	0	0
Sexual Assault W/Object	0	0	0	0
Forcible Fondling	0	0	0	0
Incest	0	0	0	0
Statutory Rape	0	0	0	0
Aggravated Assault	1	1	1	0
Simple Assault	3	2	2	0
Intimidation	0	0	0	0
Stalking	0	0	0	0
Commercial Sex Acts	0	0	0	0
Involuntary Servitude	0	0	0	0
Crimes Against Property				
Arson	0	0	0	0
Bribery	0	0	0	0
Burglary	7	3	5	0
Counterfeiting/Forgery	0	0	0	0
Destruction/Damage/Vandalism	4	3	2	0
Embezzlement	0	0	0	0
Extortion/Blackmail	0	0	0	0
Fraud - False Pretenses	0	0	0	0
Fraud - Credit Card/ATM	0	0	0	0
Fraud - Impersonation	0	0	0	0
Fraud - Welfare	0	0	0	0
Fraud - Wire	0	0	0	0
Motor Vehicle Theft	2	1	1	0
Robbery	0	0	0	0
Stolen Property Offenses	0	0	0	0
Theft - Pocket-picking	0	0	0	0
Theft - Purse Snatching	0	0	0	0
Theft - Shoplifting	0	0	0	0
Theft From Building	0	0	0	0
Theft From Coin Machine	0	0	0	0
Theft From Motor Vehicle	2	0	0	0
Theft of Motor Vehicle Parts	1	0	0	0
Theft - All Other Larceny	1	0	0	0
Crimes Against Society				
Drug/Narcotic Violations	1	1	1	0
Drug/Narcotic Equipment Violations	1	1	1	0
Gambling - Betting/Wagering	0	0	0	0
Gambling - Operating/Promoting	0	0	0	0
Gambling - Equipment Violations	0	0	0	0
Gambling - Sports Tampering	0	0	0	0
Pornography/Obscene Material	0	0	0	0
Prostitution	0	0	0	0
Prostitution Assisting/Promoting	0	0	0	0
Purchasing Prostitution	0	0	0	0
Weapon Law Violations	0	0	0	0
Total Group A Offenses	23	12	13	0



Covington Police Department - 2014

2013 Population Estimate	9,052
Offense Overview	
Offense Total	1,650
Number Cleared	693
Percent Cleared	42.00 %
Group A Crimes per 100,000 population	18,228.0
Arrest Overview	
Total Arrests	1,068
Adult Arrests	916
Juvenile Arrests	152
Unknown Age	0
Arrests per 100,000 population	11,798.5
Average number offenses/incident	1.17

Domestic Violence Victims		
Offense	Reported	Cleared
Murder	0	0
Aggravated Assault	75	57
Simple Assault	158	90
Intimidation	40	22
Stalking	3	1
Forcible Rape	0	0
Forcible Sodomy	0	0
Sexual Assault W/Object	0	0
Forcible Fondling	1	0
Incest	0	0
Statutory Rape	1	0
Kidnapping/Abduction	3	3
Total	281	173

TIBRS Group B Arrests		
Offense	Adult	Juvenile
Bad Checks	1	0
Curfew/Vagrancy	0	4
Disorderly Conduct	22	4
DUI	42	0
Drunkenness	47	0
Family-Non Violent	0	0
Liquor Law Violations	1	0
Peeping Tom	0	0
Trespass	11	2
All Other Offenses	217	11
Total Group B	341	21

TIBRS Group A Offenses	Offenses		Arrests	
	Reported	Cleared	Adult	Juvenile
Crimes Against Persons				
Murder	0	0	0	0
Negligent Manslaughter	0	0	0	0
Kidnapping/Abduction	4	4	3	0
Forcible Rape	0	0	0	0
Forcible Sodomy	0	0	0	0
Sexual Assault W/Object	0	0	0	0
Forcible Fondling	6	1	1	0
Incest	0	0	0	0
Statutory Rape	2	1	0	0
Aggravated Assault	156	90	70	10
Simple Assault	260	138	104	14
Intimidation	96	35	22	0
Stalking	9	2	2	0
Commercial Sex Acts	0	0	0	0
Involuntary Servitude	0	0	0	0
Crimes Against Property				
Arson	3	0	0	0
Bribery	0	0	0	0
Burglary	139	10	6	1
Counterfeiting/Forgery	24	5	3	0
Destruction/Damage/Vandalism	227	39	12	5
Embezzlement	9	6	7	0
Extortion/Blackmail	0	0	0	0
Fraud - False Pretenses	12	3	2	0
Fraud - Credit Card/ATM	6	1	1	0
Fraud - Impersonation	13	2	0	0
Fraud - Welfare	0	0	0	0
Fraud - Wire	1	0	1	0
Motor Vehicle Theft	28	6	1	0
Robbery	13	1	1	0
Stolen Property Offenses	0	0	0	0
Theft - Pocket-picking	2	0	0	0
Theft - Purse Snatching	1	0	0	0
Theft - Shoplifting	194	157	170	65
Theft From Building	29	3	3	0
Theft From Coin Machine	1	0	0	0
Theft From Motor Vehicle	62	4	1	2
Theft of Motor Vehicle Parts	12	0	0	0
Theft - All Other Larceny	166	16	12	5
Crimes Against Society				
Drug/Narcotic Violations	113	111	129	21
Drug/Narcotic Equipment Violations	37	37	15	0
Gambling - Betting/Wagering	1	0	0	0
Gambling - Operating/Promoting	0	0	0	0
Gambling - Equipment Violations	0	0	0	0
Gambling - Sports Tampering	0	0	0	0
Pornography/Obscene Material	2	1	0	2
Prostitution	0	0	0	0
Prostitution Assisting/Promoting	0	0	0	0
Purchasing Prostitution	1	0	0	0
Weapon Law Violations	21	20	9	6
Total Group A Offenses	1,650	693	575	131



Cowan Police Department - 2014

2013 Population Estimate	1,716
Offense Overview	
Offense Total	48
Number Cleared	21
Percent Cleared	43.75 %
Group A Crimes per 100,000 population	2,797.2
Arrest Overview	
Total Arrests	25
Adult Arrests	25
Juvenile Arrests	0
Unknown Age	0
Arrests per 100,000 population	1,456.9
Average number offenses/incident	1.04

Domestic Violence Victims		
Offense	Reported	Cleared
Murder	0	0
Aggravated Assault	1	0
Simple Assault	9	9
Intimidation	0	0
Stalking	0	0
Forcible Rape	0	0
Forcible Sodomy	0	0
Sexual Assault W/Object	0	0
Forcible Fondling	0	0
Incest	0	0
Statutory Rape	0	0
Kidnapping/Abduction	0	0
Total	10	9

TIBRS Group B Arrests		
Offense	Adult	Juvenile
Bad Checks	0	0
Curfew/Vagrancy	0	0
Disorderly Conduct	0	0
DUI	1	0
Drunkenness	3	0
Family-Non Violent	0	0
Liquor Law Violations	0	0
Peeping Tom	0	0
Trespass	2	0
All Other Offenses	0	0
Total Group B	6	0

TIBRS Group A Offenses	Offenses		Arrests	
	Reported	Cleared	Adult	Juvenile
Crimes Against Persons				
Murder	0	0	0	0
Negligent Manslaughter	0	0	0	0
Kidnapping/Abduction	0	0	0	0
Forcible Rape	0	0	0	0
Forcible Sodomy	0	0	0	0
Sexual Assault W/Object	0	0	0	0
Forcible Fondling	0	0	0	0
Incest	0	0	0	0
Statutory Rape	0	0	0	0
Aggravated Assault	7	5	5	0
Simple Assault	13	12	11	0
Intimidation	0	0	0	0
Stalking	0	0	0	0
Commercial Sex Acts	0	0	0	0
Involuntary Servitude	0	0	0	0
Crimes Against Property				
Arson	0	0	0	0
Bribery	0	0	0	0
Burglary	1	0	0	0
Counterfeiting/Forgery	0	0	0	0
Destruction/Damage/Vandalism	8	0	0	0
Embezzlement	0	0	0	0
Extortion/Blackmail	0	0	0	0
Fraud - False Pretenses	0	0	0	0
Fraud - Credit Card/ATM	0	0	0	0
Fraud - Impersonation	0	0	0	0
Fraud - Welfare	0	0	0	0
Fraud - Wire	0	0	0	0
Motor Vehicle Theft	2	0	0	0
Robbery	0	0	0	0
Stolen Property Offenses	1	1	0	0
Theft - Pocket-picking	0	0	0	0
Theft - Purse Snatching	0	0	0	0
Theft - Shoplifting	0	0	0	0
Theft From Building	5	0	0	0
Theft From Coin Machine	0	0	0	0
Theft From Motor Vehicle	2	0	0	0
Theft of Motor Vehicle Parts	0	0	0	0
Theft - All Other Larceny	3	0	0	0
Crimes Against Society				
Drug/Narcotic Violations	3	2	2	0
Drug/Narcotic Equipment Violations	3	1	1	0
Gambling - Betting/Wagering	0	0	0	0
Gambling - Operating/Promoting	0	0	0	0
Gambling - Equipment Violations	0	0	0	0
Gambling - Sports Tampering	0	0	0	0
Pornography/Obscene Material	0	0	0	0
Prostitution	0	0	0	0
Prostitution Assisting/Promoting	0	0	0	0
Purchasing Prostitution	0	0	0	0
Weapon Law Violations	0	0	0	0
Total Group A Offenses	48	21	19	0



Cross Plains Police Department - 2014

2013 Population Estimate	1,719
Offense Overview	
Offense Total	257
Number Cleared	220
Percent Cleared	85.60 %
Group A Crimes per 100,000 population	14,950.6
Arrest Overview	
Total Arrests	340
Adult Arrests	296
Juvenile Arrests	44
Unknown Age	0
Arrests per 100,000 population	19,778.9
Average number offenses/incident	1.35

Domestic Violence Victims		
Offense	Reported	Cleared
Murder	0	0
Aggravated Assault	2	2
Simple Assault	4	4
Intimidation	2	2
Stalking	0	0
Forcible Rape	0	0
Forcible Sodomy	1	1
Sexual Assault W/Object	0	0
Forcible Fondling	0	0
Incest	0	0
Statutory Rape	0	0
Kidnapping/Abduction	0	0
Total	9	9

TIBRS Group B Arrests		
Offense	Adult	Juvenile
Bad Checks	0	0
Curfew/Vagrancy	0	0
Disorderly Conduct	6	0
DUI	37	2
Drunkenness	9	0
Family-Non Violent	1	0
Liquor Law Violations	30	3
Peeping Tom	0	0
Trespass	9	5
All Other Offenses	12	12
Total Group B	104	22

TIBRS Group A Offenses	Offenses		Arrests	
	Reported	Cleared	Adult	Juvenile
Crimes Against Persons				
Murder	0	0	0	0
Negligent Manslaughter	0	0	0	0
Kidnapping/Abduction	1	1	1	0
Forcible Rape	0	0	0	0
Forcible Sodomy	1	1	0	1
Sexual Assault W/Object	0	0	0	0
Forcible Fondling	0	0	0	0
Incest	0	0	0	0
Statutory Rape	1	1	1	0
Aggravated Assault	10	10	7	1
Simple Assault	12	12	8	2
Intimidation	8	4	3	0
Stalking	0	0	0	0
Commercial Sex Acts	0	0	0	0
Involuntary Servitude	0	0	0	0
Crimes Against Property				
Arson	0	0	0	0
Bribery	0	0	0	0
Burglary	12	6	6	0
Counterfeiting/Forgery	8	8	8	0
Destruction/Damage/Vandalism	10	6	6	0
Embezzlement	4	3	3	0
Extortion/Blackmail	0	0	0	0
Fraud - False Pretenses	20	19	18	2
Fraud - Credit Card/ATM	5	2	2	0
Fraud - Impersonation	1	1	1	0
Fraud - Welfare	0	0	0	0
Fraud - Wire	0	0	0	0
Motor Vehicle Theft	4	3	2	0
Robbery	0	0	0	0
Stolen Property Offenses	0	0	0	0
Theft - Pocket-picking	0	0	0	0
Theft - Purse Snatching	0	0	0	0
Theft - Shoplifting	11	10	7	2
Theft From Building	15	6	6	0
Theft From Coin Machine	0	0	0	0
Theft From Motor Vehicle	3	2	2	0
Theft of Motor Vehicle Parts	1	0	0	0
Theft - All Other Larceny	9	4	4	0
Crimes Against Society				
Drug/Narcotic Violations	67	67	60	6
Drug/Narcotic Equipment Violations	50	50	44	7
Gambling - Betting/Wagering	0	0	0	0
Gambling - Operating/Promoting	0	0	0	0
Gambling - Equipment Violations	0	0	0	0
Gambling - Sports Tampering	0	0	0	0
Pornography/Obscene Material	0	0	0	0
Prostitution	0	0	0	0
Prostitution Assisting/Promoting	0	0	0	0
Purchasing Prostitution	0	0	0	0
Weapon Law Violations	4	4	3	1
Total Group A Offenses	257	220	192	22



Crossville Police Department - 2014

2013 Population Estimate	11,246
Offense Overview	
Offense Total	2,033
Number Cleared	859
Percent Cleared	42.25 %
Group A Crimes per 100,000 population	18,077.5
Arrest Overview	
Total Arrests	1,599
Adult Arrests	1,491
Juvenile Arrests	108
Unknown Age	0
Arrests per 100,000 population	14,218.4
Average number offenses/incident	1.18

Domestic Violence Victims		
Offense	Reported	Cleared
Murder	0	0
Aggravated Assault	38	31
Simple Assault	103	92
Intimidation	3	1
Stalking	0	0
Forcible Rape	0	0
Forcible Sodomy	0	0
Sexual Assault W/Object	0	0
Forcible Fondling	3	1
Incest	0	0
Statutory Rape	0	0
Kidnapping/Abduction	1	0
Total	148	125

TIBRS Group B Arrests		
Offense	Adult	Juvenile
Bad Checks	0	0
Curfew/Vagrancy	0	0
Disorderly Conduct	13	5
DUI	95	2
Drunkenness	107	2
Family-Non Violent	11	1
Liquor Law Violations	11	6
Peeping Tom	0	0
Trespass	51	1
All Other Offenses	533	19
Total Group B	821	36

TIBRS Group A Offenses	Offenses		Arrests	
	Reported	Cleared	Adult	Juvenile
Crimes Against Persons				
Murder	0	0	0	0
Negligent Manslaughter	0	0	0	0
Kidnapping/Abduction	2	0	0	0
Forcible Rape	3	0	0	0
Forcible Sodomy	0	0	0	0
Sexual Assault W/Object	0	0	0	0
Forcible Fondling	12	4	1	1
Incest	0	0	0	0
Statutory Rape	0	0	0	0
Aggravated Assault	85	66	44	4
Simple Assault	173	137	102	25
Intimidation	15	5	3	2
Stalking	2	1	1	0
Commercial Sex Acts	0	0	0	0
Involuntary Servitude	0	0	0	0
Crimes Against Property				
Arson	2	0	0	0
Bribery	0	0	0	0
Burglary	144	18	20	2
Counterfeiting/Forgery	64	11	2	0
Destruction/Damage/Vandalism	152	27	15	6
Embezzlement	12	4	4	0
Extortion/Blackmail	0	0	0	0
Fraud - False Pretenses	88	24	10	0
Fraud - Credit Card/ATM	82	5	4	0
Fraud - Impersonation	28	22	16	0
Fraud - Welfare	0	0	0	0
Fraud - Wire	16	1	1	0
Motor Vehicle Theft	65	11	9	0
Robbery	8	3	4	0
Stolen Property Offenses	10	9	4	0
Theft - Pocket-picking	0	0	0	0
Theft - Purse Snatching	0	0	0	0
Theft - Shoplifting	328	221	240	16
Theft From Building	188	14	10	2
Theft From Coin Machine	3	0	0	0
Theft From Motor Vehicle	119	6	8	2
Theft of Motor Vehicle Parts	44	1	1	0
Theft - All Other Larceny	91	8	4	0
Crimes Against Society				
Drug/Narcotic Violations	174	155	150	11
Drug/Narcotic Equipment Violations	100	85	13	1
Gambling - Betting/Wagering	0	0	0	0
Gambling - Operating/Promoting	0	0	0	0
Gambling - Equipment Violations	0	0	0	0
Gambling - Sports Tampering	0	0	0	0
Pornography/Obscene Material	0	0	0	0
Prostitution	0	0	0	0
Prostitution Assisting/Promoting	0	0	0	0
Purchasing Prostitution	0	0	0	0
Weapon Law Violations	23	21	4	0
Total Group A Offenses	2,033	859	670	72



Crump Police Department - 2014

2013 Population Estimate	1,418
Offense Overview	
Offense Total	38
Number Cleared	20
Percent Cleared	52.63 %
Group A Crimes per 100,000 population	2,679.8
Arrest Overview	
Total Arrests	47
Adult Arrests	47
Juvenile Arrests	0
Unknown Age	0
Arrests per 100,000 population	3,314.5
Average number offenses/incident	1.03

Domestic Violence Victims		
Offense	Reported	Cleared
Murder	0	0
Aggravated Assault	4	4
Simple Assault	1	1
Intimidation	1	0
Stalking	0	0
Forcible Rape	0	0
Forcible Sodomy	0	0
Sexual Assault W/Object	0	0
Forcible Fondling	0	0
Incest	0	0
Statutory Rape	0	0
Kidnapping/Abduction	0	0
Total	6	5

TIBRS Group B Arrests		
Offense	Adult	Juvenile
Bad Checks	0	0
Curfew/Vagrancy	0	0
Disorderly Conduct	3	0
DUI	14	0
Drunkenness	4	0
Family-Non Violent	0	0
Liquor Law Violations	1	0
Peeping Tom	0	0
Trespass	2	0
All Other Offenses	2	0
Total Group B	26	0

TIBRS Group A Offenses	Offenses		Arrests	
	Reported	Cleared	Adult	Juvenile
Crimes Against Persons				
Murder	0	0	0	0
Negligent Manslaughter	0	0	0	0
Kidnapping/Abduction	0	0	0	0
Forcible Rape	0	0	0	0
Forcible Sodomy	0	0	0	0
Sexual Assault W/Object	0	0	0	0
Forcible Fondling	0	0	0	0
Incest	0	0	0	0
Statutory Rape	0	0	0	0
Aggravated Assault	6	6	6	0
Simple Assault	3	1	1	0
Intimidation	2	1	1	0
Stalking	0	0	0	0
Commercial Sex Acts	0	0	0	0
Involuntary Servitude	0	0	0	0
Crimes Against Property				
Arson	0	0	0	0
Bribery	0	0	0	0
Burglary	5	1	2	0
Counterfeiting/Forgery	1	0	0	0
Destruction/Damage/Vandalism	3	0	0	0
Embezzlement	0	0	0	0
Extortion/Blackmail	0	0	0	0
Fraud - False Pretenses	2	1	1	0
Fraud - Credit Card/ATM	0	0	0	0
Fraud - Impersonation	0	0	0	0
Fraud - Welfare	0	0	0	0
Fraud - Wire	0	0	0	0
Motor Vehicle Theft	0	0	0	0
Robbery	0	0	0	0
Stolen Property Offenses	0	0	0	0
Theft - Pocket-picking	0	0	0	0
Theft - Purse Snatching	0	0	0	0
Theft - Shoplifting	0	0	0	0
Theft From Building	4	2	2	0
Theft From Coin Machine	0	0	0	0
Theft From Motor Vehicle	0	0	0	0
Theft of Motor Vehicle Parts	0	0	0	0
Theft - All Other Larceny	4	0	0	0
Crimes Against Society				
Drug/Narcotic Violations	5	5	4	0
Drug/Narcotic Equipment Violations	2	2	3	0
Gambling - Betting/Wagering	0	0	0	0
Gambling - Operating/Promoting	0	0	0	0
Gambling - Equipment Violations	0	0	0	0
Gambling - Sports Tampering	0	0	0	0
Pornography/Obscene Material	0	0	0	0
Prostitution	0	0	0	0
Prostitution Assisting/Promoting	0	0	0	0
Purchasing Prostitution	0	0	0	0
Weapon Law Violations	1	1	1	0
Total Group A Offenses	38	20	21	0



Cumberland City Police Department - 2014

2013 Population Estimate	310
Offense Overview	
Offense Total	12
Number Cleared	7
Percent Cleared	58.33 %
Group A Crimes per 100,000 population	3,871.0
Arrest Overview	
Total Arrests	5
Adult Arrests	5
Juvenile Arrests	0
Unknown Age	0
Arrests per 100,000 population	1,612.9
Average number offenses/incident	1.20

Domestic Violence Victims		
Offense	Reported	Cleared
Murder	0	0
Aggravated Assault	0	0
Simple Assault	0	0
Intimidation	0	0
Stalking	0	0
Forcible Rape	0	0
Forcible Sodomy	0	0
Sexual Assault W/Object	0	0
Forcible Fondling	0	0
Incest	0	0
Statutory Rape	0	0
Kidnapping/Abduction	0	0
Total	0	0

TIBRS Group B Arrests		
Offense	Adult	Juvenile
Bad Checks	0	0
Curfew/Vagrancy	0	0
Disorderly Conduct	0	0
DUI	0	0
Drunkenness	0	0
Family-Non Violent	0	0
Liquor Law Violations	0	0
Peeping Tom	0	0
Trespass	0	0
All Other Offenses	0	0
Total Group B	0	0

TIBRS Group A Offenses	Offenses		Arrests	
	Reported	Cleared	Adult	Juvenile
Crimes Against Persons				
Murder	0	0	0	0
Negligent Manslaughter	0	0	0	0
Kidnapping/Abduction	0	0	0	0
Forcible Rape	0	0	0	0
Forcible Sodomy	0	0	0	0
Sexual Assault W/Object	0	0	0	0
Forcible Fondling	0	0	0	0
Incest	0	0	0	0
Statutory Rape	0	0	0	0
Aggravated Assault	1	1	1	0
Simple Assault	0	0	0	0
Intimidation	0	0	0	0
Stalking	0	0	0	0
Commercial Sex Acts	0	0	0	0
Involuntary Servitude	0	0	0	0
Crimes Against Property				
Arson	0	0	0	0
Bribery	0	0	0	0
Burglary	0	0	0	0
Counterfeiting/Forgery	0	0	0	0
Destruction/Damage/Vandalism	0	0	0	0
Embezzlement	0	0	0	0
Extortion/Blackmail	0	0	0	0
Fraud - False Pretenses	0	0	0	0
Fraud - Credit Card/ATM	0	0	0	0
Fraud - Impersonation	1	0	0	0
Fraud - Welfare	0	0	0	0
Fraud - Wire	0	0	0	0
Motor Vehicle Theft	1	1	1	0
Robbery	0	0	0	0
Stolen Property Offenses	0	0	0	0
Theft - Pocket-picking	0	0	0	0
Theft - Purse Snatching	0	0	0	0
Theft - Shoplifting	2	1	1	0
Theft From Building	1	0	0	0
Theft From Coin Machine	0	0	0	0
Theft From Motor Vehicle	0	0	0	0
Theft of Motor Vehicle Parts	0	0	0	0
Theft - All Other Larceny	2	0	0	0
Crimes Against Society				
Drug/Narcotic Violations	2	2	2	0
Drug/Narcotic Equipment Violations	2	2	0	0
Gambling - Betting/Wagering	0	0	0	0
Gambling - Operating/Promoting	0	0	0	0
Gambling - Equipment Violations	0	0	0	0
Gambling - Sports Tampering	0	0	0	0
Pornography/Obscene Material	0	0	0	0
Prostitution	0	0	0	0
Prostitution Assisting/Promoting	0	0	0	0
Purchasing Prostitution	0	0	0	0
Weapon Law Violations	0	0	0	0
Total Group A Offenses	12	7	5	0



Dandridge Police Department - 2014

2013 Population Estimate	2,849
Offense Overview	
Offense Total	224
Number Cleared	125
Percent Cleared	55.80 %
Group A Crimes per 100,000 population	7,862.4
Arrest Overview	
Total Arrests	132
Adult Arrests	123
Juvenile Arrests	9
Unknown Age	0
Arrests per 100,000 population	4,633.2
Average number offenses/incident	1.17

Domestic Violence Victims		
Offense	Reported	Cleared
Murder	0	0
Aggravated Assault	4	4
Simple Assault	6	5
Intimidation	2	0
Stalking	0	0
Forcible Rape	0	0
Forcible Sodomy	1	1
Sexual Assault W/Object	0	0
Forcible Fondling	0	0
Incest	0	0
Statutory Rape	0	0
Kidnapping/Abduction	0	0
Total	13	10

TIBRS Group B Arrests		
Offense	Adult	Juvenile
Bad Checks	2	0
Curfew/Vagrancy	0	0
Disorderly Conduct	1	0
DUI	20	0
Drunkenness	13	0
Family-Non Violent	1	0
Liquor Law Violations	2	0
Peeping Tom	0	0
Trespass	0	0
All Other Offenses	5	0
Total Group B	44	0

TIBRS Group A Offenses	Offenses		Arrests	
	Reported	Cleared	Adult	Juvenile
Crimes Against Persons				
Murder	0	0	0	0
Negligent Manslaughter	0	0	0	0
Kidnapping/Abduction	0	0	0	0
Forcible Rape	1	0	0	0
Forcible Sodomy	1	1	0	1
Sexual Assault W/Object	0	0	0	0
Forcible Fondling	1	0	0	0
Incest	0	0	0	0
Statutory Rape	0	0	0	0
Aggravated Assault	12	12	7	2
Simple Assault	10	7	7	0
Intimidation	7	1	1	0
Stalking	0	0	0	0
Commercial Sex Acts	0	0	0	0
Involuntary Servitude	0	0	0	0
Crimes Against Property				
Arson	3	2	0	5
Bribery	0	0	0	0
Burglary	4	1	3	0
Counterfeiting/Forgery	11	4	1	0
Destruction/Damage/Vandalism	14	1	1	0
Embezzlement	0	0	0	0
Extortion/Blackmail	0	0	0	0
Fraud - False Pretenses	15	7	8	0
Fraud - Credit Card/ATM	7	0	0	0
Fraud - Impersonation	2	1	1	0
Fraud - Welfare	0	0	0	0
Fraud - Wire	1	0	0	0
Motor Vehicle Theft	4	1	1	0
Robbery	1	0	0	0
Stolen Property Offenses	0	0	0	0
Theft - Pocket-picking	0	0	0	0
Theft - Purse Snatching	0	0	0	0
Theft - Shoplifting	14	11	12	0
Theft From Building	20	5	4	0
Theft From Coin Machine	3	0	0	0
Theft From Motor Vehicle	9	0	0	0
Theft of Motor Vehicle Parts	2	0	0	0
Theft - All Other Larceny	14	3	2	0
Crimes Against Society				
Drug/Narcotic Violations	40	40	20	1
Drug/Narcotic Equipment Violations	27	27	11	0
Gambling - Betting/Wagering	0	0	0	0
Gambling - Operating/Promoting	0	0	0	0
Gambling - Equipment Violations	0	0	0	0
Gambling - Sports Tampering	0	0	0	0
Pornography/Obscene Material	0	0	0	0
Prostitution	0	0	0	0
Prostitution Assisting/Promoting	0	0	0	0
Purchasing Prostitution	0	0	0	0
Weapon Law Violations	1	1	0	0
Total Group A Offenses	224	125	79	9



Dayton Police Department - 2014

2013 Population Estimate	7,397
Offense Overview	
Offense Total	694
Number Cleared	438
Percent Cleared	63.11 %
Group A Crimes per 100,000 population	9,382.2
Arrest Overview	
Total Arrests	759
Adult Arrests	699
Juvenile Arrests	60
Unknown Age	0
Arrests per 100,000 population	10,260.9
Average number offenses/incident	1.14

Domestic Violence Victims		
Offense	Reported	Cleared
Murder	0	0
Aggravated Assault	4	3
Simple Assault	34	33
Intimidation	1	1
Stalking	0	0
Forcible Rape	0	0
Forcible Sodomy	0	0
Sexual Assault W/Object	0	0
Forcible Fondling	0	0
Incest	0	0
Statutory Rape	0	0
Kidnapping/Abduction	0	0
Total	39	37

TIBRS Group B Arrests		
Offense	Adult	Juvenile
Bad Checks	0	0
Curfew/Vagrancy	0	15
Disorderly Conduct	23	13
DUI	56	0
Drunkenness	167	0
Family-Non Violent	3	0
Liquor Law Violations	26	7
Peeping Tom	0	0
Trespass	24	1
All Other Offenses	11	3
Total Group B	310	39

	Offenses		Arrests	
	Reported	Cleared	Adult	Juvenile
TIBRS Group A Offenses				
Crimes Against Persons				
Murder	0	0	0	0
Negligent Manslaughter	0	0	0	0
Kidnapping/Abduction	0	0	0	0
Forcible Rape	0	0	0	0
Forcible Sodomy	0	0	0	0
Sexual Assault W/Object	0	0	0	0
Forcible Fondling	0	0	0	0
Incest	0	0	0	0
Statutory Rape	1	0	0	0
Aggravated Assault	18	15	10	1
Simple Assault	68	58	51	4
Intimidation	1	1	1	0
Stalking	1	0	0	0
Commercial Sex Acts	0	0	0	0
Involuntary Servitude	0	0	0	0
Crimes Against Property				
Arson	1	0	0	0
Bribery	0	0	0	0
Burglary	77	17	11	0
Counterfeiting/Forgery	9	3	3	0
Destruction/Damage/Vandalism	43	9	7	1
Embezzlement	3	2	2	0
Extortion/Blackmail	0	0	0	0
Fraud - False Pretenses	19	16	10	0
Fraud - Credit Card/ATM	13	3	4	0
Fraud - Impersonation	0	0	0	0
Fraud - Welfare	0	0	0	0
Fraud - Wire	0	0	0	0
Motor Vehicle Theft	9	4	4	0
Robbery	3	2	2	0
Stolen Property Offenses	0	0	0	0
Theft - Pocket-picking	0	0	0	0
Theft - Purse Snatching	0	0	0	0
Theft - Shoplifting	164	142	151	7
Theft From Building	42	9	4	1
Theft From Coin Machine	5	1	2	0
Theft From Motor Vehicle	29	4	3	0
Theft of Motor Vehicle Parts	8	0	0	0
Theft - All Other Larceny	32	6	8	0
Crimes Against Society				
Drug/Narcotic Violations	101	99	101	7
Drug/Narcotic Equipment Violations	41	41	11	0
Gambling - Betting/Wagering	0	0	0	0
Gambling - Operating/Promoting	0	0	0	0
Gambling - Equipment Violations	0	0	0	0
Gambling - Sports Tampering	0	0	0	0
Pornography/Obscene Material	0	0	0	0
Prostitution	0	0	0	0
Prostitution Assisting/Promoting	0	0	0	0
Purchasing Prostitution	0	0	0	0
Weapon Law Violations	6	6	4	0
Total Group A Offenses	694	438	389	21



Decatur Police Department - 2014

2013 Population Estimate	1,571
Offense Overview	
Offense Total	106
Number Cleared	55
Percent Cleared	51.89 %
Group A Crimes per 100,000 population	6,747.3
Arrest Overview	
Total Arrests	58
Adult Arrests	58
Juvenile Arrests	0
Unknown Age	0
Arrests per 100,000 population	3,691.9
Average number offenses/incident	1.19

Domestic Violence Victims		
Offense	Reported	Cleared
Murder	0	0
Aggravated Assault	1	1
Simple Assault	9	7
Intimidation	0	0
Stalking	0	0
Forcible Rape	0	0
Forcible Sodomy	0	0
Sexual Assault W/Object	0	0
Forcible Fondling	0	0
Incest	0	0
Statutory Rape	1	0
Kidnapping/Abduction	0	0
Total	11	8

TIBRS Group B Arrests		
Offense	Adult	Juvenile
Bad Checks	0	0
Curfew/Vagrancy	0	0
Disorderly Conduct	1	0
DUI	8	0
Drunkenness	5	0
Family-Non Violent	0	0
Liquor Law Violations	0	0
Peeping Tom	0	0
Trespass	0	0
All Other Offenses	0	0
Total Group B	14	0

TIBRS Group A Offenses	Offenses		Arrests	
	Reported	Cleared	Adult	Juvenile
Crimes Against Persons				
Murder	0	0	0	0
Negligent Manslaughter	0	0	0	0
Kidnapping/Abduction	0	0	0	0
Forcible Rape	1	0	0	0
Forcible Sodomy	0	0	0	0
Sexual Assault W/Object	0	0	0	0
Forcible Fondling	0	0	0	0
Incest	0	0	0	0
Statutory Rape	1	0	0	0
Aggravated Assault	7	7	4	0
Simple Assault	15	9	8	0
Intimidation	2	1	0	0
Stalking	1	0	0	0
Commercial Sex Acts	0	0	0	0
Involuntary Servitude	0	0	0	0
Crimes Against Property				
Arson	0	0	0	0
Bribery	0	0	0	0
Burglary	8	0	0	0
Counterfeiting/Forgery	0	0	0	0
Destruction/Damage/Vandalism	6	3	2	0
Embezzlement	0	0	0	0
Extortion/Blackmail	0	0	0	0
Fraud - False Pretenses	0	0	0	0
Fraud - Credit Card/ATM	2	1	2	0
Fraud - Impersonation	1	1	1	0
Fraud - Welfare	0	0	0	0
Fraud - Wire	0	0	0	0
Motor Vehicle Theft	8	5	6	0
Robbery	0	0	0	0
Stolen Property Offenses	0	0	0	0
Theft - Pocket-picking	1	0	0	0
Theft - Purse Snatching	0	0	0	0
Theft - Shoplifting	5	2	2	0
Theft From Building	11	1	1	0
Theft From Coin Machine	0	0	0	0
Theft From Motor Vehicle	7	0	0	0
Theft of Motor Vehicle Parts	0	0	0	0
Theft - All Other Larceny	6	1	0	0
Crimes Against Society				
Drug/Narcotic Violations	11	11	10	0
Drug/Narcotic Equipment Violations	10	10	5	0
Gambling - Betting/Wagering	0	0	0	0
Gambling - Operating/Promoting	0	0	0	0
Gambling - Equipment Violations	0	0	0	0
Gambling - Sports Tampering	0	0	0	0
Pornography/Obscene Material	0	0	0	0
Prostitution	0	0	0	0
Prostitution Assisting/Promoting	0	0	0	0
Purchasing Prostitution	0	0	0	0
Weapon Law Violations	3	3	3	0
Total Group A Offenses	106	55	44	0



Decaturville Police Department - 2014

2013 Population Estimate	868
Offense Overview	
Offense Total	36
Number Cleared	11
Percent Cleared	30.56 %
Group A Crimes per 100,000 population	4,147.5
Arrest Overview	
Total Arrests	13
Adult Arrests	12
Juvenile Arrests	1
Unknown Age	0
Arrests per 100,000 population	1,497.7
Average number offenses/incident	1.03

Domestic Violence Victims		
Offense	Reported	Cleared
Murder	0	0
Aggravated Assault	2	2
Simple Assault	5	5
Intimidation	0	0
Stalking	0	0
Forcible Rape	0	0
Forcible Sodomy	0	0
Sexual Assault W/Object	0	0
Forcible Fondling	0	0
Incest	0	0
Statutory Rape	0	0
Kidnapping/Abduction	0	0
Total	7	7

TIBRS Group B Arrests		
Offense	Adult	Juvenile
Bad Checks	0	0
Curfew/Vagrancy	0	0
Disorderly Conduct	0	0
DUI	0	0
Drunkenness	0	0
Family-Non Violent	0	0
Liquor Law Violations	0	0
Peeping Tom	0	0
Trespass	0	0
All Other Offenses	0	0
Total Group B	0	0

TIBRS Group A Offenses	Offenses		Arrests	
	Reported	Cleared	Adult	Juvenile
Crimes Against Persons				
Murder	0	0	0	0
Negligent Manslaughter	0	0	0	0
Kidnapping/Abduction	0	0	0	0
Forcible Rape	0	0	0	0
Forcible Sodomy	0	0	0	0
Sexual Assault W/Object	0	0	0	0
Forcible Fondling	0	0	0	0
Incest	0	0	0	0
Statutory Rape	0	0	0	0
Aggravated Assault	2	2	2	0
Simple Assault	8	8	7	1
Intimidation	0	0	0	0
Stalking	0	0	0	0
Commercial Sex Acts	0	0	0	0
Involuntary Servitude	0	0	0	0
Crimes Against Property				
Arson	0	0	0	0
Bribery	0	0	0	0
Burglary	6	0	0	0
Counterfeiting/Forgery	1	0	0	0
Destruction/Damage/Vandalism	4	0	0	0
Embezzlement	0	0	0	0
Extortion/Blackmail	0	0	0	0
Fraud - False Pretenses	0	0	0	0
Fraud - Credit Card/ATM	3	0	0	0
Fraud - Impersonation	0	0	0	0
Fraud - Welfare	0	0	0	0
Fraud - Wire	0	0	0	0
Motor Vehicle Theft	0	0	0	0
Robbery	0	0	0	0
Stolen Property Offenses	0	0	0	0
Theft - Pocket-picking	0	0	0	0
Theft - Purse Snatching	0	0	0	0
Theft - Shoplifting	0	0	0	0
Theft From Building	4	0	0	0
Theft From Coin Machine	0	0	0	0
Theft From Motor Vehicle	5	0	0	0
Theft of Motor Vehicle Parts	0	0	0	0
Theft - All Other Larceny	2	0	0	0
Crimes Against Society				
Drug/Narcotic Violations	1	1	3	0
Drug/Narcotic Equipment Violations	0	0	0	0
Gambling - Betting/Wagering	0	0	0	0
Gambling - Operating/Promoting	0	0	0	0
Gambling - Equipment Violations	0	0	0	0
Gambling - Sports Tampering	0	0	0	0
Pornography/Obscene Material	0	0	0	0
Prostitution	0	0	0	0
Prostitution Assisting/Promoting	0	0	0	0
Purchasing Prostitution	0	0	0	0
Weapon Law Violations	0	0	0	0
Total Group A Offenses	36	11	12	1



Dechard Police Department - 2014

2013 Population Estimate	2,445
Offense Overview	
Offense Total	213
Number Cleared	70
Percent Cleared	32.86 %
Group A Crimes per 100,000 population	8,711.7
Arrest Overview	
Total Arrests	115
Adult Arrests	103
Juvenile Arrests	12
Unknown Age	0
Arrests per 100,000 population	4,703.5
Average number offenses/incident	1.09

Domestic Violence Victims		
Offense	Reported	Cleared
Murder	0	0
Aggravated Assault	7	4
Simple Assault	10	7
Intimidation	2	0
Stalking	0	0
Forcible Rape	1	0
Forcible Sodomy	0	0
Sexual Assault W/Object	0	0
Forcible Fondling	0	0
Incest	0	0
Statutory Rape	0	0
Kidnapping/Abduction	0	0
Total	20	11

TIBRS Group B Arrests		
Offense	Adult	Juvenile
Bad Checks	0	0
Curfew/Vagrancy	0	0
Disorderly Conduct	1	0
DUI	18	0
Drunkenness	21	0
Family-Non Violent	4	0
Liquor Law Violations	1	7
Peeping Tom	0	0
Trespass	1	0
All Other Offenses	0	0
Total Group B	46	7

TIBRS Group A Offenses	Offenses		Arrests	
	Reported	Cleared	Adult	Juvenile
Crimes Against Persons				
Murder	0	0	0	0
Negligent Manslaughter	0	0	0	0
Kidnapping/Abduction	0	0	0	0
Forcible Rape	2	0	0	0
Forcible Sodomy	0	0	0	0
Sexual Assault W/Object	0	0	0	0
Forcible Fondling	2	0	0	0
Incest	0	0	0	0
Statutory Rape	1	0	0	0
Aggravated Assault	14	7	7	0
Simple Assault	19	11	8	0
Intimidation	16	0	0	0
Stalking	0	0	0	0
Commercial Sex Acts	0	0	0	0
Involuntary Servitude	0	0	0	0
Crimes Against Property				
Arson	0	0	0	0
Bribery	0	0	0	0
Burglary	7	1	1	0
Counterfeiting/Forgery	4	0	0	0
Destruction/Damage/Vandalism	31	1	0	0
Embezzlement	0	0	0	0
Extortion/Blackmail	0	0	0	0
Fraud - False Pretenses	6	0	0	0
Fraud - Credit Card/ATM	6	0	0	0
Fraud - Impersonation	5	4	3	0
Fraud - Welfare	0	0	0	0
Fraud - Wire	0	0	0	0
Motor Vehicle Theft	1	0	0	0
Robbery	0	0	0	0
Stolen Property Offenses	0	0	0	0
Theft - Pocket-picking	0	0	0	0
Theft - Purse Snatching	0	0	0	0
Theft - Shoplifting	7	4	4	0
Theft From Building	35	3	3	0
Theft From Coin Machine	0	0	0	0
Theft From Motor Vehicle	4	0	0	0
Theft of Motor Vehicle Parts	2	0	0	0
Theft - All Other Larceny	8	0	0	0
Crimes Against Society				
Drug/Narcotic Violations	27	25	27	4
Drug/Narcotic Equipment Violations	15	13	4	1
Gambling - Betting/Wagering	0	0	0	0
Gambling - Operating/Promoting	0	0	0	0
Gambling - Equipment Violations	0	0	0	0
Gambling - Sports Tampering	0	0	0	0
Pornography/Obscene Material	0	0	0	0
Prostitution	0	0	0	0
Prostitution Assisting/Promoting	0	0	0	0
Purchasing Prostitution	0	0	0	0
Weapon Law Violations	1	1	0	0
Total Group A Offenses	213	70	57	5



Dickson Police Department - 2014

2013 Population Estimate	14,952
Offense Overview	
Offense Total	2,182
Number Cleared	1,110
Percent Cleared	50.87 %
Group A Crimes per 100,000 population	14,593.4
Arrest Overview	
Total Arrests	1,756
Adult Arrests	1,672
Juvenile Arrests	84
Unknown Age	0
Arrests per 100,000 population	11,744.2
Average number offenses/incident	1.11

Domestic Violence Victims		
Offense	Reported	Cleared
Murder	0	0
Aggravated Assault	43	38
Simple Assault	209	178
Intimidation	109	75
Stalking	4	4
Forcible Rape	5	1
Forcible Sodomy	0	0
Sexual Assault W/Object	0	0
Forcible Fondling	6	1
Incest	1	1
Statutory Rape	0	0
Kidnapping/Abduction	1	1
Total	378	299

TIBRS Group B Arrests		
Offense	Adult	Juvenile
Bad Checks	0	0
Curfew/Vagrancy	0	0
Disorderly Conduct	27	0
DUI	101	1
Drunkenness	86	1
Family-Non Violent	3	0
Liquor Law Violations	0	0
Peeping Tom	0	0
Trespass	6	0
All Other Offenses	742	25
Total Group B	965	27

TIBRS Group A Offenses	Offenses		Arrests	
	Reported	Cleared	Adult	Juvenile
Crimes Against Persons				
Murder	0	0	0	0
Negligent Manslaughter	0	0	0	0
Kidnapping/Abduction	2	1	2	0
Forcible Rape	19	6	4	0
Forcible Sodomy	1	0	0	0
Sexual Assault W/Object	0	0	0	0
Forcible Fondling	13	4	1	0
Incest	1	1	0	0
Statutory Rape	1	0	0	0
Aggravated Assault	83	66	48	0
Simple Assault	342	260	161	16
Intimidation	273	161	42	2
Stalking	17	11	9	0
Commercial Sex Acts	0	0	0	0
Involuntary Servitude	0	0	0	0
Crimes Against Property				
Arson	3	0	0	0
Bribery	0	0	0	0
Burglary	104	13	9	0
Counterfeiting/Forgery	55	11	6	0
Destruction/Damage/Vandalism	184	39	18	1
Embezzlement	17	11	8	0
Extortion/Blackmail	2	2	3	0
Fraud - False Pretenses	85	39	18	0
Fraud - Credit Card/ATM	62	19	5	0
Fraud - Impersonation	26	15	10	0
Fraud - Welfare	0	0	0	0
Fraud - Wire	0	0	0	0
Motor Vehicle Theft	27	11	7	0
Robbery	7	2	1	0
Stolen Property Offenses	2	2	1	0
Theft - Pocket-picking	1	0	0	0
Theft - Purse Snatching	1	0	0	0
Theft - Shoplifting	261	186	194	21
Theft From Building	199	47	20	1
Theft From Coin Machine	1	1	0	0
Theft From Motor Vehicle	70	8	8	0
Theft of Motor Vehicle Parts	38	3	3	0
Theft - All Other Larceny	115	29	16	1
Crimes Against Society				
Drug/Narcotic Violations	88	84	73	10
Drug/Narcotic Equipment Violations	70	68	38	2
Gambling - Betting/Wagering	0	0	0	0
Gambling - Operating/Promoting	0	0	0	0
Gambling - Equipment Violations	0	0	0	0
Gambling - Sports Tampering	0	0	0	0
Pornography/Obscene Material	3	2	0	2
Prostitution	0	0	0	0
Prostitution Assisting/Promoting	0	0	0	0
Purchasing Prostitution	0	0	0	0
Weapon Law Violations	9	8	2	1
Total Group A Offenses	2,182	1,110	707	57



Dover Police Department - 2014

2013 Population Estimate	1,434
Offense Overview	
Offense Total	55
Number Cleared	25
Percent Cleared	45.45 %
Group A Crimes per 100,000 population	3,835.4
Arrest Overview	
Total Arrests	42
Adult Arrests	38
Juvenile Arrests	4
Unknown Age	0
Arrests per 100,000 population	2,928.9
Average number offenses/incident	1.15

Domestic Violence Victims		
Offense	Reported	Cleared
Murder	1	1
Aggravated Assault	0	0
Simple Assault	9	6
Intimidation	1	1
Stalking	0	0
Forcible Rape	0	0
Forcible Sodomy	0	0
Sexual Assault W/Object	0	0
Forcible Fondling	0	0
Incest	0	0
Statutory Rape	0	0
Kidnapping/Abduction	0	0
Total	11	8

TIBRS Group B Arrests		
Offense	Adult	Juvenile
Bad Checks	0	0
Curfew/Vagrancy	0	0
Disorderly Conduct	0	0
DUI	7	0
Drunkenness	4	0
Family-Non Violent	0	0
Liquor Law Violations	7	3
Peeping Tom	0	0
Trespass	1	0
All Other Offenses	2	0
Total Group B	21	3

TIBRS Group A Offenses	Offenses		Arrests	
	Reported	Cleared	Adult	Juvenile
Crimes Against Persons				
Murder	1	1	0	0
Negligent Manslaughter	0	0	0	0
Kidnapping/Abduction	0	0	0	0
Forcible Rape	0	0	0	0
Forcible Sodomy	0	0	0	0
Sexual Assault W/Object	0	0	0	0
Forcible Fondling	0	0	0	0
Incest	0	0	0	0
Statutory Rape	0	0	0	0
Aggravated Assault	1	1	1	0
Simple Assault	11	7	6	0
Intimidation	8	5	2	0
Stalking	0	0	0	0
Commercial Sex Acts	0	0	0	0
Involuntary Servitude	0	0	0	0
Crimes Against Property				
Arson	0	0	0	0
Bribery	0	0	0	0
Burglary	2	0	0	0
Counterfeiting/Forgery	3	1	1	0
Destruction/Damage/Vandalism	5	1	0	0
Embezzlement	1	1	1	0
Extortion/Blackmail	0	0	0	0
Fraud - False Pretenses	4	2	1	0
Fraud - Credit Card/ATM	2	1	1	0
Fraud - Impersonation	1	0	0	0
Fraud - Welfare	0	0	0	0
Fraud - Wire	0	0	0	0
Motor Vehicle Theft	0	0	0	0
Robbery	0	0	0	0
Stolen Property Offenses	0	0	0	0
Theft - Pocket-picking	0	0	0	0
Theft - Purse Snatching	0	0	0	0
Theft - Shoplifting	2	0	0	0
Theft From Building	2	1	1	0
Theft From Coin Machine	0	0	0	0
Theft From Motor Vehicle	0	0	0	0
Theft of Motor Vehicle Parts	2	0	0	0
Theft - All Other Larceny	6	0	0	0
Crimes Against Society				
Drug/Narcotic Violations	2	2	1	1
Drug/Narcotic Equipment Violations	2	2	2	0
Gambling - Betting/Wagering	0	0	0	0
Gambling - Operating/Promoting	0	0	0	0
Gambling - Equipment Violations	0	0	0	0
Gambling - Sports Tampering	0	0	0	0
Pornography/Obscene Material	0	0	0	0
Prostitution	0	0	0	0
Prostitution Assisting/Promoting	0	0	0	0
Purchasing Prostitution	0	0	0	0
Weapon Law Violations	0	0	0	0
Total Group A Offenses	55	25	17	1



Dresden Police Department - 2014

2013 Population Estimate	2,927
Offense Overview	
Offense Total	180
Number Cleared	95
Percent Cleared	52.78 %
Group A Crimes per 100,000 population	6,149.6
Arrest Overview	
Total Arrests	162
Adult Arrests	161
Juvenile Arrests	1
Unknown Age	0
Arrests per 100,000 population	5,534.7
Average number offenses/incident	1.13

Domestic Violence Victims		
Offense	Reported	Cleared
Murder	0	0
Aggravated Assault	2	2
Simple Assault	18	13
Intimidation	2	1
Stalking	0	0
Forcible Rape	0	0
Forcible Sodomy	0	0
Sexual Assault W/Object	0	0
Forcible Fondling	0	0
Incest	0	0
Statutory Rape	0	0
Kidnapping/Abduction	0	0
Total	22	16

TIBRS Group B Arrests		
Offense	Adult	Juvenile
Bad Checks	0	0
Curfew/Vagrancy	0	0
Disorderly Conduct	6	0
DUI	41	0
Drunkenness	11	0
Family-Non Violent	1	0
Liquor Law Violations	2	1
Peeping Tom	0	0
Trespass	3	0
All Other Offenses	9	0
Total Group B	73	1

TIBRS Group A Offenses	Offenses		Arrests	
	Reported	Cleared	Adult	Juvenile
Crimes Against Persons				
Murder	0	0	0	0
Negligent Manslaughter	0	0	0	0
Kidnapping/Abduction	0	0	0	0
Forcible Rape	0	0	0	0
Forcible Sodomy	0	0	0	0
Sexual Assault W/Object	0	0	0	0
Forcible Fondling	0	0	0	0
Incest	0	0	0	0
Statutory Rape	0	0	0	0
Aggravated Assault	2	2	2	0
Simple Assault	26	15	14	0
Intimidation	8	4	4	0
Stalking	0	0	0	0
Commercial Sex Acts	0	0	0	0
Involuntary Servitude	0	0	0	0
Crimes Against Property				
Arson	0	0	0	0
Bribery	0	0	0	0
Burglary	15	1	1	0
Counterfeiting/Forgery	1	0	0	0
Destruction/Damage/Vandalism	17	1	2	0
Embezzlement	0	0	0	0
Extortion/Blackmail	0	0	0	0
Fraud - False Pretenses	4	0	0	0
Fraud - Credit Card/ATM	2	1	1	0
Fraud - Impersonation	3	2	2	0
Fraud - Welfare	0	0	0	0
Fraud - Wire	0	0	0	0
Motor Vehicle Theft	3	2	2	0
Robbery	1	0	0	0
Stolen Property Offenses	0	0	0	0
Theft - Pocket-picking	0	0	0	0
Theft - Purse Snatching	0	0	0	0
Theft - Shoplifting	11	8	8	0
Theft From Building	8	1	1	0
Theft From Coin Machine	0	0	0	0
Theft From Motor Vehicle	11	0	0	0
Theft of Motor Vehicle Parts	1	0	0	0
Theft - All Other Larceny	6	0	0	0
Crimes Against Society				
Drug/Narcotic Violations	46	43	47	0
Drug/Narcotic Equipment Violations	13	13	3	0
Gambling - Betting/Wagering	0	0	0	0
Gambling - Operating/Promoting	0	0	0	0
Gambling - Equipment Violations	0	0	0	0
Gambling - Sports Tampering	0	0	0	0
Pornography/Obscene Material	0	0	0	0
Prostitution	0	0	0	0
Prostitution Assisting/Promoting	0	0	0	0
Purchasing Prostitution	0	0	0	0
Weapon Law Violations	2	2	1	0
Total Group A Offenses	180	95	88	0



Dunlap Police Department - 2014

2013 Population Estimate	5,053
Offense Overview	
Offense Total	438
Number Cleared	188
Percent Cleared	42.92 %
Group A Crimes per 100,000 population	8,668.1
Arrest Overview	
Total Arrests	410
Adult Arrests	389
Juvenile Arrests	21
Unknown Age	0
Arrests per 100,000 population	8,114.0
Average number offenses/incident	1.10

Domestic Violence Victims		
Offense	Reported	Cleared
Murder	0	0
Aggravated Assault	5	3
Simple Assault	45	41
Intimidation	3	1
Stalking	0	0
Forcible Rape	2	0
Forcible Sodomy	0	0
Sexual Assault W/Object	0	0
Forcible Fondling	0	0
Incest	0	0
Statutory Rape	0	0
Kidnapping/Abduction	0	0
Total	55	45

TIBRS Group B Arrests		
Offense	Adult	Juvenile
Bad Checks	0	0
Curfew/Vagrancy	0	0
Disorderly Conduct	7	0
DUI	14	0
Drunkenness	41	0
Family-Non Violent	1	0
Liquor Law Violations	1	0
Peeping Tom	0	0
Trespass	6	1
All Other Offenses	131	1
Total Group B	201	2

TIBRS Group A Offenses	Offenses		Arrests	
	Reported	Cleared	Adult	Juvenile
Crimes Against Persons				
Murder	0	0	0	0
Negligent Manslaughter	0	0	0	0
Kidnapping/Abduction	0	0	0	0
Forcible Rape	3	1	0	1
Forcible Sodomy	0	0	0	0
Sexual Assault W/Object	0	0	0	0
Forcible Fondling	0	0	0	0
Incest	0	0	0	0
Statutory Rape	0	0	0	0
Aggravated Assault	13	8	9	1
Simple Assault	71	54	48	3
Intimidation	7	1	1	0
Stalking	0	0	0	0
Commercial Sex Acts	0	0	0	0
Involuntary Servitude	0	0	0	0
Crimes Against Property				
Arson	0	0	0	0
Bribery	0	0	0	0
Burglary	46	10	12	2
Counterfeiting/Forgery	12	3	5	0
Destruction/Damage/Vandalism	58	8	8	2
Embezzlement	5	2	3	0
Extortion/Blackmail	0	0	0	0
Fraud - False Pretenses	6	5	4	0
Fraud - Credit Card/ATM	7	2	2	0
Fraud - Impersonation	0	0	0	0
Fraud - Welfare	0	0	0	0
Fraud - Wire	0	0	0	0
Motor Vehicle Theft	20	4	5	0
Robbery	2	1	2	3
Stolen Property Offenses	3	0	0	0
Theft - Pocket-picking	0	0	0	0
Theft - Purse Snatching	0	0	0	0
Theft - Shoplifting	40	39	44	1
Theft From Building	46	7	5	0
Theft From Coin Machine	3	0	0	0
Theft From Motor Vehicle	18	1	1	0
Theft of Motor Vehicle Parts	4	1	2	1
Theft - All Other Larceny	37	5	6	0
Crimes Against Society				
Drug/Narcotic Violations	22	22	21	4
Drug/Narcotic Equipment Violations	10	10	7	0
Gambling - Betting/Wagering	0	0	0	0
Gambling - Operating/Promoting	0	0	0	0
Gambling - Equipment Violations	0	0	0	0
Gambling - Sports Tampering	0	0	0	0
Pornography/Obscene Material	1	0	0	0
Prostitution	1	1	1	0
Prostitution Assisting/Promoting	0	0	0	0
Purchasing Prostitution	0	0	0	0
Weapon Law Violations	3	3	2	1
Total Group A Offenses	438	188	188	19



Dyer Police Department - 2014

2013 Population Estimate	2,295
Offense Overview	
Offense Total	129
Number Cleared	71
Percent Cleared	55.04 %
Group A Crimes per 100,000 population	5,620.9
Arrest Overview	
Total Arrests	61
Adult Arrests	58
Juvenile Arrests	3
Unknown Age	0
Arrests per 100,000 population	2,658.0
Average number offenses/incident	1.23

Domestic Violence Victims		
Offense	Reported	Cleared
Murder	0	0
Aggravated Assault	2	1
Simple Assault	21	11
Intimidation	2	1
Stalking	1	0
Forcible Rape	0	0
Forcible Sodomy	0	0
Sexual Assault W/Object	0	0
Forcible Fondling	0	0
Incest	0	0
Statutory Rape	0	0
Kidnapping/Abduction	0	0
Total	26	13

TIBRS Group B Arrests		
Offense	Adult	Juvenile
Bad Checks	0	0
Curfew/Vagrancy	0	0
Disorderly Conduct	0	0
DUI	1	0
Drunkenness	2	0
Family-Non Violent	0	0
Liquor Law Violations	0	0
Peeping Tom	0	0
Trespass	0	0
All Other Offenses	5	0
Total Group B	8	0

TIBRS Group A Offenses	Offenses		Arrests	
	Reported	Cleared	Adult	Juvenile
Crimes Against Persons				
Murder	1	1	1	0
Negligent Manslaughter	0	0	0	0
Kidnapping/Abduction	0	0	0	0
Forcible Rape	0	0	0	0
Forcible Sodomy	0	0	0	0
Sexual Assault W/Object	0	0	0	0
Forcible Fondling	0	0	0	0
Incest	0	0	0	0
Statutory Rape	0	0	0	0
Aggravated Assault	7	5	4	0
Simple Assault	30	14	10	1
Intimidation	5	1	1	0
Stalking	1	0	0	0
Commercial Sex Acts	0	0	0	0
Involuntary Servitude	0	0	0	0
Crimes Against Property				
Arson	0	0	0	0
Bribery	0	0	0	0
Burglary	10	2	0	2
Counterfeiting/Forgery	6	6	4	0
Destruction/Damage/Vandalism	16	4	5	0
Embezzlement	0	0	0	0
Extortion/Blackmail	0	0	0	0
Fraud - False Pretenses	9	9	2	0
Fraud - Credit Card/ATM	1	0	0	0
Fraud - Impersonation	1	0	0	0
Fraud - Welfare	0	0	0	0
Fraud - Wire	0	0	0	0
Motor Vehicle Theft	0	0	0	0
Robbery	0	0	0	0
Stolen Property Offenses	0	0	0	0
Theft - Pocket-picking	0	0	0	0
Theft - Purse Snatching	0	0	0	0
Theft - Shoplifting	1	1	1	0
Theft From Building	16	8	9	0
Theft From Coin Machine	0	0	0	0
Theft From Motor Vehicle	1	1	1	0
Theft of Motor Vehicle Parts	0	0	0	0
Theft - All Other Larceny	5	0	0	0
Crimes Against Society				
Drug/Narcotic Violations	12	12	12	0
Drug/Narcotic Equipment Violations	7	7	0	0
Gambling - Betting/Wagering	0	0	0	0
Gambling - Operating/Promoting	0	0	0	0
Gambling - Equipment Violations	0	0	0	0
Gambling - Sports Tampering	0	0	0	0
Pornography/Obscene Material	0	0	0	0
Prostitution	0	0	0	0
Prostitution Assisting/Promoting	0	0	0	0
Purchasing Prostitution	0	0	0	0
Weapon Law Violations	0	0	0	0
Total Group A Offenses	129	71	50	3



Dyersburg Police Department - 2014

2013 Population Estimate	17,002
Offense Overview	
Offense Total	3,372
Number Cleared	1,238
Percent Cleared	36.71 %
Group A Crimes per 100,000 population	19,833.0
Arrest Overview	
Total Arrests	2,093
Adult Arrests	1,885
Juvenile Arrests	208
Unknown Age	0
Arrests per 100,000 population	12,310.3
Average number offenses/incident	1.16

Domestic Violence Victims		
Offense	Reported	Cleared
Murder	1	1
Aggravated Assault	72	58
Simple Assault	420	212
Intimidation	28	6
Stalking	0	0
Forcible Rape	4	2
Forcible Sodomy	0	0
Sexual Assault W/Object	0	0
Forcible Fondling	6	1
Incest	0	0
Statutory Rape	0	0
Kidnapping/Abduction	8	7
Total	539	287

TIBRS Group B Arrests		
Offense	Adult	Juvenile
Bad Checks	3	0
Curfew/Vagrancy	0	8
Disorderly Conduct	59	19
DUI	44	0
Drunkenness	132	0
Family-Non Violent	2	0
Liquor Law Violations	32	15
Peeping Tom	0	0
Trespass	29	1
All Other Offenses	569	56
Total Group B	870	99

TIBRS Group A Offenses	Offenses		Arrests	
	Reported	Cleared	Adult	Juvenile
Crimes Against Persons				
Murder	2	2	2	0
Negligent Manslaughter	0	0	0	0
Kidnapping/Abduction	9	8	0	0
Forcible Rape	8	3	2	1
Forcible Sodomy	4	0	0	0
Sexual Assault W/Object	0	0	0	0
Forcible Fondling	11	2	1	0
Incest	0	0	0	0
Statutory Rape	3	0	0	0
Aggravated Assault	180	93	66	6
Simple Assault	694	271	200	22
Intimidation	90	14	8	0
Stalking	5	0	0	0
Commercial Sex Acts	0	0	0	0
Involuntary Servitude	0	0	0	0
Crimes Against Property				
Arson	5	2	0	3
Bribery	0	0	0	0
Burglary	275	46	27	9
Counterfeiting/Forgery	60	15	8	0
Destruction/Damage/Vandalism	327	54	24	9
Embezzlement	9	4	4	0
Extortion/Blackmail	1	0	0	0
Fraud - False Pretenses	67	9	9	0
Fraud - Credit Card/ATM	41	8	8	0
Fraud - Impersonation	32	15	9	1
Fraud - Welfare	0	0	0	0
Fraud - Wire	0	0	0	0
Motor Vehicle Theft	38	6	5	0
Robbery	19	8	4	1
Stolen Property Offenses	4	3	1	1
Theft - Pocket-picking	0	0	0	0
Theft - Purse Snatching	0	0	0	0
Theft - Shoplifting	464	358	392	32
Theft From Building	181	22	17	3
Theft From Coin Machine	2	0	0	0
Theft From Motor Vehicle	184	8	5	3
Theft of Motor Vehicle Parts	54	1	1	0
Theft - All Other Larceny	197	20	19	0
Crimes Against Society				
Drug/Narcotic Violations	303	182	158	11
Drug/Narcotic Equipment Violations	69	60	30	4
Gambling - Betting/Wagering	0	0	0	0
Gambling - Operating/Promoting	0	0	0	0
Gambling - Equipment Violations	0	0	0	0
Gambling - Sports Tampering	0	0	0	0
Pornography/Obscene Material	1	0	0	0
Prostitution	0	0	0	0
Prostitution Assisting/Promoting	2	0	0	0
Purchasing Prostitution	0	0	0	0
Weapon Law Violations	31	24	15	3
Total Group A Offenses	3,372	1,238	1,015	109



2013 Population Estimate	620
Offense Overview	
Offense Total	13
Number Cleared	3
Percent Cleared	23.08 %
Group A Crimes per 100,000 population	2,096.8
Arrest Overview	
Total Arrests	6
Adult Arrests	6
Juvenile Arrests	0
Unknown Age	0
Arrests per 100,000 population	967.7
Average number offenses/incident	1.00

Domestic Violence Victims		
Offense	Reported	Cleared
Murder	0	0
Aggravated Assault	0	0
Simple Assault	2	0
Intimidation	0	0
Stalking	1	0
Forcible Rape	0	0
Forcible Sodomy	0	0
Sexual Assault W/Object	0	0
Forcible Fondling	0	0
Incest	0	0
Statutory Rape	0	0
Kidnapping/Abduction	0	0
Total	3	0

TIBRS Group B Arrests		
Offense	Adult	Juvenile
Bad Checks	0	0
Curfew/Vagrancy	0	0
Disorderly Conduct	0	0
DUI	4	0
Drunkenness	1	0
Family-Non Violent	0	0
Liquor Law Violations	0	0
Peeping Tom	0	0
Trespass	0	0
All Other Offenses	0	0
Total Group B	5	0

TIBRS Group A Offenses	Offenses		Arrests	
	Reported	Cleared	Adult	Juvenile
Crimes Against Persons				
Murder	0	0	0	0
Negligent Manslaughter	0	0	0	0
Kidnapping/Abduction	0	0	0	0
Forcible Rape	0	0	0	0
Forcible Sodomy	0	0	0	0
Sexual Assault W/Object	0	0	0	0
Forcible Fondling	0	0	0	0
Incest	0	0	0	0
Statutory Rape	0	0	0	0
Aggravated Assault	0	0	0	0
Simple Assault	2	0	0	0
Intimidation	0	0	0	0
Stalking	1	0	0	0
Commercial Sex Acts	0	0	0	0
Involuntary Servitude	0	0	0	0
Crimes Against Property				
Arson	0	0	0	0
Bribery	0	0	0	0
Burglary	0	0	0	0
Counterfeiting/Forgery	1	1	0	0
Destruction/Damage/Vandalism	1	0	0	0
Embezzlement	0	0	0	0
Extortion/Blackmail	0	0	0	0
Fraud - False Pretenses	0	0	0	0
Fraud - Credit Card/ATM	0	0	0	0
Fraud - Impersonation	0	0	0	0
Fraud - Welfare	0	0	0	0
Fraud - Wire	0	0	0	0
Motor Vehicle Theft	0	0	0	0
Robbery	0	0	0	0
Stolen Property Offenses	0	0	0	0
Theft - Pocket-picking	0	0	0	0
Theft - Purse Snatching	0	0	0	0
Theft - Shoplifting	1	0	0	0
Theft From Building	3	1	1	0
Theft From Coin Machine	0	0	0	0
Theft From Motor Vehicle	0	0	0	0
Theft of Motor Vehicle Parts	0	0	0	0
Theft - All Other Larceny	1	1	0	0
Crimes Against Society				
Drug/Narcotic Violations	2	0	0	0
Drug/Narcotic Equipment Violations	1	0	0	0
Gambling - Betting/Wagering	0	0	0	0
Gambling - Operating/Promoting	0	0	0	0
Gambling - Equipment Violations	0	0	0	0
Gambling - Sports Tampering	0	0	0	0
Pornography/Obscene Material	0	0	0	0
Prostitution	0	0	0	0
Prostitution Assisting/Promoting	0	0	0	0
Purchasing Prostitution	0	0	0	0
Weapon Law Violations	0	0	0	0
Total Group A Offenses	13	3	1	0



East Ridge Police Department - 2014

2013 Population Estimate	21,382
Offense Overview	
Offense Total	2,122
Number Cleared	715
Percent Cleared	33.69 %
Group A Crimes per 100,000 population	9,924.2
Arrest Overview	
Total Arrests	1,200
Adult Arrests	1,155
Juvenile Arrests	45
Unknown Age	0
Arrests per 100,000 population	5,612.2
Average number offenses/incident	1.13

Domestic Violence Victims		
Offense	Reported	Cleared
Murder	0	0
Aggravated Assault	54	37
Simple Assault	229	125
Intimidation	16	2
Stalking	2	0
Forcible Rape	3	1
Forcible Sodomy	1	1
Sexual Assault W/Object	0	0
Forcible Fondling	4	0
Incest	0	0
Statutory Rape	1	1
Kidnapping/Abduction	6	6
Total	316	173

TIBRS Group B Arrests		
Offense	Adult	Juvenile
Bad Checks	24	0
Curfew/Vagrancy	0	0
Disorderly Conduct	15	11
DUI	47	0
Drunkenness	44	0
Family-Non Violent	1	0
Liquor Law Violations	23	0
Peeping Tom	0	0
Trespass	10	1
All Other Offenses	429	1
Total Group B	593	13

TIBRS Group A Offenses	Offenses		Arrests	
	Reported	Cleared	Adult	Juvenile
Crimes Against Persons				
Murder	0	0	0	0
Negligent Manslaughter	0	0	0	0
Kidnapping/Abduction	9	8	10	0
Forcible Rape	17	5	3	1
Forcible Sodomy	1	1	0	1
Sexual Assault W/Object	0	0	0	0
Forcible Fondling	9	1	1	0
Incest	0	0	0	0
Statutory Rape	2	2	2	0
Aggravated Assault	112	60	36	2
Simple Assault	304	148	136	12
Intimidation	42	6	5	0
Stalking	3	0	0	0
Commercial Sex Acts	0	0	0	0
Involuntary Servitude	0	0	0	0
Crimes Against Property				
Arson	3	3	2	1
Bribery	1	1	1	0
Burglary	201	26	24	0
Counterfeiting/Forgery	59	13	18	0
Destruction/Damage/Vandalism	70	29	12	0
Embezzlement	6	4	4	0
Extortion/Blackmail	0	0	0	0
Fraud - False Pretenses	81	18	10	0
Fraud - Credit Card/ATM	37	1	1	0
Fraud - Impersonation	44	17	15	0
Fraud - Welfare	0	0	0	0
Fraud - Wire	5	0	0	0
Motor Vehicle Theft	115	12	12	0
Robbery	32	12	12	0
Stolen Property Offenses	20	20	14	3
Theft - Pocket-picking	1	0	0	0
Theft - Purse Snatching	0	0	0	0
Theft - Shoplifting	89	36	32	2
Theft From Building	160	17	20	1
Theft From Coin Machine	2	0	0	0
Theft From Motor Vehicle	203	13	17	2
Theft of Motor Vehicle Parts	87	5	1	0
Theft - All Other Larceny	153	11	9	2
Crimes Against Society				
Drug/Narcotic Violations	138	135	124	5
Drug/Narcotic Equipment Violations	95	91	33	0
Gambling - Betting/Wagering	0	0	0	0
Gambling - Operating/Promoting	0	0	0	0
Gambling - Equipment Violations	0	0	0	0
Gambling - Sports Tampering	0	0	0	0
Pornography/Obscene Material	0	0	0	0
Prostitution	0	0	0	0
Prostitution Assisting/Promoting	0	0	0	0
Purchasing Prostitution	0	0	0	0
Weapon Law Violations	21	20	8	0
Total Group A Offenses	2,122	715	562	32



Elizabethton Police Department - 2014

2013 Population Estimate	14,359
Offense Overview	
Offense Total	1,910
Number Cleared	835
Percent Cleared	43.72 %
Group A Crimes per 100,000 population	13,301.8
Arrest Overview	
Total Arrests	1,034
Adult Arrests	973
Juvenile Arrests	61
Unknown Age	0
Arrests per 100,000 population	7,201.1
Average number offenses/incident	1.18

Domestic Violence Victims		
Offense	Reported	Cleared
Murder	0	0
Aggravated Assault	23	20
Simple Assault	76	37
Intimidation	49	3
Stalking	0	0
Forcible Rape	1	1
Forcible Sodomy	0	0
Sexual Assault W/Object	0	0
Forcible Fondling	0	0
Incest	0	0
Statutory Rape	0	0
Kidnapping/Abduction	0	0
Total	149	61

TIBRS Group B Arrests		
Offense	Adult	Juvenile
Bad Checks	2	0
Curfew/Vagrancy	0	0
Disorderly Conduct	10	0
DUI	59	0
Drunkenness	49	0
Family-Non Violent	8	0
Liquor Law Violations	8	4
Peeping Tom	0	0
Trespass	15	0
All Other Offenses	177	1
Total Group B	328	5

TIBRS Group A Offenses	Offenses		Arrests	
	Reported	Cleared	Adult	Juvenile
Crimes Against Persons				
Murder	0	0	0	0
Negligent Manslaughter	0	0	0	0
Kidnapping/Abduction	0	0	0	0
Forcible Rape	8	6	3	1
Forcible Sodomy	0	0	0	0
Sexual Assault W/Object	0	0	0	0
Forcible Fondling	2	2	1	0
Incest	0	0	0	0
Statutory Rape	1	1	1	0
Aggravated Assault	47	38	27	2
Simple Assault	154	54	42	8
Intimidation	221	35	18	2
Stalking	0	0	0	0
Commercial Sex Acts	0	0	0	0
Involuntary Servitude	0	0	0	0
Crimes Against Property				
Arson	0	0	0	0
Bribery	0	0	0	0
Burglary	94	18	18	5
Counterfeiting/Forgery	37	16	8	0
Destruction/Damage/Vandalism	167	34	21	14
Embezzlement	13	12	10	0
Extortion/Blackmail	0	0	0	0
Fraud - False Pretenses	69	31	16	0
Fraud - Credit Card/ATM	54	34	6	0
Fraud - Impersonation	16	15	9	1
Fraud - Welfare	0	0	0	0
Fraud - Wire	2	0	0	0
Motor Vehicle Theft	16	4	2	0
Robbery	4	2	2	0
Stolen Property Offenses	5	5	5	0
Theft - Pocket-picking	1	0	0	0
Theft - Purse Snatching	0	0	0	0
Theft - Shoplifting	408	239	262	11
Theft From Building	16	4	2	0
Theft From Coin Machine	1	0	0	0
Theft From Motor Vehicle	73	2	2	0
Theft of Motor Vehicle Parts	4	0	0	0
Theft - All Other Larceny	229	31	18	4
Crimes Against Society				
Drug/Narcotic Violations	146	140	123	5
Drug/Narcotic Equipment Violations	101	92	38	3
Gambling - Betting/Wagering	0	0	0	0
Gambling - Operating/Promoting	0	0	0	0
Gambling - Equipment Violations	0	0	0	0
Gambling - Sports Tampering	0	0	0	0
Pornography/Obscene Material	1	1	0	0
Prostitution	2	2	2	0
Prostitution Assisting/Promoting	3	3	3	0
Purchasing Prostitution	2	2	2	0
Weapon Law Violations	13	12	4	0
Total Group A Offenses	1,910	835	645	56



2013 Population Estimate	562
Offense Overview	
Offense Total	3
Number Cleared	2
Percent Cleared	66.67 %
Group A Crimes per 100,000 population	533.8
Arrest Overview	
Total Arrests	1
Adult Arrests	1
Juvenile Arrests	0
Unknown Age	0
Arrests per 100,000 population	177.9
Average number offenses/incident	1.50

Domestic Violence Victims		
Offense	Reported	Cleared
Murder	0	0
Aggravated Assault	0	0
Simple Assault	0	0
Intimidation	0	0
Stalking	0	0
Forcible Rape	0	0
Forcible Sodomy	0	0
Sexual Assault W/Object	0	0
Forcible Fondling	0	0
Incest	0	0
Statutory Rape	0	0
Kidnapping/Abduction	0	0
Total	0	0

TIBRS Group B Arrests		
Offense	Adult	Juvenile
Bad Checks	0	0
Curfew/Vagrancy	0	0
Disorderly Conduct	0	0
DUI	0	0
Drunkenness	0	0
Family-Non Violent	0	0
Liquor Law Violations	0	0
Peeping Tom	0	0
Trespass	0	0
All Other Offenses	0	0
Total Group B	0	0

TIBRS Group A Offenses	Offenses		Arrests	
	Reported	Cleared	Adult	Juvenile
Crimes Against Persons				
Murder	0	0	0	0
Negligent Manslaughter	0	0	0	0
Kidnapping/Abduction	0	0	0	0
Forcible Rape	0	0	0	0
Forcible Sodomy	0	0	0	0
Sexual Assault W/Object	0	0	0	0
Forcible Fondling	0	0	0	0
Incest	0	0	0	0
Statutory Rape	0	0	0	0
Aggravated Assault	0	0	0	0
Simple Assault	0	0	0	0
Intimidation	0	0	0	0
Stalking	0	0	0	0
Commercial Sex Acts	0	0	0	0
Involuntary Servitude	0	0	0	0
Crimes Against Property				
Arson	0	0	0	0
Bribery	0	0	0	0
Burglary	0	0	0	0
Counterfeiting/Forgery	0	0	0	0
Destruction/Damage/Vandalism	0	0	0	0
Embezzlement	0	0	0	0
Extortion/Blackmail	0	0	0	0
Fraud - False Pretenses	0	0	0	0
Fraud - Credit Card/ATM	0	0	0	0
Fraud - Impersonation	0	0	0	0
Fraud - Welfare	0	0	0	0
Fraud - Wire	0	0	0	0
Motor Vehicle Theft	0	0	0	0
Robbery	0	0	0	0
Stolen Property Offenses	0	0	0	0
Theft - Pocket-picking	0	0	0	0
Theft - Purse Snatching	0	0	0	0
Theft - Shoplifting	0	0	0	0
Theft From Building	0	0	0	0
Theft From Coin Machine	0	0	0	0
Theft From Motor Vehicle	0	0	0	0
Theft of Motor Vehicle Parts	0	0	0	0
Theft - All Other Larceny	0	0	0	0
Crimes Against Society				
Drug/Narcotic Violations	2	1	1	0
Drug/Narcotic Equipment Violations	0	0	0	0
Gambling - Betting/Wagering	0	0	0	0
Gambling - Operating/Promoting	0	0	0	0
Gambling - Equipment Violations	0	0	0	0
Gambling - Sports Tampering	0	0	0	0
Pornography/Obscene Material	0	0	0	0
Prostitution	0	0	0	0
Prostitution Assisting/Promoting	0	0	0	0
Purchasing Prostitution	0	0	0	0
Weapon Law Violations	1	1	0	0
Total Group A Offenses	3	2	1	0



Englewood Police Department - 2014

2013 Population Estimate	1,526
Offense Overview	
Offense Total	236
Number Cleared	165
Percent Cleared	69.92 %
Group A Crimes per 100,000 population	15,465.3
Arrest Overview	
Total Arrests	178
Adult Arrests	167
Juvenile Arrests	11
Unknown Age	0
Arrests per 100,000 population	11,664.5
Average number offenses/incident	1.28

Domestic Violence Victims		
Offense	Reported	Cleared
Murder	0	0
Aggravated Assault	4	4
Simple Assault	9	6
Intimidation	1	1
Stalking	0	0
Forcible Rape	0	0
Forcible Sodomy	0	0
Sexual Assault W/Object	0	0
Forcible Fondling	0	0
Incest	0	0
Statutory Rape	0	0
Kidnapping/Abduction	0	0
Total	14	11

TIBRS Group B Arrests		
Offense	Adult	Juvenile
Bad Checks	0	0
Curfew/Vagrancy	0	4
Disorderly Conduct	1	0
DUI	10	0
Drunkenness	11	0
Family-Non Violent	0	0
Liquor Law Violations	0	1
Peeping Tom	0	0
Trespass	4	0
All Other Offenses	5	0
Total Group B	31	5

TIBRS Group A Offenses	Offenses		Arrests	
	Reported	Cleared	Adult	Juvenile
Crimes Against Persons				
Murder	0	0	0	0
Negligent Manslaughter	0	0	0	0
Kidnapping/Abduction	0	0	0	0
Forcible Rape	0	0	0	0
Forcible Sodomy	0	0	0	0
Sexual Assault W/Object	0	0	0	0
Forcible Fondling	0	0	0	0
Incest	0	0	0	0
Statutory Rape	0	0	0	0
Aggravated Assault	5	5	5	0
Simple Assault	19	9	8	1
Intimidation	7	2	2	0
Stalking	0	0	0	0
Commercial Sex Acts	0	0	0	0
Involuntary Servitude	0	0	0	0
Crimes Against Property				
Arson	1	0	0	0
Bribery	0	0	0	0
Burglary	12	3	3	0
Counterfeiting/Forgery	0	0	0	0
Destruction/Damage/Vandalism	19	7	4	3
Embezzlement	0	0	0	0
Extortion/Blackmail	0	0	0	0
Fraud - False Pretenses	7	3	2	0
Fraud - Credit Card/ATM	1	1	2	0
Fraud - Impersonation	2	1	0	0
Fraud - Welfare	0	0	0	0
Fraud - Wire	0	0	0	0
Motor Vehicle Theft	4	4	4	0
Robbery	0	0	0	0
Stolen Property Offenses	1	1	1	0
Theft - Pocket-picking	0	0	0	0
Theft - Purse Snatching	0	0	0	0
Theft - Shoplifting	17	13	13	0
Theft From Building	8	4	3	0
Theft From Coin Machine	1	0	0	0
Theft From Motor Vehicle	3	0	0	0
Theft of Motor Vehicle Parts	1	0	0	0
Theft - All Other Larceny	19	4	4	0
Crimes Against Society				
Drug/Narcotic Violations	59	58	67	1
Drug/Narcotic Equipment Violations	50	50	18	1
Gambling - Betting/Wagering	0	0	0	0
Gambling - Operating/Promoting	0	0	0	0
Gambling - Equipment Violations	0	0	0	0
Gambling - Sports Tampering	0	0	0	0
Pornography/Obscene Material	0	0	0	0
Prostitution	0	0	0	0
Prostitution Assisting/Promoting	0	0	0	0
Purchasing Prostitution	0	0	0	0
Weapon Law Violations	0	0	0	0
Total Group A Offenses	236	165	136	6



2013 Population Estimate	1,319
Offense Overview	
Offense Total	82
Number Cleared	25
Percent Cleared	30.49 %
Group A Crimes per 100,000 population	6,216.8
Arrest Overview	
Total Arrests	48
Adult Arrests	47
Juvenile Arrests	1
Unknown Age	0
Arrests per 100,000 population	3,639.1
Average number offenses/incident	1.22

Domestic Violence Victims		
Offense	Reported	Cleared
Murder	0	0
Aggravated Assault	5	4
Simple Assault	6	5
Intimidation	3	0
Stalking	1	0
Forcible Rape	0	0
Forcible Sodomy	0	0
Sexual Assault W/Object	0	0
Forcible Fondling	0	0
Incest	0	0
Statutory Rape	0	0
Kidnapping/Abduction	0	0
Total	15	9

TIBRS Group B Arrests		
Offense	Adult	Juvenile
Bad Checks	0	0
Curfew/Vagrancy	0	0
Disorderly Conduct	5	0
DUI	4	0
Drunkenness	8	0
Family-Non Violent	0	0
Liquor Law Violations	8	0
Peeping Tom	0	0
Trespass	0	0
All Other Offenses	0	0
Total Group B	25	0

TIBRS Group A Offenses	Offenses		Arrests	
	Reported	Cleared	Adult	Juvenile
Crimes Against Persons				
Murder	0	0	0	0
Negligent Manslaughter	0	0	0	0
Kidnapping/Abduction	0	0	0	0
Forcible Rape	0	0	0	0
Forcible Sodomy	0	0	0	0
Sexual Assault W/Object	0	0	0	0
Forcible Fondling	0	0	0	0
Incest	0	0	0	0
Statutory Rape	0	0	0	0
Aggravated Assault	7	6	7	0
Simple Assault	12	8	4	0
Intimidation	6	0	0	0
Stalking	1	0	0	0
Commercial Sex Acts	0	0	0	0
Involuntary Servitude	0	0	0	0
Crimes Against Property				
Arson	0	0	0	0
Bribery	0	0	0	0
Burglary	4	0	0	0
Counterfeiting/Forgery	8	2	1	0
Destruction/Damage/Vandalism	10	1	1	0
Embezzlement	0	0	0	0
Extortion/Blackmail	0	0	0	0
Fraud - False Pretenses	5	1	0	0
Fraud - Credit Card/ATM	0	0	0	0
Fraud - Impersonation	1	1	0	1
Fraud - Welfare	0	0	0	0
Fraud - Wire	1	0	0	0
Motor Vehicle Theft	1	1	2	0
Robbery	0	0	0	0
Stolen Property Offenses	0	0	0	0
Theft - Pocket-picking	2	0	0	0
Theft - Purse Snatching	0	0	0	0
Theft - Shoplifting	1	0	0	0
Theft From Building	13	1	1	0
Theft From Coin Machine	0	0	0	0
Theft From Motor Vehicle	3	0	0	0
Theft of Motor Vehicle Parts	0	0	0	0
Theft - All Other Larceny	2	0	0	0
Crimes Against Society				
Drug/Narcotic Violations	4	3	6	0
Drug/Narcotic Equipment Violations	1	1	0	0
Gambling - Betting/Wagering	0	0	0	0
Gambling - Operating/Promoting	0	0	0	0
Gambling - Equipment Violations	0	0	0	0
Gambling - Sports Tampering	0	0	0	0
Pornography/Obscene Material	0	0	0	0
Prostitution	0	0	0	0
Prostitution Assisting/Promoting	0	0	0	0
Purchasing Prostitution	0	0	0	0
Weapon Law Violations	0	0	0	0
Total Group A Offenses	82	25	22	1



Erwin Police Department - 2014

2013 Population Estimate	6,073
Offense Overview	
Offense Total	272
Number Cleared	202
Percent Cleared	74.26 %
Group A Crimes per 100,000 population	4,478.8
Arrest Overview	
Total Arrests	194
Adult Arrests	177
Juvenile Arrests	17
Unknown Age	0
Arrests per 100,000 population	3,194.5
Average number offenses/incident	1.04

Domestic Violence Victims		
Offense	Reported	Cleared
Murder	0	0
Aggravated Assault	11	11
Simple Assault	49	47
Intimidation	7	4
Stalking	0	0
Forcible Rape	1	1
Forcible Sodomy	0	0
Sexual Assault W/Object	0	0
Forcible Fondling	0	0
Incest	0	0
Statutory Rape	0	0
Kidnapping/Abduction	0	0
Total	68	63

TIBRS Group B Arrests		
Offense	Adult	Juvenile
Bad Checks	0	0
Curfew/Vagrancy	0	0
Disorderly Conduct	1	3
DUI	24	0
Drunkenness	33	0
Family-Non Violent	1	0
Liquor Law Violations	0	0
Peeping Tom	0	0
Trespass	6	0
All Other Offenses	8	3
Total Group B	73	6

TIBRS Group A Offenses	Offenses		Arrests	
	Reported	Cleared	Adult	Juvenile
Crimes Against Persons				
Murder	0	0	0	0
Negligent Manslaughter	0	0	0	0
Kidnapping/Abduction	1	1	1	0
Forcible Rape	1	1	1	0
Forcible Sodomy	0	0	0	0
Sexual Assault W/Object	0	0	0	0
Forcible Fondling	0	0	0	0
Incest	0	0	0	0
Statutory Rape	0	0	0	0
Aggravated Assault	14	13	9	0
Simple Assault	69	64	34	2
Intimidation	24	15	2	1
Stalking	3	3	1	0
Commercial Sex Acts	0	0	0	0
Involuntary Servitude	0	0	0	0
Crimes Against Property				
Arson	0	0	0	0
Bribery	0	0	0	0
Burglary	9	5	5	0
Counterfeiting/Forgery	3	1	1	0
Destruction/Damage/Vandalism	18	4	2	1
Embezzlement	0	0	0	0
Extortion/Blackmail	0	0	0	0
Fraud - False Pretenses	23	20	3	0
Fraud - Credit Card/ATM	1	1	1	0
Fraud - Impersonation	0	0	0	0
Fraud - Welfare	0	0	0	0
Fraud - Wire	0	0	0	0
Motor Vehicle Theft	5	5	4	0
Robbery	1	1	1	0
Stolen Property Offenses	1	1	1	0
Theft - Pocket-picking	0	0	0	0
Theft - Purse Snatching	0	0	0	0
Theft - Shoplifting	16	14	8	0
Theft From Building	25	15	6	0
Theft From Coin Machine	0	0	0	0
Theft From Motor Vehicle	8	4	1	0
Theft of Motor Vehicle Parts	6	1	1	0
Theft - All Other Larceny	26	15	7	6
Crimes Against Society				
Drug/Narcotic Violations	7	7	6	0
Drug/Narcotic Equipment Violations	8	8	8	0
Gambling - Betting/Wagering	0	0	0	0
Gambling - Operating/Promoting	0	0	0	0
Gambling - Equipment Violations	0	0	0	0
Gambling - Sports Tampering	0	0	0	0
Pornography/Obscene Material	0	0	0	0
Prostitution	0	0	0	0
Prostitution Assisting/Promoting	0	0	0	0
Purchasing Prostitution	0	0	0	0
Weapon Law Violations	3	3	1	1
Total Group A Offenses	272	202	104	11



Estill Springs Police Department - 2014

2013 Population Estimate	2,044
Offense Overview	
Offense Total	124
Number Cleared	45
Percent Cleared	36.29 %
Group A Crimes per 100,000 population	6,066.5
Arrest Overview	
Total Arrests	47
Adult Arrests	44
Juvenile Arrests	3
Unknown Age	0
Arrests per 100,000 population	2,299.4
Average number offenses/incident	1.23

Domestic Violence Victims		
Offense	Reported	Cleared
Murder	0	0
Aggravated Assault	10	8
Simple Assault	13	9
Intimidation	9	4
Stalking	0	0
Forcible Rape	0	0
Forcible Sodomy	0	0
Sexual Assault W/Object	0	0
Forcible Fondling	0	0
Incest	0	0
Statutory Rape	1	0
Kidnapping/Abduction	0	0
Total	33	21

TIBRS Group B Arrests		
Offense	Adult	Juvenile
Bad Checks	0	0
Curfew/Vagrancy	0	0
Disorderly Conduct	2	0
DUI	3	0
Drunkenness	3	0
Family-Non Violent	0	0
Liquor Law Violations	1	0
Peeping Tom	0	0
Trespass	0	0
All Other Offenses	11	0
Total Group B	20	0

TIBRS Group A Offenses	Offenses		Arrests	
	Reported	Cleared	Adult	Juvenile
Crimes Against Persons				
Murder	0	0	0	0
Negligent Manslaughter	0	0	0	0
Kidnapping/Abduction	0	0	0	0
Forcible Rape	0	0	0	0
Forcible Sodomy	0	0	0	0
Sexual Assault W/Object	0	0	0	0
Forcible Fondling	0	0	0	0
Incest	0	0	0	0
Statutory Rape	2	1	1	0
Aggravated Assault	19	11	5	0
Simple Assault	17	13	9	2
Intimidation	15	6	1	0
Stalking	0	0	0	0
Commercial Sex Acts	0	0	0	0
Involuntary Servitude	0	0	0	0
Crimes Against Property				
Arson	0	0	0	0
Bribery	0	0	0	0
Burglary	9	0	0	0
Counterfeiting/Forgery	2	0	0	0
Destruction/Damage/Vandalism	8	2	1	0
Embezzlement	2	0	0	0
Extortion/Blackmail	0	0	0	0
Fraud - False Pretenses	3	0	0	0
Fraud - Credit Card/ATM	2	0	0	0
Fraud - Impersonation	1	1	0	0
Fraud - Welfare	0	0	0	0
Fraud - Wire	0	0	0	0
Motor Vehicle Theft	0	0	0	0
Robbery	0	0	0	0
Stolen Property Offenses	0	0	0	0
Theft - Pocket-picking	0	0	0	0
Theft - Purse Snatching	0	0	0	0
Theft - Shoplifting	0	0	0	0
Theft From Building	8	0	0	0
Theft From Coin Machine	0	0	0	0
Theft From Motor Vehicle	11	0	0	0
Theft of Motor Vehicle Parts	2	0	0	0
Theft - All Other Larceny	8	0	0	0
Crimes Against Society				
Drug/Narcotic Violations	8	6	4	1
Drug/Narcotic Equipment Violations	7	5	3	0
Gambling - Betting/Wagering	0	0	0	0
Gambling - Operating/Promoting	0	0	0	0
Gambling - Equipment Violations	0	0	0	0
Gambling - Sports Tampering	0	0	0	0
Pornography/Obscene Material	0	0	0	0
Prostitution	0	0	0	0
Prostitution Assisting/Promoting	0	0	0	0
Purchasing Prostitution	0	0	0	0
Weapon Law Violations	0	0	0	0
Total Group A Offenses	124	45	24	3



Ethridge Police Department - 2014

2013 Population Estimate	463
Offense Overview	
Offense Total	35
Number Cleared	10
Percent Cleared	28.57 %
Group A Crimes per 100,000 population	7,559.4
Arrest Overview	
Total Arrests	10
Adult Arrests	10
Juvenile Arrests	0
Unknown Age	0
Arrests per 100,000 population	2,159.8
Average number offenses/incident	1.09

Domestic Violence Victims		
Offense	Reported	Cleared
Murder	0	0
Aggravated Assault	2	1
Simple Assault	1	0
Intimidation	0	0
Stalking	1	0
Forcible Rape	0	0
Forcible Sodomy	0	0
Sexual Assault W/Object	0	0
Forcible Fondling	0	0
Incest	0	0
Statutory Rape	0	0
Kidnapping/Abduction	0	0
Total	4	1

TIBRS Group B Arrests		
Offense	Adult	Juvenile
Bad Checks	0	0
Curfew/Vagrancy	0	0
Disorderly Conduct	0	0
DUI	1	0
Drunkenness	1	0
Family-Non Violent	0	0
Liquor Law Violations	0	0
Peeping Tom	0	0
Trespass	0	0
All Other Offenses	0	0
Total Group B	2	0

TIBRS Group A Offenses	Offenses		Arrests	
	Reported	Cleared	Adult	Juvenile
Crimes Against Persons				
Murder	0	0	0	0
Negligent Manslaughter	0	0	0	0
Kidnapping/Abduction	0	0	0	0
Forcible Rape	0	0	0	0
Forcible Sodomy	0	0	0	0
Sexual Assault W/Object	0	0	0	0
Forcible Fondling	0	0	0	0
Incest	0	0	0	0
Statutory Rape	0	0	0	0
Aggravated Assault	3	2	2	0
Simple Assault	1	0	0	0
Intimidation	5	0	0	0
Stalking	1	0	0	0
Commercial Sex Acts	0	0	0	0
Involuntary Servitude	0	0	0	0
Crimes Against Property				
Arson	0	0	0	0
Bribery	0	0	0	0
Burglary	3	0	0	0
Counterfeiting/Forgery	0	0	0	0
Destruction/Damage/Vandalism	5	0	0	0
Embezzlement	0	0	0	0
Extortion/Blackmail	0	0	0	0
Fraud - False Pretenses	2	0	0	0
Fraud - Credit Card/ATM	0	0	0	0
Fraud - Impersonation	1	1	1	0
Fraud - Welfare	0	0	0	0
Fraud - Wire	0	0	0	0
Motor Vehicle Theft	0	0	0	0
Robbery	0	0	0	0
Stolen Property Offenses	0	0	0	0
Theft - Pocket-picking	0	0	0	0
Theft - Purse Snatching	0	0	0	0
Theft - Shoplifting	1	0	0	0
Theft From Building	1	0	0	0
Theft From Coin Machine	0	0	0	0
Theft From Motor Vehicle	2	0	0	0
Theft of Motor Vehicle Parts	1	0	0	0
Theft - All Other Larceny	5	3	3	0
Crimes Against Society				
Drug/Narcotic Violations	2	2	2	0
Drug/Narcotic Equipment Violations	2	2	0	0
Gambling - Betting/Wagering	0	0	0	0
Gambling - Operating/Promoting	0	0	0	0
Gambling - Equipment Violations	0	0	0	0
Gambling - Sports Tampering	0	0	0	0
Pornography/Obscene Material	0	0	0	0
Prostitution	0	0	0	0
Prostitution Assisting/Promoting	0	0	0	0
Purchasing Prostitution	0	0	0	0
Weapon Law Violations	0	0	0	0
Total Group A Offenses	35	10	8	0



Etowah Police Department - 2014

2013 Population Estimate	3,496
Offense Overview	
Offense Total	359
Number Cleared	187
Percent Cleared	52.09 %
Group A Crimes per 100,000 population	10,268.9
Arrest Overview	
Total Arrests	267
Adult Arrests	225
Juvenile Arrests	42
Unknown Age	0
Arrests per 100,000 population	7,637.3
Average number offenses/incident	1.11

Domestic Violence Victims		
Offense	Reported	Cleared
Murder	0	0
Aggravated Assault	4	1
Simple Assault	19	13
Intimidation	1	0
Stalking	0	0
Forcible Rape	0	0
Forcible Sodomy	0	0
Sexual Assault W/Object	0	0
Forcible Fondling	0	0
Incest	0	0
Statutory Rape	0	0
Kidnapping/Abduction	2	2
Total	26	16

TIBRS Group B Arrests		
Offense	Adult	Juvenile
Bad Checks	0	0
Curfew/Vagrancy	0	23
Disorderly Conduct	0	0
DUI	43	1
Drunkenness	10	1
Family-Non Violent	0	0
Liquor Law Violations	2	0
Peeping Tom	0	0
Trespass	1	0
All Other Offenses	5	6
Total Group B	61	31

TIBRS Group A Offenses	Offenses		Arrests	
	Reported	Cleared	Adult	Juvenile
Crimes Against Persons				
Murder	0	0	0	0
Negligent Manslaughter	0	0	0	0
Kidnapping/Abduction	2	2	1	0
Forcible Rape	0	0	0	0
Forcible Sodomy	0	0	0	0
Sexual Assault W/Object	0	0	0	0
Forcible Fondling	0	0	0	0
Incest	0	0	0	0
Statutory Rape	0	0	0	0
Aggravated Assault	7	3	1	1
Simple Assault	33	18	13	1
Intimidation	3	0	0	0
Stalking	2	0	0	0
Commercial Sex Acts	0	0	0	0
Involuntary Servitude	0	0	0	0
Crimes Against Property				
Arson	0	0	0	0
Bribery	0	0	0	0
Burglary	25	5	1	3
Counterfeiting/Forgery	4	3	1	1
Destruction/Damage/Vandalism	37	3	0	1
Embezzlement	0	0	0	0
Extortion/Blackmail	0	0	0	0
Fraud - False Pretenses	5	3	2	0
Fraud - Credit Card/ATM	5	3	1	2
Fraud - Impersonation	3	2	1	0
Fraud - Welfare	0	0	0	0
Fraud - Wire	0	0	0	0
Motor Vehicle Theft	10	2	1	0
Robbery	1	1	1	0
Stolen Property Offenses	0	0	0	0
Theft - Pocket-picking	0	0	0	0
Theft - Purse Snatching	0	0	0	0
Theft - Shoplifting	14	9	9	0
Theft From Building	47	8	5	0
Theft From Coin Machine	0	0	0	0
Theft From Motor Vehicle	25	7	6	0
Theft of Motor Vehicle Parts	2	0	0	0
Theft - All Other Larceny	19	3	3	0
Crimes Against Society				
Drug/Narcotic Violations	101	101	116	2
Drug/Narcotic Equipment Violations	12	12	1	0
Gambling - Betting/Wagering	0	0	0	0
Gambling - Operating/Promoting	0	0	0	0
Gambling - Equipment Violations	0	0	0	0
Gambling - Sports Tampering	0	0	0	0
Pornography/Obscene Material	0	0	0	0
Prostitution	0	0	0	0
Prostitution Assisting/Promoting	0	0	0	0
Purchasing Prostitution	0	0	0	0
Weapon Law Violations	2	2	1	0
Total Group A Offenses	359	187	164	11



Fairview Police Department - 2014

2013 Population Estimate	8,086
Offense Overview	
Offense Total	459
Number Cleared	318
Percent Cleared	69.28 %
Group A Crimes per 100,000 population	5,676.5
Arrest Overview	
Total Arrests	496
Adult Arrests	454
Juvenile Arrests	42
Unknown Age	0
Arrests per 100,000 population	6,134.1
Average number offenses/incident	1.24

Domestic Violence Victims		
Offense	Reported	Cleared
Murder	0	0
Aggravated Assault	10	8
Simple Assault	36	34
Intimidation	11	4
Stalking	0	0
Forcible Rape	2	0
Forcible Sodomy	2	0
Sexual Assault W/Object	0	0
Forcible Fondling	1	1
Incest	0	0
Statutory Rape	0	0
Kidnapping/Abduction	1	1
Total	63	48

TIBRS Group B Arrests		
Offense	Adult	Juvenile
Bad Checks	6	0
Curfew/Vagrancy	0	1
Disorderly Conduct	2	2
DUI	25	0
Drunkenness	8	2
Family-Non Violent	0	1
Liquor Law Violations	8	2
Peeping Tom	0	0
Trespass	5	0
All Other Offenses	162	13
Total Group B	216	21

TIBRS Group A Offenses	Offenses		Arrests	
	Reported	Cleared	Adult	Juvenile
Crimes Against Persons				
Murder	0	0	0	0
Negligent Manslaughter	0	0	0	0
Kidnapping/Abduction	3	1	1	0
Forcible Rape	2	0	0	0
Forcible Sodomy	2	0	0	0
Sexual Assault W/Object	0	0	0	0
Forcible Fondling	2	2	1	0
Incest	0	0	0	0
Statutory Rape	0	0	0	0
Aggravated Assault	24	15	12	4
Simple Assault	66	56	36	2
Intimidation	20	7	2	0
Stalking	3	1	1	0
Commercial Sex Acts	0	0	0	0
Involuntary Servitude	0	0	0	0
Crimes Against Property				
Arson	0	0	0	0
Bribery	0	0	0	0
Burglary	11	7	4	0
Counterfeiting/Forgery	21	10	5	1
Destruction/Damage/Vandalism	23	8	3	0
Embezzlement	1	1	1	0
Extortion/Blackmail	0	0	0	0
Fraud - False Pretenses	9	4	3	0
Fraud - Credit Card/ATM	4	1	0	0
Fraud - Impersonation	7	4	3	0
Fraud - Welfare	0	0	0	0
Fraud - Wire	2	0	0	0
Motor Vehicle Theft	1	1	1	0
Robbery	2	1	1	0
Stolen Property Offenses	0	0	0	0
Theft - Pocket-picking	0	0	0	0
Theft - Purse Snatching	0	0	0	0
Theft - Shoplifting	20	16	16	3
Theft From Building	16	7	7	0
Theft From Coin Machine	0	0	0	0
Theft From Motor Vehicle	14	1	0	0
Theft of Motor Vehicle Parts	0	0	0	0
Theft - All Other Larceny	28	6	5	1
Crimes Against Society				
Drug/Narcotic Violations	95	92	105	3
Drug/Narcotic Equipment Violations	66	64	26	4
Gambling - Betting/Wagering	0	0	0	0
Gambling - Operating/Promoting	0	0	0	0
Gambling - Equipment Violations	0	0	0	0
Gambling - Sports Tampering	0	0	0	0
Pornography/Obscene Material	6	5	1	3
Prostitution	0	0	0	0
Prostitution Assisting/Promoting	0	0	0	0
Purchasing Prostitution	0	0	0	0
Weapon Law Violations	11	8	4	0
Total Group A Offenses	459	318	238	21



Fayetteville Police Department - 2014

2013 Population Estimate	7,124
Offense Overview	
Offense Total	1,178
Number Cleared	499
Percent Cleared	42.36 %
Group A Crimes per 100,000 population	16,535.7
Arrest Overview	
Total Arrests	645
Adult Arrests	577
Juvenile Arrests	68
Unknown Age	0
Arrests per 100,000 population	9,053.9
Average number offenses/incident	1.14

Domestic Violence Victims		
Offense	Reported	Cleared
Murder	0	0
Aggravated Assault	25	15
Simple Assault	95	85
Intimidation	33	7
Stalking	2	0
Forcible Rape	3	2
Forcible Sodomy	1	1
Sexual Assault W/Object	0	0
Forcible Fondling	1	1
Incest	0	0
Statutory Rape	0	0
Kidnapping/Abduction	3	2
Total	163	113

TIBRS Group B Arrests		
Offense	Adult	Juvenile
Bad Checks	31	0
Curfew/Vagrancy	0	5
Disorderly Conduct	14	10
DUI	39	1
Drunkenness	52	1
Family-Non Violent	2	0
Liquor Law Violations	10	2
Peeping Tom	0	0
Trespass	14	3
All Other Offenses	89	7
Total Group B	251	29

TIBRS Group A Offenses	Offenses		Arrests	
	Reported	Cleared	Adult	Juvenile
Crimes Against Persons				
Murder	0	0	0	0
Negligent Manslaughter	0	0	0	0
Kidnapping/Abduction	5	4	6	0
Forcible Rape	4	2	2	0
Forcible Sodomy	1	1	0	0
Sexual Assault W/Object	0	0	0	0
Forcible Fondling	3	1	1	0
Incest	0	0	0	0
Statutory Rape	0	0	0	0
Aggravated Assault	57	31	12	3
Simple Assault	172	119	59	11
Intimidation	120	20	5	1
Stalking	2	0	0	0
Commercial Sex Acts	0	0	0	0
Involuntary Servitude	0	0	0	0
Crimes Against Property				
Arson	3	0	0	0
Bribery	0	0	0	0
Burglary	61	12	6	4
Counterfeiting/Forgery	22	11	9	0
Destruction/Damage/Vandalism	163	22	9	2
Embezzlement	13	7	6	0
Extortion/Blackmail	0	0	0	0
Fraud - False Pretenses	37	16	8	0
Fraud - Credit Card/ATM	31	2	2	0
Fraud - Impersonation	4	3	2	0
Fraud - Welfare	0	0	0	0
Fraud - Wire	2	1	1	0
Motor Vehicle Theft	11	4	2	0
Robbery	12	1	2	0
Stolen Property Offenses	0	0	0	0
Theft - Pocket-picking	1	0	0	0
Theft - Purse Snatching	0	0	0	0
Theft - Shoplifting	96	73	75	4
Theft From Building	78	12	9	0
Theft From Coin Machine	2	2	4	0
Theft From Motor Vehicle	44	5	2	1
Theft of Motor Vehicle Parts	16	1	1	0
Theft - All Other Larceny	69	8	12	1
Crimes Against Society				
Drug/Narcotic Violations	93	88	75	12
Drug/Narcotic Equipment Violations	41	39	10	0
Gambling - Betting/Wagering	0	0	0	0
Gambling - Operating/Promoting	0	0	0	0
Gambling - Equipment Violations	0	0	0	0
Gambling - Sports Tampering	0	0	0	0
Pornography/Obscene Material	0	0	0	0
Prostitution	0	0	0	0
Prostitution Assisting/Promoting	0	0	0	0
Purchasing Prostitution	0	0	0	0
Weapon Law Violations	15	14	6	0
Total Group A Offenses	1,178	499	326	39



Franklin Police Department - 2014

2013 Population Estimate	68,886
Offense Overview	
Offense Total	2,645
Number Cleared	1,181
Percent Cleared	44.65 %
Group A Crimes per 100,000 population	3,839.7
Arrest Overview	
Total Arrests	1,749
Adult Arrests	1,449
Juvenile Arrests	300
Unknown Age	0
Arrests per 100,000 population	2,539.0
Average number offenses/incident	1.15

Domestic Violence Victims		
Offense	Reported	Cleared
Murder	0	0
Aggravated Assault	32	24
Simple Assault	243	125
Intimidation	15	4
Stalking	2	2
Forcible Rape	4	0
Forcible Sodomy	1	0
Sexual Assault W/Object	0	0
Forcible Fondling	3	3
Incest	0	0
Statutory Rape	0	0
Kidnapping/Abduction	12	10
Total	312	168

TIBRS Group B Arrests		
Offense	Adult	Juvenile
Bad Checks	1	0
Curfew/Vagrancy	0	6
Disorderly Conduct	30	73
DUI	247	2
Drunkenness	88	0
Family-Non Violent	0	0
Liquor Law Violations	49	15
Peeping Tom	0	0
Trespass	29	9
All Other Offenses	141	17
Total Group B	585	122

TIBRS Group A Offenses	Offenses		Arrests	
	Reported	Cleared	Adult	Juvenile
Crimes Against Persons				
Murder	0	0	0	0
Negligent Manslaughter	0	0	0	0
Kidnapping/Abduction	16	13	13	0
Forcible Rape	17	1	0	0
Forcible Sodomy	2	0	0	0
Sexual Assault W/Object	0	0	0	0
Forcible Fondling	25	12	1	1
Incest	0	0	0	0
Statutory Rape	2	1	1	0
Aggravated Assault	75	49	37	2
Simple Assault	383	189	133	28
Intimidation	44	13	11	0
Stalking	7	6	6	0
Commercial Sex Acts	0	0	0	0
Involuntary Servitude	0	0	0	0
Crimes Against Property				
Arson	7	0	0	0
Bribery	0	0	0	0
Burglary	104	19	17	1
Counterfeiting/Forgery	52	24	23	0
Destruction/Damage/Vandalism	146	34	16	16
Embezzlement	30	15	13	0
Extortion/Blackmail	2	0	0	0
Fraud - False Pretenses	120	36	16	0
Fraud - Credit Card/ATM	62	9	5	1
Fraud - Impersonation	117	14	6	0
Fraud - Welfare	1	1	0	0
Fraud - Wire	0	0	0	0
Motor Vehicle Theft	19	6	4	0
Robbery	5	2	4	0
Stolen Property Offenses	9	5	5	0
Theft - Pocket-picking	1	0	1	0
Theft - Purse Snatching	2	1	1	0
Theft - Shoplifting	247	186	152	47
Theft From Building	235	37	39	7
Theft From Coin Machine	0	0	0	0
Theft From Motor Vehicle	171	14	12	2
Theft of Motor Vehicle Parts	115	2	0	0
Theft - All Other Larceny	97	11	20	1
Crimes Against Society				
Drug/Narcotic Violations	309	276	254	57
Drug/Narcotic Equipment Violations	187	180	51	15
Gambling - Betting/Wagering	0	0	0	0
Gambling - Operating/Promoting	0	0	0	0
Gambling - Equipment Violations	0	0	0	0
Gambling - Sports Tampering	0	0	0	0
Pornography/Obscene Material	5	2	1	0
Prostitution	12	8	8	0
Prostitution Assisting/Promoting	13	9	11	0
Purchasing Prostitution	0	0	0	0
Weapon Law Violations	6	6	3	0
Total Group A Offenses	2,645	1,181	864	178



Friendship Police Department - 2014

2013 Population Estimate	672
Offense Overview	
Offense Total	26
Number Cleared	8
Percent Cleared	30.77 %
Group A Crimes per 100,000 population	3,869.0
Arrest Overview	
Total Arrests	6
Adult Arrests	6
Juvenile Arrests	0
Unknown Age	0
Arrests per 100,000 population	892.9
Average number offenses/incident	1.04

Domestic Violence Victims		
Offense	Reported	Cleared
Murder	0	0
Aggravated Assault	1	1
Simple Assault	2	1
Intimidation	0	0
Stalking	0	0
Forcible Rape	0	0
Forcible Sodomy	0	0
Sexual Assault W/Object	0	0
Forcible Fondling	0	0
Incest	0	0
Statutory Rape	0	0
Kidnapping/Abduction	0	0
Total	3	2

TIBRS Group B Arrests		
Offense	Adult	Juvenile
Bad Checks	0	0
Curfew/Vagrancy	0	0
Disorderly Conduct	0	0
DUI	0	0
Drunkenness	1	0
Family-Non Violent	0	0
Liquor Law Violations	0	0
Peeping Tom	0	0
Trespass	0	0
All Other Offenses	0	0
Total Group B	1	0

TIBRS Group A Offenses	Offenses		Arrests	
	Reported	Cleared	Adult	Juvenile
Crimes Against Persons				
Murder	0	0	0	0
Negligent Manslaughter	0	0	0	0
Kidnapping/Abduction	0	0	0	0
Forcible Rape	0	0	0	0
Forcible Sodomy	0	0	0	0
Sexual Assault W/Object	0	0	0	0
Forcible Fondling	0	0	0	0
Incest	0	0	0	0
Statutory Rape	0	0	0	0
Aggravated Assault	3	3	1	0
Simple Assault	8	2	2	0
Intimidation	3	0	0	0
Stalking	0	0	0	0
Commercial Sex Acts	0	0	0	0
Involuntary Servitude	0	0	0	0
Crimes Against Property				
Arson	0	0	0	0
Bribery	0	0	0	0
Burglary	2	0	0	0
Counterfeiting/Forgery	0	0	0	0
Destruction/Damage/Vandalism	3	1	0	0
Embezzlement	0	0	0	0
Extortion/Blackmail	0	0	0	0
Fraud - False Pretenses	0	0	0	0
Fraud - Credit Card/ATM	0	0	0	0
Fraud - Impersonation	0	0	0	0
Fraud - Welfare	0	0	0	0
Fraud - Wire	1	0	0	0
Motor Vehicle Theft	0	0	0	0
Robbery	0	0	0	0
Stolen Property Offenses	0	0	0	0
Theft - Pocket-picking	0	0	0	0
Theft - Purse Snatching	0	0	0	0
Theft - Shoplifting	1	0	0	0
Theft From Building	1	0	0	0
Theft From Coin Machine	0	0	0	0
Theft From Motor Vehicle	2	1	1	0
Theft of Motor Vehicle Parts	0	0	0	0
Theft - All Other Larceny	2	1	1	0
Crimes Against Society				
Drug/Narcotic Violations	0	0	0	0
Drug/Narcotic Equipment Violations	0	0	0	0
Gambling - Betting/Wagering	0	0	0	0
Gambling - Operating/Promoting	0	0	0	0
Gambling - Equipment Violations	0	0	0	0
Gambling - Sports Tampering	0	0	0	0
Pornography/Obscene Material	0	0	0	0
Prostitution	0	0	0	0
Prostitution Assisting/Promoting	0	0	0	0
Purchasing Prostitution	0	0	0	0
Weapon Law Violations	0	0	0	0
Total Group A Offenses	26	8	5	0



Gadsden Police Department - 2014

2013 Population Estimate	467
Offense Overview	
Offense Total	14
Number Cleared	8
Percent Cleared	57.14 %
Group A Crimes per 100,000 population	2,997.9
Arrest Overview	
Total Arrests	11
Adult Arrests	11
Juvenile Arrests	0
Unknown Age	0
Arrests per 100,000 population	2,355.5
Average number offenses/incident	1.08

Domestic Violence Victims		
Offense	Reported	Cleared
Murder	0	0
Aggravated Assault	3	3
Simple Assault	1	1
Intimidation	0	0
Stalking	0	0
Forcible Rape	0	0
Forcible Sodomy	0	0
Sexual Assault W/Object	0	0
Forcible Fondling	0	0
Incest	0	0
Statutory Rape	0	0
Kidnapping/Abduction	0	0
Total	4	4

TIBRS Group B Arrests		
Offense	Adult	Juvenile
Bad Checks	0	0
Curfew/Vagrancy	0	0
Disorderly Conduct	0	0
DUI	3	0
Drunkenness	0	0
Family-Non Violent	0	0
Liquor Law Violations	0	0
Peeping Tom	0	0
Trespass	0	0
All Other Offenses	1	0
Total Group B	4	0

TIBRS Group A Offenses	Offenses		Arrests	
	Reported	Cleared	Adult	Juvenile
Crimes Against Persons				
Murder	0	0	0	0
Negligent Manslaughter	0	0	0	0
Kidnapping/Abduction	0	0	0	0
Forcible Rape	0	0	0	0
Forcible Sodomy	0	0	0	0
Sexual Assault W/Object	0	0	0	0
Forcible Fondling	0	0	0	0
Incest	0	0	0	0
Statutory Rape	0	0	0	0
Aggravated Assault	4	4	4	0
Simple Assault	1	1	1	0
Intimidation	1	0	0	0
Stalking	0	0	0	0
Commercial Sex Acts	0	0	0	0
Involuntary Servitude	0	0	0	0
Crimes Against Property				
Arson	0	0	0	0
Bribery	0	0	0	0
Burglary	1	0	0	0
Counterfeiting/Forgery	0	0	0	0
Destruction/Damage/Vandalism	1	1	0	0
Embezzlement	0	0	0	0
Extortion/Blackmail	0	0	0	0
Fraud - False Pretenses	0	0	0	0
Fraud - Credit Card/ATM	0	0	0	0
Fraud - Impersonation	0	0	0	0
Fraud - Welfare	0	0	0	0
Fraud - Wire	0	0	0	0
Motor Vehicle Theft	1	0	0	0
Robbery	0	0	0	0
Stolen Property Offenses	0	0	0	0
Theft - Pocket-picking	0	0	0	0
Theft - Purse Snatching	0	0	0	0
Theft - Shoplifting	0	0	0	0
Theft From Building	2	1	1	0
Theft From Coin Machine	0	0	0	0
Theft From Motor Vehicle	1	0	0	0
Theft of Motor Vehicle Parts	0	0	0	0
Theft - All Other Larceny	2	1	1	0
Crimes Against Society				
Drug/Narcotic Violations	0	0	0	0
Drug/Narcotic Equipment Violations	0	0	0	0
Gambling - Betting/Wagering	0	0	0	0
Gambling - Operating/Promoting	0	0	0	0
Gambling - Equipment Violations	0	0	0	0
Gambling - Sports Tampering	0	0	0	0
Pornography/Obscene Material	0	0	0	0
Prostitution	0	0	0	0
Prostitution Assisting/Promoting	0	0	0	0
Purchasing Prostitution	0	0	0	0
Weapon Law Violations	0	0	0	0
Total Group A Offenses	14	8	7	0



Gainesboro Police Department - 2014

2013 Population Estimate	960
Offense Overview	
Offense Total	71
Number Cleared	61
Percent Cleared	85.92 %
Group A Crimes per 100,000 population	7,395.8
Arrest Overview	
Total Arrests	56
Adult Arrests	55
Juvenile Arrests	1
Unknown Age	0
Arrests per 100,000 population	5,833.3
Average number offenses/incident	1.45

Domestic Violence Victims		
Offense	Reported	Cleared
Murder	0	0
Aggravated Assault	1	1
Simple Assault	1	1
Intimidation	1	0
Stalking	0	0
Forcible Rape	0	0
Forcible Sodomy	0	0
Sexual Assault W/Object	0	0
Forcible Fondling	0	0
Incest	0	0
Statutory Rape	0	0
Kidnapping/Abduction	0	0
Total	3	2

TIBRS Group B Arrests		
Offense	Adult	Juvenile
Bad Checks	0	0
Curfew/Vagrancy	0	0
Disorderly Conduct	1	0
DUI	6	0
Drunkenness	1	0
Family-Non Violent	0	0
Liquor Law Violations	0	0
Peeping Tom	0	0
Trespass	0	0
All Other Offenses	0	0
Total Group B	8	0

TIBRS Group A Offenses	Offenses		Arrests	
	Reported	Cleared	Adult	Juvenile
Crimes Against Persons				
Murder	0	0	0	0
Negligent Manslaughter	0	0	0	0
Kidnapping/Abduction	0	0	0	0
Forcible Rape	0	0	0	0
Forcible Sodomy	0	0	0	0
Sexual Assault W/Object	0	0	0	0
Forcible Fondling	0	0	0	0
Incest	0	0	0	0
Statutory Rape	0	0	0	0
Aggravated Assault	1	1	1	0
Simple Assault	3	2	2	0
Intimidation	2	0	0	0
Stalking	0	0	0	0
Commercial Sex Acts	0	0	0	0
Involuntary Servitude	0	0	0	0
Crimes Against Property				
Arson	0	0	0	0
Bribery	0	0	0	0
Burglary	0	0	0	0
Counterfeiting/Forgery	0	0	0	0
Destruction/Damage/Vandalism	6	2	1	1
Embezzlement	0	0	0	0
Extortion/Blackmail	0	0	0	0
Fraud - False Pretenses	0	0	0	0
Fraud - Credit Card/ATM	1	0	0	0
Fraud - Impersonation	0	0	0	0
Fraud - Welfare	0	0	0	0
Fraud - Wire	0	0	0	0
Motor Vehicle Theft	0	0	0	0
Robbery	0	0	0	0
Stolen Property Offenses	0	0	0	0
Theft - Pocket-picking	0	0	0	0
Theft - Purse Snatching	0	0	0	0
Theft - Shoplifting	6	6	8	0
Theft From Building	2	2	1	0
Theft From Coin Machine	0	0	0	0
Theft From Motor Vehicle	2	1	1	0
Theft of Motor Vehicle Parts	1	1	1	0
Theft - All Other Larceny	2	1	1	0
Crimes Against Society				
Drug/Narcotic Violations	24	24	22	0
Drug/Narcotic Equipment Violations	21	21	9	0
Gambling - Betting/Wagering	0	0	0	0
Gambling - Operating/Promoting	0	0	0	0
Gambling - Equipment Violations	0	0	0	0
Gambling - Sports Tampering	0	0	0	0
Pornography/Obscene Material	0	0	0	0
Prostitution	0	0	0	0
Prostitution Assisting/Promoting	0	0	0	0
Purchasing Prostitution	0	0	0	0
Weapon Law Violations	0	0	0	0
Total Group A Offenses	71	61	47	1



Gallatin Police Department - 2014

2013 Population Estimate	32,307
Offense Overview	
Offense Total	2,108
Number Cleared	1,614
Percent Cleared	76.57 %
Group A Crimes per 100,000 population	6,524.9
Arrest Overview	
Total Arrests	2,227
Adult Arrests	1,953
Juvenile Arrests	274
Unknown Age	0
Arrests per 100,000 population	6,893.2
Average number offenses/incident	1.22

Domestic Violence Victims		
Offense	Reported	Cleared
Murder	1	1
Aggravated Assault	46	46
Simple Assault	268	259
Intimidation	29	22
Stalking	0	0
Forcible Rape	6	6
Forcible Sodomy	2	2
Sexual Assault W/Object	0	0
Forcible Fondling	4	3
Incest	0	0
Statutory Rape	1	1
Kidnapping/Abduction	3	3
Total	360	343

TIBRS Group B Arrests		
Offense	Adult	Juvenile
Bad Checks	0	0
Curfew/Vagrancy	0	38
Disorderly Conduct	36	12
DUI	177	0
Drunkenness	166	0
Family-Non Violent	7	0
Liquor Law Violations	38	5
Peeping Tom	0	0
Trespass	20	23
All Other Offenses	244	54
Total Group B	688	132

TIBRS Group A Offenses	Offenses		Arrests	
	Reported	Cleared	Adult	Juvenile
Crimes Against Persons				
Murder	1	1	0	0
Negligent Manslaughter	0	0	0	0
Kidnapping/Abduction	3	3	3	0
Forcible Rape	10	9	8	3
Forcible Sodomy	5	5	1	0
Sexual Assault W/Object	0	0	0	0
Forcible Fondling	12	8	5	2
Incest	0	0	0	0
Statutory Rape	9	8	4	0
Aggravated Assault	83	77	79	6
Simple Assault	381	318	264	36
Intimidation	68	31	15	0
Stalking	2	1	1	0
Commercial Sex Acts	0	0	0	0
Involuntary Servitude	0	0	0	0
Crimes Against Property				
Arson	4	3	3	0
Bribery	0	0	0	0
Burglary	53	27	25	19
Counterfeiting/Forgery	65	39	30	1
Destruction/Damage/Vandalism	149	42	25	7
Embezzlement	7	7	5	0
Extortion/Blackmail	0	0	0	0
Fraud - False Pretenses	57	36	10	0
Fraud - Credit Card/ATM	43	19	8	0
Fraud - Impersonation	48	31	22	3
Fraud - Welfare	1	0	0	0
Fraud - Wire	7	0	0	0
Motor Vehicle Theft	14	7	5	0
Robbery	9	8	9	10
Stolen Property Offenses	4	4	2	0
Theft - Pocket-picking	0	0	1	0
Theft - Purse Snatching	0	0	0	0
Theft - Shoplifting	168	149	146	20
Theft From Building	90	55	50	2
Theft From Coin Machine	1	0	0	0
Theft From Motor Vehicle	64	44	9	0
Theft of Motor Vehicle Parts	19	4	3	0
Theft - All Other Larceny	70	34	46	5
Crimes Against Society				
Drug/Narcotic Violations	371	361	386	16
Drug/Narcotic Equipment Violations	244	241	73	8
Gambling - Betting/Wagering	0	0	0	0
Gambling - Operating/Promoting	0	0	0	0
Gambling - Equipment Violations	0	0	0	0
Gambling - Sports Tampering	0	0	0	0
Pornography/Obscene Material	6	5	2	1
Prostitution	5	5	5	0
Prostitution Assisting/Promoting	0	0	0	0
Purchasing Prostitution	0	0	0	0
Weapon Law Violations	35	32	20	3
Total Group A Offenses	2,108	1,614	1,265	142



Gallaway Police Department - 2014

2013 Population Estimate	668
Offense Overview	
Offense Total	27
Number Cleared	11
Percent Cleared	40.74 %
Group A Crimes per 100,000 population	4,041.9
Arrest Overview	
Total Arrests	16
Adult Arrests	16
Juvenile Arrests	0
Unknown Age	0
Arrests per 100,000 population	2,395.2
Average number offenses/incident	1.08

Domestic Violence Victims		
Offense	Reported	Cleared
Murder	0	0
Aggravated Assault	1	1
Simple Assault	4	2
Intimidation	0	0
Stalking	0	0
Forcible Rape	0	0
Forcible Sodomy	0	0
Sexual Assault W/Object	0	0
Forcible Fondling	0	0
Incest	0	0
Statutory Rape	0	0
Kidnapping/Abduction	0	0
Total	5	3

TIBRS Group B Arrests		
Offense	Adult	Juvenile
Bad Checks	0	0
Curfew/Vagrancy	0	0
Disorderly Conduct	0	0
DUI	4	0
Drunkenness	0	0
Family-Non Violent	1	0
Liquor Law Violations	0	0
Peeping Tom	0	0
Trespass	0	0
All Other Offenses	0	0
Total Group B	5	0

TIBRS Group A Offenses	Offenses		Arrests	
	Reported	Cleared	Adult	Juvenile
Crimes Against Persons				
Murder	0	0	0	0
Negligent Manslaughter	0	0	0	0
Kidnapping/Abduction	0	0	0	0
Forcible Rape	1	1	1	0
Forcible Sodomy	0	0	0	0
Sexual Assault W/Object	0	0	0	0
Forcible Fondling	0	0	0	0
Incest	0	0	0	0
Statutory Rape	0	0	0	0
Aggravated Assault	1	1	1	0
Simple Assault	10	5	5	0
Intimidation	0	0	0	0
Stalking	0	0	0	0
Commercial Sex Acts	0	0	0	0
Involuntary Servitude	0	0	0	0
Crimes Against Property				
Arson	0	0	0	0
Bribery	0	0	0	0
Burglary	3	0	0	0
Counterfeiting/Forgery	0	0	0	0
Destruction/Damage/Vandalism	1	0	0	0
Embezzlement	0	0	0	0
Extortion/Blackmail	0	0	0	0
Fraud - False Pretenses	0	0	0	0
Fraud - Credit Card/ATM	0	0	0	0
Fraud - Impersonation	0	0	0	0
Fraud - Welfare	0	0	0	0
Fraud - Wire	0	0	0	0
Motor Vehicle Theft	0	0	0	0
Robbery	0	0	0	0
Stolen Property Offenses	0	0	0	0
Theft - Pocket-picking	0	0	0	0
Theft - Purse Snatching	0	0	0	0
Theft - Shoplifting	0	0	0	0
Theft From Building	3	1	1	0
Theft From Coin Machine	0	0	0	0
Theft From Motor Vehicle	2	0	0	0
Theft of Motor Vehicle Parts	0	0	0	0
Theft - All Other Larceny	3	0	0	0
Crimes Against Society				
Drug/Narcotic Violations	2	2	2	0
Drug/Narcotic Equipment Violations	1	1	1	0
Gambling - Betting/Wagering	0	0	0	0
Gambling - Operating/Promoting	0	0	0	0
Gambling - Equipment Violations	0	0	0	0
Gambling - Sports Tampering	0	0	0	0
Pornography/Obscene Material	0	0	0	0
Prostitution	0	0	0	0
Prostitution Assisting/Promoting	0	0	0	0
Purchasing Prostitution	0	0	0	0
Weapon Law Violations	0	0	0	0
Total Group A Offenses	27	11	11	0



2013 Population Estimate	647
Offense Overview	
Offense Total	21
Number Cleared	4
Percent Cleared	19.05 %
Group A Crimes per 100,000 population	3,245.7
Arrest Overview	
Total Arrests	5
Adult Arrests	5
Juvenile Arrests	0
Unknown Age	0
Arrests per 100,000 population	772.8
Average number offenses/incident	1.24

Domestic Violence Victims		
Offense	Reported	Cleared
Murder	0	0
Aggravated Assault	4	2
Simple Assault	1	1
Intimidation	0	0
Stalking	0	0
Forcible Rape	0	0
Forcible Sodomy	0	0
Sexual Assault W/Object	0	0
Forcible Fondling	0	0
Incest	0	0
Statutory Rape	0	0
Kidnapping/Abduction	0	0
Total	5	3

TIBRS Group B Arrests		
Offense	Adult	Juvenile
Bad Checks	0	0
Curfew/Vagrancy	0	0
Disorderly Conduct	0	0
DUI	0	0
Drunkenness	0	0
Family-Non Violent	0	0
Liquor Law Violations	0	0
Peeping Tom	0	0
Trespass	0	0
All Other Offenses	1	0
Total Group B	1	0

TIBRS Group A Offenses	Offenses		Arrests	
	Reported	Cleared	Adult	Juvenile
Crimes Against Persons				
Murder	0	0	0	0
Negligent Manslaughter	0	0	0	0
Kidnapping/Abduction	0	0	0	0
Forcible Rape	0	0	0	0
Forcible Sodomy	0	0	0	0
Sexual Assault W/Object	0	0	0	0
Forcible Fondling	0	0	0	0
Incest	0	0	0	0
Statutory Rape	0	0	0	0
Aggravated Assault	5	2	2	0
Simple Assault	2	1	1	0
Intimidation	2	0	0	0
Stalking	0	0	0	0
Commercial Sex Acts	0	0	0	0
Involuntary Servitude	0	0	0	0
Crimes Against Property				
Arson	0	0	0	0
Bribery	0	0	0	0
Burglary	1	0	0	0
Counterfeiting/Forgery	0	0	0	0
Destruction/Damage/Vandalism	2	0	0	0
Embezzlement	0	0	0	0
Extortion/Blackmail	0	0	0	0
Fraud - False Pretenses	1	0	0	0
Fraud - Credit Card/ATM	0	0	0	0
Fraud - Impersonation	0	0	0	0
Fraud - Welfare	0	0	0	0
Fraud - Wire	0	0	0	0
Motor Vehicle Theft	0	0	0	0
Robbery	2	1	1	0
Stolen Property Offenses	0	0	0	0
Theft - Pocket-picking	0	0	0	0
Theft - Purse Snatching	0	0	0	0
Theft - Shoplifting	0	0	0	0
Theft From Building	0	0	0	0
Theft From Coin Machine	0	0	0	0
Theft From Motor Vehicle	0	0	0	0
Theft of Motor Vehicle Parts	1	0	0	0
Theft - All Other Larceny	5	0	0	0
Crimes Against Society				
Drug/Narcotic Violations	0	0	0	0
Drug/Narcotic Equipment Violations	0	0	0	0
Gambling - Betting/Wagering	0	0	0	0
Gambling - Operating/Promoting	0	0	0	0
Gambling - Equipment Violations	0	0	0	0
Gambling - Sports Tampering	0	0	0	0
Pornography/Obscene Material	0	0	0	0
Prostitution	0	0	0	0
Prostitution Assisting/Promoting	0	0	0	0
Purchasing Prostitution	0	0	0	0
Weapon Law Violations	0	0	0	0
Total Group A Offenses	21	4	4	0



Gatlinburg Police Department - 2014

2013 Population Estimate	4,097
Offense Overview	
Offense Total	747
Number Cleared	287
Percent Cleared	38.42 %
Group A Crimes per 100,000 population	18,232.9
Arrest Overview	
Total Arrests	851
Adult Arrests	835
Juvenile Arrests	16
Unknown Age	0
Arrests per 100,000 population	20,771.3
Average number offenses/incident	1.16

Domestic Violence Victims		
Offense	Reported	Cleared
Murder	0	0
Aggravated Assault	12	9
Simple Assault	61	43
Intimidation	4	0
Stalking	0	0
Forcible Rape	2	2
Forcible Sodomy	0	0
Sexual Assault W/Object	0	0
Forcible Fondling	0	0
Incest	0	0
Statutory Rape	0	0
Kidnapping/Abduction	0	0
Total	79	54

TIBRS Group B Arrests		
Offense	Adult	Juvenile
Bad Checks	0	0
Curfew/Vagrancy	0	0
Disorderly Conduct	26	1
DUI	54	0
Drunkenness	473	1
Family-Non Violent	3	1
Liquor Law Violations	3	0
Peeping Tom	0	0
Trespass	3	0
All Other Offenses	44	5
Total Group B	606	8

TIBRS Group A Offenses	Offenses		Arrests	
	Reported	Cleared	Adult	Juvenile
Crimes Against Persons				
Murder	0	0	0	0
Negligent Manslaughter	0	0	0	0
Kidnapping/Abduction	0	0	0	0
Forcible Rape	6	3	1	0
Forcible Sodomy	0	0	0	0
Sexual Assault W/Object	0	0	0	0
Forcible Fondling	3	0	0	0
Incest	0	0	0	0
Statutory Rape	1	1	1	0
Aggravated Assault	23	16	14	1
Simple Assault	103	59	50	1
Intimidation	21	3	3	0
Stalking	2	0	0	0
Commercial Sex Acts	0	0	0	0
Involuntary Servitude	0	0	0	0
Crimes Against Property				
Arson	1	1	0	1
Bribery	0	0	0	0
Burglary	85	3	2	0
Counterfeiting/Forgery	14	0	0	0
Destruction/Damage/Vandalism	67	12	9	0
Embezzlement	17	1	1	0
Extortion/Blackmail	0	0	0	0
Fraud - False Pretenses	15	3	3	0
Fraud - Credit Card/ATM	14	2	2	0
Fraud - Impersonation	1	0	0	0
Fraud - Welfare	0	0	0	0
Fraud - Wire	0	0	0	0
Motor Vehicle Theft	20	2	2	0
Robbery	2	0	0	0
Stolen Property Offenses	0	0	0	0
Theft - Pocket-picking	1	0	0	0
Theft - Purse Snatching	0	0	0	0
Theft - Shoplifting	22	13	11	2
Theft From Building	77	5	4	2
Theft From Coin Machine	2	0	0	0
Theft From Motor Vehicle	32	1	1	0
Theft of Motor Vehicle Parts	9	1	1	0
Theft - All Other Larceny	42	0	0	0
Crimes Against Society				
Drug/Narcotic Violations	87	86	92	1
Drug/Narcotic Equipment Violations	64	60	21	0
Gambling - Betting/Wagering	0	0	0	0
Gambling - Operating/Promoting	0	0	0	0
Gambling - Equipment Violations	0	0	0	0
Gambling - Sports Tampering	0	0	0	0
Pornography/Obscene Material	1	1	0	0
Prostitution	0	0	0	0
Prostitution Assisting/Promoting	0	0	0	0
Purchasing Prostitution	0	0	0	0
Weapon Law Violations	15	14	11	0
Total Group A Offenses	747	287	229	8



Germantown Police Department - 2014

2013 Population Estimate	39,375
Offense Overview	
Offense Total	1,085
Number Cleared	456
Percent Cleared	42.03 %
Group A Crimes per 100,000 population	2,755.6
Arrest Overview	
Total Arrests	1,172
Adult Arrests	1,094
Juvenile Arrests	78
Unknown Age	0
Arrests per 100,000 population	2,976.5
Average number offenses/incident	1.16

Domestic Violence Victims		
Offense	Reported	Cleared
Murder	0	0
Aggravated Assault	14	13
Simple Assault	87	74
Intimidation	14	9
Stalking	6	5
Forcible Rape	0	0
Forcible Sodomy	0	0
Sexual Assault W/Object	0	0
Forcible Fondling	1	1
Incest	0	0
Statutory Rape	0	0
Kidnapping/Abduction	0	0
Total	122	102

TIBRS Group B Arrests		
Offense	Adult	Juvenile
Bad Checks	5	0
Curfew/Vagrancy	1	13
Disorderly Conduct	1	0
DUI	56	1
Drunkenness	9	1
Family-Non Violent	0	0
Liquor Law Violations	15	0
Peeping Tom	0	0
Trespass	2	0
All Other Offenses	734	8
Total Group B	823	23

TIBRS Group A Offenses	Offenses		Arrests	
	Reported	Cleared	Adult	Juvenile
Crimes Against Persons				
Murder	0	0	0	0
Negligent Manslaughter	0	0	0	0
Kidnapping/Abduction	0	0	0	0
Forcible Rape	0	0	0	0
Forcible Sodomy	0	0	0	0
Sexual Assault W/Object	0	0	0	0
Forcible Fondling	4	3	1	1
Incest	0	0	0	0
Statutory Rape	0	0	0	0
Aggravated Assault	25	19	12	1
Simple Assault	146	112	44	17
Intimidation	45	16	2	0
Stalking	8	7	3	0
Commercial Sex Acts	0	0	0	0
Involuntary Servitude	0	0	0	0
Crimes Against Property				
Arson	3	1	0	0
Bribery	0	0	0	0
Burglary	63	7	6	0
Counterfeiting/Forgery	25	11	6	1
Destruction/Damage/Vandalism	80	9	1	1
Embezzlement	7	5	4	1
Extortion/Blackmail	2	0	0	0
Fraud - False Pretenses	24	6	3	0
Fraud - Credit Card/ATM	16	2	2	0
Fraud - Impersonation	21	14	9	2
Fraud - Welfare	0	0	0	0
Fraud - Wire	38	0	0	0
Motor Vehicle Theft	6	2	0	0
Robbery	6	2	2	0
Stolen Property Offenses	10	10	6	0
Theft - Pocket-picking	1	0	0	0
Theft - Purse Snatching	1	0	0	0
Theft - Shoplifting	49	20	21	1
Theft From Building	121	25	17	8
Theft From Coin Machine	0	0	0	0
Theft From Motor Vehicle	118	7	8	0
Theft of Motor Vehicle Parts	23	1	1	0
Theft - All Other Larceny	62	5	2	1
Crimes Against Society				
Drug/Narcotic Violations	99	94	90	13
Drug/Narcotic Equipment Violations	61	60	20	2
Gambling - Betting/Wagering	0	0	0	0
Gambling - Operating/Promoting	0	0	0	0
Gambling - Equipment Violations	0	0	0	0
Gambling - Sports Tampering	0	0	0	0
Pornography/Obscene Material	3	1	0	0
Prostitution	0	0	0	0
Prostitution Assisting/Promoting	0	0	0	0
Purchasing Prostitution	0	0	0	0
Weapon Law Violations	18	17	11	6
Total Group A Offenses	1,085	456	271	55



Gibson Police Department - 2014

2013 Population Estimate	383
Offense Overview	
Offense Total	26
Number Cleared	12
Percent Cleared	46.15 %
Group A Crimes per 100,000 population	6,788.5
Arrest Overview	
Total Arrests	6
Adult Arrests	6
Juvenile Arrests	0
Unknown Age	0
Arrests per 100,000 population	1,566.6
Average number offenses/incident	1.13

Domestic Violence Victims		
Offense	Reported	Cleared
Murder	0	0
Aggravated Assault	2	2
Simple Assault	1	1
Intimidation	0	0
Stalking	0	0
Forcible Rape	0	0
Forcible Sodomy	0	0
Sexual Assault W/Object	0	0
Forcible Fondling	0	0
Incest	0	0
Statutory Rape	0	0
Kidnapping/Abduction	0	0
Total	3	3

TIBRS Group B Arrests		
Offense	Adult	Juvenile
Bad Checks	0	0
Curfew/Vagrancy	0	0
Disorderly Conduct	0	0
DUI	0	0
Drunkenness	0	0
Family-Non Violent	0	0
Liquor Law Violations	0	0
Peeping Tom	0	0
Trespass	0	0
All Other Offenses	0	0
Total Group B	0	0

TIBRS Group A Offenses	Offenses		Arrests	
	Reported	Cleared	Adult	Juvenile
Crimes Against Persons				
Murder	0	0	0	0
Negligent Manslaughter	0	0	0	0
Kidnapping/Abduction	0	0	0	0
Forcible Rape	0	0	0	0
Forcible Sodomy	0	0	0	0
Sexual Assault W/Object	0	0	0	0
Forcible Fondling	0	0	0	0
Incest	0	0	0	0
Statutory Rape	0	0	0	0
Aggravated Assault	2	2	2	0
Simple Assault	5	2	1	0
Intimidation	3	1	0	0
Stalking	0	0	0	0
Commercial Sex Acts	0	0	0	0
Involuntary Servitude	0	0	0	0
Crimes Against Property				
Arson	0	0	0	0
Bribery	0	0	0	0
Burglary	4	1	1	0
Counterfeiting/Forgery	0	0	0	0
Destruction/Damage/Vandalism	2	2	0	0
Embezzlement	0	0	0	0
Extortion/Blackmail	0	0	0	0
Fraud - False Pretenses	1	0	0	0
Fraud - Credit Card/ATM	1	1	0	0
Fraud - Impersonation	0	0	0	0
Fraud - Welfare	0	0	0	0
Fraud - Wire	0	0	0	0
Motor Vehicle Theft	0	0	0	0
Robbery	0	0	0	0
Stolen Property Offenses	0	0	0	0
Theft - Pocket-picking	0	0	0	0
Theft - Purse Snatching	0	0	0	0
Theft - Shoplifting	0	0	0	0
Theft From Building	1	1	1	0
Theft From Coin Machine	0	0	0	0
Theft From Motor Vehicle	0	0	0	0
Theft of Motor Vehicle Parts	0	0	0	0
Theft - All Other Larceny	6	2	1	0
Crimes Against Society				
Drug/Narcotic Violations	0	0	0	0
Drug/Narcotic Equipment Violations	1	0	0	0
Gambling - Betting/Wagering	0	0	0	0
Gambling - Operating/Promoting	0	0	0	0
Gambling - Equipment Violations	0	0	0	0
Gambling - Sports Tampering	0	0	0	0
Pornography/Obscene Material	0	0	0	0
Prostitution	0	0	0	0
Prostitution Assisting/Promoting	0	0	0	0
Purchasing Prostitution	0	0	0	0
Weapon Law Violations	0	0	0	0
Total Group A Offenses	26	12	6	0



Gleason Police Department - 2014

2013 Population Estimate	1,413
Offense Overview	
Offense Total	51
Number Cleared	16
Percent Cleared	31.37 %
Group A Crimes per 100,000 population	3,609.3
Arrest Overview	
Total Arrests	18
Adult Arrests	17
Juvenile Arrests	1
Unknown Age	0
Arrests per 100,000 population	1,273.9
Average number offenses/incident	1.13

Domestic Violence Victims		
Offense	Reported	Cleared
Murder	0	0
Aggravated Assault	0	0
Simple Assault	4	2
Intimidation	0	0
Stalking	0	0
Forcible Rape	0	0
Forcible Sodomy	0	0
Sexual Assault W/Object	0	0
Forcible Fondling	0	0
Incest	0	0
Statutory Rape	0	0
Kidnapping/Abduction	0	0
Total	4	2

TIBRS Group B Arrests		
Offense	Adult	Juvenile
Bad Checks	0	0
Curfew/Vagrancy	0	0
Disorderly Conduct	0	0
DUI	0	0
Drunkenness	2	0
Family-Non Violent	0	0
Liquor Law Violations	0	0
Peeping Tom	0	0
Trespass	0	0
All Other Offenses	2	0
Total Group B	4	0

TIBRS Group A Offenses	Offenses		Arrests	
	Reported	Cleared	Adult	Juvenile
Crimes Against Persons				
Murder	0	0	0	0
Negligent Manslaughter	0	0	0	0
Kidnapping/Abduction	0	0	0	0
Forcible Rape	0	0	0	0
Forcible Sodomy	0	0	0	0
Sexual Assault W/Object	0	0	0	0
Forcible Fondling	0	0	0	0
Incest	0	0	0	0
Statutory Rape	0	0	0	0
Aggravated Assault	2	0	0	0
Simple Assault	5	2	2	0
Intimidation	5	0	0	0
Stalking	0	0	0	0
Commercial Sex Acts	0	0	0	0
Involuntary Servitude	0	0	0	0
Crimes Against Property				
Arson	0	0	0	0
Bribery	0	0	0	0
Burglary	3	1	1	0
Counterfeiting/Forgery	0	0	0	0
Destruction/Damage/Vandalism	8	1	1	0
Embezzlement	0	0	0	0
Extortion/Blackmail	0	0	0	0
Fraud - False Pretenses	2	1	1	0
Fraud - Credit Card/ATM	0	0	0	0
Fraud - Impersonation	2	0	0	0
Fraud - Welfare	0	0	0	0
Fraud - Wire	0	0	0	0
Motor Vehicle Theft	1	1	0	1
Robbery	0	0	0	0
Stolen Property Offenses	0	0	0	0
Theft - Pocket-picking	0	0	0	0
Theft - Purse Snatching	0	0	0	0
Theft - Shoplifting	4	2	2	0
Theft From Building	2	1	0	0
Theft From Coin Machine	0	0	0	0
Theft From Motor Vehicle	1	0	0	0
Theft of Motor Vehicle Parts	0	0	0	0
Theft - All Other Larceny	10	1	1	0
Crimes Against Society				
Drug/Narcotic Violations	4	4	4	0
Drug/Narcotic Equipment Violations	1	1	0	0
Gambling - Betting/Wagering	0	0	0	0
Gambling - Operating/Promoting	0	0	0	0
Gambling - Equipment Violations	0	0	0	0
Gambling - Sports Tampering	0	0	0	0
Pornography/Obscene Material	0	0	0	0
Prostitution	0	0	0	0
Prostitution Assisting/Promoting	0	0	0	0
Purchasing Prostitution	0	0	0	0
Weapon Law Violations	1	1	1	0
Total Group A Offenses	51	16	13	1



Goodlettsville Police Department - 2014

2013 Population Estimate	16,813
Offense Overview	
Offense Total	1,634
Number Cleared	1,048
Percent Cleared	64.14 %
Group A Crimes per 100,000 population	9,718.7
Arrest Overview	
Total Arrests	1,244
Adult Arrests	1,028
Juvenile Arrests	216
Unknown Age	0
Arrests per 100,000 population	7,399.0
Average number offenses/incident	1.17

Domestic Violence Victims		
Offense	Reported	Cleared
Murder	0	0
Aggravated Assault	15	14
Simple Assault	140	110
Intimidation	12	7
Stalking	0	0
Forcible Rape	0	0
Forcible Sodomy	1	0
Sexual Assault W/Object	0	0
Forcible Fondling	1	0
Incest	0	0
Statutory Rape	0	0
Kidnapping/Abduction	1	1
Total	170	132

TIBRS Group B Arrests		
Offense	Adult	Juvenile
Bad Checks	0	0
Curfew/Vagrancy	0	9
Disorderly Conduct	6	3
DUI	147	1
Drunkenness	52	0
Family-Non Violent	7	1
Liquor Law Violations	14	3
Peeping Tom	1	0
Trespass	36	9
All Other Offenses	29	9
Total Group B	292	35

TIBRS Group A Offenses	Offenses		Arrests	
	Reported	Cleared	Adult	Juvenile
Crimes Against Persons				
Murder	1	1	2	0
Negligent Manslaughter	0	0	0	0
Kidnapping/Abduction	3	3	2	1
Forcible Rape	1	0	0	0
Forcible Sodomy	1	0	0	0
Sexual Assault W/Object	0	0	0	0
Forcible Fondling	9	5	1	0
Incest	0	0	0	0
Statutory Rape	0	0	0	0
Aggravated Assault	41	30	24	1
Simple Assault	208	159	88	10
Intimidation	34	12	5	0
Stalking	1	0	0	0
Commercial Sex Acts	0	0	0	0
Involuntary Servitude	0	0	0	0
Crimes Against Property				
Arson	0	0	0	0
Bribery	0	0	0	0
Burglary	65	10	12	0
Counterfeiting/Forgery	43	13	11	0
Destruction/Damage/Vandalism	100	35	16	4
Embezzlement	23	15	13	1
Extortion/Blackmail	0	0	0	0
Fraud - False Pretenses	56	18	8	0
Fraud - Credit Card/ATM	12	1	1	0
Fraud - Impersonation	38	22	13	0
Fraud - Welfare	0	0	0	0
Fraud - Wire	0	0	0	0
Motor Vehicle Theft	22	6	4	0
Robbery	17	5	5	1
Stolen Property Offenses	8	7	8	0
Theft - Pocket-picking	0	0	0	0
Theft - Purse Snatching	1	0	0	0
Theft - Shoplifting	380	339	259	148
Theft From Building	80	18	15	0
Theft From Coin Machine	1	1	1	0
Theft From Motor Vehicle	85	11	8	0
Theft of Motor Vehicle Parts	30	2	1	0
Theft - All Other Larceny	33	3	1	3
Crimes Against Society				
Drug/Narcotic Violations	199	195	196	5
Drug/Narcotic Equipment Violations	122	118	37	5
Gambling - Betting/Wagering	0	0	0	0
Gambling - Operating/Promoting	0	0	0	0
Gambling - Equipment Violations	0	0	0	0
Gambling - Sports Tampering	0	0	0	0
Pornography/Obscene Material	1	1	1	0
Prostitution	0	0	0	0
Prostitution Assisting/Promoting	0	0	0	0
Purchasing Prostitution	0	0	0	0
Weapon Law Violations	19	18	4	2
Total Group A Offenses	1,634	1,048	736	181



Gordonsville Police Department - 2014

2013 Population Estimate	1,199
Offense Overview	
Offense Total	31
Number Cleared	17
Percent Cleared	54.84 %
Group A Crimes per 100,000 population	2,585.5
Arrest Overview	
Total Arrests	59
Adult Arrests	59
Juvenile Arrests	0
Unknown Age	0
Arrests per 100,000 population	4,920.8
Average number offenses/incident	1.11

Domestic Violence Victims		
Offense	Reported	Cleared
Murder	0	0
Aggravated Assault	0	0
Simple Assault	1	0
Intimidation	1	0
Stalking	0	0
Forcible Rape	1	1
Forcible Sodomy	0	0
Sexual Assault W/Object	0	0
Forcible Fondling	0	0
Incest	0	0
Statutory Rape	0	0
Kidnapping/Abduction	0	0
Total	3	1

TIBRS Group B Arrests		
Offense	Adult	Juvenile
Bad Checks	29	0
Curfew/Vagrancy	0	0
Disorderly Conduct	0	0
DUI	4	0
Drunkenness	9	0
Family-Non Violent	0	0
Liquor Law Violations	0	0
Peeping Tom	0	0
Trespass	0	0
All Other Offenses	0	0
Total Group B	42	0

TIBRS Group A Offenses	Offenses		Arrests	
	Reported	Cleared	Adult	Juvenile
Crimes Against Persons				
Murder	0	0	0	0
Negligent Manslaughter	0	0	0	0
Kidnapping/Abduction	0	0	0	0
Forcible Rape	1	1	1	0
Forcible Sodomy	0	0	0	0
Sexual Assault W/Object	0	0	0	0
Forcible Fondling	0	0	0	0
Incest	0	0	0	0
Statutory Rape	0	0	0	0
Aggravated Assault	0	0	0	0
Simple Assault	4	3	3	0
Intimidation	1	0	0	0
Stalking	0	0	0	0
Commercial Sex Acts	0	0	0	0
Involuntary Servitude	0	0	0	0
Crimes Against Property				
Arson	0	0	0	0
Bribery	0	0	0	0
Burglary	2	0	0	0
Counterfeiting/Forgery	0	0	0	0
Destruction/Damage/Vandalism	2	0	0	0
Embezzlement	0	0	0	0
Extortion/Blackmail	0	0	0	0
Fraud - False Pretenses	0	0	0	0
Fraud - Credit Card/ATM	0	0	0	0
Fraud - Impersonation	0	0	0	0
Fraud - Welfare	0	0	0	0
Fraud - Wire	0	0	0	0
Motor Vehicle Theft	1	0	0	0
Robbery	1	0	0	0
Stolen Property Offenses	1	1	1	0
Theft - Pocket-picking	0	0	0	0
Theft - Purse Snatching	0	0	0	0
Theft - Shoplifting	3	3	2	0
Theft From Building	0	0	0	0
Theft From Coin Machine	1	0	0	0
Theft From Motor Vehicle	2	0	0	0
Theft of Motor Vehicle Parts	1	0	0	0
Theft - All Other Larceny	2	0	0	0
Crimes Against Society				
Drug/Narcotic Violations	5	5	8	0
Drug/Narcotic Equipment Violations	3	3	1	0
Gambling - Betting/Wagering	0	0	0	0
Gambling - Operating/Promoting	0	0	0	0
Gambling - Equipment Violations	0	0	0	0
Gambling - Sports Tampering	0	0	0	0
Pornography/Obscene Material	0	0	0	0
Prostitution	0	0	0	0
Prostitution Assisting/Promoting	0	0	0	0
Purchasing Prostitution	0	0	0	0
Weapon Law Violations	1	1	1	0
Total Group A Offenses	31	17	17	0



Grand Junction Police Department - 2014

2013 Population Estimate	308
Offense Overview	
Offense Total	33
Number Cleared	16
Percent Cleared	48.48 %
Group A Crimes per 100,000 population	10,714.3
Arrest Overview	
Total Arrests	23
Adult Arrests	22
Juvenile Arrests	1
Unknown Age	0
Arrests per 100,000 population	7,467.5
Average number offenses/incident	1.00

Domestic Violence Victims		
Offense	Reported	Cleared
Murder	0	0
Aggravated Assault	0	0
Simple Assault	0	0
Intimidation	1	1
Stalking	0	0
Forcible Rape	0	0
Forcible Sodomy	0	0
Sexual Assault W/Object	0	0
Forcible Fondling	0	0
Incest	0	0
Statutory Rape	0	0
Kidnapping/Abduction	0	0
Total	1	1

TIBRS Group B Arrests		
Offense	Adult	Juvenile
Bad Checks	0	0
Curfew/Vagrancy	0	0
Disorderly Conduct	0	1
DUI	3	0
Drunkenness	1	0
Family-Non Violent	0	0
Liquor Law Violations	1	0
Peeping Tom	0	0
Trespass	1	0
All Other Offenses	0	0
Total Group B	6	1

TIBRS Group A Offenses	Offenses		Arrests	
	Reported	Cleared	Adult	Juvenile
Crimes Against Persons				
Murder	0	0	0	0
Negligent Manslaughter	0	0	0	0
Kidnapping/Abduction	0	0	0	0
Forcible Rape	0	0	0	0
Forcible Sodomy	0	0	0	0
Sexual Assault W/Object	0	0	0	0
Forcible Fondling	0	0	0	0
Incest	0	0	0	0
Statutory Rape	0	0	0	0
Aggravated Assault	2	2	2	0
Simple Assault	2	1	1	0
Intimidation	1	1	1	0
Stalking	0	0	0	0
Commercial Sex Acts	0	0	0	0
Involuntary Servitude	0	0	0	0
Crimes Against Property				
Arson	1	0	0	0
Bribery	0	0	0	0
Burglary	2	1	1	0
Counterfeiting/Forgery	5	1	1	0
Destruction/Damage/Vandalism	4	1	1	0
Embezzlement	0	0	0	0
Extortion/Blackmail	0	0	0	0
Fraud - False Pretenses	0	0	0	0
Fraud - Credit Card/ATM	0	0	0	0
Fraud - Impersonation	0	0	0	0
Fraud - Welfare	0	0	0	0
Fraud - Wire	1	0	0	0
Motor Vehicle Theft	1	1	1	0
Robbery	0	0	0	0
Stolen Property Offenses	0	0	0	0
Theft - Pocket-picking	0	0	0	0
Theft - Purse Snatching	0	0	0	0
Theft - Shoplifting	4	3	3	0
Theft From Building	0	0	0	0
Theft From Coin Machine	0	0	0	0
Theft From Motor Vehicle	0	0	0	0
Theft of Motor Vehicle Parts	0	0	0	0
Theft - All Other Larceny	5	1	1	0
Crimes Against Society				
Drug/Narcotic Violations	5	4	4	0
Drug/Narcotic Equipment Violations	0	0	0	0
Gambling - Betting/Wagering	0	0	0	0
Gambling - Operating/Promoting	0	0	0	0
Gambling - Equipment Violations	0	0	0	0
Gambling - Sports Tampering	0	0	0	0
Pornography/Obscene Material	0	0	0	0
Prostitution	0	0	0	0
Prostitution Assisting/Promoting	0	0	0	0
Purchasing Prostitution	0	0	0	0
Weapon Law Violations	0	0	0	0
Total Group A Offenses	33	16	16	0



Graysville Police Department - 2014

2013 Population Estimate	1,509
Offense Overview	
Offense Total	53
Number Cleared	30
Percent Cleared	56.60 %
Group A Crimes per 100,000 population	3,512.3
Arrest Overview	
Total Arrests	60
Adult Arrests	58
Juvenile Arrests	2
Unknown Age	0
Arrests per 100,000 population	3,976.1
Average number offenses/incident	1.00

Domestic Violence Victims		
Offense	Reported	Cleared
Murder	0	0
Aggravated Assault	5	5
Simple Assault	4	4
Intimidation	1	0
Stalking	0	0
Forcible Rape	0	0
Forcible Sodomy	0	0
Sexual Assault W/Object	0	0
Forcible Fondling	0	0
Incest	0	0
Statutory Rape	0	0
Kidnapping/Abduction	0	0
Total	10	9

TIBRS Group B Arrests		
Offense	Adult	Juvenile
Bad Checks	0	0
Curfew/Vagrancy	0	0
Disorderly Conduct	1	0
DUI	15	0
Drunkenness	3	0
Family-Non Violent	1	0
Liquor Law Violations	0	0
Peeping Tom	0	0
Trespass	2	0
All Other Offenses	7	1
Total Group B	29	1

TIBRS Group A Offenses	Offenses		Arrests	
	Reported	Cleared	Adult	Juvenile
Crimes Against Persons				
Murder	0	0	0	0
Negligent Manslaughter	0	0	0	0
Kidnapping/Abduction	0	0	0	0
Forcible Rape	1	0	0	0
Forcible Sodomy	0	0	0	0
Sexual Assault W/Object	0	0	0	0
Forcible Fondling	0	0	0	0
Incest	0	0	0	0
Statutory Rape	0	0	0	0
Aggravated Assault	9	9	9	0
Simple Assault	8	6	6	0
Intimidation	3	0	0	0
Stalking	0	0	0	0
Commercial Sex Acts	0	0	0	0
Involuntary Servitude	0	0	0	0
Crimes Against Property				
Arson	0	0	0	0
Bribery	0	0	0	0
Burglary	9	5	5	0
Counterfeiting/Forgery	1	0	0	0
Destruction/Damage/Vandalism	8	1	0	1
Embezzlement	0	0	0	0
Extortion/Blackmail	0	0	0	0
Fraud - False Pretenses	0	0	0	0
Fraud - Credit Card/ATM	0	0	0	0
Fraud - Impersonation	0	0	0	0
Fraud - Welfare	0	0	0	0
Fraud - Wire	0	0	0	0
Motor Vehicle Theft	3	0	0	0
Robbery	0	0	0	0
Stolen Property Offenses	1	0	0	0
Theft - Pocket-picking	0	0	0	0
Theft - Purse Snatching	0	0	0	0
Theft - Shoplifting	0	0	0	0
Theft From Building	1	1	1	0
Theft From Coin Machine	0	0	0	0
Theft From Motor Vehicle	0	0	0	0
Theft of Motor Vehicle Parts	0	0	0	0
Theft - All Other Larceny	2	1	1	0
Crimes Against Society				
Drug/Narcotic Violations	7	7	7	0
Drug/Narcotic Equipment Violations	0	0	0	0
Gambling - Betting/Wagering	0	0	0	0
Gambling - Operating/Promoting	0	0	0	0
Gambling - Equipment Violations	0	0	0	0
Gambling - Sports Tampering	0	0	0	0
Pornography/Obscene Material	0	0	0	0
Prostitution	0	0	0	0
Prostitution Assisting/Promoting	0	0	0	0
Purchasing Prostitution	0	0	0	0
Weapon Law Violations	0	0	0	0
Total Group A Offenses	53	30	29	1



Greenbrier Police Department - 2014

2013 Population Estimate	6,645
Offense Overview	
Offense Total	470
Number Cleared	308
Percent Cleared	65.53 %
Group A Crimes per 100,000 population	7,073.0
Arrest Overview	
Total Arrests	315
Adult Arrests	239
Juvenile Arrests	76
Unknown Age	0
Arrests per 100,000 population	4,740.4
Average number offenses/incident	1.28

Domestic Violence Victims		
Offense	Reported	Cleared
Murder	0	0
Aggravated Assault	11	10
Simple Assault	60	54
Intimidation	2	2
Stalking	0	0
Forcible Rape	0	0
Forcible Sodomy	0	0
Sexual Assault W/Object	0	0
Forcible Fondling	0	0
Incest	0	0
Statutory Rape	1	0
Kidnapping/Abduction	0	0
Total	74	66

TIBRS Group B Arrests		
Offense	Adult	Juvenile
Bad Checks	0	0
Curfew/Vagrancy	0	6
Disorderly Conduct	3	0
DUI	43	3
Drunkenness	9	1
Family-Non Violent	1	0
Liquor Law Violations	5	8
Peeping Tom	0	0
Trespass	0	0
All Other Offenses	24	17
Total Group B	85	35

TIBRS Group A Offenses	Offenses		Arrests	
	Reported	Cleared	Adult	Juvenile
Crimes Against Persons				
Murder	0	0	0	0
Negligent Manslaughter	0	0	0	0
Kidnapping/Abduction	0	0	0	0
Forcible Rape	2	0	0	0
Forcible Sodomy	0	0	0	0
Sexual Assault W/Object	0	0	0	0
Forcible Fondling	1	1	0	0
Incest	0	0	0	0
Statutory Rape	3	0	0	0
Aggravated Assault	22	18	11	1
Simple Assault	96	71	23	5
Intimidation	21	6	0	0
Stalking	0	0	0	0
Commercial Sex Acts	0	0	0	0
Involuntary Servitude	0	0	0	0
Crimes Against Property				
Arson	0	0	0	0
Bribery	0	0	0	0
Burglary	22	11	6	4
Counterfeiting/Forgery	3	3	2	0
Destruction/Damage/Vandalism	39	6	3	4
Embezzlement	1	1	0	0
Extortion/Blackmail	0	0	0	0
Fraud - False Pretenses	4	1	1	0
Fraud - Credit Card/ATM	3	2	1	0
Fraud - Impersonation	3	1	1	0
Fraud - Welfare	0	0	0	0
Fraud - Wire	0	0	0	0
Motor Vehicle Theft	6	3	2	0
Robbery	0	0	0	0
Stolen Property Offenses	2	2	2	0
Theft - Pocket-picking	0	0	0	0
Theft - Purse Snatching	0	0	0	0
Theft - Shoplifting	1	1	0	0
Theft From Building	24	6	2	0
Theft From Coin Machine	0	0	0	0
Theft From Motor Vehicle	28	12	6	15
Theft of Motor Vehicle Parts	8	1	1	0
Theft - All Other Larceny	10	3	2	0
Crimes Against Society				
Drug/Narcotic Violations	100	90	73	5
Drug/Narcotic Equipment Violations	63	61	15	7
Gambling - Betting/Wagering	0	0	0	0
Gambling - Operating/Promoting	0	0	0	0
Gambling - Equipment Violations	0	0	0	0
Gambling - Sports Tampering	0	0	0	0
Pornography/Obscene Material	0	0	0	0
Prostitution	0	0	0	0
Prostitution Assisting/Promoting	0	0	0	0
Purchasing Prostitution	0	0	0	0
Weapon Law Violations	8	8	3	0
Total Group A Offenses	470	308	154	41



Greenville Police Department - 2014

2013 Population Estimate	15,020
Offense Overview	
Offense Total	1,570
Number Cleared	466
Percent Cleared	29.68 %
Group A Crimes per 100,000 population	10,452.7
Arrest Overview	
Total Arrests	599
Adult Arrests	571
Juvenile Arrests	28
Unknown Age	0
Arrests per 100,000 population	3,988.0
Average number offenses/incident	1.13

Domestic Violence Victims		
Offense	Reported	Cleared
Murder	0	0
Aggravated Assault	34	16
Simple Assault	129	69
Intimidation	22	13
Stalking	0	0
Forcible Rape	0	0
Forcible Sodomy	0	0
Sexual Assault W/Object	0	0
Forcible Fondling	1	1
Incest	0	0
Statutory Rape	2	2
Kidnapping/Abduction	0	0
Total	188	101

TIBRS Group B Arrests		
Offense	Adult	Juvenile
Bad Checks	0	0
Curfew/Vagrancy	0	0
Disorderly Conduct	12	0
DUI	79	0
Drunkenness	97	0
Family-Non Violent	0	0
Liquor Law Violations	8	1
Peeping Tom	0	0
Trespass	11	3
All Other Offenses	98	5
Total Group B	305	9

TIBRS Group A Offenses	Offenses		Arrests	
	Reported	Cleared	Adult	Juvenile
Crimes Against Persons				
Murder	2	0	0	0
Negligent Manslaughter	0	0	0	0
Kidnapping/Abduction	1	1	0	0
Forcible Rape	3	2	0	0
Forcible Sodomy	0	0	0	0
Sexual Assault W/Object	0	0	0	0
Forcible Fondling	10	5	2	0
Incest	0	0	0	0
Statutory Rape	4	2	0	0
Aggravated Assault	70	35	21	0
Simple Assault	227	110	64	7
Intimidation	102	27	8	0
Stalking	2	1	0	0
Commercial Sex Acts	0	0	0	0
Involuntary Servitude	0	0	0	0
Crimes Against Property				
Arson	2	1	1	0
Bribery	0	0	0	0
Burglary	100	9	5	0
Counterfeiting/Forgery	67	12	13	0
Destruction/Damage/Vandalism	155	32	3	2
Embezzlement	16	6	5	0
Extortion/Blackmail	0	0	0	0
Fraud - False Pretenses	43	8	3	0
Fraud - Credit Card/ATM	21	9	2	0
Fraud - Impersonation	19	4	1	0
Fraud - Welfare	0	0	0	0
Fraud - Wire	6	1	0	0
Motor Vehicle Theft	22	4	3	0
Robbery	8	4	5	0
Stolen Property Offenses	1	0	0	0
Theft - Pocket-picking	3	1	0	0
Theft - Purse Snatching	3	0	0	0
Theft - Shoplifting	161	64	61	4
Theft From Building	78	15	6	0
Theft From Coin Machine	1	0	0	0
Theft From Motor Vehicle	109	5	1	0
Theft of Motor Vehicle Parts	14	2	1	0
Theft - All Other Larceny	169	23	5	0
Crimes Against Society				
Drug/Narcotic Violations	83	47	40	4
Drug/Narcotic Equipment Violations	63	33	15	1
Gambling - Betting/Wagering	0	0	0	0
Gambling - Operating/Promoting	0	0	0	0
Gambling - Equipment Violations	0	0	0	0
Gambling - Sports Tampering	0	0	0	0
Pornography/Obscene Material	1	1	1	0
Prostitution	0	0	0	0
Prostitution Assisting/Promoting	0	0	0	0
Purchasing Prostitution	0	0	0	0
Weapon Law Violations	4	2	0	1
Total Group A Offenses	1,570	466	266	19



Greenfield Police Department - 2014

2013 Population Estimate	2,136
Offense Overview	
Offense Total	66
Number Cleared	30
Percent Cleared	45.45 %
Group A Crimes per 100,000 population	3,089.9
Arrest Overview	
Total Arrests	39
Adult Arrests	36
Juvenile Arrests	3
Unknown Age	0
Arrests per 100,000 population	1,825.8
Average number offenses/incident	1.18

Domestic Violence Victims		
Offense	Reported	Cleared
Murder	0	0
Aggravated Assault	0	0
Simple Assault	6	3
Intimidation	1	0
Stalking	0	0
Forcible Rape	0	0
Forcible Sodomy	0	0
Sexual Assault W/Object	0	0
Forcible Fondling	0	0
Incest	0	0
Statutory Rape	0	0
Kidnapping/Abduction	0	0
Total	7	3

TIBRS Group B Arrests		
Offense	Adult	Juvenile
Bad Checks	0	0
Curfew/Vagrancy	0	0
Disorderly Conduct	1	0
DUI	5	0
Drunkenness	2	0
Family-Non Violent	0	0
Liquor Law Violations	0	0
Peeping Tom	0	0
Trespass	0	0
All Other Offenses	2	0
Total Group B	10	0

TIBRS Group A Offenses	Offenses		Arrests	
	Reported	Cleared	Adult	Juvenile
Crimes Against Persons				
Murder	0	0	0	0
Negligent Manslaughter	0	0	0	0
Kidnapping/Abduction	0	0	0	0
Forcible Rape	0	0	0	0
Forcible Sodomy	1	1	0	0
Sexual Assault W/Object	1	1	1	0
Forcible Fondling	0	0	0	0
Incest	0	0	0	0
Statutory Rape	0	0	0	0
Aggravated Assault	2	1	1	0
Simple Assault	11	3	3	0
Intimidation	1	0	0	0
Stalking	0	0	0	0
Commercial Sex Acts	0	0	0	0
Involuntary Servitude	0	0	0	0
Crimes Against Property				
Arson	0	0	0	0
Bribery	0	0	0	0
Burglary	4	0	0	0
Counterfeiting/Forgery	0	0	0	0
Destruction/Damage/Vandalism	9	0	0	0
Embezzlement	2	2	2	0
Extortion/Blackmail	0	0	0	0
Fraud - False Pretenses	0	0	0	0
Fraud - Credit Card/ATM	0	0	0	0
Fraud - Impersonation	1	1	1	0
Fraud - Welfare	0	0	0	0
Fraud - Wire	0	0	0	0
Motor Vehicle Theft	2	0	0	0
Robbery	0	0	0	0
Stolen Property Offenses	0	0	0	0
Theft - Pocket-picking	0	0	0	0
Theft - Purse Snatching	0	0	0	0
Theft - Shoplifting	7	5	5	0
Theft From Building	0	0	0	0
Theft From Coin Machine	0	0	0	0
Theft From Motor Vehicle	1	0	0	0
Theft of Motor Vehicle Parts	2	0	0	0
Theft - All Other Larceny	7	1	0	1
Crimes Against Society				
Drug/Narcotic Violations	9	9	10	2
Drug/Narcotic Equipment Violations	1	1	0	0
Gambling - Betting/Wagering	0	0	0	0
Gambling - Operating/Promoting	0	0	0	0
Gambling - Equipment Violations	0	0	0	0
Gambling - Sports Tampering	0	0	0	0
Pornography/Obscene Material	1	1	0	0
Prostitution	0	0	0	0
Prostitution Assisting/Promoting	0	0	0	0
Purchasing Prostitution	0	0	0	0
Weapon Law Violations	4	4	3	0
Total Group A Offenses	66	30	26	3



Halls Police Department - 2014

2013 Population Estimate	2,240
Offense Overview	
Offense Total	110
Number Cleared	55
Percent Cleared	50.00 %
Group A Crimes per 100,000 population	4,910.7
Arrest Overview	
Total Arrests	77
Adult Arrests	71
Juvenile Arrests	6
Unknown Age	0
Arrests per 100,000 population	3,437.5
Average number offenses/incident	1.18

Domestic Violence Victims		
Offense	Reported	Cleared
Murder	0	0
Aggravated Assault	2	2
Simple Assault	8	6
Intimidation	0	0
Stalking	0	0
Forcible Rape	0	0
Forcible Sodomy	0	0
Sexual Assault W/Object	0	0
Forcible Fondling	0	0
Incest	0	0
Statutory Rape	0	0
Kidnapping/Abduction	0	0
Total	10	8

TIBRS Group B Arrests		
Offense	Adult	Juvenile
Bad Checks	0	0
Curfew/Vagrancy	0	0
Disorderly Conduct	3	0
DUI	13	0
Drunkenness	1	0
Family-Non Violent	0	0
Liquor Law Violations	2	2
Peeping Tom	0	0
Trespass	1	0
All Other Offenses	3	2
Total Group B	23	4

TIBRS Group A Offenses	Offenses		Arrests	
	Reported	Cleared	Adult	Juvenile
Crimes Against Persons				
Murder	1	1	2	0
Negligent Manslaughter	0	0	0	0
Kidnapping/Abduction	0	0	0	0
Forcible Rape	1	0	0	0
Forcible Sodomy	1	0	0	0
Sexual Assault W/Object	0	0	0	0
Forcible Fondling	0	0	0	0
Incest	0	0	0	0
Statutory Rape	0	0	0	0
Aggravated Assault	8	7	4	0
Simple Assault	19	13	15	0
Intimidation	2	0	0	0
Stalking	0	0	0	0
Commercial Sex Acts	0	0	0	0
Involuntary Servitude	0	0	0	0
Crimes Against Property				
Arson	0	0	0	0
Bribery	0	0	0	0
Burglary	17	4	3	0
Counterfeiting/Forgery	0	0	0	0
Destruction/Damage/Vandalism	13	5	2	0
Embezzlement	0	0	0	0
Extortion/Blackmail	0	0	0	0
Fraud - False Pretenses	0	0	0	0
Fraud - Credit Card/ATM	2	0	0	0
Fraud - Impersonation	3	1	1	0
Fraud - Welfare	0	0	0	0
Fraud - Wire	0	0	0	0
Motor Vehicle Theft	4	0	0	0
Robbery	1	1	0	0
Stolen Property Offenses	0	0	0	0
Theft - Pocket-picking	0	0	0	0
Theft - Purse Snatching	0	0	0	0
Theft - Shoplifting	3	2	2	0
Theft From Building	2	0	0	0
Theft From Coin Machine	0	0	0	0
Theft From Motor Vehicle	5	0	0	0
Theft of Motor Vehicle Parts	0	0	0	0
Theft - All Other Larceny	11	4	5	0
Crimes Against Society				
Drug/Narcotic Violations	11	11	11	2
Drug/Narcotic Equipment Violations	3	3	1	0
Gambling - Betting/Wagering	0	0	0	0
Gambling - Operating/Promoting	0	0	0	0
Gambling - Equipment Violations	0	0	0	0
Gambling - Sports Tampering	0	0	0	0
Pornography/Obscene Material	0	0	0	0
Prostitution	0	0	0	0
Prostitution Assisting/Promoting	0	0	0	0
Purchasing Prostitution	0	0	0	0
Weapon Law Violations	3	3	2	0
Total Group A Offenses	110	55	48	2



Harriman Police Department - 2014

2013 Population Estimate	6,261
Offense Overview	
Offense Total	840
Number Cleared	463
Percent Cleared	55.12 %
Group A Crimes per 100,000 population	13,416.4
Arrest Overview	
Total Arrests	511
Adult Arrests	497
Juvenile Arrests	14
Unknown Age	0
Arrests per 100,000 population	8,161.6
Average number offenses/incident	1.18

Domestic Violence Victims		
Offense	Reported	Cleared
Murder	0	0
Aggravated Assault	14	13
Simple Assault	76	56
Intimidation	8	3
Stalking	1	0
Forcible Rape	3	2
Forcible Sodomy	0	0
Sexual Assault W/Object	0	0
Forcible Fondling	0	0
Incest	0	0
Statutory Rape	1	0
Kidnapping/Abduction	0	0
Total	103	74

TIBRS Group B Arrests		
Offense	Adult	Juvenile
Bad Checks	0	0
Curfew/Vagrancy	0	0
Disorderly Conduct	11	2
DUI	30	0
Drunkenness	43	0
Family-Non Violent	2	0
Liquor Law Violations	9	1
Peeping Tom	0	0
Trespass	9	0
All Other Offenses	21	1
Total Group B	125	4

TIBRS Group A Offenses	Offenses		Arrests	
	Reported	Cleared	Adult	Juvenile
Crimes Against Persons				
Murder	0	0	0	0
Negligent Manslaughter	0	0	0	0
Kidnapping/Abduction	1	1	1	0
Forcible Rape	5	4	1	0
Forcible Sodomy	0	0	0	0
Sexual Assault W/Object	0	0	0	0
Forcible Fondling	4	1	0	0
Incest	0	0	0	0
Statutory Rape	1	0	0	0
Aggravated Assault	31	24	16	0
Simple Assault	108	65	52	3
Intimidation	25	3	2	0
Stalking	3	0	0	0
Commercial Sex Acts	0	0	0	0
Involuntary Servitude	0	0	0	0
Crimes Against Property				
Arson	1	0	0	0
Bribery	0	0	0	0
Burglary	66	15	16	0
Counterfeiting/Forgery	13	3	2	0
Destruction/Damage/Vandalism	68	9	4	0
Embezzlement	3	1	0	0
Extortion/Blackmail	0	0	0	0
Fraud - False Pretenses	10	3	0	0
Fraud - Credit Card/ATM	11	2	2	0
Fraud - Impersonation	12	11	10	0
Fraud - Welfare	0	0	0	0
Fraud - Wire	0	0	0	0
Motor Vehicle Theft	22	6	3	1
Robbery	4	1	0	0
Stolen Property Offenses	1	1	0	0
Theft - Pocket-picking	2	0	0	0
Theft - Purse Snatching	0	0	0	0
Theft - Shoplifting	38	23	21	1
Theft From Building	61	11	9	0
Theft From Coin Machine	0	0	0	0
Theft From Motor Vehicle	21	2	1	0
Theft of Motor Vehicle Parts	2	0	0	0
Theft - All Other Larceny	55	12	6	0
Crimes Against Society				
Drug/Narcotic Violations	142	139	150	4
Drug/Narcotic Equipment Violations	120	117	74	1
Gambling - Betting/Wagering	0	0	0	0
Gambling - Operating/Promoting	0	0	0	0
Gambling - Equipment Violations	0	0	0	0
Gambling - Sports Tampering	0	0	0	0
Pornography/Obscene Material	0	0	0	0
Prostitution	0	0	0	0
Prostitution Assisting/Promoting	0	0	0	0
Purchasing Prostitution	0	0	0	0
Weapon Law Violations	10	9	2	0
Total Group A Offenses	840	463	372	10



Henderson Police Department - 2014

2013 Population Estimate	6,488
Offense Overview	
Offense Total	443
Number Cleared	234
Percent Cleared	52.82 %
Group A Crimes per 100,000 population	6,828.0
Arrest Overview	
Total Arrests	262
Adult Arrests	251
Juvenile Arrests	11
Unknown Age	0
Arrests per 100,000 population	4,038.2
Average number offenses/incident	1.23

Domestic Violence Victims		
Offense	Reported	Cleared
Murder	0	0
Aggravated Assault	7	6
Simple Assault	28	20
Intimidation	12	3
Stalking	0	0
Forcible Rape	0	0
Forcible Sodomy	0	0
Sexual Assault W/Object	0	0
Forcible Fondling	0	0
Incest	0	0
Statutory Rape	0	0
Kidnapping/Abduction	1	1
Total	48	30

TIBRS Group B Arrests		
Offense	Adult	Juvenile
Bad Checks	0	0
Curfew/Vagrancy	0	0
Disorderly Conduct	4	5
DUI	18	0
Drunkenness	25	1
Family-Non Violent	2	0
Liquor Law Violations	10	0
Peeping Tom	0	0
Trespass	10	0
All Other Offenses	7	1
Total Group B	76	7

TIBRS Group A Offenses	Offenses		Arrests	
	Reported	Cleared	Adult	Juvenile
Crimes Against Persons				
Murder	0	0	0	0
Negligent Manslaughter	0	0	0	0
Kidnapping/Abduction	1	1	0	0
Forcible Rape	0	0	0	0
Forcible Sodomy	0	0	0	0
Sexual Assault W/Object	0	0	0	0
Forcible Fondling	0	0	0	0
Incest	0	0	0	0
Statutory Rape	0	0	0	0
Aggravated Assault	20	14	11	0
Simple Assault	50	22	20	0
Intimidation	34	4	3	0
Stalking	0	0	0	0
Commercial Sex Acts	0	0	0	0
Involuntary Servitude	0	0	0	0
Crimes Against Property				
Arson	0	0	0	0
Bribery	0	0	0	0
Burglary	45	5	2	0
Counterfeiting/Forgery	8	2	2	0
Destruction/Damage/Vandalism	50	19	8	0
Embezzlement	4	2	2	0
Extortion/Blackmail	0	0	0	0
Fraud - False Pretenses	3	1	0	0
Fraud - Credit Card/ATM	2	2	0	0
Fraud - Impersonation	2	1	1	0
Fraud - Welfare	0	0	0	0
Fraud - Wire	7	0	0	0
Motor Vehicle Theft	11	9	9	0
Robbery	3	2	3	0
Stolen Property Offenses	0	0	0	0
Theft - Pocket-picking	0	0	0	0
Theft - Purse Snatching	0	0	0	0
Theft - Shoplifting	18	14	15	0
Theft From Building	21	13	11	0
Theft From Coin Machine	1	0	0	0
Theft From Motor Vehicle	17	3	3	0
Theft of Motor Vehicle Parts	4	0	0	0
Theft - All Other Larceny	29	8	10	1
Crimes Against Society				
Drug/Narcotic Violations	68	68	66	3
Drug/Narcotic Equipment Violations	40	40	8	0
Gambling - Betting/Wagering	0	0	0	0
Gambling - Operating/Promoting	0	0	0	0
Gambling - Equipment Violations	0	0	0	0
Gambling - Sports Tampering	0	0	0	0
Pornography/Obscene Material	0	0	0	0
Prostitution	0	0	0	0
Prostitution Assisting/Promoting	0	0	0	0
Purchasing Prostitution	0	0	0	0
Weapon Law Violations	5	4	1	0
Total Group A Offenses	443	234	175	4



Hendersonville Police Department - 2014

2013 Population Estimate	54,068
Offense Overview	
Offense Total	2,252
Number Cleared	1,197
Percent Cleared	53.15 %
Group A Crimes per 100,000 population	4,165.1
Arrest Overview	
Total Arrests	1,531
Adult Arrests	1,270
Juvenile Arrests	261
Unknown Age	0
Arrests per 100,000 population	2,831.6
Average number offenses/incident	1.24

Domestic Violence Victims		
Offense	Reported	Cleared
Murder	0	0
Aggravated Assault	35	31
Simple Assault	269	167
Intimidation	20	20
Stalking	1	1
Forcible Rape	0	0
Forcible Sodomy	1	0
Sexual Assault W/Object	0	0
Forcible Fondling	0	0
Incest	1	1
Statutory Rape	1	1
Kidnapping/Abduction	8	6
Total	336	227

TIBRS Group B Arrests		
Offense	Adult	Juvenile
Bad Checks	1	0
Curfew/Vagrancy	0	25
Disorderly Conduct	16	1
DUI	178	1
Drunkenness	85	1
Family-Non Violent	4	0
Liquor Law Violations	47	26
Peeping Tom	0	0
Trespass	23	21
All Other Offenses	62	49
Total Group B	416	124

TIBRS Group A Offenses	Offenses		Arrests	
	Reported	Cleared	Adult	Juvenile
Crimes Against Persons				
Murder	0	0	0	0
Negligent Manslaughter	0	0	0	0
Kidnapping/Abduction	11	9	8	0
Forcible Rape	2	2	1	0
Forcible Sodomy	2	1	0	0
Sexual Assault W/Object	0	0	0	0
Forcible Fondling	5	2	1	1
Incest	1	1	0	0
Statutory Rape	1	1	2	0
Aggravated Assault	90	72	47	7
Simple Assault	391	224	158	23
Intimidation	39	29	14	4
Stalking	4	3	2	0
Commercial Sex Acts	0	0	0	0
Involuntary Servitude	0	0	0	0
Crimes Against Property				
Arson	3	1	1	0
Bribery	1	1	1	0
Burglary	104	42	49	12
Counterfeiting/Forgery	59	25	27	0
Destruction/Damage/Vandalism	211	56	29	7
Embezzlement	20	10	8	0
Extortion/Blackmail	0	0	0	0
Fraud - False Pretenses	91	37	17	1
Fraud - Credit Card/ATM	74	15	7	0
Fraud - Impersonation	45	17	7	0
Fraud - Welfare	0	0	0	0
Fraud - Wire	0	0	0	0
Motor Vehicle Theft	22	7	4	3
Robbery	4	4	1	3
Stolen Property Offenses	3	3	2	0
Theft - Pocket-picking	0	0	0	0
Theft - Purse Snatching	0	0	0	0
Theft - Shoplifting	255	158	169	21
Theft From Building	147	41	30	4
Theft From Coin Machine	0	0	0	0
Theft From Motor Vehicle	73	20	13	0
Theft of Motor Vehicle Parts	51	4	3	0
Theft - All Other Larceny	114	16	23	4
Crimes Against Society				
Drug/Narcotic Violations	219	207	170	35
Drug/Narcotic Equipment Violations	192	172	53	10
Gambling - Betting/Wagering	0	0	0	0
Gambling - Operating/Promoting	0	0	0	0
Gambling - Equipment Violations	0	0	0	0
Gambling - Sports Tampering	0	0	0	0
Pornography/Obscene Material	4	3	3	0
Prostitution	0	0	0	0
Prostitution Assisting/Promoting	0	0	0	0
Purchasing Prostitution	0	0	0	0
Weapon Law Violations	14	14	4	2
Total Group A Offenses	2,252	1,197	854	137



Henning Police Department - 2014

2013 Population Estimate	939
Offense Overview	
Offense Total	113
Number Cleared	47
Percent Cleared	41.59 %
Group A Crimes per 100,000 population	12,034.1
Arrest Overview	
Total Arrests	47
Adult Arrests	42
Juvenile Arrests	5
Unknown Age	0
Arrests per 100,000 population	5,005.3
Average number offenses/incident	1.28

Domestic Violence Victims		
Offense	Reported	Cleared
Murder	0	0
Aggravated Assault	2	1
Simple Assault	6	5
Intimidation	2	0
Stalking	0	0
Forcible Rape	0	0
Forcible Sodomy	0	0
Sexual Assault W/Object	0	0
Forcible Fondling	0	0
Incest	0	0
Statutory Rape	0	0
Kidnapping/Abduction	0	0
Total	10	6

TIBRS Group B Arrests		
Offense	Adult	Juvenile
Bad Checks	0	0
Curfew/Vagrancy	0	0
Disorderly Conduct	0	0
DUI	2	0
Drunkenness	4	0
Family-Non Violent	0	0
Liquor Law Violations	0	0
Peeping Tom	0	0
Trespass	1	0
All Other Offenses	2	0
Total Group B	9	0

TIBRS Group A Offenses	Offenses		Arrests	
	Reported	Cleared	Adult	Juvenile
Crimes Against Persons				
Murder	0	0	0	0
Negligent Manslaughter	0	0	0	0
Kidnapping/Abduction	0	0	0	0
Forcible Rape	0	0	0	0
Forcible Sodomy	0	0	0	0
Sexual Assault W/Object	0	0	0	0
Forcible Fondling	0	0	0	0
Incest	0	0	0	0
Statutory Rape	0	0	0	0
Aggravated Assault	10	4	3	1
Simple Assault	10	8	8	0
Intimidation	9	0	0	0
Stalking	0	0	0	0
Commercial Sex Acts	0	0	0	0
Involuntary Servitude	0	0	0	0
Crimes Against Property				
Arson	0	0	0	0
Bribery	0	0	0	0
Burglary	20	10	4	0
Counterfeiting/Forgery	0	0	0	0
Destruction/Damage/Vandalism	20	5	0	0
Embezzlement	0	0	0	0
Extortion/Blackmail	0	0	0	0
Fraud - False Pretenses	1	0	0	0
Fraud - Credit Card/ATM	1	0	0	0
Fraud - Impersonation	0	0	0	0
Fraud - Welfare	0	0	0	0
Fraud - Wire	0	0	0	0
Motor Vehicle Theft	2	1	1	0
Robbery	0	0	0	0
Stolen Property Offenses	1	1	1	1
Theft - Pocket-picking	0	0	0	0
Theft - Purse Snatching	0	0	0	0
Theft - Shoplifting	8	8	10	0
Theft From Building	1	0	0	0
Theft From Coin Machine	0	0	0	0
Theft From Motor Vehicle	4	0	0	0
Theft of Motor Vehicle Parts	1	0	0	0
Theft - All Other Larceny	19	4	3	0
Crimes Against Society				
Drug/Narcotic Violations	2	2	2	0
Drug/Narcotic Equipment Violations	2	2	1	0
Gambling - Betting/Wagering	0	0	0	0
Gambling - Operating/Promoting	0	0	0	0
Gambling - Equipment Violations	0	0	0	0
Gambling - Sports Tampering	0	0	0	0
Pornography/Obscene Material	0	0	0	0
Prostitution	1	1	0	0
Prostitution Assisting/Promoting	0	0	0	0
Purchasing Prostitution	0	0	0	0
Weapon Law Violations	1	1	0	3
Total Group A Offenses	113	47	33	5



2013 Population Estimate	464
Offense Overview	
Offense Total	22
Number Cleared	8
Percent Cleared	36.36 %
Group A Crimes per 100,000 population	4,741.4
Arrest Overview	
Total Arrests	10
Adult Arrests	10
Juvenile Arrests	0
Unknown Age	0
Arrests per 100,000 population	2,155.2
Average number offenses/incident	1.22

Domestic Violence Victims		
Offense	Reported	Cleared
Murder	0	0
Aggravated Assault	3	3
Simple Assault	1	1
Intimidation	0	0
Stalking	0	0
Forcible Rape	0	0
Forcible Sodomy	0	0
Sexual Assault W/Object	0	0
Forcible Fondling	0	0
Incest	0	0
Statutory Rape	0	0
Kidnapping/Abduction	0	0
Total	4	4

TIBRS Group B Arrests		
Offense	Adult	Juvenile
Bad Checks	0	0
Curfew/Vagrancy	0	0
Disorderly Conduct	0	0
DUI	1	0
Drunkenness	1	0
Family-Non Violent	0	0
Liquor Law Violations	0	0
Peeping Tom	0	0
Trespass	0	0
All Other Offenses	1	0
Total Group B	3	0

TIBRS Group A Offenses	Offenses		Arrests	
	Reported	Cleared	Adult	Juvenile
Crimes Against Persons				
Murder	0	0	0	0
Negligent Manslaughter	0	0	0	0
Kidnapping/Abduction	0	0	0	0
Forcible Rape	0	0	0	0
Forcible Sodomy	0	0	0	0
Sexual Assault W/Object	0	0	0	0
Forcible Fondling	0	0	0	0
Incest	0	0	0	0
Statutory Rape	0	0	0	0
Aggravated Assault	3	3	3	0
Simple Assault	1	1	1	0
Intimidation	0	0	0	0
Stalking	0	0	0	0
Commercial Sex Acts	0	0	0	0
Involuntary Servitude	0	0	0	0
Crimes Against Property				
Arson	0	0	0	0
Bribery	0	0	0	0
Burglary	5	0	0	0
Counterfeiting/Forgery	0	0	0	0
Destruction/Damage/Vandalism	1	0	0	0
Embezzlement	0	0	0	0
Extortion/Blackmail	0	0	0	0
Fraud - False Pretenses	1	0	0	0
Fraud - Credit Card/ATM	0	0	0	0
Fraud - Impersonation	0	0	0	0
Fraud - Welfare	0	0	0	0
Fraud - Wire	0	0	0	0
Motor Vehicle Theft	0	0	0	0
Robbery	0	0	0	0
Stolen Property Offenses	0	0	0	0
Theft - Pocket-picking	0	0	0	0
Theft - Purse Snatching	0	0	0	0
Theft - Shoplifting	0	0	0	0
Theft From Building	3	0	0	0
Theft From Coin Machine	0	0	0	0
Theft From Motor Vehicle	2	0	0	0
Theft of Motor Vehicle Parts	0	0	0	0
Theft - All Other Larceny	0	0	0	0
Crimes Against Society				
Drug/Narcotic Violations	3	2	3	0
Drug/Narcotic Equipment Violations	3	2	0	0
Gambling - Betting/Wagering	0	0	0	0
Gambling - Operating/Promoting	0	0	0	0
Gambling - Equipment Violations	0	0	0	0
Gambling - Sports Tampering	0	0	0	0
Pornography/Obscene Material	0	0	0	0
Prostitution	0	0	0	0
Prostitution Assisting/Promoting	0	0	0	0
Purchasing Prostitution	0	0	0	0
Weapon Law Violations	0	0	0	0
Total Group A Offenses	22	8	7	0



Hohenwald Police Department - 2014

2013 Population Estimate	3,703
Offense Overview	
Offense Total	405
Number Cleared	273
Percent Cleared	67.41 %
Group A Crimes per 100,000 population	10,937.1
Arrest Overview	
Total Arrests	327
Adult Arrests	284
Juvenile Arrests	43
Unknown Age	0
Arrests per 100,000 population	8,830.7
Average number offenses/incident	1.32

Domestic Violence Victims		
Offense	Reported	Cleared
Murder	0	0
Aggravated Assault	10	10
Simple Assault	38	37
Intimidation	1	1
Stalking	2	2
Forcible Rape	1	1
Forcible Sodomy	0	0
Sexual Assault W/Object	0	0
Forcible Fondling	1	1
Incest	0	0
Statutory Rape	0	0
Kidnapping/Abduction	2	2
Total	55	54

TIBRS Group B Arrests		
Offense	Adult	Juvenile
Bad Checks	0	0
Curfew/Vagrancy	0	4
Disorderly Conduct	2	1
DUI	28	0
Drunkenness	8	0
Family-Non Violent	3	1
Liquor Law Violations	32	5
Peeping Tom	0	0
Trespass	9	1
All Other Offenses	8	9
Total Group B	90	21

TIBRS Group A Offenses	Offenses		Arrests	
	Reported	Cleared	Adult	Juvenile
Crimes Against Persons				
Murder	0	0	0	0
Negligent Manslaughter	0	0	0	0
Kidnapping/Abduction	2	2	1	0
Forcible Rape	1	1	1	0
Forcible Sodomy	0	0	0	0
Sexual Assault W/Object	0	0	0	0
Forcible Fondling	2	1	1	0
Incest	0	0	0	0
Statutory Rape	0	0	0	0
Aggravated Assault	18	18	9	2
Simple Assault	73	69	51	7
Intimidation	10	10	8	0
Stalking	2	2	2	0
Commercial Sex Acts	0	0	0	0
Involuntary Servitude	0	0	0	0
Crimes Against Property				
Arson	1	0	0	0
Bribery	0	0	0	0
Burglary	24	4	3	0
Counterfeiting/Forgery	17	2	1	0
Destruction/Damage/Vandalism	27	10	7	0
Embezzlement	6	6	5	0
Extortion/Blackmail	0	0	0	0
Fraud - False Pretenses	17	3	1	1
Fraud - Credit Card/ATM	8	6	1	0
Fraud - Impersonation	0	0	0	0
Fraud - Welfare	0	0	0	0
Fraud - Wire	0	0	0	0
Motor Vehicle Theft	8	5	4	1
Robbery	0	0	0	0
Stolen Property Offenses	1	1	0	0
Theft - Pocket-picking	0	0	0	0
Theft - Purse Snatching	0	0	0	0
Theft - Shoplifting	33	29	28	7
Theft From Building	22	10	10	0
Theft From Coin Machine	0	0	0	0
Theft From Motor Vehicle	23	4	2	2
Theft of Motor Vehicle Parts	2	0	0	0
Theft - All Other Larceny	23	8	7	2
Crimes Against Society				
Drug/Narcotic Violations	46	44	37	0
Drug/Narcotic Equipment Violations	34	34	12	0
Gambling - Betting/Wagering	0	0	0	0
Gambling - Operating/Promoting	0	0	0	0
Gambling - Equipment Violations	0	0	0	0
Gambling - Sports Tampering	0	0	0	0
Pornography/Obscene Material	0	0	0	0
Prostitution	0	0	0	0
Prostitution Assisting/Promoting	0	0	0	0
Purchasing Prostitution	0	0	0	0
Weapon Law Violations	5	4	3	0
Total Group A Offenses	405	273	194	22



Hollow Rock Police Department - 2014

2013 Population Estimate	710
Offense Overview	
Offense Total	21
Number Cleared	11
Percent Cleared	52.38 %
Group A Crimes per 100,000 population	2,957.7
Arrest Overview	
Total Arrests	18
Adult Arrests	18
Juvenile Arrests	0
Unknown Age	0
Arrests per 100,000 population	2,535.2
Average number offenses/incident	1.05

Domestic Violence Victims		
Offense	Reported	Cleared
Murder	0	0
Aggravated Assault	1	1
Simple Assault	3	3
Intimidation	0	0
Stalking	0	0
Forcible Rape	0	0
Forcible Sodomy	0	0
Sexual Assault W/Object	0	0
Forcible Fondling	0	0
Incest	0	0
Statutory Rape	0	0
Kidnapping/Abduction	0	0
Total	4	4

TIBRS Group B Arrests		
Offense	Adult	Juvenile
Bad Checks	0	0
Curfew/Vagrancy	0	0
Disorderly Conduct	1	0
DUI	2	0
Drunkenness	1	0
Family-Non Violent	0	0
Liquor Law Violations	0	0
Peeping Tom	0	0
Trespass	1	0
All Other Offenses	3	0
Total Group B	8	0

TIBRS Group A Offenses	Offenses		Arrests	
	Reported	Cleared	Adult	Juvenile
Crimes Against Persons				
Murder	0	0	0	0
Negligent Manslaughter	0	0	0	0
Kidnapping/Abduction	0	0	0	0
Forcible Rape	0	0	0	0
Forcible Sodomy	0	0	0	0
Sexual Assault W/Object	0	0	0	0
Forcible Fondling	0	0	0	0
Incest	0	0	0	0
Statutory Rape	0	0	0	0
Aggravated Assault	2	2	2	0
Simple Assault	3	3	3	0
Intimidation	0	0	0	0
Stalking	0	0	0	0
Commercial Sex Acts	0	0	0	0
Involuntary Servitude	0	0	0	0
Crimes Against Property				
Arson	0	0	0	0
Bribery	0	0	0	0
Burglary	4	0	0	0
Counterfeiting/Forgery	0	0	0	0
Destruction/Damage/Vandalism	0	0	0	0
Embezzlement	0	0	0	0
Extortion/Blackmail	0	0	0	0
Fraud - False Pretenses	0	0	0	0
Fraud - Credit Card/ATM	4	0	0	0
Fraud - Impersonation	1	0	0	0
Fraud - Welfare	0	0	0	0
Fraud - Wire	0	0	0	0
Motor Vehicle Theft	2	1	1	0
Robbery	0	0	0	0
Stolen Property Offenses	0	0	0	0
Theft - Pocket-picking	0	0	0	0
Theft - Purse Snatching	0	0	0	0
Theft - Shoplifting	0	0	0	0
Theft From Building	1	1	1	0
Theft From Coin Machine	0	0	0	0
Theft From Motor Vehicle	0	0	0	0
Theft of Motor Vehicle Parts	0	0	0	0
Theft - All Other Larceny	2	2	1	0
Crimes Against Society				
Drug/Narcotic Violations	1	1	1	0
Drug/Narcotic Equipment Violations	1	1	1	0
Gambling - Betting/Wagering	0	0	0	0
Gambling - Operating/Promoting	0	0	0	0
Gambling - Equipment Violations	0	0	0	0
Gambling - Sports Tampering	0	0	0	0
Pornography/Obscene Material	0	0	0	0
Prostitution	0	0	0	0
Prostitution Assisting/Promoting	0	0	0	0
Purchasing Prostitution	0	0	0	0
Weapon Law Violations	0	0	0	0
Total Group A Offenses	21	11	10	0



Hornbeak Police Department - 2014

2013 Population Estimate	412
Offense Overview	
Offense Total	9
Number Cleared	3
Percent Cleared	33.33 %
Group A Crimes per 100,000 population	2,184.5
Arrest Overview	
Total Arrests	6
Adult Arrests	6
Juvenile Arrests	0
Unknown Age	0
Arrests per 100,000 population	1,456.3
Average number offenses/incident	1.00

Domestic Violence Victims		
Offense	Reported	Cleared
Murder	0	0
Aggravated Assault	1	1
Simple Assault	0	0
Intimidation	0	0
Stalking	0	0
Forcible Rape	0	0
Forcible Sodomy	0	0
Sexual Assault W/Object	0	0
Forcible Fondling	0	0
Incest	0	0
Statutory Rape	0	0
Kidnapping/Abduction	0	0
Total	1	1

TIBRS Group B Arrests		
Offense	Adult	Juvenile
Bad Checks	3	0
Curfew/Vagrancy	0	0
Disorderly Conduct	0	0
DUI	0	0
Drunkenness	0	0
Family-Non Violent	0	0
Liquor Law Violations	0	0
Peeping Tom	0	0
Trespass	0	0
All Other Offenses	0	0
Total Group B	3	0

TIBRS Group A Offenses	Offenses		Arrests	
	Reported	Cleared	Adult	Juvenile
Crimes Against Persons				
Murder	0	0	0	0
Negligent Manslaughter	0	0	0	0
Kidnapping/Abduction	0	0	0	0
Forcible Rape	0	0	0	0
Forcible Sodomy	0	0	0	0
Sexual Assault W/Object	0	0	0	0
Forcible Fondling	0	0	0	0
Incest	0	0	0	0
Statutory Rape	0	0	0	0
Aggravated Assault	1	1	1	0
Simple Assault	1	0	0	0
Intimidation	0	0	0	0
Stalking	0	0	0	0
Commercial Sex Acts	0	0	0	0
Involuntary Servitude	0	0	0	0
Crimes Against Property				
Arson	0	0	0	0
Bribery	0	0	0	0
Burglary	1	1	1	0
Counterfeiting/Forgery	0	0	0	0
Destruction/Damage/Vandalism	0	0	0	0
Embezzlement	0	0	0	0
Extortion/Blackmail	0	0	0	0
Fraud - False Pretenses	0	0	0	0
Fraud - Credit Card/ATM	0	0	0	0
Fraud - Impersonation	0	0	0	0
Fraud - Welfare	0	0	0	0
Fraud - Wire	0	0	0	0
Motor Vehicle Theft	1	0	0	0
Robbery	0	0	0	0
Stolen Property Offenses	0	0	0	0
Theft - Pocket-picking	0	0	0	0
Theft - Purse Snatching	0	0	0	0
Theft - Shoplifting	0	0	0	0
Theft From Building	3	0	0	0
Theft From Coin Machine	0	0	0	0
Theft From Motor Vehicle	1	0	0	0
Theft of Motor Vehicle Parts	0	0	0	0
Theft - All Other Larceny	0	0	0	0
Crimes Against Society				
Drug/Narcotic Violations	1	1	1	0
Drug/Narcotic Equipment Violations	0	0	0	0
Gambling - Betting/Wagering	0	0	0	0
Gambling - Operating/Promoting	0	0	0	0
Gambling - Equipment Violations	0	0	0	0
Gambling - Sports Tampering	0	0	0	0
Pornography/Obscene Material	0	0	0	0
Prostitution	0	0	0	0
Prostitution Assisting/Promoting	0	0	0	0
Purchasing Prostitution	0	0	0	0
Weapon Law Violations	0	0	0	0
Total Group A Offenses	9	3	3	0



Humboldt Police Department - 2014

2013 Population Estimate	8,402
Offense Overview	
Offense Total	1,056
Number Cleared	332
Percent Cleared	31.44 %
Group A Crimes per 100,000 population	12,568.4
Arrest Overview	
Total Arrests	455
Adult Arrests	410
Juvenile Arrests	45
Unknown Age	0
Arrests per 100,000 population	5,415.4
Average number offenses/incident	1.19

Domestic Violence Victims		
Offense	Reported	Cleared
Murder	0	0
Aggravated Assault	30	22
Simple Assault	111	58
Intimidation	13	3
Stalking	0	0
Forcible Rape	0	0
Forcible Sodomy	0	0
Sexual Assault W/Object	1	1
Forcible Fondling	1	1
Incest	0	0
Statutory Rape	0	0
Kidnapping/Abduction	2	2
Total	158	87

TIBRS Group B Arrests		
Offense	Adult	Juvenile
Bad Checks	0	0
Curfew/Vagrancy	0	1
Disorderly Conduct	31	9
DUI	44	0
Drunkenness	67	0
Family-Non Violent	1	0
Liquor Law Violations	6	0
Peeping Tom	0	0
Trespass	1	0
All Other Offenses	25	4
Total Group B	175	14

TIBRS Group A Offenses	Offenses		Arrests	
	Reported	Cleared	Adult	Juvenile
Crimes Against Persons				
Murder	1	1	1	0
Negligent Manslaughter	0	0	0	0
Kidnapping/Abduction	2	2	1	0
Forcible Rape	3	2	2	0
Forcible Sodomy	0	0	0	0
Sexual Assault W/Object	3	2	1	0
Forcible Fondling	5	3	3	0
Incest	0	0	0	0
Statutory Rape	0	0	0	0
Aggravated Assault	68	29	23	0
Simple Assault	163	69	61	3
Intimidation	70	10	6	1
Stalking	1	0	0	0
Commercial Sex Acts	0	0	0	0
Involuntary Servitude	0	0	0	0
Crimes Against Property				
Arson	5	2	1	0
Bribery	0	0	0	0
Burglary	78	5	4	0
Counterfeiting/Forgery	9	3	0	0
Destruction/Damage/Vandalism	136	22	4	7
Embezzlement	4	2	2	0
Extortion/Blackmail	0	0	0	0
Fraud - False Pretenses	17	3	3	0
Fraud - Credit Card/ATM	20	6	2	0
Fraud - Impersonation	3	2	2	0
Fraud - Welfare	0	0	0	0
Fraud - Wire	10	1	1	0
Motor Vehicle Theft	13	1	0	0
Robbery	7	4	3	1
Stolen Property Offenses	1	1	1	0
Theft - Pocket-picking	0	0	0	0
Theft - Purse Snatching	1	1	1	0
Theft - Shoplifting	119	15	10	9
Theft From Building	72	5	6	0
Theft From Coin Machine	1	0	0	0
Theft From Motor Vehicle	25	3	0	4
Theft of Motor Vehicle Parts	12	0	0	0
Theft - All Other Larceny	65	4	2	3
Crimes Against Society				
Drug/Narcotic Violations	75	70	83	3
Drug/Narcotic Equipment Violations	57	55	9	0
Gambling - Betting/Wagering	0	0	0	0
Gambling - Operating/Promoting	0	0	0	0
Gambling - Equipment Violations	0	0	0	0
Gambling - Sports Tampering	0	0	0	0
Pornography/Obscene Material	0	0	0	0
Prostitution	0	0	0	0
Prostitution Assisting/Promoting	0	0	0	0
Purchasing Prostitution	0	0	0	0
Weapon Law Violations	10	9	3	0
Total Group A Offenses	1,056	332	235	31



Huntingdon Police Department - 2014

2013 Population Estimate	3,981
Offense Overview	
Offense Total	287
Number Cleared	201
Percent Cleared	70.03 %
Group A Crimes per 100,000 population	7,209.2
Arrest Overview	
Total Arrests	253
Adult Arrests	244
Juvenile Arrests	9
Unknown Age	0
Arrests per 100,000 population	6,355.2
Average number offenses/incident	1.02

Domestic Violence Victims		
Offense	Reported	Cleared
Murder	0	0
Aggravated Assault	1	1
Simple Assault	16	13
Intimidation	1	1
Stalking	0	0
Forcible Rape	0	0
Forcible Sodomy	0	0
Sexual Assault W/Object	0	0
Forcible Fondling	0	0
Incest	0	0
Statutory Rape	0	0
Kidnapping/Abduction	0	0
Total	18	15

TIBRS Group B Arrests		
Offense	Adult	Juvenile
Bad Checks	0	0
Curfew/Vagrancy	0	0
Disorderly Conduct	1	0
DUI	15	1
Drunkenness	21	0
Family-Non Violent	3	0
Liquor Law Violations	3	0
Peeping Tom	1	0
Trespass	6	0
All Other Offenses	14	0
Total Group B	64	1

TIBRS Group A Offenses	Offenses		Arrests	
	Reported	Cleared	Adult	Juvenile
Crimes Against Persons				
Murder	1	1	4	0
Negligent Manslaughter	0	0	0	0
Kidnapping/Abduction	0	0	0	0
Forcible Rape	0	0	0	0
Forcible Sodomy	0	0	0	0
Sexual Assault W/Object	0	0	0	0
Forcible Fondling	0	0	0	0
Incest	0	0	0	0
Statutory Rape	0	0	0	0
Aggravated Assault	5	5	5	0
Simple Assault	22	16	14	1
Intimidation	2	2	2	0
Stalking	1	1	1	0
Commercial Sex Acts	0	0	0	0
Involuntary Servitude	0	0	0	0
Crimes Against Property				
Arson	0	0	0	0
Bribery	0	0	0	0
Burglary	8	5	6	0
Counterfeiting/Forgery	5	1	1	0
Destruction/Damage/Vandalism	24	15	11	3
Embezzlement	1	1	1	0
Extortion/Blackmail	0	0	0	0
Fraud - False Pretenses	4	1	1	0
Fraud - Credit Card/ATM	20	2	2	0
Fraud - Impersonation	0	0	0	0
Fraud - Welfare	0	0	0	0
Fraud - Wire	0	0	0	0
Motor Vehicle Theft	1	1	1	0
Robbery	0	0	0	0
Stolen Property Offenses	1	1	1	0
Theft - Pocket-picking	2	0	0	0
Theft - Purse Snatching	0	0	0	0
Theft - Shoplifting	97	79	71	3
Theft From Building	18	5	5	0
Theft From Coin Machine	0	0	0	0
Theft From Motor Vehicle	2	0	0	0
Theft of Motor Vehicle Parts	0	0	0	0
Theft - All Other Larceny	10	2	2	0
Crimes Against Society				
Drug/Narcotic Violations	45	45	40	1
Drug/Narcotic Equipment Violations	13	13	10	0
Gambling - Betting/Wagering	0	0	0	0
Gambling - Operating/Promoting	0	0	0	0
Gambling - Equipment Violations	0	0	0	0
Gambling - Sports Tampering	0	0	0	0
Pornography/Obscene Material	0	0	0	0
Prostitution	0	0	0	0
Prostitution Assisting/Promoting	0	0	0	0
Purchasing Prostitution	0	0	0	0
Weapon Law Violations	5	5	2	0
Total Group A Offenses	287	201	180	8



Huntland Police Department - 2014

2013 Population Estimate	863
Offense Overview	
Offense Total	17
Number Cleared	8
Percent Cleared	47.06 %
Group A Crimes per 100,000 population	1,969.9
Arrest Overview	
Total Arrests	14
Adult Arrests	14
Juvenile Arrests	0
Unknown Age	0
Arrests per 100,000 population	1,622.2
Average number offenses/incident	1.06

Domestic Violence Victims		
Offense	Reported	Cleared
Murder	0	0
Aggravated Assault	0	0
Simple Assault	2	1
Intimidation	1	0
Stalking	0	0
Forcible Rape	0	0
Forcible Sodomy	0	0
Sexual Assault W/Object	0	0
Forcible Fondling	0	0
Incest	0	0
Statutory Rape	0	0
Kidnapping/Abduction	0	0
Total	3	1

TIBRS Group B Arrests		
Offense	Adult	Juvenile
Bad Checks	0	0
Curfew/Vagrancy	0	0
Disorderly Conduct	0	0
DUI	3	0
Drunkenness	2	0
Family-Non Violent	0	0
Liquor Law Violations	0	0
Peeping Tom	0	0
Trespass	1	0
All Other Offenses	1	0
Total Group B	7	0

TIBRS Group A Offenses	Offenses		Arrests	
	Reported	Cleared	Adult	Juvenile
Crimes Against Persons				
Murder	0	0	0	0
Negligent Manslaughter	0	0	0	0
Kidnapping/Abduction	0	0	0	0
Forcible Rape	0	0	0	0
Forcible Sodomy	0	0	0	0
Sexual Assault W/Object	0	0	0	0
Forcible Fondling	0	0	0	0
Incest	0	0	0	0
Statutory Rape	0	0	0	0
Aggravated Assault	1	1	1	0
Simple Assault	2	1	1	0
Intimidation	2	0	0	0
Stalking	1	0	0	0
Commercial Sex Acts	0	0	0	0
Involuntary Servitude	0	0	0	0
Crimes Against Property				
Arson	0	0	0	0
Bribery	0	0	0	0
Burglary	2	0	0	0
Counterfeiting/Forgery	0	0	0	0
Destruction/Damage/Vandalism	1	0	0	0
Embezzlement	0	0	0	0
Extortion/Blackmail	0	0	0	0
Fraud - False Pretenses	0	0	0	0
Fraud - Credit Card/ATM	0	0	0	0
Fraud - Impersonation	0	0	0	0
Fraud - Welfare	0	0	0	0
Fraud - Wire	0	0	0	0
Motor Vehicle Theft	1	0	0	0
Robbery	0	0	0	0
Stolen Property Offenses	0	0	0	0
Theft - Pocket-picking	0	0	0	0
Theft - Purse Snatching	0	0	0	0
Theft - Shoplifting	1	0	0	0
Theft From Building	0	0	0	0
Theft From Coin Machine	0	0	0	0
Theft From Motor Vehicle	0	0	0	0
Theft of Motor Vehicle Parts	0	0	0	0
Theft - All Other Larceny	1	1	1	0
Crimes Against Society				
Drug/Narcotic Violations	4	4	4	0
Drug/Narcotic Equipment Violations	1	1	0	0
Gambling - Betting/Wagering	0	0	0	0
Gambling - Operating/Promoting	0	0	0	0
Gambling - Equipment Violations	0	0	0	0
Gambling - Sports Tampering	0	0	0	0
Pornography/Obscene Material	0	0	0	0
Prostitution	0	0	0	0
Prostitution Assisting/Promoting	0	0	0	0
Purchasing Prostitution	0	0	0	0
Weapon Law Violations	0	0	0	0
Total Group A Offenses	17	8	7	0



Jacksboro Police Department - 2014

2013 Population Estimate	1,996
Offense Overview	
Offense Total	424
Number Cleared	340
Percent Cleared	80.19 %
Group A Crimes per 100,000 population	21,242.5
Arrest Overview	
Total Arrests	380
Adult Arrests	377
Juvenile Arrests	3
Unknown Age	0
Arrests per 100,000 population	19,038.1
Average number offenses/incident	1.28

Domestic Violence Victims		
Offense	Reported	Cleared
Murder	0	0
Aggravated Assault	6	6
Simple Assault	7	6
Intimidation	6	3
Stalking	0	0
Forcible Rape	0	0
Forcible Sodomy	0	0
Sexual Assault W/Object	0	0
Forcible Fondling	0	0
Incest	0	0
Statutory Rape	0	0
Kidnapping/Abduction	0	0
Total	19	15

TIBRS Group B Arrests		
Offense	Adult	Juvenile
Bad Checks	2	0
Curfew/Vagrancy	0	0
Disorderly Conduct	7	0
DUI	18	0
Drunkenness	48	0
Family-Non Violent	1	0
Liquor Law Violations	1	0
Peeping Tom	0	0
Trespass	12	0
All Other Offenses	9	0
Total Group B	98	0

TIBRS Group A Offenses	Offenses		Arrests	
	Reported	Cleared	Adult	Juvenile
Crimes Against Persons				
Murder	0	0	0	0
Negligent Manslaughter	0	0	0	0
Kidnapping/Abduction	0	0	0	0
Forcible Rape	0	0	0	0
Forcible Sodomy	0	0	0	0
Sexual Assault W/Object	0	0	0	0
Forcible Fondling	0	0	0	0
Incest	0	0	0	0
Statutory Rape	0	0	0	0
Aggravated Assault	15	14	12	0
Simple Assault	11	10	9	0
Intimidation	21	5	4	0
Stalking	0	0	0	0
Commercial Sex Acts	0	0	0	0
Involuntary Servitude	0	0	0	0
Crimes Against Property				
Arson	0	0	0	0
Bribery	0	0	0	0
Burglary	8	1	0	0
Counterfeiting/Forgery	4	2	1	0
Destruction/Damage/Vandalism	45	25	6	0
Embezzlement	3	3	3	0
Extortion/Blackmail	0	0	0	0
Fraud - False Pretenses	5	5	5	0
Fraud - Credit Card/ATM	1	0	0	0
Fraud - Impersonation	5	5	3	0
Fraud - Welfare	0	0	0	0
Fraud - Wire	0	0	0	0
Motor Vehicle Theft	2	0	0	0
Robbery	1	1	1	0
Stolen Property Offenses	0	0	0	0
Theft - Pocket-picking	0	0	0	0
Theft - Purse Snatching	0	0	0	0
Theft - Shoplifting	179	171	187	3
Theft From Building	8	1	1	0
Theft From Coin Machine	0	0	0	0
Theft From Motor Vehicle	3	1	1	0
Theft of Motor Vehicle Parts	0	0	0	0
Theft - All Other Larceny	21	4	3	0
Crimes Against Society				
Drug/Narcotic Violations	49	49	34	0
Drug/Narcotic Equipment Violations	34	34	2	0
Gambling - Betting/Wagering	0	0	0	0
Gambling - Operating/Promoting	0	0	0	0
Gambling - Equipment Violations	0	0	0	0
Gambling - Sports Tampering	0	0	0	0
Pornography/Obscene Material	0	0	0	0
Prostitution	0	0	0	0
Prostitution Assisting/Promoting	0	0	0	0
Purchasing Prostitution	0	0	0	0
Weapon Law Violations	9	9	7	0
Total Group A Offenses	424	340	279	3



Jackson Police Department - 2014

2013 Population Estimate	67,685
Offense Overview	
Offense Total	9,333
Number Cleared	3,366
Percent Cleared	36.07 %
Group A Crimes per 100,000 population	13,788.9
Arrest Overview	
Total Arrests	4,609
Adult Arrests	4,153
Juvenile Arrests	456
Unknown Age	0
Arrests per 100,000 population	6,809.5
Average number offenses/incident	1.16

Domestic Violence Victims		
Offense	Reported	Cleared
Murder	1	1
Aggravated Assault	206	154
Simple Assault	946	553
Intimidation	143	32
Stalking	13	2
Forcible Rape	5	3
Forcible Sodomy	1	0
Sexual Assault W/Object	0	0
Forcible Fondling	3	1
Incest	0	0
Statutory Rape	1	1
Kidnapping/Abduction	8	8
Total	1,327	755

TIBRS Group B Arrests		
Offense	Adult	Juvenile
Bad Checks	0	0
Curfew/Vagrancy	1	3
Disorderly Conduct	82	109
DUI	181	2
Drunkenness	167	1
Family-Non Violent	9	0
Liquor Law Violations	50	5
Peeping Tom	0	0
Trespass	80	6
All Other Offenses	1,162	14
Total Group B	1,732	140

TIBRS Group A Offenses	Offenses		Arrests	
	Reported	Cleared	Adult	Juvenile
Crimes Against Persons				
Murder	10	7	10	0
Negligent Manslaughter	0	0	0	0
Kidnapping/Abduction	10	9	14	1
Forcible Rape	26	13	8	0
Forcible Sodomy	5	2	0	0
Sexual Assault W/Object	2	0	0	0
Forcible Fondling	28	10	6	0
Incest	0	0	0	0
Statutory Rape	5	2	2	0
Aggravated Assault	571	304	253	21
Simple Assault	1,532	713	448	78
Intimidation	528	78	27	3
Stalking	29	4	0	0
Commercial Sex Acts	0	0	0	0
Involuntary Servitude	0	0	0	0
Crimes Against Property				
Arson	21	7	8	1
Bribery	2	2	2	0
Burglary	662	69	56	19
Counterfeiting/Forgery	142	40	53	0
Destruction/Damage/Vandalism	1,280	295	125	31
Embezzlement	52	32	13	0
Extortion/Blackmail	2	1	1	0
Fraud - False Pretenses	275	54	6	0
Fraud - Credit Card/ATM	314	67	3	1
Fraud - Impersonation	95	31	45	2
Fraud - Welfare	0	0	0	0
Fraud - Wire	12	0	0	0
Motor Vehicle Theft	178	46	20	7
Robbery	131	42	48	5
Stolen Property Offenses	11	9	4	0
Theft - Pocket-picking	4	1	0	0
Theft - Purse Snatching	4	3	0	0
Theft - Shoplifting	645	435	446	83
Theft From Building	633	96	63	6
Theft From Coin Machine	2	0	0	0
Theft From Motor Vehicle	436	31	22	10
Theft of Motor Vehicle Parts	148	7	3	1
Theft - All Other Larceny	395	28	76	6
Crimes Against Society				
Drug/Narcotic Violations	687	547	572	34
Drug/Narcotic Equipment Violations	309	257	36	0
Gambling - Betting/Wagering	0	0	0	0
Gambling - Operating/Promoting	0	0	0	0
Gambling - Equipment Violations	0	0	0	0
Gambling - Sports Tampering	0	0	0	0
Pornography/Obscene Material	13	1	1	0
Prostitution	7	6	5	0
Prostitution Assisting/Promoting	1	1	1	0
Purchasing Prostitution	0	0	0	0
Weapon Law Violations	126	116	44	7
Total Group A Offenses	9,333	3,366	2,421	316



Jamestown Police Department - 2014

2013 Population Estimate	1,949
Offense Overview	
Offense Total	155
Number Cleared	44
Percent Cleared	28.39 %
Group A Crimes per 100,000 population	7,952.8
Arrest Overview	
Total Arrests	72
Adult Arrests	71
Juvenile Arrests	1
Unknown Age	0
Arrests per 100,000 population	3,694.2
Average number offenses/incident	1.01

Domestic Violence Victims		
Offense	Reported	Cleared
Murder	0	0
Aggravated Assault	1	1
Simple Assault	1	0
Intimidation	0	0
Stalking	0	0
Forcible Rape	0	0
Forcible Sodomy	0	0
Sexual Assault W/Object	0	0
Forcible Fondling	0	0
Incest	0	0
Statutory Rape	0	0
Kidnapping/Abduction	0	0
Total	2	1

TIBRS Group B Arrests		
Offense	Adult	Juvenile
Bad Checks	0	0
Curfew/Vagrancy	0	0
Disorderly Conduct	1	0
DUI	8	0
Drunkenness	8	0
Family-Non Violent	0	0
Liquor Law Violations	1	0
Peeping Tom	0	0
Trespass	5	0
All Other Offenses	5	0
Total Group B	28	0

	Offenses		Arrests	
	Reported	Cleared	Adult	Juvenile
TIBRS Group A Offenses				
Crimes Against Persons				
Murder	0	0	0	0
Negligent Manslaughter	0	0	0	0
Kidnapping/Abduction	0	0	0	0
Forcible Rape	0	0	0	0
Forcible Sodomy	0	0	0	0
Sexual Assault W/Object	0	0	0	0
Forcible Fondling	0	0	0	0
Incest	0	0	0	0
Statutory Rape	0	0	0	0
Aggravated Assault	3	3	3	0
Simple Assault	8	2	2	0
Intimidation	0	0	0	0
Stalking	1	0	0	0
Commercial Sex Acts	0	0	0	0
Involuntary Servitude	0	0	0	0
Crimes Against Property				
Arson	0	0	0	0
Bribery	0	0	0	0
Burglary	11	0	0	0
Counterfeiting/Forgery	1	0	0	0
Destruction/Damage/Vandalism	13	1	1	0
Embezzlement	0	0	0	0
Extortion/Blackmail	0	0	0	0
Fraud - False Pretenses	1	1	1	0
Fraud - Credit Card/ATM	0	0	0	0
Fraud - Impersonation	2	0	0	0
Fraud - Welfare	0	0	0	0
Fraud - Wire	0	0	0	0
Motor Vehicle Theft	3	1	1	0
Robbery	1	0	0	0
Stolen Property Offenses	0	0	0	0
Theft - Pocket-picking	1	0	0	0
Theft - Purse Snatching	7	1	1	0
Theft - Shoplifting	29	11	11	0
Theft From Building	34	4	4	0
Theft From Coin Machine	0	0	0	0
Theft From Motor Vehicle	6	0	0	0
Theft of Motor Vehicle Parts	0	0	0	0
Theft - All Other Larceny	12	2	1	1
Crimes Against Society				
Drug/Narcotic Violations	14	14	14	0
Drug/Narcotic Equipment Violations	8	4	4	0
Gambling - Betting/Wagering	0	0	0	0
Gambling - Operating/Promoting	0	0	0	0
Gambling - Equipment Violations	0	0	0	0
Gambling - Sports Tampering	0	0	0	0
Pornography/Obscene Material	0	0	0	0
Prostitution	0	0	0	0
Prostitution Assisting/Promoting	0	0	0	0
Purchasing Prostitution	0	0	0	0
Weapon Law Violations	0	0	0	0
Total Group A Offenses	155	44	43	1



2013 Population Estimate	3,297
Offense Overview	
Offense Total	257
Number Cleared	157
Percent Cleared	61.09 %
Group A Crimes per 100,000 population	7,795.0
Arrest Overview	
Total Arrests	225
Adult Arrests	213
Juvenile Arrests	12
Unknown Age	0
Arrests per 100,000 population	6,824.4
Average number offenses/incident	1.19

Domestic Violence Victims		
Offense	Reported	Cleared
Murder	0	0
Aggravated Assault	2	2
Simple Assault	13	13
Intimidation	5	5
Stalking	0	0
Forcible Rape	0	0
Forcible Sodomy	0	0
Sexual Assault W/Object	0	0
Forcible Fondling	0	0
Incest	1	1
Statutory Rape	0	0
Kidnapping/Abduction	0	0
Total	21	21

TIBRS Group B Arrests		
Offense	Adult	Juvenile
Bad Checks	0	0
Curfew/Vagrancy	0	0
Disorderly Conduct	26	2
DUI	23	0
Drunkenness	37	0
Family-Non Violent	2	0
Liquor Law Violations	0	2
Peeping Tom	0	0
Trespass	3	0
All Other Offenses	9	1
Total Group B	100	5

TIBRS Group A Offenses	Offenses		Arrests	
	Reported	Cleared	Adult	Juvenile
Crimes Against Persons				
Murder	0	0	0	0
Negligent Manslaughter	0	0	0	0
Kidnapping/Abduction	0	0	0	0
Forcible Rape	0	0	0	0
Forcible Sodomy	0	0	0	0
Sexual Assault W/Object	0	0	0	0
Forcible Fondling	0	0	0	0
Incest	1	1	1	0
Statutory Rape	0	0	0	0
Aggravated Assault	11	7	5	3
Simple Assault	41	28	24	1
Intimidation	11	7	7	0
Stalking	0	0	0	0
Commercial Sex Acts	0	0	0	0
Involuntary Servitude	0	0	0	0
Crimes Against Property				
Arson	0	0	0	0
Bribery	0	0	0	0
Burglary	14	1	1	0
Counterfeiting/Forgery	3	1	1	0
Destruction/Damage/Vandalism	26	6	4	0
Embezzlement	1	1	1	0
Extortion/Blackmail	0	0	0	0
Fraud - False Pretenses	4	1	1	0
Fraud - Credit Card/ATM	30	24	0	0
Fraud - Impersonation	2	0	0	0
Fraud - Welfare	0	0	0	0
Fraud - Wire	0	0	0	0
Motor Vehicle Theft	7	2	2	0
Robbery	0	0	0	0
Stolen Property Offenses	3	3	4	0
Theft - Pocket-picking	0	0	0	0
Theft - Purse Snatching	1	1	2	0
Theft - Shoplifting	14	11	14	0
Theft From Building	14	5	4	0
Theft From Coin Machine	1	0	0	0
Theft From Motor Vehicle	10	1	2	0
Theft of Motor Vehicle Parts	3	0	0	0
Theft - All Other Larceny	5	2	2	1
Crimes Against Society				
Drug/Narcotic Violations	26	26	15	2
Drug/Narcotic Equipment Violations	21	21	19	0
Gambling - Betting/Wagering	0	0	0	0
Gambling - Operating/Promoting	0	0	0	0
Gambling - Equipment Violations	0	0	0	0
Gambling - Sports Tampering	0	0	0	0
Pornography/Obscene Material	0	0	0	0
Prostitution	0	0	0	0
Prostitution Assisting/Promoting	0	0	0	0
Purchasing Prostitution	0	0	0	0
Weapon Law Violations	8	8	4	0
Total Group A Offenses	257	157	113	7



Jefferson City Police Department - 2014

2013 Population Estimate	8,195
Offense Overview	
Offense Total	1,026
Number Cleared	652
Percent Cleared	63.55 %
Group A Crimes per 100,000 population	12,519.8
Arrest Overview	
Total Arrests	610
Adult Arrests	562
Juvenile Arrests	48
Unknown Age	0
Arrests per 100,000 population	7,443.6
Average number offenses/incident	1.19

Domestic Violence Victims		
Offense	Reported	Cleared
Murder	0	0
Aggravated Assault	14	13
Simple Assault	113	101
Intimidation	15	8
Stalking	0	0
Forcible Rape	0	0
Forcible Sodomy	0	0
Sexual Assault W/Object	0	0
Forcible Fondling	0	0
Incest	0	0
Statutory Rape	0	0
Kidnapping/Abduction	2	2
Total	144	124

TIBRS Group B Arrests		
Offense	Adult	Juvenile
Bad Checks	0	0
Curfew/Vagrancy	0	0
Disorderly Conduct	11	2
DUI	58	0
Drunkenness	37	1
Family-Non Violent	5	0
Liquor Law Violations	7	8
Peeping Tom	0	0
Trespass	2	0
All Other Offenses	20	2
Total Group B	140	13

TIBRS Group A Offenses	Offenses		Arrests	
	Reported	Cleared	Adult	Juvenile
Crimes Against Persons				
Murder	0	0	0	0
Negligent Manslaughter	0	0	0	0
Kidnapping/Abduction	3	3	2	0
Forcible Rape	2	1	0	0
Forcible Sodomy	0	0	0	0
Sexual Assault W/Object	0	0	0	0
Forcible Fondling	2	1	1	0
Incest	0	0	0	0
Statutory Rape	0	0	0	0
Aggravated Assault	34	30	20	2
Simple Assault	155	134	69	8
Intimidation	35	21	7	0
Stalking	3	2	1	0
Commercial Sex Acts	0	0	0	0
Involuntary Servitude	0	0	0	0
Crimes Against Property				
Arson	1	1	0	3
Bribery	0	0	0	0
Burglary	34	6	3	3
Counterfeiting/Forgery	34	12	9	0
Destruction/Damage/Vandalism	59	16	6	0
Embezzlement	13	10	6	0
Extortion/Blackmail	1	0	0	0
Fraud - False Pretenses	35	19	3	0
Fraud - Credit Card/ATM	15	8	4	0
Fraud - Impersonation	3	3	2	0
Fraud - Welfare	0	0	0	0
Fraud - Wire	0	0	0	0
Motor Vehicle Theft	17	7	2	0
Robbery	2	0	0	0
Stolen Property Offenses	0	0	0	0
Theft - Pocket-picking	0	0	0	0
Theft - Purse Snatching	0	0	0	0
Theft - Shoplifting	145	117	112	13
Theft From Building	68	25	10	1
Theft From Coin Machine	1	0	0	0
Theft From Motor Vehicle	26	2	2	0
Theft of Motor Vehicle Parts	12	1	1	0
Theft - All Other Larceny	66	20	11	1
Crimes Against Society				
Drug/Narcotic Violations	161	119	119	2
Drug/Narcotic Equipment Violations	87	82	27	2
Gambling - Betting/Wagering	0	0	0	0
Gambling - Operating/Promoting	0	0	0	0
Gambling - Equipment Violations	0	0	0	0
Gambling - Sports Tampering	0	0	0	0
Pornography/Obscene Material	0	0	0	0
Prostitution	0	0	0	0
Prostitution Assisting/Promoting	0	0	0	0
Purchasing Prostitution	0	0	0	0
Weapon Law Violations	12	12	5	0
Total Group A Offenses	1,026	652	422	35



Jellico Police Department - 2014

2013 Population Estimate	2,304
Offense Overview	
Offense Total	254
Number Cleared	184
Percent Cleared	72.44 %
Group A Crimes per 100,000 population	11,024.3
Arrest Overview	
Total Arrests	261
Adult Arrests	258
Juvenile Arrests	3
Unknown Age	0
Arrests per 100,000 population	11,328.1
Average number offenses/incident	1.34

Domestic Violence Victims		
Offense	Reported	Cleared
Murder	0	0
Aggravated Assault	3	3
Simple Assault	6	6
Intimidation	3	2
Stalking	1	1
Forcible Rape	0	0
Forcible Sodomy	0	0
Sexual Assault W/Object	0	0
Forcible Fondling	0	0
Incest	0	0
Statutory Rape	0	0
Kidnapping/Abduction	1	1
Total	14	13

TIBRS Group B Arrests		
Offense	Adult	Juvenile
Bad Checks	0	0
Curfew/Vagrancy	1	0
Disorderly Conduct	10	1
DUI	10	0
Drunkenness	34	0
Family-Non Violent	0	0
Liquor Law Violations	4	0
Peeping Tom	0	0
Trespass	8	0
All Other Offenses	46	1
Total Group B	113	2

TIBRS Group A Offenses	Offenses		Arrests	
	Reported	Cleared	Adult	Juvenile
Crimes Against Persons				
Murder	0	0	0	0
Negligent Manslaughter	0	0	0	0
Kidnapping/Abduction	1	1	0	0
Forcible Rape	0	0	0	0
Forcible Sodomy	1	1	1	0
Sexual Assault W/Object	1	0	0	0
Forcible Fondling	0	0	0	0
Incest	0	0	0	0
Statutory Rape	1	1	1	0
Aggravated Assault	10	8	7	0
Simple Assault	14	10	9	0
Intimidation	10	7	6	0
Stalking	1	1	1	0
Commercial Sex Acts	0	0	0	0
Involuntary Servitude	0	0	0	0
Crimes Against Property				
Arson	0	0	0	0
Bribery	0	0	0	0
Burglary	19	9	12	0
Counterfeiting/Forgery	0	0	0	0
Destruction/Damage/Vandalism	27	10	3	0
Embezzlement	0	0	0	0
Extortion/Blackmail	0	0	0	0
Fraud - False Pretenses	0	0	0	0
Fraud - Credit Card/ATM	0	0	0	0
Fraud - Impersonation	1	0	0	0
Fraud - Welfare	0	0	0	0
Fraud - Wire	1	0	0	0
Motor Vehicle Theft	7	1	1	0
Robbery	2	0	0	0
Stolen Property Offenses	0	0	0	0
Theft - Pocket-picking	0	0	0	0
Theft - Purse Snatching	0	0	0	0
Theft - Shoplifting	15	14	12	1
Theft From Building	28	15	15	0
Theft From Coin Machine	2	0	0	0
Theft From Motor Vehicle	7	2	1	0
Theft of Motor Vehicle Parts	0	0	0	0
Theft - All Other Larceny	6	5	5	0
Crimes Against Society				
Drug/Narcotic Violations	62	62	65	0
Drug/Narcotic Equipment Violations	34	34	6	0
Gambling - Betting/Wagering	0	0	0	0
Gambling - Operating/Promoting	0	0	0	0
Gambling - Equipment Violations	0	0	0	0
Gambling - Sports Tampering	0	0	0	0
Pornography/Obscene Material	0	0	0	0
Prostitution	0	0	0	0
Prostitution Assisting/Promoting	0	0	0	0
Purchasing Prostitution	0	0	0	0
Weapon Law Violations	4	3	0	0
Total Group A Offenses	254	184	145	1



Johnson City Police Department - 2014

2013 Population Estimate	65,123
Offense Overview	
Offense Total	5,589
Number Cleared	3,720
Percent Cleared	66.56 %
Group A Crimes per 100,000 population	8,582.2
Arrest Overview	
Total Arrests	4,096
Adult Arrests	3,771
Juvenile Arrests	325
Unknown Age	0
Arrests per 100,000 population	6,289.6
Average number offenses/incident	1.17

Domestic Violence Victims		
Offense	Reported	Cleared
Murder	1	1
Aggravated Assault	55	52
Simple Assault	508	489
Intimidation	32	27
Stalking	3	3
Forcible Rape	2	2
Forcible Sodomy	1	0
Sexual Assault W/Object	1	1
Forcible Fondling	4	4
Incest	0	0
Statutory Rape	1	1
Kidnapping/Abduction	2	2
Total	610	582

TIBRS Group B Arrests		
Offense	Adult	Juvenile
Bad Checks	32	0
Curfew/Vagrancy	0	0
Disorderly Conduct	54	12
DUI	239	2
Drunkenness	593	7
Family-Non Violent	5	0
Liquor Law Violations	94	14
Peeping Tom	0	1
Trespass	133	16
All Other Offenses	289	34
Total Group B	1,439	86

TIBRS Group A Offenses	Offenses		Arrests	
	Reported	Cleared	Adult	Juvenile
Crimes Against Persons				
Murder	4	4	3	0
Negligent Manslaughter	0	0	0	0
Kidnapping/Abduction	8	5	3	0
Forcible Rape	11	7	0	1
Forcible Sodomy	2	1	0	0
Sexual Assault W/Object	1	1	0	0
Forcible Fondling	21	18	4	2
Incest	0	0	0	0
Statutory Rape	6	5	1	0
Aggravated Assault	190	171	98	4
Simple Assault	809	745	321	43
Intimidation	128	106	11	8
Stalking	17	15	7	0
Commercial Sex Acts	0	0	0	0
Involuntary Servitude	0	0	0	0
Crimes Against Property				
Arson	7	2	1	3
Bribery	0	0	0	0
Burglary	388	114	60	12
Counterfeiting/Forgery	154	80	65	0
Destruction/Damage/Vandalism	469	181	62	11
Embezzlement	31	24	15	0
Extortion/Blackmail	0	0	0	0
Fraud - False Pretenses	253	175	79	0
Fraud - Credit Card/ATM	155	103	73	0
Fraud - Impersonation	70	50	35	5
Fraud - Welfare	0	0	0	0
Fraud - Wire	0	0	0	0
Motor Vehicle Theft	101	50	33	3
Robbery	38	27	21	5
Stolen Property Offenses	10	10	7	0
Theft - Pocket-picking	5	0	0	0
Theft - Purse Snatching	3	1	0	0
Theft - Shoplifting	841	761	754	85
Theft From Building	355	162	68	6
Theft From Coin Machine	12	2	1	0
Theft From Motor Vehicle	326	52	37	5
Theft of Motor Vehicle Parts	131	11	8	0
Theft - All Other Larceny	240	49	47	4
Crimes Against Society				
Drug/Narcotic Violations	441	432	391	28
Drug/Narcotic Equipment Violations	289	288	103	6
Gambling - Betting/Wagering	0	0	0	0
Gambling - Operating/Promoting	0	0	0	0
Gambling - Equipment Violations	0	0	0	0
Gambling - Sports Tampering	0	0	0	0
Pornography/Obscene Material	0	0	0	0
Prostitution	3	3	2	0
Prostitution Assisting/Promoting	1	1	1	0
Purchasing Prostitution	0	0	0	0
Weapon Law Violations	69	64	21	8
Total Group A Offenses	5,589	3,720	2,332	239



Jonesborough Police Department - 2014

2013 Population Estimate	5,174
Offense Overview	
Offense Total	231
Number Cleared	115
Percent Cleared	49.78 %
Group A Crimes per 100,000 population	4,464.6
Arrest Overview	
Total Arrests	153
Adult Arrests	152
Juvenile Arrests	1
Unknown Age	0
Arrests per 100,000 population	2,957.1
Average number offenses/incident	1.17

Domestic Violence Victims		
Offense	Reported	Cleared
Murder	0	0
Aggravated Assault	2	2
Simple Assault	22	19
Intimidation	0	0
Stalking	0	0
Forcible Rape	0	0
Forcible Sodomy	0	0
Sexual Assault W/Object	0	0
Forcible Fondling	0	0
Incest	0	0
Statutory Rape	0	0
Kidnapping/Abduction	0	0
Total	24	21

TIBRS Group B Arrests		
Offense	Adult	Juvenile
Bad Checks	0	0
Curfew/Vagrancy	0	0
Disorderly Conduct	1	0
DUI	27	1
Drunkenness	16	0
Family-Non Violent	2	0
Liquor Law Violations	7	0
Peeping Tom	0	0
Trespass	3	0
All Other Offenses	12	0
Total Group B	68	1

TIBRS Group A Offenses	Offenses		Arrests	
	Reported	Cleared	Adult	Juvenile
Crimes Against Persons				
Murder	0	0	0	0
Negligent Manslaughter	0	0	0	0
Kidnapping/Abduction	0	0	0	0
Forcible Rape	0	0	0	0
Forcible Sodomy	0	0	0	0
Sexual Assault W/Object	0	0	0	0
Forcible Fondling	1	1	0	0
Incest	0	0	0	0
Statutory Rape	0	0	0	0
Aggravated Assault	9	9	5	0
Simple Assault	35	24	20	0
Intimidation	9	2	1	0
Stalking	1	0	0	0
Commercial Sex Acts	0	0	0	0
Involuntary Servitude	0	0	0	0
Crimes Against Property				
Arson	0	0	0	0
Bribery	0	0	0	0
Burglary	17	4	4	0
Counterfeiting/Forgery	12	5	5	0
Destruction/Damage/Vandalism	17	5	2	0
Embezzlement	0	0	0	0
Extortion/Blackmail	1	0	0	0
Fraud - False Pretenses	7	0	0	0
Fraud - Credit Card/ATM	12	7	2	0
Fraud - Impersonation	6	2	2	0
Fraud - Welfare	0	0	0	0
Fraud - Wire	1	0	0	0
Motor Vehicle Theft	2	2	0	0
Robbery	0	0	0	0
Stolen Property Offenses	1	0	0	0
Theft - Pocket-picking	0	0	0	0
Theft - Purse Snatching	0	0	0	0
Theft - Shoplifting	12	7	7	0
Theft From Building	13	3	1	0
Theft From Coin Machine	0	0	0	0
Theft From Motor Vehicle	16	0	0	0
Theft of Motor Vehicle Parts	0	0	0	0
Theft - All Other Larceny	10	0	0	0
Crimes Against Society				
Drug/Narcotic Violations	22	20	21	0
Drug/Narcotic Equipment Violations	26	23	14	0
Gambling - Betting/Wagering	0	0	0	0
Gambling - Operating/Promoting	0	0	0	0
Gambling - Equipment Violations	0	0	0	0
Gambling - Sports Tampering	0	0	0	0
Pornography/Obscene Material	0	0	0	0
Prostitution	0	0	0	0
Prostitution Assisting/Promoting	0	0	0	0
Purchasing Prostitution	0	0	0	0
Weapon Law Violations	1	1	0	0
Total Group A Offenses	231	115	84	0



Kenton Police Department - 2014

2013 Population Estimate	1,251
Offense Overview	
Offense Total	64
Number Cleared	17
Percent Cleared	26.56 %
Group A Crimes per 100,000 population	5,115.9
Arrest Overview	
Total Arrests	32
Adult Arrests	31
Juvenile Arrests	1
Unknown Age	0
Arrests per 100,000 population	2,558.0
Average number offenses/incident	1.08

Domestic Violence Victims		
Offense	Reported	Cleared
Murder	0	0
Aggravated Assault	0	0
Simple Assault	5	5
Intimidation	4	1
Stalking	0	0
Forcible Rape	0	0
Forcible Sodomy	0	0
Sexual Assault W/Object	0	0
Forcible Fondling	0	0
Incest	0	0
Statutory Rape	0	0
Kidnapping/Abduction	0	0
Total	9	6

TIBRS Group B Arrests		
Offense	Adult	Juvenile
Bad Checks	0	0
Curfew/Vagrancy	0	0
Disorderly Conduct	0	0
DUI	3	0
Drunkenness	4	0
Family-Non Violent	0	0
Liquor Law Violations	0	0
Peeping Tom	0	0
Trespass	2	0
All Other Offenses	7	1
Total Group B	16	1

TIBRS Group A Offenses	Offenses		Arrests	
	Reported	Cleared	Adult	Juvenile
Crimes Against Persons				
Murder	0	0	0	0
Negligent Manslaughter	0	0	0	0
Kidnapping/Abduction	0	0	0	0
Forcible Rape	0	0	0	0
Forcible Sodomy	0	0	0	0
Sexual Assault W/Object	0	0	0	0
Forcible Fondling	0	0	0	0
Incest	0	0	0	0
Statutory Rape	1	1	1	0
Aggravated Assault	1	1	1	0
Simple Assault	7	5	5	0
Intimidation	9	1	1	0
Stalking	0	0	0	0
Commercial Sex Acts	0	0	0	0
Involuntary Servitude	0	0	0	0
Crimes Against Property				
Arson	0	0	0	0
Bribery	0	0	0	0
Burglary	3	0	0	0
Counterfeiting/Forgery	1	0	0	0
Destruction/Damage/Vandalism	9	2	1	0
Embezzlement	0	0	0	0
Extortion/Blackmail	0	0	0	0
Fraud - False Pretenses	1	0	0	0
Fraud - Credit Card/ATM	1	1	2	0
Fraud - Impersonation	0	0	0	0
Fraud - Welfare	0	0	0	0
Fraud - Wire	0	0	0	0
Motor Vehicle Theft	0	0	0	0
Robbery	0	0	0	0
Stolen Property Offenses	0	0	0	0
Theft - Pocket-picking	0	0	0	0
Theft - Purse Snatching	0	0	0	0
Theft - Shoplifting	0	0	0	0
Theft From Building	1	0	0	0
Theft From Coin Machine	0	0	0	0
Theft From Motor Vehicle	3	0	0	0
Theft of Motor Vehicle Parts	0	0	0	0
Theft - All Other Larceny	21	0	0	0
Crimes Against Society				
Drug/Narcotic Violations	2	2	2	0
Drug/Narcotic Equipment Violations	3	3	1	0
Gambling - Betting/Wagering	0	0	0	0
Gambling - Operating/Promoting	0	0	0	0
Gambling - Equipment Violations	0	0	0	0
Gambling - Sports Tampering	0	0	0	0
Pornography/Obscene Material	0	0	0	0
Prostitution	0	0	0	0
Prostitution Assisting/Promoting	0	0	0	0
Purchasing Prostitution	0	0	0	0
Weapon Law Violations	1	1	1	0
Total Group A Offenses	64	17	15	0



Kimball Police Department - 2014

2013 Population Estimate	1,403
Offense Overview	
Offense Total	184
Number Cleared	57
Percent Cleared	30.98 %
Group A Crimes per 100,000 population	13,114.8
Arrest Overview	
Total Arrests	84
Adult Arrests	81
Juvenile Arrests	3
Unknown Age	0
Arrests per 100,000 population	5,987.2
Average number offenses/incident	1.08

Domestic Violence Victims		
Offense	Reported	Cleared
Murder	0	0
Aggravated Assault	0	0
Simple Assault	10	7
Intimidation	3	0
Stalking	0	0
Forcible Rape	0	0
Forcible Sodomy	0	0
Sexual Assault W/Object	1	0
Forcible Fondling	0	0
Incest	0	0
Statutory Rape	0	0
Kidnapping/Abduction	0	0
Total	14	7

TIBRS Group B Arrests		
Offense	Adult	Juvenile
Bad Checks	0	0
Curfew/Vagrancy	0	0
Disorderly Conduct	3	1
DUI	15	0
Drunkenness	2	0
Family-Non Violent	0	0
Liquor Law Violations	3	1
Peeping Tom	0	0
Trespass	1	0
All Other Offenses	2	0
Total Group B	26	2

TIBRS Group A Offenses	Offenses		Arrests	
	Reported	Cleared	Adult	Juvenile
Crimes Against Persons				
Murder	0	0	0	0
Negligent Manslaughter	0	0	0	0
Kidnapping/Abduction	0	0	0	0
Forcible Rape	1	1	0	0
Forcible Sodomy	0	0	0	0
Sexual Assault W/Object	1	0	0	0
Forcible Fondling	0	0	0	0
Incest	0	0	0	0
Statutory Rape	0	0	0	0
Aggravated Assault	5	3	1	0
Simple Assault	21	12	11	0
Intimidation	11	0	0	0
Stalking	1	0	0	0
Commercial Sex Acts	0	0	0	0
Involuntary Servitude	0	0	0	0
Crimes Against Property				
Arson	0	0	0	0
Bribery	0	0	0	0
Burglary	3	2	2	0
Counterfeiting/Forgery	1	0	0	0
Destruction/Damage/Vandalism	8	1	1	0
Embezzlement	0	0	0	0
Extortion/Blackmail	0	0	0	0
Fraud - False Pretenses	2	0	0	0
Fraud - Credit Card/ATM	6	0	0	0
Fraud - Impersonation	5	0	0	0
Fraud - Welfare	0	0	0	0
Fraud - Wire	0	0	0	0
Motor Vehicle Theft	4	1	1	0
Robbery	0	0	0	0
Stolen Property Offenses	0	0	0	0
Theft - Pocket-picking	0	0	0	0
Theft - Purse Snatching	0	0	0	0
Theft - Shoplifting	35	9	9	1
Theft From Building	20	2	2	0
Theft From Coin Machine	0	0	0	0
Theft From Motor Vehicle	23	1	3	0
Theft of Motor Vehicle Parts	3	2	4	0
Theft - All Other Larceny	5	0	0	0
Crimes Against Society				
Drug/Narcotic Violations	21	17	20	0
Drug/Narcotic Equipment Violations	7	5	1	0
Gambling - Betting/Wagering	0	0	0	0
Gambling - Operating/Promoting	0	0	0	0
Gambling - Equipment Violations	0	0	0	0
Gambling - Sports Tampering	0	0	0	0
Pornography/Obscene Material	0	0	0	0
Prostitution	0	0	0	0
Prostitution Assisting/Promoting	0	0	0	0
Purchasing Prostitution	0	0	0	0
Weapon Law Violations	1	1	0	0
Total Group A Offenses	184	57	55	1



Kingsport Police Department - 2014

2013 Population Estimate	52,962
Offense Overview	
Offense Total	6,246
Number Cleared	2,964
Percent Cleared	47.45 %
Group A Crimes per 100,000 population	11,793.4
Arrest Overview	
Total Arrests	3,152
Adult Arrests	2,942
Juvenile Arrests	210
Unknown Age	0
Arrests per 100,000 population	5,951.4
Average number offenses/incident	1.16

Domestic Violence Victims		
Offense	Reported	Cleared
Murder	1	1
Aggravated Assault	88	84
Simple Assault	469	382
Intimidation	28	5
Stalking	11	7
Forcible Rape	7	6
Forcible Sodomy	0	0
Sexual Assault W/Object	0	0
Forcible Fondling	5	2
Incest	0	0
Statutory Rape	2	1
Kidnapping/Abduction	9	7
Total	620	495

TIBRS Group B Arrests		
Offense	Adult	Juvenile
Bad Checks	4	0
Curfew/Vagrancy	0	0
Disorderly Conduct	57	6
DUI	158	1
Drunkenness	441	2
Family-Non Violent	17	0
Liquor Law Violations	28	24
Peeping Tom	0	0
Trespass	80	2
All Other Offenses	236	31
Total Group B	1,021	66

TIBRS Group A Offenses	Offenses		Arrests	
	Reported	Cleared	Adult	Juvenile
Crimes Against Persons				
Murder	2	2	2	0
Negligent Manslaughter	0	0	0	0
Kidnapping/Abduction	16	9	6	0
Forcible Rape	16	12	3	0
Forcible Sodomy	4	2	0	0
Sexual Assault W/Object	1	0	0	0
Forcible Fondling	29	14	1	0
Incest	0	0	0	0
Statutory Rape	5	2	2	0
Aggravated Assault	264	233	133	4
Simple Assault	917	517	228	31
Intimidation	134	24	4	0
Stalking	29	20	7	0
Commercial Sex Acts	0	0	0	0
Involuntary Servitude	0	0	0	0
Crimes Against Property				
Arson	13	1	0	0
Bribery	0	0	0	0
Burglary	358	82	52	14
Counterfeiting/Forgery	133	42	32	0
Destruction/Damage/Vandalism	596	139	51	8
Embezzlement	39	26	20	1
Extortion/Blackmail	2	2	0	0
Fraud - False Pretenses	99	30	13	0
Fraud - Credit Card/ATM	301	152	58	2
Fraud - Impersonation	143	85	62	7
Fraud - Welfare	1	0	0	0
Fraud - Wire	6	1	0	0
Motor Vehicle Theft	156	74	25	2
Robbery	35	24	17	1
Stolen Property Offenses	8	8	10	0
Theft - Pocket-picking	10	0	0	0
Theft - Purse Snatching	3	0	0	0
Theft - Shoplifting	756	556	599	31
Theft From Building	505	126	48	11
Theft From Coin Machine	3	0	0	0
Theft From Motor Vehicle	278	52	40	2
Theft of Motor Vehicle Parts	141	8	4	0
Theft - All Other Larceny	464	55	38	1
Crimes Against Society				
Drug/Narcotic Violations	450	360	344	18
Drug/Narcotic Equipment Violations	279	272	109	10
Gambling - Betting/Wagering	0	0	0	0
Gambling - Operating/Promoting	0	0	0	0
Gambling - Equipment Violations	0	0	0	0
Gambling - Sports Tampering	0	0	0	0
Pornography/Obscene Material	18	4	2	0
Prostitution	2	2	2	0
Prostitution Assisting/Promoting	1	0	0	0
Purchasing Prostitution	0	0	0	0
Weapon Law Violations	29	28	9	1
Total Group A Offenses	6,246	2,964	1,921	144



Kingston Police Department - 2014

2013 Population Estimate	5,866
Offense Overview	
Offense Total	321
Number Cleared	145
Percent Cleared	45.17 %
Group A Crimes per 100,000 population	5,472.2
Arrest Overview	
Total Arrests	216
Adult Arrests	209
Juvenile Arrests	7
Unknown Age	0
Arrests per 100,000 population	3,682.2
Average number offenses/incident	1.13

Domestic Violence Victims		
Offense	Reported	Cleared
Murder	0	0
Aggravated Assault	15	14
Simple Assault	25	23
Intimidation	7	2
Stalking	0	0
Forcible Rape	0	0
Forcible Sodomy	0	0
Sexual Assault W/Object	0	0
Forcible Fondling	0	0
Incest	0	0
Statutory Rape	0	0
Kidnapping/Abduction	1	1
Total	48	40

TIBRS Group B Arrests		
Offense	Adult	Juvenile
Bad Checks	0	0
Curfew/Vagrancy	0	0
Disorderly Conduct	2	0
DUI	38	0
Drunkenness	33	0
Family-Non Violent	0	0
Liquor Law Violations	6	0
Peeping Tom	0	0
Trespass	0	0
All Other Offenses	6	0
Total Group B	85	0

TIBRS Group A Offenses	Offenses		Arrests	
	Reported	Cleared	Adult	Juvenile
Crimes Against Persons				
Murder	0	0	0	0
Negligent Manslaughter	0	0	0	0
Kidnapping/Abduction	1	1	0	0
Forcible Rape	0	0	0	0
Forcible Sodomy	3	0	0	0
Sexual Assault W/Object	0	0	0	0
Forcible Fondling	0	0	0	0
Incest	0	0	0	0
Statutory Rape	1	1	1	0
Aggravated Assault	28	21	16	1
Simple Assault	42	28	27	0
Intimidation	27	3	3	0
Stalking	3	1	1	0
Commercial Sex Acts	0	0	0	0
Involuntary Servitude	0	0	0	0
Crimes Against Property				
Arson	1	1	0	1
Bribery	0	0	0	0
Burglary	26	7	9	0
Counterfeiting/Forgery	6	0	0	0
Destruction/Damage/Vandalism	40	10	2	4
Embezzlement	0	0	0	0
Extortion/Blackmail	0	0	0	0
Fraud - False Pretenses	16	11	10	0
Fraud - Credit Card/ATM	10	3	3	0
Fraud - Impersonation	3	0	0	0
Fraud - Welfare	0	0	0	0
Fraud - Wire	3	0	0	0
Motor Vehicle Theft	5	3	2	0
Robbery	2	2	6	0
Stolen Property Offenses	0	0	0	0
Theft - Pocket-picking	0	0	0	0
Theft - Purse Snatching	0	0	0	0
Theft - Shoplifting	14	13	14	0
Theft From Building	24	5	2	0
Theft From Coin Machine	1	0	0	0
Theft From Motor Vehicle	7	2	3	0
Theft of Motor Vehicle Parts	4	0	0	0
Theft - All Other Larceny	16	3	5	0
Crimes Against Society				
Drug/Narcotic Violations	27	21	17	1
Drug/Narcotic Equipment Violations	9	8	2	0
Gambling - Betting/Wagering	0	0	0	0
Gambling - Operating/Promoting	0	0	0	0
Gambling - Equipment Violations	0	0	0	0
Gambling - Sports Tampering	0	0	0	0
Pornography/Obscene Material	1	0	0	0
Prostitution	0	0	0	0
Prostitution Assisting/Promoting	0	0	0	0
Purchasing Prostitution	0	0	0	0
Weapon Law Violations	1	1	1	0
Total Group A Offenses	321	145	124	7



Kingston Springs Police Department - 2014

2013 Population Estimate	2,771
Offense Overview	
Offense Total	40
Number Cleared	12
Percent Cleared	30.00 %
Group A Crimes per 100,000 population	1,443.5
Arrest Overview	
Total Arrests	18
Adult Arrests	15
Juvenile Arrests	3
Unknown Age	0
Arrests per 100,000 population	649.6
Average number offenses/incident	1.08

Domestic Violence Victims		
Offense	Reported	Cleared
Murder	0	0
Aggravated Assault	0	0
Simple Assault	0	0
Intimidation	0	0
Stalking	0	0
Forcible Rape	0	0
Forcible Sodomy	0	0
Sexual Assault W/Object	0	0
Forcible Fondling	0	0
Incest	0	0
Statutory Rape	0	0
Kidnapping/Abduction	0	0
Total	0	0

TIBRS Group B Arrests		
Offense	Adult	Juvenile
Bad Checks	0	0
Curfew/Vagrancy	0	0
Disorderly Conduct	1	0
DUI	1	0
Drunkenness	0	0
Family-Non Violent	0	0
Liquor Law Violations	3	2
Peeping Tom	0	0
Trespass	1	0
All Other Offenses	1	0
Total Group B	7	2

TIBRS Group A Offenses	Offenses		Arrests	
	Reported	Cleared	Adult	Juvenile
Crimes Against Persons				
Murder	0	0	0	0
Negligent Manslaughter	0	0	0	0
Kidnapping/Abduction	0	0	0	0
Forcible Rape	0	0	0	0
Forcible Sodomy	0	0	0	0
Sexual Assault W/Object	0	0	0	0
Forcible Fondling	0	0	0	0
Incest	0	0	0	0
Statutory Rape	0	0	0	0
Aggravated Assault	0	0	0	0
Simple Assault	6	0	0	0
Intimidation	2	0	0	0
Stalking	2	0	0	0
Commercial Sex Acts	0	0	0	0
Involuntary Servitude	0	0	0	0
Crimes Against Property				
Arson	0	0	0	0
Bribery	0	0	0	0
Burglary	0	0	0	0
Counterfeiting/Forgery	2	0	0	0
Destruction/Damage/Vandalism	5	0	0	0
Embezzlement	0	0	0	0
Extortion/Blackmail	0	0	0	0
Fraud - False Pretenses	0	0	0	0
Fraud - Credit Card/ATM	0	0	0	0
Fraud - Impersonation	0	0	0	0
Fraud - Welfare	0	0	0	0
Fraud - Wire	0	0	0	0
Motor Vehicle Theft	0	0	0	0
Robbery	0	0	0	0
Stolen Property Offenses	0	0	0	0
Theft - Pocket-picking	0	0	0	0
Theft - Purse Snatching	0	0	0	0
Theft - Shoplifting	0	0	0	0
Theft From Building	7	1	1	0
Theft From Coin Machine	0	0	0	0
Theft From Motor Vehicle	1	0	0	0
Theft of Motor Vehicle Parts	0	0	0	0
Theft - All Other Larceny	3	0	0	0
Crimes Against Society				
Drug/Narcotic Violations	4	4	3	1
Drug/Narcotic Equipment Violations	7	6	3	0
Gambling - Betting/Wagering	0	0	0	0
Gambling - Operating/Promoting	0	0	0	0
Gambling - Equipment Violations	0	0	0	0
Gambling - Sports Tampering	0	0	0	0
Pornography/Obscene Material	0	0	0	0
Prostitution	0	0	0	0
Prostitution Assisting/Promoting	0	0	0	0
Purchasing Prostitution	0	0	0	0
Weapon Law Violations	1	1	1	0
Total Group A Offenses	40	12	8	1



Knoxville Police Department - 2014

2013 Population Estimate	183,270
Offense Overview	
Offense Total	23,051
Number Cleared	11,035
Percent Cleared	47.87 %
Group A Crimes per 100,000 population	12,577.6
Arrest Overview	
Total Arrests	13,250
Adult Arrests	12,193
Juvenile Arrests	1,057
Unknown Age	0
Arrests per 100,000 population	7,229.8
Average number offenses/incident	1.10

Domestic Violence Victims		
Offense	Reported	Cleared
Murder	1	1
Aggravated Assault	400	295
Simple Assault	1,775	1,222
Intimidation	121	50
Stalking	14	6
Forcible Rape	37	19
Forcible Sodomy	5	0
Sexual Assault W/Object	0	0
Forcible Fondling	28	7
Incest	1	0
Statutory Rape	3	1
Kidnapping/Abduction	32	17
Total	2,417	1,618

TIBRS Group B Arrests		
Offense	Adult	Juvenile
Bad Checks	0	0
Curfew/Vagrancy	1	27
Disorderly Conduct	311	146
DUI	727	1
Drunkenness	1,550	16
Family-Non Violent	4	0
Liquor Law Violations	17	19
Peeping Tom	2	0
Trespass	218	17
All Other Offenses	2,467	214
Total Group B	5,297	440

TIBRS Group A Offenses	Offenses		Arrests	
	Reported	Cleared	Adult	Juvenile
Crimes Against Persons				
Murder	12	8	9	0
Negligent Manslaughter	0	0	0	0
Kidnapping/Abduction	51	24	16	2
Forcible Rape	119	56	6	2
Forcible Sodomy	11	1	0	0
Sexual Assault W/Object	1	1	0	1
Forcible Fondling	93	28	2	2
Incest	1	0	0	0
Statutory Rape	6	3	0	0
Aggravated Assault	1,073	705	301	17
Simple Assault	2,991	1,962	595	110
Intimidation	335	119	9	0
Stalking	25	10	0	0
Commercial Sex Acts	0	0	0	0
Involuntary Servitude	0	0	0	0
Crimes Against Property				
Arson	12	4	3	0
Bribery	2	2	1	0
Burglary	1,992	296	205	20
Counterfeiting/Forgery	224	86	59	1
Destruction/Damage/Vandalism	1,778	422	102	27
Embezzlement	125	68	33	2
Extortion/Blackmail	4	1	0	0
Fraud - False Pretenses	199	84	43	0
Fraud - Credit Card/ATM	225	68	23	1
Fraud - Impersonation	194	157	119	4
Fraud - Welfare	1	0	0	0
Fraud - Wire	9	2	0	0
Motor Vehicle Theft	853	240	134	13
Robbery	415	165	92	11
Stolen Property Offenses	25	23	16	1
Theft - Pocket-picking	10	1	0	0
Theft - Purse Snatching	11	3	1	0
Theft - Shoplifting	3,649	2,808	2,536	279
Theft From Building	1,253	329	95	3
Theft From Coin Machine	22	3	1	0
Theft From Motor Vehicle	1,847	110	79	1
Theft of Motor Vehicle Parts	741	30	23	0
Theft - All Other Larceny	1,787	343	163	9
Crimes Against Society				
Drug/Narcotic Violations	1,514	1,481	1,333	86
Drug/Narcotic Equipment Violations	1,152	1,129	726	14
Gambling - Betting/Wagering	0	0	0	0
Gambling - Operating/Promoting	1	1	1	0
Gambling - Equipment Violations	2	2	2	0
Gambling - Sports Tampering	0	0	0	0
Pornography/Obscene Material	9	0	0	0
Prostitution	111	111	105	0
Prostitution Assisting/Promoting	3	3	1	0
Purchasing Prostitution	2	2	0	0
Weapon Law Violations	161	144	62	11
Total Group A Offenses	23,051	11,035	6,896	617



2013 Population Estimate	4,811
Offense Overview	
Offense Total	340
Number Cleared	199
Percent Cleared	58.53 %
Group A Crimes per 100,000 population	7,067.1
Arrest Overview	
Total Arrests	255
Adult Arrests	239
Juvenile Arrests	16
Unknown Age	0
Arrests per 100,000 population	5,300.4
Average number offenses/incident	1.21

Domestic Violence Victims		
Offense	Reported	Cleared
Murder	0	0
Aggravated Assault	5	5
Simple Assault	31	31
Intimidation	0	0
Stalking	1	0
Forcible Rape	0	0
Forcible Sodomy	0	0
Sexual Assault W/Object	0	0
Forcible Fondling	0	0
Incest	0	0
Statutory Rape	0	0
Kidnapping/Abduction	0	0
Total	37	36

TIBRS Group B Arrests		
Offense	Adult	Juvenile
Bad Checks	0	0
Curfew/Vagrancy	0	0
Disorderly Conduct	7	0
DUI	20	0
Drunkenness	18	0
Family-Non Violent	0	0
Liquor Law Violations	2	1
Peeping Tom	0	0
Trespass	12	0
All Other Offenses	17	2
Total Group B	76	3

TIBRS Group A Offenses	Offenses		Arrests	
	Reported	Cleared	Adult	Juvenile
Crimes Against Persons				
Murder	0	0	0	0
Negligent Manslaughter	0	0	0	0
Kidnapping/Abduction	0	0	0	0
Forcible Rape	1	0	0	0
Forcible Sodomy	0	0	0	0
Sexual Assault W/Object	0	0	0	0
Forcible Fondling	0	0	0	0
Incest	0	0	0	0
Statutory Rape	0	0	0	0
Aggravated Assault	8	8	5	2
Simple Assault	49	40	39	1
Intimidation	8	1	0	0
Stalking	1	0	0	0
Commercial Sex Acts	0	0	0	0
Involuntary Servitude	0	0	0	0
Crimes Against Property				
Arson	0	0	0	0
Bribery	0	0	0	0
Burglary	26	2	2	0
Counterfeiting/Forgery	5	4	4	0
Destruction/Damage/Vandalism	41	9	4	1
Embezzlement	0	0	0	0
Extortion/Blackmail	0	0	0	0
Fraud - False Pretenses	16	9	6	0
Fraud - Credit Card/ATM	3	2	2	0
Fraud - Impersonation	0	0	0	0
Fraud - Welfare	0	0	0	0
Fraud - Wire	0	0	0	0
Motor Vehicle Theft	10	4	4	0
Robbery	2	1	1	0
Stolen Property Offenses	0	0	0	0
Theft - Pocket-picking	0	0	0	0
Theft - Purse Snatching	0	0	0	0
Theft - Shoplifting	40	37	36	6
Theft From Building	2	1	0	0
Theft From Coin Machine	3	0	0	0
Theft From Motor Vehicle	18	3	1	2
Theft of Motor Vehicle Parts	5	1	1	0
Theft - All Other Larceny	28	3	2	0
Crimes Against Society				
Drug/Narcotic Violations	40	40	45	1
Drug/Narcotic Equipment Violations	30	30	9	0
Gambling - Betting/Wagering	0	0	0	0
Gambling - Operating/Promoting	0	0	0	0
Gambling - Equipment Violations	0	0	0	0
Gambling - Sports Tampering	0	0	0	0
Pornography/Obscene Material	0	0	0	0
Prostitution	0	0	0	0
Prostitution Assisting/Promoting	0	0	0	0
Purchasing Prostitution	0	0	0	0
Weapon Law Violations	4	4	2	0
Total Group A Offenses	340	199	163	13



LaFollette Police Department - 2014

2013 Population Estimate	7,251
Offense Overview	
Offense Total	1,219
Number Cleared	596
Percent Cleared	48.89 %
Group A Crimes per 100,000 population	16,811.5
Arrest Overview	
Total Arrests	733
Adult Arrests	711
Juvenile Arrests	22
Unknown Age	0
Arrests per 100,000 population	10,109.0
Average number offenses/incident	1.13

Domestic Violence Victims		
Offense	Reported	Cleared
Murder	0	0
Aggravated Assault	27	23
Simple Assault	117	83
Intimidation	58	23
Stalking	1	0
Forcible Rape	0	0
Forcible Sodomy	0	0
Sexual Assault W/Object	0	0
Forcible Fondling	1	0
Incest	0	0
Statutory Rape	0	0
Kidnapping/Abduction	0	0
Total	204	129

TIBRS Group B Arrests		
Offense	Adult	Juvenile
Bad Checks	1	0
Curfew/Vagrancy	0	1
Disorderly Conduct	21	2
DUI	51	0
Drunkenness	94	0
Family-Non Violent	2	0
Liquor Law Violations	6	5
Peeping Tom	0	0
Trespass	18	2
All Other Offenses	24	0
Total Group B	217	10

TIBRS Group A Offenses	Offenses		Arrests	
	Reported	Cleared	Adult	Juvenile
Crimes Against Persons				
Murder	0	0	0	0
Negligent Manslaughter	0	0	0	0
Kidnapping/Abduction	0	0	0	0
Forcible Rape	2	0	0	0
Forcible Sodomy	0	0	0	0
Sexual Assault W/Object	0	0	0	0
Forcible Fondling	6	0	0	0
Incest	0	0	0	0
Statutory Rape	2	0	0	0
Aggravated Assault	57	44	38	0
Simple Assault	175	111	98	4
Intimidation	67	24	12	0
Stalking	1	0	0	0
Commercial Sex Acts	0	0	0	0
Involuntary Servitude	0	0	0	0
Crimes Against Property				
Arson	2	1	0	3
Bribery	0	0	0	0
Burglary	115	19	18	0
Counterfeiting/Forgery	20	4	3	0
Destruction/Damage/Vandalism	92	19	13	0
Embezzlement	12	4	4	0
Extortion/Blackmail	0	0	0	0
Fraud - False Pretenses	16	6	2	0
Fraud - Credit Card/ATM	17	5	3	0
Fraud - Impersonation	16	15	12	0
Fraud - Welfare	0	0	0	0
Fraud - Wire	0	0	0	0
Motor Vehicle Theft	17	4	4	0
Robbery	14	4	3	2
Stolen Property Offenses	0	0	0	0
Theft - Pocket-picking	2	1	1	0
Theft - Purse Snatching	0	0	0	0
Theft - Shoplifting	48	28	31	0
Theft From Building	142	22	20	0
Theft From Coin Machine	0	0	0	0
Theft From Motor Vehicle	53	13	9	0
Theft of Motor Vehicle Parts	23	2	2	0
Theft - All Other Larceny	61	12	12	0
Crimes Against Society				
Drug/Narcotic Violations	145	145	154	3
Drug/Narcotic Equipment Violations	102	101	49	0
Gambling - Betting/Wagering	0	0	0	0
Gambling - Operating/Promoting	0	0	0	0
Gambling - Equipment Violations	0	0	0	0
Gambling - Sports Tampering	0	0	0	0
Pornography/Obscene Material	0	0	0	0
Prostitution	0	0	0	0
Prostitution Assisting/Promoting	0	0	0	0
Purchasing Prostitution	2	2	2	0
Weapon Law Violations	10	10	4	0
Total Group A Offenses	1,219	596	494	12



LaVergne Police Department - 2014

2013 Population Estimate	34,077
Offense Overview	
Offense Total	2,138
Number Cleared	737
Percent Cleared	34.47 %
Group A Crimes per 100,000 population	6,274.0
Arrest Overview	
Total Arrests	1,009
Adult Arrests	941
Juvenile Arrests	68
Unknown Age	0
Arrests per 100,000 population	2,960.9
Average number offenses/incident	1.27

Domestic Violence Victims		
Offense	Reported	Cleared
Murder	1	1
Aggravated Assault	65	54
Simple Assault	234	120
Intimidation	33	0
Stalking	2	0
Forcible Rape	4	0
Forcible Sodomy	0	0
Sexual Assault W/Object	2	0
Forcible Fondling	6	0
Incest	0	0
Statutory Rape	0	0
Kidnapping/Abduction	9	5
Total	356	180

TIBRS Group B Arrests		
Offense	Adult	Juvenile
Bad Checks	0	0
Curfew/Vagrancy	0	0
Disorderly Conduct	9	1
DUI	167	1
Drunkenness	29	1
Family-Non Violent	7	1
Liquor Law Violations	76	1
Peeping Tom	0	0
Trespass	4	1
All Other Offenses	100	5
Total Group B	392	11

TIBRS Group A Offenses	Offenses		Arrests	
	Reported	Cleared	Adult	Juvenile
Crimes Against Persons				
Murder	1	1	0	0
Negligent Manslaughter	0	0	0	0
Kidnapping/Abduction	16	9	5	0
Forcible Rape	10	1	1	0
Forcible Sodomy	1	0	0	0
Sexual Assault W/Object	2	0	0	0
Forcible Fondling	25	2	2	0
Incest	0	0	0	0
Statutory Rape	4	0	0	0
Aggravated Assault	144	86	59	4
Simple Assault	362	134	105	11
Intimidation	121	3	2	0
Stalking	3	0	0	0
Commercial Sex Acts	0	0	0	0
Involuntary Servitude	0	0	0	0
Crimes Against Property				
Arson	2	1	0	0
Bribery	0	0	0	0
Burglary	165	10	4	5
Counterfeiting/Forgery	16	4	3	0
Destruction/Damage/Vandalism	218	21	6	3
Embezzlement	2	0	0	0
Extortion/Blackmail	5	1	0	0
Fraud - False Pretenses	35	1	0	0
Fraud - Credit Card/ATM	38	2	2	0
Fraud - Impersonation	51	14	9	0
Fraud - Welfare	0	0	0	0
Fraud - Wire	0	0	0	0
Motor Vehicle Theft	40	6	4	0
Robbery	27	11	7	5
Stolen Property Offenses	0	0	0	0
Theft - Pocket-picking	0	0	0	0
Theft - Purse Snatching	0	0	0	0
Theft - Shoplifting	26	6	4	0
Theft From Building	22	2	2	0
Theft From Coin Machine	0	0	0	0
Theft From Motor Vehicle	85	4	4	0
Theft of Motor Vehicle Parts	64	2	1	0
Theft - All Other Larceny	212	24	16	1
Crimes Against Society				
Drug/Narcotic Violations	246	213	180	11
Drug/Narcotic Equipment Violations	152	143	105	10
Gambling - Betting/Wagering	0	0	0	0
Gambling - Operating/Promoting	0	0	0	0
Gambling - Equipment Violations	0	0	0	0
Gambling - Sports Tampering	0	0	0	0
Pornography/Obscene Material	2	0	0	0
Prostitution	0	0	0	0
Prostitution Assisting/Promoting	0	0	0	0
Purchasing Prostitution	0	0	0	0
Weapon Law Violations	41	36	28	7
Total Group A Offenses	2,138	737	549	57



Lawrenceburg Police Department - 2014

2013 Population Estimate	10,446
Offense Overview	
Offense Total	1,773
Number Cleared	831
Percent Cleared	46.87 %
Group A Crimes per 100,000 population	16,973.0
Arrest Overview	
Total Arrests	780
Adult Arrests	740
Juvenile Arrests	40
Unknown Age	0
Arrests per 100,000 population	7,467.0
Average number offenses/incident	1.22

Domestic Violence Victims		
Offense	Reported	Cleared
Murder	0	0
Aggravated Assault	27	23
Simple Assault	137	88
Intimidation	47	27
Stalking	10	5
Forcible Rape	4	2
Forcible Sodomy	0	0
Sexual Assault W/Object	0	0
Forcible Fondling	1	0
Incest	0	0
Statutory Rape	2	1
Kidnapping/Abduction	3	3
Total	231	149

TIBRS Group B Arrests		
Offense	Adult	Juvenile
Bad Checks	42	0
Curfew/Vagrancy	0	0
Disorderly Conduct	3	2
DUI	74	0
Drunkenness	56	0
Family-Non Violent	16	2
Liquor Law Violations	25	8
Peeping Tom	0	0
Trespass	4	0
All Other Offenses	27	1
Total Group B	247	13

TIBRS Group A Offenses	Offenses		Arrests	
	Reported	Cleared	Adult	Juvenile
Crimes Against Persons				
Murder	0	0	0	0
Negligent Manslaughter	0	0	0	0
Kidnapping/Abduction	10	10	2	0
Forcible Rape	9	3	0	0
Forcible Sodomy	2	1	1	0
Sexual Assault W/Object	0	0	0	0
Forcible Fondling	6	1	0	0
Incest	0	0	0	0
Statutory Rape	6	4	4	0
Aggravated Assault	66	42	28	0
Simple Assault	228	137	79	2
Intimidation	133	51	16	1
Stalking	14	6	2	0
Commercial Sex Acts	0	0	0	0
Involuntary Servitude	0	0	0	0
Crimes Against Property				
Arson	0	0	0	0
Bribery	0	0	0	0
Burglary	119	25	16	6
Counterfeiting/Forgery	19	10	3	0
Destruction/Damage/Vandalism	202	50	10	1
Embezzlement	8	5	2	0
Extortion/Blackmail	0	0	0	0
Fraud - False Pretenses	95	56	47	0
Fraud - Credit Card/ATM	28	7	1	0
Fraud - Impersonation	9	3	3	0
Fraud - Welfare	0	0	0	0
Fraud - Wire	2	1	0	0
Motor Vehicle Theft	18	6	8	0
Robbery	15	5	3	0
Stolen Property Offenses	0	0	0	0
Theft - Pocket-picking	0	0	0	0
Theft - Purse Snatching	1	0	0	0
Theft - Shoplifting	149	54	54	0
Theft From Building	125	25	8	0
Theft From Coin Machine	0	0	0	0
Theft From Motor Vehicle	63	9	3	0
Theft of Motor Vehicle Parts	21	5	3	2
Theft - All Other Larceny	102	22	11	0
Crimes Against Society				
Drug/Narcotic Violations	182	167	166	11
Drug/Narcotic Equipment Violations	120	111	17	4
Gambling - Betting/Wagering	0	0	0	0
Gambling - Operating/Promoting	0	0	0	0
Gambling - Equipment Violations	0	0	0	0
Gambling - Sports Tampering	0	0	0	0
Pornography/Obscene Material	3	1	0	0
Prostitution	0	0	0	0
Prostitution Assisting/Promoting	0	0	0	0
Purchasing Prostitution	0	0	0	0
Weapon Law Violations	18	14	6	0
Total Group A Offenses	1,773	831	493	27



Lebanon Police Department - 2014

2013 Population Estimate	28,408
Offense Overview	
Offense Total	2,879
Number Cleared	1,196
Percent Cleared	41.54 %
Group A Crimes per 100,000 population	10,134.5
Arrest Overview	
Total Arrests	1,544
Adult Arrests	1,467
Juvenile Arrests	77
Unknown Age	0
Arrests per 100,000 population	5,435.1
Average number offenses/incident	1.19

Domestic Violence Victims		
Offense	Reported	Cleared
Murder	1	1
Aggravated Assault	66	47
Simple Assault	321	171
Intimidation	23	5
Stalking	2	1
Forcible Rape	1	0
Forcible Sodomy	0	0
Sexual Assault W/Object	1	1
Forcible Fondling	3	0
Incest	1	0
Statutory Rape	0	0
Kidnapping/Abduction	1	1
Total	420	227

TIBRS Group B Arrests		
Offense	Adult	Juvenile
Bad Checks	0	0
Curfew/Vagrancy	0	0
Disorderly Conduct	20	0
DUI	123	0
Drunkenness	201	0
Family-Non Violent	3	0
Liquor Law Violations	32	4
Peeping Tom	2	0
Trespass	46	3
All Other Offenses	219	15
Total Group B	646	22

TIBRS Group A Offenses	Offenses		Arrests	
	Reported	Cleared	Adult	Juvenile
Crimes Against Persons				
Murder	1	1	1	0
Negligent Manslaughter	0	0	0	0
Kidnapping/Abduction	3	1	1	0
Forcible Rape	9	3	0	0
Forcible Sodomy	3	1	0	0
Sexual Assault W/Object	5	4	1	1
Forcible Fondling	5	0	0	0
Incest	1	0	0	0
Statutory Rape	3	3	3	0
Aggravated Assault	169	99	60	3
Simple Assault	448	215	174	8
Intimidation	83	17	3	0
Stalking	6	4	3	0
Commercial Sex Acts	0	0	0	0
Involuntary Servitude	0	0	0	0
Crimes Against Property				
Arson	1	0	0	0
Bribery	1	1	3	0
Burglary	133	24	14	2
Counterfeiting/Forgery	71	15	9	0
Destruction/Damage/Vandalism	249	44	16	1
Embezzlement	21	12	10	0
Extortion/Blackmail	0	0	0	0
Fraud - False Pretenses	137	34	8	1
Fraud - Credit Card/ATM	139	25	13	0
Fraud - Impersonation	54	40	34	1
Fraud - Welfare	0	0	0	0
Fraud - Wire	1	0	0	0
Motor Vehicle Theft	51	15	8	1
Robbery	30	13	12	3
Stolen Property Offenses	1	1	1	0
Theft - Pocket-picking	1	0	0	0
Theft - Purse Snatching	1	0	0	0
Theft - Shoplifting	160	70	74	17
Theft From Building	128	27	17	0
Theft From Coin Machine	12	0	0	0
Theft From Motor Vehicle	176	22	14	0
Theft of Motor Vehicle Parts	12	4	4	0
Theft - All Other Larceny	298	62	33	1
Crimes Against Society				
Drug/Narcotic Violations	275	258	249	11
Drug/Narcotic Equipment Violations	137	132	39	0
Gambling - Betting/Wagering	0	0	0	0
Gambling - Operating/Promoting	0	0	0	0
Gambling - Equipment Violations	0	0	0	0
Gambling - Sports Tampering	0	0	0	0
Pornography/Obscene Material	3	1	0	0
Prostitution	1	1	0	0
Prostitution Assisting/Promoting	1	1	0	0
Purchasing Prostitution	0	0	0	0
Weapon Law Violations	49	46	17	5
Total Group A Offenses	2,879	1,196	821	55



Lenoir City Police Department - 2014

2013 Population Estimate	8,981
Offense Overview	
Offense Total	1,078
Number Cleared	427
Percent Cleared	39.61 %
Group A Crimes per 100,000 population	12,003.1
Arrest Overview	
Total Arrests	935
Adult Arrests	898
Juvenile Arrests	37
Unknown Age	0
Arrests per 100,000 population	10,410.9
Average number offenses/incident	1.14

Domestic Violence Victims		
Offense	Reported	Cleared
Murder	0	0
Aggravated Assault	9	6
Simple Assault	104	37
Intimidation	21	9
Stalking	2	0
Forcible Rape	3	1
Forcible Sodomy	0	0
Sexual Assault W/Object	0	0
Forcible Fondling	2	1
Incest	0	0
Statutory Rape	0	0
Kidnapping/Abduction	3	3
Total	144	57

TIBRS Group B Arrests		
Offense	Adult	Juvenile
Bad Checks	1	0
Curfew/Vagrancy	0	0
Disorderly Conduct	2	2
DUI	85	0
Drunkenness	48	6
Family-Non Violent	1	0
Liquor Law Violations	9	0
Peeping Tom	0	0
Trespass	5	1
All Other Offenses	393	0
Total Group B	544	9

TIBRS Group A Offenses	Offenses		Arrests	
	Reported	Cleared	Adult	Juvenile
Crimes Against Persons				
Murder	1	1	0	0
Negligent Manslaughter	0	0	0	0
Kidnapping/Abduction	3	3	3	0
Forcible Rape	6	1	1	0
Forcible Sodomy	2	1	1	0
Sexual Assault W/Object	0	0	0	0
Forcible Fondling	6	2	1	1
Incest	0	0	0	0
Statutory Rape	1	0	0	0
Aggravated Assault	23	11	12	0
Simple Assault	150	56	38	14
Intimidation	76	14	10	1
Stalking	3	0	0	0
Commercial Sex Acts	0	0	0	0
Involuntary Servitude	0	0	0	0
Crimes Against Property				
Arson	2	1	1	0
Bribery	0	0	0	0
Burglary	91	9	11	0
Counterfeiting/Forgery	41	12	5	0
Destruction/Damage/Vandalism	32	6	1	2
Embezzlement	13	7	3	0
Extortion/Blackmail	0	0	0	0
Fraud - False Pretenses	87	18	6	0
Fraud - Credit Card/ATM	48	5	4	0
Fraud - Impersonation	4	0	0	0
Fraud - Welfare	0	0	0	0
Fraud - Wire	1	0	0	0
Motor Vehicle Theft	19	2	3	0
Robbery	4	1	2	0
Stolen Property Offenses	0	0	0	0
Theft - Pocket-picking	2	0	0	0
Theft - Purse Snatching	0	0	0	0
Theft - Shoplifting	154	140	145	0
Theft From Building	80	11	9	1
Theft From Coin Machine	8	0	0	0
Theft From Motor Vehicle	43	2	0	0
Theft of Motor Vehicle Parts	18	1	1	0
Theft - All Other Larceny	40	4	4	2
Crimes Against Society				
Drug/Narcotic Violations	72	72	70	7
Drug/Narcotic Equipment Violations	42	42	20	0
Gambling - Betting/Wagering	0	0	0	0
Gambling - Operating/Promoting	0	0	0	0
Gambling - Equipment Violations	0	0	0	0
Gambling - Sports Tampering	0	0	0	0
Pornography/Obscene Material	1	0	0	0
Prostitution	0	0	0	0
Prostitution Assisting/Promoting	0	0	0	0
Purchasing Prostitution	0	0	0	0
Weapon Law Violations	5	5	3	0
Total Group A Offenses	1,078	427	354	28



Lewisburg Police Department - 2014

2013 Population Estimate	11,339
Offense Overview	
Offense Total	787
Number Cleared	326
Percent Cleared	41.42 %
Group A Crimes per 100,000 population	6,940.6
Arrest Overview	
Total Arrests	634
Adult Arrests	605
Juvenile Arrests	29
Unknown Age	0
Arrests per 100,000 population	5,591.3
Average number offenses/incident	1.04

Domestic Violence Victims		
Offense	Reported	Cleared
Murder	0	0
Aggravated Assault	69	55
Simple Assault	46	26
Intimidation	5	3
Stalking	1	1
Forcible Rape	2	2
Forcible Sodomy	0	0
Sexual Assault W/Object	0	0
Forcible Fondling	1	0
Incest	0	0
Statutory Rape	0	0
Kidnapping/Abduction	0	0
Total	124	87

TIBRS Group B Arrests		
Offense	Adult	Juvenile
Bad Checks	0	0
Curfew/Vagrancy	0	2
Disorderly Conduct	4	0
DUI	55	0
Drunkenness	48	0
Family-Non Violent	0	0
Liquor Law Violations	0	0
Peeping Tom	0	0
Trespass	11	0
All Other Offenses	179	8
Total Group B	297	10

TIBRS Group A Offenses	Offenses		Arrests	
	Reported	Cleared	Adult	Juvenile
Crimes Against Persons				
Murder	0	0	0	0
Negligent Manslaughter	0	0	0	0
Kidnapping/Abduction	0	0	0	0
Forcible Rape	3	2	2	0
Forcible Sodomy	0	0	0	0
Sexual Assault W/Object	0	0	0	0
Forcible Fondling	6	4	3	0
Incest	0	0	0	0
Statutory Rape	3	1	1	0
Aggravated Assault	130	97	83	2
Simple Assault	123	49	43	8
Intimidation	15	4	4	0
Stalking	1	1	1	0
Commercial Sex Acts	0	0	0	0
Involuntary Servitude	0	0	0	0
Crimes Against Property				
Arson	2	0	0	0
Bribery	0	0	0	0
Burglary	92	10	15	0
Counterfeiting/Forgery	15	3	2	2
Destruction/Damage/Vandalism	72	7	6	1
Embezzlement	2	0	0	0
Extortion/Blackmail	1	0	0	0
Fraud - False Pretenses	13	2	2	0
Fraud - Credit Card/ATM	4	0	0	0
Fraud - Impersonation	12	4	4	0
Fraud - Welfare	0	0	0	0
Fraud - Wire	0	0	0	0
Motor Vehicle Theft	9	1	1	0
Robbery	5	1	1	0
Stolen Property Offenses	1	1	1	0
Theft - Pocket-picking	0	0	0	0
Theft - Purse Snatching	0	0	0	0
Theft - Shoplifting	62	50	50	2
Theft From Building	50	5	5	0
Theft From Coin Machine	0	0	0	0
Theft From Motor Vehicle	25	0	0	0
Theft of Motor Vehicle Parts	2	0	0	0
Theft - All Other Larceny	53	4	4	0
Crimes Against Society				
Drug/Narcotic Violations	74	69	72	2
Drug/Narcotic Equipment Violations	11	10	7	2
Gambling - Betting/Wagering	0	0	0	0
Gambling - Operating/Promoting	0	0	0	0
Gambling - Equipment Violations	0	0	0	0
Gambling - Sports Tampering	0	0	0	0
Pornography/Obscene Material	0	0	0	0
Prostitution	0	0	0	0
Prostitution Assisting/Promoting	0	0	0	0
Purchasing Prostitution	0	0	0	0
Weapon Law Violations	1	1	1	0
Total Group A Offenses	787	326	308	19



Lexington Police Department - 2014

2013 Population Estimate	7,857
Offense Overview	
Offense Total	1,053
Number Cleared	516
Percent Cleared	49.00 %
Group A Crimes per 100,000 population	13,402.1
Arrest Overview	
Total Arrests	553
Adult Arrests	506
Juvenile Arrests	47
Unknown Age	0
Arrests per 100,000 population	7,038.3
Average number offenses/incident	1.21

Domestic Violence Victims		
Offense	Reported	Cleared
Murder	0	0
Aggravated Assault	15	11
Simple Assault	132	104
Intimidation	47	22
Stalking	1	1
Forcible Rape	0	0
Forcible Sodomy	0	0
Sexual Assault W/Object	0	0
Forcible Fondling	1	1
Incest	0	0
Statutory Rape	1	1
Kidnapping/Abduction	1	0
Total	198	140

TIBRS Group B Arrests		
Offense	Adult	Juvenile
Bad Checks	0	0
Curfew/Vagrancy	0	5
Disorderly Conduct	4	1
DUI	46	0
Drunkenness	45	0
Family-Non Violent	6	0
Liquor Law Violations	17	5
Peeping Tom	0	0
Trespass	9	0
All Other Offenses	29	7
Total Group B	156	18

TIBRS Group A Offenses	Offenses		Arrests	
	Reported	Cleared	Adult	Juvenile
Crimes Against Persons				
Murder	0	0	0	0
Negligent Manslaughter	0	0	0	0
Kidnapping/Abduction	1	0	0	0
Forcible Rape	2	1	1	0
Forcible Sodomy	0	0	0	0
Sexual Assault W/Object	0	0	0	0
Forcible Fondling	2	2	0	1
Incest	0	0	0	0
Statutory Rape	2	2	2	0
Aggravated Assault	33	22	21	4
Simple Assault	214	144	74	6
Intimidation	107	33	14	0
Stalking	1	1	2	0
Commercial Sex Acts	0	0	0	0
Involuntary Servitude	0	0	0	0
Crimes Against Property				
Arson	1	0	0	0
Bribery	0	0	0	0
Burglary	55	9	7	1
Counterfeiting/Forgery	18	8	2	0
Destruction/Damage/Vandalism	99	18	2	2
Embezzlement	5	2	1	0
Extortion/Blackmail	0	0	0	0
Fraud - False Pretenses	13	7	0	0
Fraud - Credit Card/ATM	11	7	7	0
Fraud - Impersonation	12	8	6	0
Fraud - Welfare	0	0	0	0
Fraud - Wire	0	0	0	0
Motor Vehicle Theft	11	3	2	0
Robbery	4	1	1	0
Stolen Property Offenses	4	4	3	0
Theft - Pocket-picking	0	0	0	0
Theft - Purse Snatching	0	0	0	0
Theft - Shoplifting	79	65	73	12
Theft From Building	61	11	6	0
Theft From Coin Machine	1	0	0	0
Theft From Motor Vehicle	41	4	6	0
Theft of Motor Vehicle Parts	11	3	1	0
Theft - All Other Larceny	84	11	12	1
Crimes Against Society				
Drug/Narcotic Violations	120	90	84	2
Drug/Narcotic Equipment Violations	48	47	9	0
Gambling - Betting/Wagering	0	0	0	0
Gambling - Operating/Promoting	0	0	0	0
Gambling - Equipment Violations	0	0	0	0
Gambling - Sports Tampering	0	0	0	0
Pornography/Obscene Material	1	1	0	0
Prostitution	0	0	0	0
Prostitution Assisting/Promoting	0	0	0	0
Purchasing Prostitution	0	0	0	0
Weapon Law Violations	12	12	14	0
Total Group A Offenses	1,053	516	350	29



Livingston Police Department - 2014

2013 Population Estimate	4,072
Offense Overview	
Offense Total	253
Number Cleared	181
Percent Cleared	71.54 %
Group A Crimes per 100,000 population	6,213.2
Arrest Overview	
Total Arrests	288
Adult Arrests	262
Juvenile Arrests	26
Unknown Age	0
Arrests per 100,000 population	7,072.7
Average number offenses/incident	1.11

Domestic Violence Victims		
Offense	Reported	Cleared
Murder	0	0
Aggravated Assault	11	11
Simple Assault	26	26
Intimidation	2	2
Stalking	0	0
Forcible Rape	0	0
Forcible Sodomy	0	0
Sexual Assault W/Object	0	0
Forcible Fondling	0	0
Incest	0	0
Statutory Rape	0	0
Kidnapping/Abduction	0	0
Total	39	39

TIBRS Group B Arrests		
Offense	Adult	Juvenile
Bad Checks	0	0
Curfew/Vagrancy	0	0
Disorderly Conduct	12	4
DUI	19	0
Drunkenness	30	0
Family-Non Violent	5	0
Liquor Law Violations	5	4
Peeping Tom	0	0
Trespass	6	0
All Other Offenses	35	2
Total Group B	112	10

TIBRS Group A Offenses	Offenses		Arrests	
	Reported	Cleared	Adult	Juvenile
Crimes Against Persons				
Murder	1	1	1	0
Negligent Manslaughter	0	0	0	0
Kidnapping/Abduction	0	0	0	0
Forcible Rape	0	0	0	0
Forcible Sodomy	0	0	0	0
Sexual Assault W/Object	0	0	0	0
Forcible Fondling	0	0	0	0
Incest	0	0	0	0
Statutory Rape	0	0	0	0
Aggravated Assault	15	15	14	0
Simple Assault	43	43	31	12
Intimidation	3	3	3	0
Stalking	0	0	0	0
Commercial Sex Acts	0	0	0	0
Involuntary Servitude	0	0	0	0
Crimes Against Property				
Arson	1	1	1	0
Bribery	0	0	0	0
Burglary	20	2	1	0
Counterfeiting/Forgery	4	2	2	0
Destruction/Damage/Vandalism	16	4	0	0
Embezzlement	0	0	0	0
Extortion/Blackmail	0	0	0	0
Fraud - False Pretenses	8	2	1	0
Fraud - Credit Card/ATM	0	0	0	0
Fraud - Impersonation	1	0	0	0
Fraud - Welfare	0	0	0	0
Fraud - Wire	0	0	0	0
Motor Vehicle Theft	2	2	2	0
Robbery	0	0	0	0
Stolen Property Offenses	0	0	0	0
Theft - Pocket-picking	0	0	0	0
Theft - Purse Snatching	0	0	0	0
Theft - Shoplifting	18	18	19	0
Theft From Building	29	13	8	0
Theft From Coin Machine	0	0	0	0
Theft From Motor Vehicle	31	21	29	2
Theft of Motor Vehicle Parts	7	4	4	0
Theft - All Other Larceny	6	2	0	0
Crimes Against Society				
Drug/Narcotic Violations	31	31	29	1
Drug/Narcotic Equipment Violations	14	14	4	1
Gambling - Betting/Wagering	0	0	0	0
Gambling - Operating/Promoting	0	0	0	0
Gambling - Equipment Violations	0	0	0	0
Gambling - Sports Tampering	0	0	0	0
Pornography/Obscene Material	0	0	0	0
Prostitution	0	0	0	0
Prostitution Assisting/Promoting	0	0	0	0
Purchasing Prostitution	0	0	0	0
Weapon Law Violations	3	3	1	0
Total Group A Offenses	253	181	150	16



Lookout Mountain Police Department - 2014

2013 Population Estimate	1,890
Offense Overview	
Offense Total	26
Number Cleared	2
Percent Cleared	7.69 %
Group A Crimes per 100,000 population	1,375.7
Arrest Overview	
Total Arrests	5
Adult Arrests	5
Juvenile Arrests	0
Unknown Age	0
Arrests per 100,000 population	264.6
Average number offenses/incident	1.13

Domestic Violence Victims		
Offense	Reported	Cleared
Murder	0	0
Aggravated Assault	0	0
Simple Assault	0	0
Intimidation	1	0
Stalking	0	0
Forcible Rape	0	0
Forcible Sodomy	0	0
Sexual Assault W/Object	0	0
Forcible Fondling	0	0
Incest	0	0
Statutory Rape	0	0
Kidnapping/Abduction	0	0
Total	1	0

TIBRS Group B Arrests		
Offense	Adult	Juvenile
Bad Checks	0	0
Curfew/Vagrancy	0	0
Disorderly Conduct	0	0
DUI	2	0
Drunkenness	0	0
Family-Non Violent	0	0
Liquor Law Violations	1	0
Peeping Tom	0	0
Trespass	0	0
All Other Offenses	2	0
Total Group B	5	0

TIBRS Group A Offenses	Offenses		Arrests	
	Reported	Cleared	Adult	Juvenile
Crimes Against Persons				
Murder	0	0	0	0
Negligent Manslaughter	0	0	0	0
Kidnapping/Abduction	0	0	0	0
Forcible Rape	0	0	0	0
Forcible Sodomy	0	0	0	0
Sexual Assault W/Object	0	0	0	0
Forcible Fondling	0	0	0	0
Incest	0	0	0	0
Statutory Rape	0	0	0	0
Aggravated Assault	0	0	0	0
Simple Assault	0	0	0	0
Intimidation	2	0	0	0
Stalking	0	0	0	0
Commercial Sex Acts	0	0	0	0
Involuntary Servitude	0	0	0	0
Crimes Against Property				
Arson	0	0	0	0
Bribery	0	0	0	0
Burglary	2	1	0	0
Counterfeiting/Forgery	0	0	0	0
Destruction/Damage/Vandalism	3	0	0	0
Embezzlement	0	0	0	0
Extortion/Blackmail	0	0	0	0
Fraud - False Pretenses	1	0	0	0
Fraud - Credit Card/ATM	0	0	0	0
Fraud - Impersonation	0	0	0	0
Fraud - Welfare	0	0	0	0
Fraud - Wire	0	0	0	0
Motor Vehicle Theft	2	0	0	0
Robbery	0	0	0	0
Stolen Property Offenses	0	0	0	0
Theft - Pocket-picking	0	0	0	0
Theft - Purse Snatching	0	0	0	0
Theft - Shoplifting	0	0	0	0
Theft From Building	6	0	0	0
Theft From Coin Machine	0	0	0	0
Theft From Motor Vehicle	6	0	0	0
Theft of Motor Vehicle Parts	0	0	0	0
Theft - All Other Larceny	3	0	0	0
Crimes Against Society				
Drug/Narcotic Violations	0	0	0	0
Drug/Narcotic Equipment Violations	1	1	0	0
Gambling - Betting/Wagering	0	0	0	0
Gambling - Operating/Promoting	0	0	0	0
Gambling - Equipment Violations	0	0	0	0
Gambling - Sports Tampering	0	0	0	0
Pornography/Obscene Material	0	0	0	0
Prostitution	0	0	0	0
Prostitution Assisting/Promoting	0	0	0	0
Purchasing Prostitution	0	0	0	0
Weapon Law Violations	0	0	0	0
Total Group A Offenses	26	2	0	0



Loretto Police Department - 2014

2013 Population Estimate	1,723
Offense Overview	
Offense Total	48
Number Cleared	9
Percent Cleared	18.75 %
Group A Crimes per 100,000 population	2,785.8
Arrest Overview	
Total Arrests	11
Adult Arrests	10
Juvenile Arrests	1
Unknown Age	0
Arrests per 100,000 population	638.4
Average number offenses/incident	1.12

Domestic Violence Victims		
Offense	Reported	Cleared
Murder	0	0
Aggravated Assault	2	1
Simple Assault	7	4
Intimidation	0	0
Stalking	0	0
Forcible Rape	0	0
Forcible Sodomy	0	0
Sexual Assault W/Object	0	0
Forcible Fondling	0	0
Incest	0	0
Statutory Rape	0	0
Kidnapping/Abduction	0	0
Total	9	5

TIBRS Group B Arrests		
Offense	Adult	Juvenile
Bad Checks	0	0
Curfew/Vagrancy	0	0
Disorderly Conduct	0	0
DUI	3	0
Drunkenness	0	0
Family-Non Violent	0	0
Liquor Law Violations	0	0
Peeping Tom	0	0
Trespass	0	0
All Other Offenses	0	0
Total Group B	3	0

TIBRS Group A Offenses	Offenses		Arrests	
	Reported	Cleared	Adult	Juvenile
Crimes Against Persons				
Murder	0	0	0	0
Negligent Manslaughter	0	0	0	0
Kidnapping/Abduction	0	0	0	0
Forcible Rape	0	0	0	0
Forcible Sodomy	0	0	0	0
Sexual Assault W/Object	0	0	0	0
Forcible Fondling	0	0	0	0
Incest	0	0	0	0
Statutory Rape	0	0	0	0
Aggravated Assault	4	2	2	0
Simple Assault	12	5	4	1
Intimidation	0	0	0	0
Stalking	0	0	0	0
Commercial Sex Acts	0	0	0	0
Involuntary Servitude	0	0	0	0
Crimes Against Property				
Arson	0	0	0	0
Bribery	0	0	0	0
Burglary	5	0	0	0
Counterfeiting/Forgery	0	0	0	0
Destruction/Damage/Vandalism	11	1	0	0
Embezzlement	0	0	0	0
Extortion/Blackmail	0	0	0	0
Fraud - False Pretenses	1	0	0	0
Fraud - Credit Card/ATM	0	0	0	0
Fraud - Impersonation	0	0	0	0
Fraud - Welfare	0	0	0	0
Fraud - Wire	0	0	0	0
Motor Vehicle Theft	1	0	0	0
Robbery	1	1	1	0
Stolen Property Offenses	0	0	0	0
Theft - Pocket-picking	0	0	0	0
Theft - Purse Snatching	0	0	0	0
Theft - Shoplifting	2	0	0	0
Theft From Building	6	0	0	0
Theft From Coin Machine	0	0	0	0
Theft From Motor Vehicle	1	0	0	0
Theft of Motor Vehicle Parts	0	0	0	0
Theft - All Other Larceny	4	0	0	0
Crimes Against Society				
Drug/Narcotic Violations	0	0	0	0
Drug/Narcotic Equipment Violations	0	0	0	0
Gambling - Betting/Wagering	0	0	0	0
Gambling - Operating/Promoting	0	0	0	0
Gambling - Equipment Violations	0	0	0	0
Gambling - Sports Tampering	0	0	0	0
Pornography/Obscene Material	0	0	0	0
Prostitution	0	0	0	0
Prostitution Assisting/Promoting	0	0	0	0
Purchasing Prostitution	0	0	0	0
Weapon Law Violations	0	0	0	0
Total Group A Offenses	48	9	7	1



Loudon Police Department - 2014

2013 Population Estimate	5,705
Offense Overview	
Offense Total	161
Number Cleared	64
Percent Cleared	39.75 %
Group A Crimes per 100,000 population	2,822.1
Arrest Overview	
Total Arrests	108
Adult Arrests	105
Juvenile Arrests	3
Unknown Age	0
Arrests per 100,000 population	1,893.1
Average number offenses/incident	1.02

Domestic Violence Victims		
Offense	Reported	Cleared
Murder	0	0
Aggravated Assault	1	1
Simple Assault	14	14
Intimidation	6	1
Stalking	0	0
Forcible Rape	0	0
Forcible Sodomy	0	0
Sexual Assault W/Object	0	0
Forcible Fondling	0	0
Incest	0	0
Statutory Rape	0	0
Kidnapping/Abduction	0	0
Total	21	16

TIBRS Group B Arrests		
Offense	Adult	Juvenile
Bad Checks	0	0
Curfew/Vagrancy	0	0
Disorderly Conduct	2	0
DUI	18	0
Drunkenness	25	1
Family-Non Violent	0	0
Liquor Law Violations	0	0
Peeping Tom	0	0
Trespass	0	0
All Other Offenses	0	0
Total Group B	45	1

TIBRS Group A Offenses	Offenses		Arrests	
	Reported	Cleared	Adult	Juvenile
Crimes Against Persons				
Murder	0	0	0	0
Negligent Manslaughter	0	0	0	0
Kidnapping/Abduction	0	0	0	0
Forcible Rape	0	0	0	0
Forcible Sodomy	0	0	0	0
Sexual Assault W/Object	0	0	0	0
Forcible Fondling	1	1	1	0
Incest	0	0	0	0
Statutory Rape	0	0	0	0
Aggravated Assault	5	5	5	0
Simple Assault	22	15	14	1
Intimidation	18	1	1	0
Stalking	0	0	0	0
Commercial Sex Acts	0	0	0	0
Involuntary Servitude	0	0	0	0
Crimes Against Property				
Arson	0	0	0	0
Bribery	0	0	0	0
Burglary	5	2	2	0
Counterfeiting/Forgery	6	4	4	0
Destruction/Damage/Vandalism	22	1	2	0
Embezzlement	0	0	0	0
Extortion/Blackmail	0	0	0	0
Fraud - False Pretenses	2	0	0	0
Fraud - Credit Card/ATM	2	1	1	0
Fraud - Impersonation	2	1	1	0
Fraud - Welfare	0	0	0	0
Fraud - Wire	0	0	0	0
Motor Vehicle Theft	2	2	1	0
Robbery	1	1	0	0
Stolen Property Offenses	0	0	0	0
Theft - Pocket-picking	0	0	0	0
Theft - Purse Snatching	1	1	1	0
Theft - Shoplifting	9	7	7	0
Theft From Building	36	13	11	1
Theft From Coin Machine	1	0	0	0
Theft From Motor Vehicle	12	2	2	0
Theft of Motor Vehicle Parts	1	0	0	0
Theft - All Other Larceny	7	1	1	0
Crimes Against Society				
Drug/Narcotic Violations	5	5	5	0
Drug/Narcotic Equipment Violations	1	1	1	0
Gambling - Betting/Wagering	0	0	0	0
Gambling - Operating/Promoting	0	0	0	0
Gambling - Equipment Violations	0	0	0	0
Gambling - Sports Tampering	0	0	0	0
Pornography/Obscene Material	0	0	0	0
Prostitution	0	0	0	0
Prostitution Assisting/Promoting	0	0	0	0
Purchasing Prostitution	0	0	0	0
Weapon Law Violations	0	0	0	0
Total Group A Offenses	161	64	60	2



Madisonville Police Department - 2014

2013 Population Estimate	4,759
Offense Overview	
Offense Total	580
Number Cleared	180
Percent Cleared	31.03 %
Group A Crimes per 100,000 population	12,187.4
Arrest Overview	
Total Arrests	270
Adult Arrests	267
Juvenile Arrests	3
Unknown Age	0
Arrests per 100,000 population	5,673.5
Average number offenses/incident	1.12

Domestic Violence Victims		
Offense	Reported	Cleared
Murder	0	0
Aggravated Assault	5	3
Simple Assault	30	11
Intimidation	18	4
Stalking	0	0
Forcible Rape	0	0
Forcible Sodomy	0	0
Sexual Assault W/Object	0	0
Forcible Fondling	1	0
Incest	0	0
Statutory Rape	0	0
Kidnapping/Abduction	0	0
Total	54	18

TIBRS Group B Arrests		
Offense	Adult	Juvenile
Bad Checks	1	0
Curfew/Vagrancy	0	0
Disorderly Conduct	5	0
DUI	20	0
Drunkenness	38	0
Family-Non Violent	1	0
Liquor Law Violations	5	1
Peeping Tom	0	0
Trespass	0	0
All Other Offenses	26	0
Total Group B	96	1

TIBRS Group A Offenses	Offenses		Arrests	
	Reported	Cleared	Adult	Juvenile
Crimes Against Persons				
Murder	0	0	0	0
Negligent Manslaughter	0	0	0	0
Kidnapping/Abduction	1	1	1	0
Forcible Rape	0	0	0	0
Forcible Sodomy	0	0	0	0
Sexual Assault W/Object	0	0	0	0
Forcible Fondling	1	0	0	0
Incest	0	0	0	0
Statutory Rape	0	0	0	0
Aggravated Assault	21	12	11	0
Simple Assault	62	19	17	1
Intimidation	78	5	4	1
Stalking	1	0	0	0
Commercial Sex Acts	0	0	0	0
Involuntary Servitude	0	0	0	0
Crimes Against Property				
Arson	1	0	0	0
Bribery	0	0	0	0
Burglary	39	6	4	0
Counterfeiting/Forgery	14	3	3	0
Destruction/Damage/Vandalism	52	6	5	0
Embezzlement	1	1	1	0
Extortion/Blackmail	0	0	0	0
Fraud - False Pretenses	8	0	0	0
Fraud - Credit Card/ATM	19	5	6	0
Fraud - Impersonation	5	3	3	0
Fraud - Welfare	0	0	0	0
Fraud - Wire	1	0	0	0
Motor Vehicle Theft	25	6	5	0
Robbery	2	1	1	0
Stolen Property Offenses	0	0	0	0
Theft - Pocket-picking	1	0	0	0
Theft - Purse Snatching	1	0	0	0
Theft - Shoplifting	50	38	42	0
Theft From Building	38	6	7	0
Theft From Coin Machine	4	0	0	0
Theft From Motor Vehicle	20	0	0	0
Theft of Motor Vehicle Parts	6	0	0	0
Theft - All Other Larceny	68	12	10	0
Crimes Against Society				
Drug/Narcotic Violations	38	35	43	0
Drug/Narcotic Equipment Violations	21	19	7	0
Gambling - Betting/Wagering	0	0	0	0
Gambling - Operating/Promoting	0	0	0	0
Gambling - Equipment Violations	0	0	0	0
Gambling - Sports Tampering	0	0	0	0
Pornography/Obscene Material	0	0	0	0
Prostitution	0	0	0	0
Prostitution Assisting/Promoting	0	0	0	0
Purchasing Prostitution	0	0	0	0
Weapon Law Violations	2	2	1	0
Total Group A Offenses	580	180	171	2



Manchester Police Department - 2014

2013 Population Estimate	10,261
Offense Overview	
Offense Total	1,648
Number Cleared	804
Percent Cleared	48.79 %
Group A Crimes per 100,000 population	16,060.8
Arrest Overview	
Total Arrests	892
Adult Arrests	847
Juvenile Arrests	45
Unknown Age	0
Arrests per 100,000 population	8,693.1
Average number offenses/incident	1.21

Domestic Violence Victims		
Offense	Reported	Cleared
Murder	0	0
Aggravated Assault	25	17
Simple Assault	136	57
Intimidation	30	3
Stalking	2	1
Forcible Rape	0	0
Forcible Sodomy	0	0
Sexual Assault W/Object	1	0
Forcible Fondling	0	0
Incest	0	0
Statutory Rape	0	0
Kidnapping/Abduction	2	1
Total	196	79

TIBRS Group B Arrests		
Offense	Adult	Juvenile
Bad Checks	0	0
Curfew/Vagrancy	0	4
Disorderly Conduct	27	3
DUI	53	0
Drunkenness	85	0
Family-Non Violent	1	0
Liquor Law Violations	2	1
Peeping Tom	0	0
Trespass	9	2
All Other Offenses	32	3
Total Group B	209	13

TIBRS Group A Offenses	Offenses		Arrests	
	Reported	Cleared	Adult	Juvenile
Crimes Against Persons				
Murder	1	1	1	0
Negligent Manslaughter	0	0	0	0
Kidnapping/Abduction	4	1	1	0
Forcible Rape	1	0	0	0
Forcible Sodomy	0	0	0	0
Sexual Assault W/Object	1	0	0	0
Forcible Fondling	2	1	1	0
Incest	0	0	0	0
Statutory Rape	2	2	1	0
Aggravated Assault	66	33	24	1
Simple Assault	232	92	52	4
Intimidation	103	18	3	0
Stalking	4	3	3	0
Commercial Sex Acts	0	0	0	0
Involuntary Servitude	0	0	0	0
Crimes Against Property				
Arson	2	1	0	0
Bribery	0	0	0	0
Burglary	77	14	12	1
Counterfeiting/Forgery	37	17	18	0
Destruction/Damage/Vandalism	156	28	10	6
Embezzlement	8	8	5	0
Extortion/Blackmail	1	1	0	0
Fraud - False Pretenses	69	40	15	0
Fraud - Credit Card/ATM	44	6	6	0
Fraud - Impersonation	7	5	4	0
Fraud - Welfare	0	0	0	0
Fraud - Wire	1	0	0	0
Motor Vehicle Theft	21	8	5	0
Robbery	8	2	1	0
Stolen Property Offenses	3	3	5	0
Theft - Pocket-picking	2	0	0	0
Theft - Purse Snatching	0	0	0	0
Theft - Shoplifting	154	129	147	11
Theft From Building	90	20	22	2
Theft From Coin Machine	1	0	0	0
Theft From Motor Vehicle	96	23	18	0
Theft of Motor Vehicle Parts	20	2	1	0
Theft - All Other Larceny	85	9	16	2
Crimes Against Society				
Drug/Narcotic Violations	256	249	244	5
Drug/Narcotic Equipment Violations	81	75	16	0
Gambling - Betting/Wagering	0	0	0	0
Gambling - Operating/Promoting	2	2	4	0
Gambling - Equipment Violations	2	2	0	0
Gambling - Sports Tampering	0	0	0	0
Pornography/Obscene Material	1	1	1	0
Prostitution	0	0	0	0
Prostitution Assisting/Promoting	0	0	0	0
Purchasing Prostitution	0	0	0	0
Weapon Law Violations	8	8	2	0
Total Group A Offenses	1,648	804	638	32



Martin Police Department - 2014

2013 Population Estimate	11,359
Offense Overview	
Offense Total	642
Number Cleared	290
Percent Cleared	45.17 %
Group A Crimes per 100,000 population	5,651.9
Arrest Overview	
Total Arrests	489
Adult Arrests	469
Juvenile Arrests	20
Unknown Age	0
Arrests per 100,000 population	4,305.0
Average number offenses/incident	1.13

Domestic Violence Victims		
Offense	Reported	Cleared
Murder	0	0
Aggravated Assault	6	6
Simple Assault	58	40
Intimidation	12	10
Stalking	0	0
Forcible Rape	0	0
Forcible Sodomy	0	0
Sexual Assault W/Object	0	0
Forcible Fondling	0	0
Incest	0	0
Statutory Rape	0	0
Kidnapping/Abduction	0	0
Total	76	56

TIBRS Group B Arrests		
Offense	Adult	Juvenile
Bad Checks	0	0
Curfew/Vagrancy	0	0
Disorderly Conduct	4	0
DUI	56	1
Drunkenness	56	0
Family-Non Violent	0	0
Liquor Law Violations	94	4
Peeping Tom	0	0
Trespass	3	0
All Other Offenses	5	0
Total Group B	218	5

TIBRS Group A Offenses	Offenses		Arrests	
	Reported	Cleared	Adult	Juvenile
Crimes Against Persons				
Murder	0	0	0	0
Negligent Manslaughter	0	0	0	0
Kidnapping/Abduction	1	1	0	0
Forcible Rape	0	0	0	0
Forcible Sodomy	0	0	0	0
Sexual Assault W/Object	0	0	0	0
Forcible Fondling	5	3	1	1
Incest	0	0	0	0
Statutory Rape	0	0	0	0
Aggravated Assault	25	18	13	1
Simple Assault	116	54	47	4
Intimidation	43	14	11	0
Stalking	2	0	0	0
Commercial Sex Acts	0	0	0	0
Involuntary Servitude	0	0	0	0
Crimes Against Property				
Arson	0	0	0	0
Bribery	0	0	0	0
Burglary	39	10	9	0
Counterfeiting/Forgery	5	0	0	0
Destruction/Damage/Vandalism	58	9	6	0
Embezzlement	6	5	5	0
Extortion/Blackmail	0	0	0	0
Fraud - False Pretenses	11	6	7	0
Fraud - Credit Card/ATM	4	2	2	0
Fraud - Impersonation	12	3	1	0
Fraud - Welfare	0	0	0	0
Fraud - Wire	0	0	0	0
Motor Vehicle Theft	5	2	1	1
Robbery	4	1	2	2
Stolen Property Offenses	1	0	0	0
Theft - Pocket-picking	0	0	0	0
Theft - Purse Snatching	0	0	0	0
Theft - Shoplifting	57	47	54	2
Theft From Building	32	3	4	0
Theft From Coin Machine	0	0	0	0
Theft From Motor Vehicle	25	3	2	0
Theft of Motor Vehicle Parts	0	0	0	0
Theft - All Other Larceny	90	8	9	0
Crimes Against Society				
Drug/Narcotic Violations	65	65	64	4
Drug/Narcotic Equipment Violations	25	25	7	0
Gambling - Betting/Wagering	0	0	0	0
Gambling - Operating/Promoting	0	0	0	0
Gambling - Equipment Violations	0	0	0	0
Gambling - Sports Tampering	0	0	0	0
Pornography/Obscene Material	1	1	1	0
Prostitution	0	0	0	0
Prostitution Assisting/Promoting	0	0	0	0
Purchasing Prostitution	0	0	0	0
Weapon Law Violations	10	10	5	0
Total Group A Offenses	642	290	251	15



Maryville Police Department - 2014

2013 Population Estimate	27,992
Offense Overview	
Offense Total	1,358
Number Cleared	781
Percent Cleared	57.51 %
Group A Crimes per 100,000 population	4,851.4
Arrest Overview	
Total Arrests	944
Adult Arrests	844
Juvenile Arrests	100
Unknown Age	0
Arrests per 100,000 population	3,372.4
Average number offenses/incident	1.13

Domestic Violence Victims		
Offense	Reported	Cleared
Murder	0	0
Aggravated Assault	9	9
Simple Assault	134	96
Intimidation	10	4
Stalking	1	1
Forcible Rape	2	2
Forcible Sodomy	0	0
Sexual Assault W/Object	0	0
Forcible Fondling	4	4
Incest	0	0
Statutory Rape	2	2
Kidnapping/Abduction	0	0
Total	162	118

TIBRS Group B Arrests		
Offense	Adult	Juvenile
Bad Checks	0	0
Curfew/Vagrancy	0	0
Disorderly Conduct	5	1
DUI	74	0
Drunkenness	68	0
Family-Non Violent	0	0
Liquor Law Violations	19	1
Peeping Tom	0	0
Trespass	1	2
All Other Offenses	153	40
Total Group B	320	44

TIBRS Group A Offenses	Offenses		Arrests	
	Reported	Cleared	Adult	Juvenile
Crimes Against Persons				
Murder	0	0	0	0
Negligent Manslaughter	0	0	0	0
Kidnapping/Abduction	0	0	0	0
Forcible Rape	4	4	0	0
Forcible Sodomy	0	0	0	0
Sexual Assault W/Object	0	0	0	0
Forcible Fondling	8	8	2	0
Incest	0	0	0	0
Statutory Rape	2	2	2	0
Aggravated Assault	31	24	15	5
Simple Assault	199	129	49	5
Intimidation	18	12	4	1
Stalking	1	1	1	0
Commercial Sex Acts	0	0	0	0
Involuntary Servitude	0	0	0	0
Crimes Against Property				
Arson	2	1	1	0
Bribery	0	0	0	0
Burglary	74	17	7	0
Counterfeiting/Forgery	40	20	9	0
Destruction/Damage/Vandalism	143	52	10	9
Embezzlement	17	13	11	0
Extortion/Blackmail	0	0	0	0
Fraud - False Pretenses	54	41	17	1
Fraud - Credit Card/ATM	37	17	12	0
Fraud - Impersonation	5	4	2	0
Fraud - Welfare	0	0	0	0
Fraud - Wire	0	0	0	0
Motor Vehicle Theft	30	13	7	0
Robbery	3	1	1	0
Stolen Property Offenses	0	0	0	0
Theft - Pocket-picking	0	0	0	0
Theft - Purse Snatching	0	0	0	0
Theft - Shoplifting	305	245	244	25
Theft From Building	106	33	24	1
Theft From Coin Machine	1	0	0	0
Theft From Motor Vehicle	73	12	12	0
Theft of Motor Vehicle Parts	23	4	4	0
Theft - All Other Larceny	55	11	3	0
Crimes Against Society				
Drug/Narcotic Violations	62	56	56	8
Drug/Narcotic Equipment Violations	55	51	24	0
Gambling - Betting/Wagering	0	0	0	0
Gambling - Operating/Promoting	0	0	0	0
Gambling - Equipment Violations	0	0	0	0
Gambling - Sports Tampering	0	0	0	0
Pornography/Obscene Material	3	3	2	0
Prostitution	0	0	0	0
Prostitution Assisting/Promoting	0	0	0	0
Purchasing Prostitution	0	0	0	0
Weapon Law Violations	7	7	5	1
Total Group A Offenses	1,358	781	524	56



Mason Police Department - 2014

2013 Population Estimate	1,608
Offense Overview	
Offense Total	121
Number Cleared	34
Percent Cleared	28.10 %
Group A Crimes per 100,000 population	7,524.9
Arrest Overview	
Total Arrests	61
Adult Arrests	58
Juvenile Arrests	3
Unknown Age	0
Arrests per 100,000 population	3,793.5
Average number offenses/incident	1.23

Domestic Violence Victims		
Offense	Reported	Cleared
Murder	0	0
Aggravated Assault	4	0
Simple Assault	10	7
Intimidation	3	0
Stalking	0	0
Forcible Rape	0	0
Forcible Sodomy	0	0
Sexual Assault W/Object	0	0
Forcible Fondling	0	0
Incest	0	0
Statutory Rape	0	0
Kidnapping/Abduction	0	0
Total	17	7

TIBRS Group B Arrests		
Offense	Adult	Juvenile
Bad Checks	0	0
Curfew/Vagrancy	0	0
Disorderly Conduct	4	0
DUI	7	0
Drunkenness	2	0
Family-Non Violent	0	0
Liquor Law Violations	0	0
Peeping Tom	0	0
Trespass	2	1
All Other Offenses	13	0
Total Group B	28	1

TIBRS Group A Offenses	Offenses		Arrests	
	Reported	Cleared	Adult	Juvenile
Crimes Against Persons				
Murder	0	0	0	0
Negligent Manslaughter	0	0	0	0
Kidnapping/Abduction	0	0	0	0
Forcible Rape	0	0	0	0
Forcible Sodomy	1	0	0	0
Sexual Assault W/Object	0	0	0	0
Forcible Fondling	1	0	0	0
Incest	0	0	0	0
Statutory Rape	0	0	0	0
Aggravated Assault	11	4	4	0
Simple Assault	25	10	10	0
Intimidation	10	0	0	0
Stalking	0	0	0	0
Commercial Sex Acts	0	0	0	0
Involuntary Servitude	0	0	0	0
Crimes Against Property				
Arson	0	0	0	0
Bribery	0	0	0	0
Burglary	10	0	0	0
Counterfeiting/Forgery	4	0	0	0
Destruction/Damage/Vandalism	9	2	1	0
Embezzlement	0	0	0	0
Extortion/Blackmail	0	0	0	0
Fraud - False Pretenses	0	0	0	0
Fraud - Credit Card/ATM	1	0	0	0
Fraud - Impersonation	2	0	0	0
Fraud - Welfare	0	0	0	0
Fraud - Wire	0	0	0	0
Motor Vehicle Theft	7	0	0	0
Robbery	2	0	0	0
Stolen Property Offenses	0	0	0	0
Theft - Pocket-picking	0	0	0	0
Theft - Purse Snatching	0	0	0	0
Theft - Shoplifting	0	0	0	0
Theft From Building	0	0	0	0
Theft From Coin Machine	0	0	0	0
Theft From Motor Vehicle	3	0	0	0
Theft of Motor Vehicle Parts	1	0	0	0
Theft - All Other Larceny	9	0	0	0
Crimes Against Society				
Drug/Narcotic Violations	17	13	12	2
Drug/Narcotic Equipment Violations	4	2	1	0
Gambling - Betting/Wagering	0	0	0	0
Gambling - Operating/Promoting	0	0	0	0
Gambling - Equipment Violations	0	0	0	0
Gambling - Sports Tampering	0	0	0	0
Pornography/Obscene Material	0	0	0	0
Prostitution	0	0	0	0
Prostitution Assisting/Promoting	0	0	0	0
Purchasing Prostitution	0	0	0	0
Weapon Law Violations	4	3	2	0
Total Group A Offenses	121	34	30	2



Maury City Police Department - 2014

2013 Population Estimate	672
Offense Overview	
Offense Total	37
Number Cleared	10
Percent Cleared	27.03 %
Group A Crimes per 100,000 population	5,506.0
Arrest Overview	
Total Arrests	24
Adult Arrests	21
Juvenile Arrests	3
Unknown Age	0
Arrests per 100,000 population	3,571.4
Average number offenses/incident	1.03

Domestic Violence Victims		
Offense	Reported	Cleared
Murder	0	0
Aggravated Assault	1	1
Simple Assault	2	2
Intimidation	1	1
Stalking	0	0
Forcible Rape	0	0
Forcible Sodomy	0	0
Sexual Assault W/Object	1	1
Forcible Fondling	0	0
Incest	0	0
Statutory Rape	0	0
Kidnapping/Abduction	0	0
Total	5	5

TIBRS Group B Arrests		
Offense	Adult	Juvenile
Bad Checks	0	0
Curfew/Vagrancy	0	0
Disorderly Conduct	0	1
DUI	7	0
Drunkenness	1	1
Family-Non Violent	0	0
Liquor Law Violations	0	0
Peeping Tom	0	0
Trespass	0	0
All Other Offenses	2	1
Total Group B	10	3

TIBRS Group A Offenses	Offenses		Arrests	
	Reported	Cleared	Adult	Juvenile
Crimes Against Persons				
Murder	0	0	0	0
Negligent Manslaughter	0	0	0	0
Kidnapping/Abduction	0	0	0	0
Forcible Rape	1	0	0	0
Forcible Sodomy	0	0	0	0
Sexual Assault W/Object	1	1	1	0
Forcible Fondling	0	0	0	0
Incest	0	0	0	0
Statutory Rape	0	0	0	0
Aggravated Assault	3	2	2	0
Simple Assault	7	2	2	0
Intimidation	4	1	1	0
Stalking	1	0	0	0
Commercial Sex Acts	0	0	0	0
Involuntary Servitude	0	0	0	0
Crimes Against Property				
Arson	0	0	0	0
Bribery	0	0	0	0
Burglary	4	2	2	0
Counterfeiting/Forgery	0	0	0	0
Destruction/Damage/Vandalism	5	0	0	0
Embezzlement	0	0	0	0
Extortion/Blackmail	0	0	0	0
Fraud - False Pretenses	1	0	0	0
Fraud - Credit Card/ATM	1	0	0	0
Fraud - Impersonation	0	0	0	0
Fraud - Welfare	0	0	0	0
Fraud - Wire	0	0	0	0
Motor Vehicle Theft	1	0	0	0
Robbery	0	0	0	0
Stolen Property Offenses	0	0	0	0
Theft - Pocket-picking	0	0	0	0
Theft - Purse Snatching	0	0	0	0
Theft - Shoplifting	0	0	0	0
Theft From Building	3	1	2	0
Theft From Coin Machine	0	0	0	0
Theft From Motor Vehicle	3	0	0	0
Theft of Motor Vehicle Parts	0	0	0	0
Theft - All Other Larceny	1	0	0	0
Crimes Against Society				
Drug/Narcotic Violations	1	1	1	0
Drug/Narcotic Equipment Violations	0	0	0	0
Gambling - Betting/Wagering	0	0	0	0
Gambling - Operating/Promoting	0	0	0	0
Gambling - Equipment Violations	0	0	0	0
Gambling - Sports Tampering	0	0	0	0
Pornography/Obscene Material	0	0	0	0
Prostitution	0	0	0	0
Prostitution Assisting/Promoting	0	0	0	0
Purchasing Prostitution	0	0	0	0
Weapon Law Violations	0	0	0	0
Total Group A Offenses	37	10	11	0



Maynardville Police Department - 2014

2013 Population Estimate	2,375
Offense Overview	
Offense Total	279
Number Cleared	187
Percent Cleared	67.03 %
Group A Crimes per 100,000 population	11,747.4
Arrest Overview	
Total Arrests	502
Adult Arrests	490
Juvenile Arrests	12
Unknown Age	0
Arrests per 100,000 population	21,136.8
Average number offenses/incident	1.14

Domestic Violence Victims		
Offense	Reported	Cleared
Murder	0	0
Aggravated Assault	2	2
Simple Assault	11	11
Intimidation	1	0
Stalking	0	0
Forcible Rape	0	0
Forcible Sodomy	0	0
Sexual Assault W/Object	0	0
Forcible Fondling	0	0
Incest	0	0
Statutory Rape	0	0
Kidnapping/Abduction	0	0
Total	14	13

TIBRS Group B Arrests		
Offense	Adult	Juvenile
Bad Checks	12	0
Curfew/Vagrancy	0	0
Disorderly Conduct	2	1
DUI	41	0
Drunkenness	26	0
Family-Non Violent	18	0
Liquor Law Violations	22	4
Peeping Tom	0	0
Trespass	2	0
All Other Offenses	208	3
Total Group B	331	8

TIBRS Group A Offenses	Offenses		Arrests	
	Reported	Cleared	Adult	Juvenile
Crimes Against Persons				
Murder	0	0	0	0
Negligent Manslaughter	0	0	0	0
Kidnapping/Abduction	0	0	0	0
Forcible Rape	0	0	0	0
Forcible Sodomy	0	0	0	0
Sexual Assault W/Object	0	0	0	0
Forcible Fondling	0	0	0	0
Incest	0	0	0	0
Statutory Rape	2	1	1	0
Aggravated Assault	8	7	5	1
Simple Assault	17	16	14	2
Intimidation	6	0	0	0
Stalking	0	0	0	0
Commercial Sex Acts	0	0	0	0
Involuntary Servitude	0	0	0	0
Crimes Against Property				
Arson	0	0	0	0
Bribery	0	0	0	0
Burglary	23	7	7	0
Counterfeiting/Forgery	8	6	6	0
Destruction/Damage/Vandalism	18	11	8	0
Embezzlement	4	3	3	0
Extortion/Blackmail	0	0	0	0
Fraud - False Pretenses	11	6	6	0
Fraud - Credit Card/ATM	0	0	0	0
Fraud - Impersonation	3	3	3	0
Fraud - Welfare	0	0	0	0
Fraud - Wire	0	0	0	0
Motor Vehicle Theft	12	5	1	1
Robbery	0	0	0	0
Stolen Property Offenses	1	1	2	0
Theft - Pocket-picking	0	0	0	0
Theft - Purse Snatching	0	0	0	0
Theft - Shoplifting	17	17	18	0
Theft From Building	31	8	8	0
Theft From Coin Machine	0	0	0	0
Theft From Motor Vehicle	10	3	1	0
Theft of Motor Vehicle Parts	9	0	0	0
Theft - All Other Larceny	7	2	2	0
Crimes Against Society				
Drug/Narcotic Violations	54	54	56	0
Drug/Narcotic Equipment Violations	33	33	15	0
Gambling - Betting/Wagering	0	0	0	0
Gambling - Operating/Promoting	0	0	0	0
Gambling - Equipment Violations	0	0	0	0
Gambling - Sports Tampering	0	0	0	0
Pornography/Obscene Material	1	0	0	0
Prostitution	0	0	0	0
Prostitution Assisting/Promoting	0	0	0	0
Purchasing Prostitution	0	0	0	0
Weapon Law Violations	4	4	3	0
Total Group A Offenses	279	187	159	4



McEwen Police Department - 2014

2013 Population Estimate	1,706
Offense Overview	
Offense Total	95
Number Cleared	46
Percent Cleared	48.42 %
Group A Crimes per 100,000 population	5,568.6
Arrest Overview	
Total Arrests	135
Adult Arrests	131
Juvenile Arrests	4
Unknown Age	0
Arrests per 100,000 population	7,913.2
Average number offenses/incident	1.17

Domestic Violence Victims		
Offense	Reported	Cleared
Murder	0	0
Aggravated Assault	3	3
Simple Assault	9	9
Intimidation	2	2
Stalking	0	0
Forcible Rape	0	0
Forcible Sodomy	0	0
Sexual Assault W/Object	0	0
Forcible Fondling	0	0
Incest	0	0
Statutory Rape	0	0
Kidnapping/Abduction	0	0
Total	14	14

TIBRS Group B Arrests		
Offense	Adult	Juvenile
Bad Checks	29	0
Curfew/Vagrancy	0	0
Disorderly Conduct	2	0
DUI	4	0
Drunkenness	4	0
Family-Non Violent	0	0
Liquor Law Violations	7	0
Peeping Tom	0	0
Trespass	0	3
All Other Offenses	44	0
Total Group B	90	3

TIBRS Group A Offenses	Offenses		Arrests	
	Reported	Cleared	Adult	Juvenile
Crimes Against Persons				
Murder	0	0	0	0
Negligent Manslaughter	0	0	0	0
Kidnapping/Abduction	0	0	0	0
Forcible Rape	0	0	0	0
Forcible Sodomy	0	0	0	0
Sexual Assault W/Object	0	0	0	0
Forcible Fondling	0	0	0	0
Incest	0	0	0	0
Statutory Rape	0	0	0	0
Aggravated Assault	5	5	5	0
Simple Assault	12	9	8	0
Intimidation	4	3	4	0
Stalking	0	0	0	0
Commercial Sex Acts	0	0	0	0
Involuntary Servitude	0	0	0	0
Crimes Against Property				
Arson	0	0	0	0
Bribery	0	0	0	0
Burglary	4	0	0	0
Counterfeiting/Forgery	4	0	0	0
Destruction/Damage/Vandalism	12	2	0	1
Embezzlement	0	0	0	0
Extortion/Blackmail	0	0	0	0
Fraud - False Pretenses	2	0	0	0
Fraud - Credit Card/ATM	7	2	4	0
Fraud - Impersonation	1	0	0	0
Fraud - Welfare	0	0	0	0
Fraud - Wire	0	0	0	0
Motor Vehicle Theft	1	1	1	0
Robbery	0	0	0	0
Stolen Property Offenses	0	0	0	0
Theft - Pocket-picking	0	0	0	0
Theft - Purse Snatching	0	0	0	0
Theft - Shoplifting	2	1	1	0
Theft From Building	0	0	0	0
Theft From Coin Machine	0	0	0	0
Theft From Motor Vehicle	4	1	2	0
Theft of Motor Vehicle Parts	1	1	1	0
Theft - All Other Larceny	17	3	5	0
Crimes Against Society				
Drug/Narcotic Violations	9	9	8	0
Drug/Narcotic Equipment Violations	8	8	2	0
Gambling - Betting/Wagering	0	0	0	0
Gambling - Operating/Promoting	0	0	0	0
Gambling - Equipment Violations	0	0	0	0
Gambling - Sports Tampering	0	0	0	0
Pornography/Obscene Material	1	0	0	0
Prostitution	0	0	0	0
Prostitution Assisting/Promoting	0	0	0	0
Purchasing Prostitution	0	0	0	0
Weapon Law Violations	1	1	0	0
Total Group A Offenses	95	46	41	1



McKenzie Police Department - 2014

2013 Population Estimate	5,578
Offense Overview	
Offense Total	458
Number Cleared	231
Percent Cleared	50.44 %
Group A Crimes per 100,000 population	8,210.8
Arrest Overview	
Total Arrests	300
Adult Arrests	269
Juvenile Arrests	31
Unknown Age	0
Arrests per 100,000 population	5,378.3
Average number offenses/incident	1.12

Domestic Violence Victims		
Offense	Reported	Cleared
Murder	0	0
Aggravated Assault	13	11
Simple Assault	44	42
Intimidation	0	0
Stalking	2	1
Forcible Rape	2	1
Forcible Sodomy	0	0
Sexual Assault W/Object	0	0
Forcible Fondling	1	0
Incest	0	0
Statutory Rape	0	0
Kidnapping/Abduction	3	3
Total	65	58

TIBRS Group B Arrests		
Offense	Adult	Juvenile
Bad Checks	0	0
Curfew/Vagrancy	0	0
Disorderly Conduct	1	0
DUI	27	0
Drunkenness	24	0
Family-Non Violent	1	0
Liquor Law Violations	2	3
Peeping Tom	0	0
Trespass	6	1
All Other Offenses	24	5
Total Group B	85	9

TIBRS Group A Offenses	Offenses		Arrests	
	Reported	Cleared	Adult	Juvenile
Crimes Against Persons				
Murder	0	0	0	0
Negligent Manslaughter	0	0	0	0
Kidnapping/Abduction	3	3	3	0
Forcible Rape	2	1	0	0
Forcible Sodomy	0	0	0	0
Sexual Assault W/Object	0	0	0	0
Forcible Fondling	1	0	0	0
Incest	0	0	0	0
Statutory Rape	0	0	0	0
Aggravated Assault	23	19	16	5
Simple Assault	65	59	53	2
Intimidation	6	2	1	0
Stalking	4	3	3	0
Commercial Sex Acts	0	0	0	0
Involuntary Servitude	0	0	0	0
Crimes Against Property				
Arson	0	0	0	0
Bribery	0	0	0	0
Burglary	58	15	13	4
Counterfeiting/Forgery	12	1	1	0
Destruction/Damage/Vandalism	44	13	5	2
Embezzlement	2	1	0	0
Extortion/Blackmail	0	0	0	0
Fraud - False Pretenses	2	0	0	0
Fraud - Credit Card/ATM	19	11	10	0
Fraud - Impersonation	0	0	0	0
Fraud - Welfare	0	0	0	0
Fraud - Wire	0	0	0	0
Motor Vehicle Theft	4	3	2	0
Robbery	3	1	1	0
Stolen Property Offenses	5	3	3	2
Theft - Pocket-picking	0	0	0	0
Theft - Purse Snatching	1	1	1	0
Theft - Shoplifting	15	12	12	0
Theft From Building	38	11	9	3
Theft From Coin Machine	0	0	0	0
Theft From Motor Vehicle	34	2	1	0
Theft of Motor Vehicle Parts	8	0	0	0
Theft - All Other Larceny	43	8	5	1
Crimes Against Society				
Drug/Narcotic Violations	37	35	37	3
Drug/Narcotic Equipment Violations	21	20	3	0
Gambling - Betting/Wagering	0	0	0	0
Gambling - Operating/Promoting	0	0	0	0
Gambling - Equipment Violations	0	0	0	0
Gambling - Sports Tampering	0	0	0	0
Pornography/Obscene Material	0	0	0	0
Prostitution	0	0	0	0
Prostitution Assisting/Promoting	0	0	0	0
Purchasing Prostitution	0	0	0	0
Weapon Law Violations	8	7	5	0
Total Group A Offenses	458	231	184	22



McMinnville Police Department - 2014

2013 Population Estimate	13,669
Offense Overview	
Offense Total	1,120
Number Cleared	452
Percent Cleared	40.36 %
Group A Crimes per 100,000 population	8,193.7
Arrest Overview	
Total Arrests	761
Adult Arrests	695
Juvenile Arrests	66
Unknown Age	0
Arrests per 100,000 population	5,567.3
Average number offenses/incident	1.08

Domestic Violence Victims		
Offense	Reported	Cleared
Murder	0	0
Aggravated Assault	64	43
Simple Assault	102	65
Intimidation	8	4
Stalking	4	2
Forcible Rape	3	1
Forcible Sodomy	0	0
Sexual Assault W/Object	0	0
Forcible Fondling	1	0
Incest	0	0
Statutory Rape	1	0
Kidnapping/Abduction	1	1
Total	184	116

TIBRS Group B Arrests		
Offense	Adult	Juvenile
Bad Checks	3	0
Curfew/Vagrancy	0	3
Disorderly Conduct	10	1
DUI	79	1
Drunkenness	42	1
Family-Non Violent	0	0
Liquor Law Violations	12	2
Peeping Tom	0	0
Trespass	6	0
All Other Offenses	199	19
Total Group B	351	27

TIBRS Group A Offenses	Offenses		Arrests	
	Reported	Cleared	Adult	Juvenile
Crimes Against Persons				
Murder	0	0	0	0
Negligent Manslaughter	0	0	0	0
Kidnapping/Abduction	2	2	3	0
Forcible Rape	9	4	2	0
Forcible Sodomy	0	0	0	0
Sexual Assault W/Object	3	1	1	0
Forcible Fondling	2	0	0	0
Incest	0	0	0	0
Statutory Rape	6	1	1	0
Aggravated Assault	105	70	52	4
Simple Assault	144	88	51	7
Intimidation	25	13	7	0
Stalking	7	3	2	0
Commercial Sex Acts	0	0	0	0
Involuntary Servitude	0	0	0	0
Crimes Against Property				
Arson	3	0	0	0
Bribery	0	0	0	0
Burglary	115	4	4	2
Counterfeiting/Forgery	25	4	3	0
Destruction/Damage/Vandalism	94	9	2	1
Embezzlement	1	0	0	0
Extortion/Blackmail	0	0	0	0
Fraud - False Pretenses	30	5	4	0
Fraud - Credit Card/ATM	16	1	1	0
Fraud - Impersonation	8	5	4	0
Fraud - Welfare	0	0	0	0
Fraud - Wire	0	0	0	0
Motor Vehicle Theft	21	4	2	1
Robbery	7	0	0	0
Stolen Property Offenses	0	0	0	0
Theft - Pocket-picking	0	0	0	0
Theft - Purse Snatching	0	0	0	0
Theft - Shoplifting	84	74	80	21
Theft From Building	207	36	23	0
Theft From Coin Machine	2	0	0	0
Theft From Motor Vehicle	22	0	0	0
Theft of Motor Vehicle Parts	13	0	0	0
Theft - All Other Larceny	1	0	0	0
Crimes Against Society				
Drug/Narcotic Violations	107	84	82	3
Drug/Narcotic Equipment Violations	50	37	15	0
Gambling - Betting/Wagering	0	0	0	0
Gambling - Operating/Promoting	0	0	0	0
Gambling - Equipment Violations	0	0	0	0
Gambling - Sports Tampering	0	0	0	0
Pornography/Obscene Material	2	0	0	0
Prostitution	0	0	0	0
Prostitution Assisting/Promoting	0	0	0	0
Purchasing Prostitution	0	0	0	0
Weapon Law Violations	9	7	5	0
Total Group A Offenses	1,120	452	344	39



Medina Police Department - 2014

2013 Population Estimate	3,955
Offense Overview	
Offense Total	127
Number Cleared	42
Percent Cleared	33.07 %
Group A Crimes per 100,000 population	3,211.1
Arrest Overview	
Total Arrests	78
Adult Arrests	39
Juvenile Arrests	39
Unknown Age	0
Arrests per 100,000 population	1,972.2
Average number offenses/incident	1.20

Domestic Violence Victims		
Offense	Reported	Cleared
Murder	0	0
Aggravated Assault	4	0
Simple Assault	10	5
Intimidation	8	1
Stalking	0	0
Forcible Rape	0	0
Forcible Sodomy	0	0
Sexual Assault W/Object	0	0
Forcible Fondling	0	0
Incest	0	0
Statutory Rape	0	0
Kidnapping/Abduction	0	0
Total	22	6

TIBRS Group B Arrests		
Offense	Adult	Juvenile
Bad Checks	0	0
Curfew/Vagrancy	0	0
Disorderly Conduct	0	0
DUI	13	0
Drunkenness	0	0
Family-Non Violent	0	0
Liquor Law Violations	4	21
Peeping Tom	0	0
Trespass	0	3
All Other Offenses	5	0
Total Group B	22	24

TIBRS Group A Offenses	Offenses		Arrests	
	Reported	Cleared	Adult	Juvenile
Crimes Against Persons				
Murder	0	0	0	0
Negligent Manslaughter	0	0	0	0
Kidnapping/Abduction	0	0	0	0
Forcible Rape	0	0	0	0
Forcible Sodomy	0	0	0	0
Sexual Assault W/Object	0	0	0	0
Forcible Fondling	0	0	0	0
Incest	0	0	0	0
Statutory Rape	0	0	0	0
Aggravated Assault	7	0	0	0
Simple Assault	14	6	3	1
Intimidation	13	1	1	0
Stalking	1	0	0	0
Commercial Sex Acts	0	0	0	0
Involuntary Servitude	0	0	0	0
Crimes Against Property				
Arson	0	0	0	0
Bribery	0	0	0	0
Burglary	8	0	0	0
Counterfeiting/Forgery	1	0	0	0
Destruction/Damage/Vandalism	16	1	1	0
Embezzlement	0	0	0	0
Extortion/Blackmail	0	0	0	0
Fraud - False Pretenses	4	0	0	0
Fraud - Credit Card/ATM	3	0	0	0
Fraud - Impersonation	0	0	0	0
Fraud - Welfare	0	0	0	0
Fraud - Wire	0	0	0	0
Motor Vehicle Theft	1	1	1	0
Robbery	1	0	0	0
Stolen Property Offenses	0	0	0	0
Theft - Pocket-picking	0	0	0	0
Theft - Purse Snatching	0	0	0	0
Theft - Shoplifting	1	1	1	0
Theft From Building	11	1	2	0
Theft From Coin Machine	0	0	0	0
Theft From Motor Vehicle	8	0	0	0
Theft of Motor Vehicle Parts	0	0	0	0
Theft - All Other Larceny	7	2	1	1
Crimes Against Society				
Drug/Narcotic Violations	16	15	7	11
Drug/Narcotic Equipment Violations	15	14	0	2
Gambling - Betting/Wagering	0	0	0	0
Gambling - Operating/Promoting	0	0	0	0
Gambling - Equipment Violations	0	0	0	0
Gambling - Sports Tampering	0	0	0	0
Pornography/Obscene Material	0	0	0	0
Prostitution	0	0	0	0
Prostitution Assisting/Promoting	0	0	0	0
Purchasing Prostitution	0	0	0	0
Weapon Law Violations	0	0	0	0
Total Group A Offenses	127	42	17	15



Memphis Police Department - 2014

2013 Population Estimate	653,450
Offense Overview	
Offense Total	102,380
Number Cleared	24,939
Percent Cleared	24.36 %
Group A Crimes per 100,000 population	15,667.6
Arrest Overview	
Total Arrests	39,584
Adult Arrests	33,717
Juvenile Arrests	5,867
Unknown Age	0
Arrests per 100,000 population	6,057.7
Average number offenses/incident	1.12

Domestic Violence Victims		
Offense	Reported	Cleared
Murder	11	5
Aggravated Assault	1,822	657
Simple Assault	12,185	4,177
Intimidation	2,699	318
Stalking	291	30
Forcible Rape	67	30
Forcible Sodomy	31	16
Sexual Assault W/Object	21	10
Forcible Fondling	71	34
Incest	0	0
Statutory Rape	14	9
Kidnapping/Abduction	234	138
Total	17,446	5,424

TIBRS Group B Arrests		
Offense	Adult	Juvenile
Bad Checks	2	0
Curfew/Vagrancy	1	319
Disorderly Conduct	2,276	591
DUI	863	1
Drunkenness	236	3
Family-Non Violent	7	0
Liquor Law Violations	1,549	12
Peeping Tom	0	0
Trespass	2,540	426
All Other Offenses	9,497	411
Total Group B	16,971	1,763

TIBRS Group A Offenses	Offenses		Arrests	
	Reported	Cleared	Adult	Juvenile
Crimes Against Persons				
Murder	145	60	53	8
Negligent Manslaughter	2	2	2	1
Kidnapping/Abduction	356	174	73	3
Forcible Rape	352	98	47	12
Forcible Sodomy	106	43	8	2
Sexual Assault W/Object	42	17	1	1
Forcible Fondling	309	131	26	11
Incest	0	0	0	0
Statutory Rape	58	29	25	1
Aggravated Assault	7,572	2,145	1,095	177
Simple Assault	19,156	6,679	3,867	1,550
Intimidation	7,823	1,166	51	7
Stalking	417	52	34	1
Commercial Sex Acts	24	8	1	0
Involuntary Servitude	4	1	2	0
Crimes Against Property				
Arson	350	31	22	15
Bribery	1	1	1	0
Burglary	11,242	867	794	348
Counterfeiting/Forgery	952	142	172	16
Destruction/Damage/Vandalism	11,843	1,591	306	218
Embezzlement	446	147	96	3
Extortion/Blackmail	14	2	2	2
Fraud - False Pretenses	929	97	62	1
Fraud - Credit Card/ATM	1,459	21	11	0
Fraud - Impersonation	1,017	176	192	5
Fraud - Welfare	3	0	0	0
Fraud - Wire	43	1	0	0
Motor Vehicle Theft	3,024	305	243	78
Robbery	3,325	602	496	221
Stolen Property Offenses	82	66	166	37
Theft - Pocket-picking	120	9	14	10
Theft - Purse Snatching	104	15	5	1
Theft - Shoplifting	6,975	3,328	3,250	713
Theft From Building	4,002	426	128	45
Theft From Coin Machine	20	4	2	0
Theft From Motor Vehicle	5,632	287	192	50
Theft of Motor Vehicle Parts	3,256	51	22	1
Theft - All Other Larceny	5,009	464	351	87
Crimes Against Society				
Drug/Narcotic Violations	3,712	3,431	3,535	311
Drug/Narcotic Equipment Violations	790	755	316	6
Gambling - Betting/Wagering	17	17	32	15
Gambling - Operating/Promoting	1	1	2	0
Gambling - Equipment Violations	4	4	0	1
Gambling - Sports Tampering	0	0	0	0
Pornography/Obscene Material	79	23	3	26
Prostitution	343	341	408	0
Prostitution Assisting/Promoting	19	18	7	0
Purchasing Prostitution	17	16	5	0
Weapon Law Violations	1,184	1,095	626	120
Total Group A Offenses	102,380	24,939	16,746	4,104



Middleton Police Department - 2014

2013 Population Estimate	686
Offense Overview	
Offense Total	0
Number Cleared	0
Percent Cleared	0.00 %
Group A Crimes per 100,000 population	0.0
Arrest Overview	
Total Arrests	0
Adult Arrests	0
Juvenile Arrests	0
Unknown Age	0
Arrests per 100,000 population	0.0
Average number offenses/incident	0.00

Domestic Violence Victims		
Offense	Reported	Cleared
Murder	0	0
Aggravated Assault	0	0
Simple Assault	0	0
Intimidation	0	0
Stalking	0	0
Forcible Rape	0	0
Forcible Sodomy	0	0
Sexual Assault W/Object	0	0
Forcible Fondling	0	0
Incest	0	0
Statutory Rape	0	0
Kidnapping/Abduction	0	0
Total	0	0

TIBRS Group B Arrests		
Offense	Adult	Juvenile
Bad Checks	0	0
Curfew/Vagrancy	0	0
Disorderly Conduct	0	0
DUI	0	0
Drunkenness	0	0
Family-Non Violent	0	0
Liquor Law Violations	0	0
Peeping Tom	0	0
Trespass	0	0
All Other Offenses	0	0
Total Group B	0	0

	Offenses		Arrests	
	Reported	Cleared	Adult	Juvenile
TIBRS Group A Offenses				
Crimes Against Persons				
Murder	0	0	0	0
Negligent Manslaughter	0	0	0	0
Kidnapping/Abduction	0	0	0	0
Forcible Rape	0	0	0	0
Forcible Sodomy	0	0	0	0
Sexual Assault W/Object	0	0	0	0
Forcible Fondling	0	0	0	0
Incest	0	0	0	0
Statutory Rape	0	0	0	0
Aggravated Assault	0	0	0	0
Simple Assault	0	0	0	0
Intimidation	0	0	0	0
Stalking	0	0	0	0
Commercial Sex Acts	0	0	0	0
Involuntary Servitude	0	0	0	0
Crimes Against Property				
Arson	0	0	0	0
Bribery	0	0	0	0
Burglary	0	0	0	0
Counterfeiting/Forgery	0	0	0	0
Destruction/Damage/Vandalism	0	0	0	0
Embezzlement	0	0	0	0
Extortion/Blackmail	0	0	0	0
Fraud - False Pretenses	0	0	0	0
Fraud - Credit Card/ATM	0	0	0	0
Fraud - Impersonation	0	0	0	0
Fraud - Welfare	0	0	0	0
Fraud - Wire	0	0	0	0
Motor Vehicle Theft	0	0	0	0
Robbery	0	0	0	0
Stolen Property Offenses	0	0	0	0
Theft - Pocket-picking	0	0	0	0
Theft - Purse Snatching	0	0	0	0
Theft - Shoplifting	0	0	0	0
Theft From Building	0	0	0	0
Theft From Coin Machine	0	0	0	0
Theft From Motor Vehicle	0	0	0	0
Theft of Motor Vehicle Parts	0	0	0	0
Theft - All Other Larceny	0	0	0	0
Crimes Against Society				
Drug/Narcotic Violations	0	0	0	0
Drug/Narcotic Equipment Violations	0	0	0	0
Gambling - Betting/Wagering	0	0	0	0
Gambling - Operating/Promoting	0	0	0	0
Gambling - Equipment Violations	0	0	0	0
Gambling - Sports Tampering	0	0	0	0
Pornography/Obscene Material	0	0	0	0
Prostitution	0	0	0	0
Prostitution Assisting/Promoting	0	0	0	0
Purchasing Prostitution	0	0	0	0
Weapon Law Violations	0	0	0	0
Total Group A Offenses	0	0	0	0



Milan Police Department - 2014

2013 Population Estimate	7,779
Offense Overview	
Offense Total	853
Number Cleared	371
Percent Cleared	43.49 %
Group A Crimes per 100,000 population	10,965.4
Arrest Overview	
Total Arrests	691
Adult Arrests	649
Juvenile Arrests	42
Unknown Age	0
Arrests per 100,000 population	8,882.9
Average number offenses/incident	1.13

Domestic Violence Victims		
Offense	Reported	Cleared
Murder	0	0
Aggravated Assault	14	12
Simple Assault	61	48
Intimidation	17	7
Stalking	3	2
Forcible Rape	0	0
Forcible Sodomy	0	0
Sexual Assault W/Object	0	0
Forcible Fondling	1	0
Incest	0	0
Statutory Rape	0	0
Kidnapping/Abduction	0	0
Total	96	69

TIBRS Group B Arrests		
Offense	Adult	Juvenile
Bad Checks	21	0
Curfew/Vagrancy	0	0
Disorderly Conduct	4	7
DUI	27	0
Drunkenness	29	0
Family-Non Violent	1	0
Liquor Law Violations	10	0
Peeping Tom	0	0
Trespass	7	1
All Other Offenses	260	4
Total Group B	359	12

TIBRS Group A Offenses	Offenses		Arrests	
	Reported	Cleared	Adult	Juvenile
Crimes Against Persons				
Murder	0	0	0	0
Negligent Manslaughter	0	0	0	0
Kidnapping/Abduction	0	0	0	0
Forcible Rape	2	1	0	0
Forcible Sodomy	0	0	0	0
Sexual Assault W/Object	0	0	0	0
Forcible Fondling	1	0	0	0
Incest	0	0	0	0
Statutory Rape	1	1	1	0
Aggravated Assault	41	27	25	0
Simple Assault	108	69	52	4
Intimidation	53	14	9	2
Stalking	9	2	2	0
Commercial Sex Acts	0	0	0	0
Involuntary Servitude	0	0	0	0
Crimes Against Property				
Arson	6	1	0	0
Bribery	0	0	0	0
Burglary	79	15	13	1
Counterfeiting/Forgery	17	3	3	0
Destruction/Damage/Vandalism	86	15	6	0
Embezzlement	9	2	2	0
Extortion/Blackmail	0	0	0	0
Fraud - False Pretenses	31	11	5	1
Fraud - Credit Card/ATM	19	6	3	0
Fraud - Impersonation	7	6	5	0
Fraud - Welfare	0	0	0	0
Fraud - Wire	0	0	0	0
Motor Vehicle Theft	13	4	3	0
Robbery	6	3	4	0
Stolen Property Offenses	0	0	0	0
Theft - Pocket-picking	1	0	0	0
Theft - Purse Snatching	0	0	0	0
Theft - Shoplifting	110	74	64	15
Theft From Building	49	4	2	0
Theft From Coin Machine	2	1	0	0
Theft From Motor Vehicle	33	0	0	0
Theft of Motor Vehicle Parts	11	1	1	0
Theft - All Other Larceny	52	7	6	0
Crimes Against Society				
Drug/Narcotic Violations	67	66	68	6
Drug/Narcotic Equipment Violations	36	35	15	1
Gambling - Betting/Wagering	0	0	0	0
Gambling - Operating/Promoting	0	0	0	0
Gambling - Equipment Violations	0	0	0	0
Gambling - Sports Tampering	0	0	0	0
Pornography/Obscene Material	1	0	0	0
Prostitution	0	0	0	0
Prostitution Assisting/Promoting	0	0	0	0
Purchasing Prostitution	0	0	0	0
Weapon Law Violations	3	3	1	0
Total Group A Offenses	853	371	290	30



Millersville Police Department - 2014

2013 Population Estimate	6,575
Offense Overview	
Offense Total	281
Number Cleared	173
Percent Cleared	61.57 %
Group A Crimes per 100,000 population	4,273.8
Arrest Overview	
Total Arrests	108
Adult Arrests	95
Juvenile Arrests	13
Unknown Age	0
Arrests per 100,000 population	1,642.6
Average number offenses/incident	1.32

Domestic Violence Victims		
Offense	Reported	Cleared
Murder	0	0
Aggravated Assault	9	8
Simple Assault	33	24
Intimidation	2	0
Stalking	0	0
Forcible Rape	0	0
Forcible Sodomy	0	0
Sexual Assault W/Object	0	0
Forcible Fondling	0	0
Incest	0	0
Statutory Rape	0	0
Kidnapping/Abduction	0	0
Total	44	32

TIBRS Group B Arrests		
Offense	Adult	Juvenile
Bad Checks	0	0
Curfew/Vagrancy	0	0
Disorderly Conduct	1	0
DUI	8	0
Drunkenness	1	0
Family-Non Violent	2	0
Liquor Law Violations	0	1
Peeping Tom	0	0
Trespass	9	0
All Other Offenses	9	7
Total Group B	30	8

TIBRS Group A Offenses	Offenses		Arrests	
	Reported	Cleared	Adult	Juvenile
Crimes Against Persons				
Murder	0	0	0	0
Negligent Manslaughter	0	0	0	0
Kidnapping/Abduction	2	1	0	0
Forcible Rape	0	0	0	0
Forcible Sodomy	0	0	0	0
Sexual Assault W/Object	0	0	0	0
Forcible Fondling	3	3	1	0
Incest	0	0	0	0
Statutory Rape	0	0	0	0
Aggravated Assault	16	13	8	0
Simple Assault	53	36	17	4
Intimidation	6	3	0	0
Stalking	0	0	0	0
Commercial Sex Acts	0	0	0	0
Involuntary Servitude	0	0	0	0
Crimes Against Property				
Arson	0	0	0	0
Bribery	0	0	0	0
Burglary	26	5	0	0
Counterfeiting/Forgery	6	2	1	0
Destruction/Damage/Vandalism	24	11	1	1
Embezzlement	0	0	0	0
Extortion/Blackmail	0	0	0	0
Fraud - False Pretenses	2	0	0	0
Fraud - Credit Card/ATM	2	1	0	0
Fraud - Impersonation	4	3	1	0
Fraud - Welfare	0	0	0	0
Fraud - Wire	0	0	0	0
Motor Vehicle Theft	6	4	0	0
Robbery	3	1	0	0
Stolen Property Offenses	3	2	1	0
Theft - Pocket-picking	0	0	0	0
Theft - Purse Snatching	0	0	0	0
Theft - Shoplifting	3	2	2	0
Theft From Building	13	4	5	0
Theft From Coin Machine	0	0	0	0
Theft From Motor Vehicle	18	10	2	0
Theft of Motor Vehicle Parts	4	0	0	0
Theft - All Other Larceny	20	7	2	0
Crimes Against Society				
Drug/Narcotic Violations	34	33	13	0
Drug/Narcotic Equipment Violations	28	27	9	0
Gambling - Betting/Wagering	0	0	0	0
Gambling - Operating/Promoting	0	0	0	0
Gambling - Equipment Violations	0	0	0	0
Gambling - Sports Tampering	0	0	0	0
Pornography/Obscene Material	0	0	0	0
Prostitution	1	1	1	0
Prostitution Assisting/Promoting	0	0	0	0
Purchasing Prostitution	0	0	0	0
Weapon Law Violations	4	4	1	0
Total Group A Offenses	281	173	65	5



Millington Police Department - 2014

2013 Population Estimate	11,107
Offense Overview	
Offense Total	1,304
Number Cleared	381
Percent Cleared	29.22 %
Group A Crimes per 100,000 population	11,740.3
Arrest Overview	
Total Arrests	849
Adult Arrests	808
Juvenile Arrests	41
Unknown Age	0
Arrests per 100,000 population	7,643.8
Average number offenses/incident	1.11

Domestic Violence Victims		
Offense	Reported	Cleared
Murder	0	0
Aggravated Assault	9	6
Simple Assault	93	56
Intimidation	29	8
Stalking	2	0
Forcible Rape	1	1
Forcible Sodomy	0	0
Sexual Assault W/Object	0	0
Forcible Fondling	0	0
Incest	0	0
Statutory Rape	0	0
Kidnapping/Abduction	0	0
Total	134	71

TIBRS Group B Arrests		
Offense	Adult	Juvenile
Bad Checks	0	0
Curfew/Vagrancy	0	0
Disorderly Conduct	11	0
DUI	66	1
Drunkenness	58	0
Family-Non Violent	0	0
Liquor Law Violations	8	1
Peeping Tom	1	0
Trespass	23	1
All Other Offenses	301	2
Total Group B	468	5

TIBRS Group A Offenses	Offenses		Arrests	
	Reported	Cleared	Adult	Juvenile
Crimes Against Persons				
Murder	0	0	0	0
Negligent Manslaughter	0	0	0	0
Kidnapping/Abduction	0	0	0	0
Forcible Rape	4	3	0	2
Forcible Sodomy	0	0	0	0
Sexual Assault W/Object	0	0	0	0
Forcible Fondling	14	0	0	0
Incest	0	0	0	0
Statutory Rape	0	0	0	0
Aggravated Assault	35	16	11	1
Simple Assault	172	74	63	6
Intimidation	90	16	15	0
Stalking	6	1	1	0
Commercial Sex Acts	0	0	0	0
Involuntary Servitude	0	0	0	0
Crimes Against Property				
Arson	11	1	0	1
Bribery	0	0	0	0
Burglary	109	14	17	5
Counterfeiting/Forgery	43	8	10	0
Destruction/Damage/Vandalism	159	15	9	2
Embezzlement	13	5	5	0
Extortion/Blackmail	2	1	2	0
Fraud - False Pretenses	52	8	9	0
Fraud - Credit Card/ATM	20	0	0	0
Fraud - Impersonation	26	3	3	0
Fraud - Welfare	0	0	0	0
Fraud - Wire	5	0	0	0
Motor Vehicle Theft	20	6	4	0
Robbery	16	5	5	0
Stolen Property Offenses	4	2	2	0
Theft - Pocket-picking	0	0	0	0
Theft - Purse Snatching	0	0	0	0
Theft - Shoplifting	143	91	94	12
Theft From Building	91	11	11	0
Theft From Coin Machine	1	0	0	0
Theft From Motor Vehicle	77	6	7	1
Theft of Motor Vehicle Parts	35	0	0	0
Theft - All Other Larceny	56	7	5	3
Crimes Against Society				
Drug/Narcotic Violations	59	55	52	3
Drug/Narcotic Equipment Violations	29	27	11	0
Gambling - Betting/Wagering	0	0	0	0
Gambling - Operating/Promoting	0	0	0	0
Gambling - Equipment Violations	0	0	0	0
Gambling - Sports Tampering	0	0	0	0
Pornography/Obscene Material	0	0	0	0
Prostitution	1	0	0	0
Prostitution Assisting/Promoting	0	0	0	0
Purchasing Prostitution	1	0	0	0
Weapon Law Violations	10	6	4	0
Total Group A Offenses	1,304	381	340	36



Minor Hill Police Department - 2014

2013 Population Estimate	528
Offense Overview	
Offense Total	1
Number Cleared	1
Percent Cleared	100.00 %
Group A Crimes per 100,000 population	189.4
Arrest Overview	
Total Arrests	1
Adult Arrests	1
Juvenile Arrests	0
Unknown Age	0
Arrests per 100,000 population	189.4
Average number offenses/incident	1.00

Domestic Violence Victims		
Offense	Reported	Cleared
Murder	0	0
Aggravated Assault	0	0
Simple Assault	0	0
Intimidation	0	0
Stalking	0	0
Forcible Rape	0	0
Forcible Sodomy	0	0
Sexual Assault W/Object	0	0
Forcible Fondling	0	0
Incest	0	0
Statutory Rape	0	0
Kidnapping/Abduction	0	0
Total	0	0

TIBRS Group B Arrests		
Offense	Adult	Juvenile
Bad Checks	0	0
Curfew/Vagrancy	0	0
Disorderly Conduct	0	0
DUI	0	0
Drunkenness	0	0
Family-Non Violent	0	0
Liquor Law Violations	0	0
Peeping Tom	0	0
Trespass	0	0
All Other Offenses	0	0
Total Group B	0	0

TIBRS Group A Offenses	Offenses		Arrests	
	Reported	Cleared	Adult	Juvenile
Crimes Against Persons				
Murder	0	0	0	0
Negligent Manslaughter	0	0	0	0
Kidnapping/Abduction	0	0	0	0
Forcible Rape	0	0	0	0
Forcible Sodomy	0	0	0	0
Sexual Assault W/Object	0	0	0	0
Forcible Fondling	0	0	0	0
Incest	0	0	0	0
Statutory Rape	0	0	0	0
Aggravated Assault	1	1	1	0
Simple Assault	0	0	0	0
Intimidation	0	0	0	0
Stalking	0	0	0	0
Commercial Sex Acts	0	0	0	0
Involuntary Servitude	0	0	0	0
Crimes Against Property				
Arson	0	0	0	0
Bribery	0	0	0	0
Burglary	0	0	0	0
Counterfeiting/Forgery	0	0	0	0
Destruction/Damage/Vandalism	0	0	0	0
Embezzlement	0	0	0	0
Extortion/Blackmail	0	0	0	0
Fraud - False Pretenses	0	0	0	0
Fraud - Credit Card/ATM	0	0	0	0
Fraud - Impersonation	0	0	0	0
Fraud - Welfare	0	0	0	0
Fraud - Wire	0	0	0	0
Motor Vehicle Theft	0	0	0	0
Robbery	0	0	0	0
Stolen Property Offenses	0	0	0	0
Theft - Pocket-picking	0	0	0	0
Theft - Purse Snatching	0	0	0	0
Theft - Shoplifting	0	0	0	0
Theft From Building	0	0	0	0
Theft From Coin Machine	0	0	0	0
Theft From Motor Vehicle	0	0	0	0
Theft of Motor Vehicle Parts	0	0	0	0
Theft - All Other Larceny	0	0	0	0
Crimes Against Society				
Drug/Narcotic Violations	0	0	0	0
Drug/Narcotic Equipment Violations	0	0	0	0
Gambling - Betting/Wagering	0	0	0	0
Gambling - Operating/Promoting	0	0	0	0
Gambling - Equipment Violations	0	0	0	0
Gambling - Sports Tampering	0	0	0	0
Pornography/Obscene Material	0	0	0	0
Prostitution	0	0	0	0
Prostitution Assisting/Promoting	0	0	0	0
Purchasing Prostitution	0	0	0	0
Weapon Law Violations	0	0	0	0
Total Group A Offenses	1	1	1	0



Monteagle Police Department - 2014

2013 Population Estimate	1,180
Offense Overview	
Offense Total	69
Number Cleared	27
Percent Cleared	39.13 %
Group A Crimes per 100,000 population	5,847.5
Arrest Overview	
Total Arrests	29
Adult Arrests	29
Juvenile Arrests	0
Unknown Age	0
Arrests per 100,000 population	2,457.6
Average number offenses/incident	1.15

Domestic Violence Victims		
Offense	Reported	Cleared
Murder	0	0
Aggravated Assault	2	2
Simple Assault	6	5
Intimidation	0	0
Stalking	0	0
Forcible Rape	0	0
Forcible Sodomy	0	0
Sexual Assault W/Object	0	0
Forcible Fondling	0	0
Incest	0	0
Statutory Rape	0	0
Kidnapping/Abduction	0	0
Total	8	7

TIBRS Group B Arrests		
Offense	Adult	Juvenile
Bad Checks	0	0
Curfew/Vagrancy	0	0
Disorderly Conduct	2	0
DUI	9	0
Drunkenness	3	0
Family-Non Violent	0	0
Liquor Law Violations	0	0
Peeping Tom	0	0
Trespass	1	0
All Other Offenses	2	0
Total Group B	17	0

TIBRS Group A Offenses	Offenses		Arrests	
	Reported	Cleared	Adult	Juvenile
Crimes Against Persons				
Murder	0	0	0	0
Negligent Manslaughter	0	0	0	0
Kidnapping/Abduction	0	0	0	0
Forcible Rape	0	0	0	0
Forcible Sodomy	0	0	0	0
Sexual Assault W/Object	0	0	0	0
Forcible Fondling	0	0	0	0
Incest	0	0	0	0
Statutory Rape	0	0	0	0
Aggravated Assault	3	3	2	0
Simple Assault	9	5	3	0
Intimidation	1	0	0	0
Stalking	0	0	0	0
Commercial Sex Acts	0	0	0	0
Involuntary Servitude	0	0	0	0
Crimes Against Property				
Arson	0	0	0	0
Bribery	0	0	0	0
Burglary	6	3	1	0
Counterfeiting/Forgery	0	0	0	0
Destruction/Damage/Vandalism	6	0	0	0
Embezzlement	0	0	0	0
Extortion/Blackmail	0	0	0	0
Fraud - False Pretenses	0	0	0	0
Fraud - Credit Card/ATM	0	0	0	0
Fraud - Impersonation	1	1	0	0
Fraud - Welfare	0	0	0	0
Fraud - Wire	0	0	0	0
Motor Vehicle Theft	1	0	0	0
Robbery	1	1	0	0
Stolen Property Offenses	0	0	0	0
Theft - Pocket-picking	0	0	0	0
Theft - Purse Snatching	2	0	0	0
Theft - Shoplifting	7	3	2	0
Theft From Building	6	2	0	0
Theft From Coin Machine	1	0	0	0
Theft From Motor Vehicle	10	1	1	0
Theft of Motor Vehicle Parts	2	0	0	0
Theft - All Other Larceny	5	1	1	0
Crimes Against Society				
Drug/Narcotic Violations	5	5	2	0
Drug/Narcotic Equipment Violations	2	2	0	0
Gambling - Betting/Wagering	0	0	0	0
Gambling - Operating/Promoting	0	0	0	0
Gambling - Equipment Violations	0	0	0	0
Gambling - Sports Tampering	0	0	0	0
Pornography/Obscene Material	0	0	0	0
Prostitution	0	0	0	0
Prostitution Assisting/Promoting	0	0	0	0
Purchasing Prostitution	0	0	0	0
Weapon Law Violations	1	0	0	0
Total Group A Offenses	69	27	12	0



Monterey Police Department - 2014

2013 Population Estimate	2,858
Offense Overview	
Offense Total	165
Number Cleared	45
Percent Cleared	27.27 %
Group A Crimes per 100,000 population	5,773.3
Arrest Overview	
Total Arrests	95
Adult Arrests	89
Juvenile Arrests	6
Unknown Age	0
Arrests per 100,000 population	3,324.0
Average number offenses/incident	1.01

Domestic Violence Victims		
Offense	Reported	Cleared
Murder	0	0
Aggravated Assault	4	4
Simple Assault	13	11
Intimidation	1	0
Stalking	0	0
Forcible Rape	0	0
Forcible Sodomy	0	0
Sexual Assault W/Object	0	0
Forcible Fondling	0	0
Incest	0	0
Statutory Rape	0	0
Kidnapping/Abduction	0	0
Total	18	15

TIBRS Group B Arrests		
Offense	Adult	Juvenile
Bad Checks	0	0
Curfew/Vagrancy	0	0
Disorderly Conduct	3	1
DUI	10	0
Drunkenness	12	2
Family-Non Violent	4	0
Liquor Law Violations	2	1
Peeping Tom	0	0
Trespass	5	0
All Other Offenses	3	1
Total Group B	39	5

TIBRS Group A Offenses	Offenses		Arrests	
	Reported	Cleared	Adult	Juvenile
Crimes Against Persons				
Murder	0	0	0	0
Negligent Manslaughter	0	0	0	0
Kidnapping/Abduction	0	0	0	0
Forcible Rape	0	0	0	0
Forcible Sodomy	0	0	0	0
Sexual Assault W/Object	0	0	0	0
Forcible Fondling	0	0	0	0
Incest	0	0	0	0
Statutory Rape	0	0	0	0
Aggravated Assault	5	5	5	0
Simple Assault	21	12	11	0
Intimidation	3	0	0	0
Stalking	1	0	0	0
Commercial Sex Acts	0	0	0	0
Involuntary Servitude	0	0	0	0
Crimes Against Property				
Arson	2	0	0	0
Bribery	0	0	0	0
Burglary	12	3	3	0
Counterfeiting/Forgery	3	2	2	0
Destruction/Damage/Vandalism	25	1	1	0
Embezzlement	0	0	0	0
Extortion/Blackmail	0	0	0	0
Fraud - False Pretenses	1	0	0	0
Fraud - Credit Card/ATM	2	0	0	0
Fraud - Impersonation	1	1	1	0
Fraud - Welfare	0	0	0	0
Fraud - Wire	0	0	0	0
Motor Vehicle Theft	6	0	0	0
Robbery	0	0	0	0
Stolen Property Offenses	0	0	0	0
Theft - Pocket-picking	0	0	0	0
Theft - Purse Snatching	1	0	0	0
Theft - Shoplifting	9	3	4	0
Theft From Building	9	0	0	0
Theft From Coin Machine	1	0	0	0
Theft From Motor Vehicle	5	0	0	0
Theft of Motor Vehicle Parts	0	0	0	0
Theft - All Other Larceny	30	2	1	1
Crimes Against Society				
Drug/Narcotic Violations	16	11	13	0
Drug/Narcotic Equipment Violations	12	5	9	0
Gambling - Betting/Wagering	0	0	0	0
Gambling - Operating/Promoting	0	0	0	0
Gambling - Equipment Violations	0	0	0	0
Gambling - Sports Tampering	0	0	0	0
Pornography/Obscene Material	0	0	0	0
Prostitution	0	0	0	0
Prostitution Assisting/Promoting	0	0	0	0
Purchasing Prostitution	0	0	0	0
Weapon Law Violations	0	0	0	0
Total Group A Offenses	165	45	50	1



Morristown Police Department - 2014

2013 Population Estimate	29,324
Offense Overview	
Offense Total	3,531
Number Cleared	2,241
Percent Cleared	63.47 %
Group A Crimes per 100,000 population	12,041.3
Arrest Overview	
Total Arrests	2,095
Adult Arrests	1,981
Juvenile Arrests	114
Unknown Age	0
Arrests per 100,000 population	7,144.3
Average number offenses/incident	1.16

Domestic Violence Victims		
Offense	Reported	Cleared
Murder	0	0
Aggravated Assault	59	49
Simple Assault	317	257
Intimidation	50	33
Stalking	1	1
Forcible Rape	1	1
Forcible Sodomy	0	0
Sexual Assault W/Object	0	0
Forcible Fondling	3	2
Incest	0	0
Statutory Rape	1	1
Kidnapping/Abduction	1	1
Total	433	345

TIBRS Group B Arrests		
Offense	Adult	Juvenile
Bad Checks	0	0
Curfew/Vagrancy	0	0
Disorderly Conduct	77	8
DUI	217	1
Drunkenness	294	3
Family-Non Violent	7	0
Liquor Law Violations	16	0
Peeping Tom	0	0
Trespass	23	0
All Other Offenses	26	2
Total Group B	660	14

TIBRS Group A Offenses	Offenses		Arrests	
	Reported	Cleared	Adult	Juvenile
Crimes Against Persons				
Murder	0	0	0	0
Negligent Manslaughter	0	0	0	0
Kidnapping/Abduction	2	1	0	0
Forcible Rape	9	5	0	0
Forcible Sodomy	0	0	0	0
Sexual Assault W/Object	0	0	0	0
Forcible Fondling	14	11	3	1
Incest	0	0	0	0
Statutory Rape	6	6	2	0
Aggravated Assault	159	127	53	4
Simple Assault	490	388	126	27
Intimidation	145	109	11	3
Stalking	1	1	0	0
Commercial Sex Acts	0	0	0	0
Involuntary Servitude	0	0	0	0
Crimes Against Property				
Arson	6	4	3	0
Bribery	0	0	0	0
Burglary	143	46	25	1
Counterfeiting/Forgery	97	30	21	0
Destruction/Damage/Vandalism	290	96	20	2
Embezzlement	45	28	16	1
Extortion/Blackmail	5	3	0	0
Fraud - False Pretenses	196	93	53	0
Fraud - Credit Card/ATM	90	37	6	3
Fraud - Impersonation	9	4	2	0
Fraud - Welfare	0	0	0	0
Fraud - Wire	6	0	0	0
Motor Vehicle Theft	65	33	15	0
Robbery	24	15	19	1
Stolen Property Offenses	2	2	3	0
Theft - Pocket-picking	1	0	0	0
Theft - Purse Snatching	0	0	0	0
Theft - Shoplifting	556	496	531	35
Theft From Building	322	146	49	5
Theft From Coin Machine	15	1	0	0
Theft From Motor Vehicle	124	32	13	0
Theft of Motor Vehicle Parts	57	11	4	0
Theft - All Other Larceny	178	52	31	1
Crimes Against Society				
Drug/Narcotic Violations	271	270	260	12
Drug/Narcotic Equipment Violations	152	152	45	3
Gambling - Betting/Wagering	0	0	0	0
Gambling - Operating/Promoting	0	0	0	0
Gambling - Equipment Violations	0	0	0	0
Gambling - Sports Tampering	0	0	0	0
Pornography/Obscene Material	3	2	2	0
Prostitution	0	0	0	0
Prostitution Assisting/Promoting	0	0	0	0
Purchasing Prostitution	0	0	0	0
Weapon Law Violations	48	40	8	1
Total Group A Offenses	3,531	2,241	1,321	100



Moscow Police Department - 2014

2013 Population Estimate	544
Offense Overview	
Offense Total	67
Number Cleared	31
Percent Cleared	46.27 %
Group A Crimes per 100,000 population	12,316.2
Arrest Overview	
Total Arrests	68
Adult Arrests	64
Juvenile Arrests	4
Unknown Age	0
Arrests per 100,000 population	12,500.0
Average number offenses/incident	1.10

Domestic Violence Victims		
Offense	Reported	Cleared
Murder	0	0
Aggravated Assault	5	4
Simple Assault	7	4
Intimidation	0	0
Stalking	0	0
Forcible Rape	0	0
Forcible Sodomy	0	0
Sexual Assault W/Object	0	0
Forcible Fondling	0	0
Incest	0	0
Statutory Rape	0	0
Kidnapping/Abduction	0	0
Total	12	8

TIBRS Group B Arrests		
Offense	Adult	Juvenile
Bad Checks	0	0
Curfew/Vagrancy	0	0
Disorderly Conduct	5	1
DUI	5	1
Drunkenness	2	0
Family-Non Violent	1	0
Liquor Law Violations	1	0
Peeping Tom	0	0
Trespass	0	1
All Other Offenses	21	0
Total Group B	35	3

TIBRS Group A Offenses	Offenses		Arrests	
	Reported	Cleared	Adult	Juvenile
Crimes Against Persons				
Murder	0	0	0	0
Negligent Manslaughter	0	0	0	0
Kidnapping/Abduction	0	0	0	0
Forcible Rape	0	0	0	0
Forcible Sodomy	0	0	0	0
Sexual Assault W/Object	0	0	0	0
Forcible Fondling	0	0	0	0
Incest	0	0	0	0
Statutory Rape	1	0	0	0
Aggravated Assault	8	6	5	0
Simple Assault	14	7	8	1
Intimidation	1	0	0	0
Stalking	0	0	0	0
Commercial Sex Acts	0	0	0	0
Involuntary Servitude	0	0	0	0
Crimes Against Property				
Arson	0	0	0	0
Bribery	0	0	0	0
Burglary	3	1	1	0
Counterfeiting/Forgery	2	0	0	0
Destruction/Damage/Vandalism	7	1	1	0
Embezzlement	0	0	0	0
Extortion/Blackmail	0	0	0	0
Fraud - False Pretenses	0	0	0	0
Fraud - Credit Card/ATM	1	0	0	0
Fraud - Impersonation	4	3	3	0
Fraud - Welfare	0	0	0	0
Fraud - Wire	0	0	0	0
Motor Vehicle Theft	0	0	0	0
Robbery	0	0	0	0
Stolen Property Offenses	1	0	0	0
Theft - Pocket-picking	0	0	0	0
Theft - Purse Snatching	0	0	0	0
Theft - Shoplifting	3	0	0	0
Theft From Building	1	0	0	0
Theft From Coin Machine	0	0	0	0
Theft From Motor Vehicle	1	0	0	0
Theft of Motor Vehicle Parts	2	1	1	0
Theft - All Other Larceny	5	0	0	0
Crimes Against Society				
Drug/Narcotic Violations	7	6	6	0
Drug/Narcotic Equipment Violations	2	2	1	0
Gambling - Betting/Wagering	0	0	0	0
Gambling - Operating/Promoting	0	0	0	0
Gambling - Equipment Violations	0	0	0	0
Gambling - Sports Tampering	0	0	0	0
Pornography/Obscene Material	0	0	0	0
Prostitution	0	0	0	0
Prostitution Assisting/Promoting	0	0	0	0
Purchasing Prostitution	0	0	0	0
Weapon Law Violations	4	4	3	0
Total Group A Offenses	67	31	29	1



Mount Carmel Police Department - 2014

2013 Population Estimate	5,471
Offense Overview	
Offense Total	146
Number Cleared	73
Percent Cleared	50.00 %
Group A Crimes per 100,000 population	2,668.6
Arrest Overview	
Total Arrests	44
Adult Arrests	43
Juvenile Arrests	1
Unknown Age	0
Arrests per 100,000 population	804.2
Average number offenses/incident	1.24

Domestic Violence Victims		
Offense	Reported	Cleared
Murder	0	0
Aggravated Assault	5	4
Simple Assault	11	8
Intimidation	7	3
Stalking	0	0
Forcible Rape	1	1
Forcible Sodomy	0	0
Sexual Assault W/Object	0	0
Forcible Fondling	0	0
Incest	0	0
Statutory Rape	0	0
Kidnapping/Abduction	0	0
Total	24	16

TIBRS Group B Arrests		
Offense	Adult	Juvenile
Bad Checks	0	0
Curfew/Vagrancy	0	0
Disorderly Conduct	0	0
DUI	6	0
Drunkenness	0	0
Family-Non Violent	0	0
Liquor Law Violations	0	0
Peeping Tom	0	0
Trespass	2	0
All Other Offenses	7	1
Total Group B	15	1

TIBRS Group A Offenses	Offenses		Arrests	
	Reported	Cleared	Adult	Juvenile
Crimes Against Persons				
Murder	0	0	0	0
Negligent Manslaughter	0	0	0	0
Kidnapping/Abduction	1	1	0	0
Forcible Rape	2	2	0	0
Forcible Sodomy	0	0	0	0
Sexual Assault W/Object	1	1	0	0
Forcible Fondling	0	0	0	0
Incest	0	0	0	0
Statutory Rape	0	0	0	0
Aggravated Assault	17	14	6	0
Simple Assault	14	9	6	0
Intimidation	11	5	0	0
Stalking	3	2	0	0
Commercial Sex Acts	0	0	0	0
Involuntary Servitude	0	0	0	0
Crimes Against Property				
Arson	1	0	0	0
Bribery	0	0	0	0
Burglary	14	3	1	0
Counterfeiting/Forgery	4	1	1	0
Destruction/Damage/Vandalism	14	3	1	0
Embezzlement	0	0	0	0
Extortion/Blackmail	0	0	0	0
Fraud - False Pretenses	2	2	0	0
Fraud - Credit Card/ATM	3	0	0	0
Fraud - Impersonation	1	0	0	0
Fraud - Welfare	0	0	0	0
Fraud - Wire	2	1	0	0
Motor Vehicle Theft	2	1	0	0
Robbery	2	1	0	0
Stolen Property Offenses	3	2	1	0
Theft - Pocket-picking	0	0	0	0
Theft - Purse Snatching	0	0	0	0
Theft - Shoplifting	0	0	0	0
Theft From Building	16	6	1	0
Theft From Coin Machine	0	0	0	0
Theft From Motor Vehicle	10	2	0	0
Theft of Motor Vehicle Parts	3	0	0	0
Theft - All Other Larceny	8	5	2	0
Crimes Against Society				
Drug/Narcotic Violations	6	6	7	0
Drug/Narcotic Equipment Violations	4	4	2	0
Gambling - Betting/Wagering	0	0	0	0
Gambling - Operating/Promoting	0	0	0	0
Gambling - Equipment Violations	0	0	0	0
Gambling - Sports Tampering	0	0	0	0
Pornography/Obscene Material	0	0	0	0
Prostitution	0	0	0	0
Prostitution Assisting/Promoting	0	0	0	0
Purchasing Prostitution	0	0	0	0
Weapon Law Violations	2	2	0	0
Total Group A Offenses	146	73	28	0



Mount Juliet Police Department - 2014

2013 Population Estimate	28,222
Offense Overview	
Offense Total	1,326
Number Cleared	761
Percent Cleared	57.39 %
Group A Crimes per 100,000 population	4,698.5
Arrest Overview	
Total Arrests	814
Adult Arrests	687
Juvenile Arrests	127
Unknown Age	0
Arrests per 100,000 population	2,884.3
Average number offenses/incident	1.16

Domestic Violence Victims		
Offense	Reported	Cleared
Murder	1	1
Aggravated Assault	27	22
Simple Assault	111	102
Intimidation	2	2
Stalking	1	1
Forcible Rape	2	2
Forcible Sodomy	1	0
Sexual Assault W/Object	2	2
Forcible Fondling	1	1
Incest	0	0
Statutory Rape	0	0
Kidnapping/Abduction	0	0
Total	148	133

TIBRS Group B Arrests		
Offense	Adult	Juvenile
Bad Checks	0	0
Curfew/Vagrancy	0	1
Disorderly Conduct	8	0
DUI	72	2
Drunkenness	36	0
Family-Non Violent	0	0
Liquor Law Violations	10	4
Peeping Tom	0	0
Trespass	5	7
All Other Offenses	52	37
Total Group B	183	51

TIBRS Group A Offenses	Offenses		Arrests	
	Reported	Cleared	Adult	Juvenile
Crimes Against Persons				
Murder	1	1	0	0
Negligent Manslaughter	0	0	0	0
Kidnapping/Abduction	0	0	0	0
Forcible Rape	2	2	1	0
Forcible Sodomy	1	0	0	0
Sexual Assault W/Object	5	3	0	1
Forcible Fondling	2	1	0	0
Incest	0	0	0	0
Statutory Rape	5	2	0	0
Aggravated Assault	47	33	17	1
Simple Assault	144	129	56	11
Intimidation	12	10	1	0
Stalking	1	1	0	0
Commercial Sex Acts	0	0	0	0
Involuntary Servitude	0	0	0	0
Crimes Against Property				
Arson	1	0	0	0
Bribery	0	0	0	0
Burglary	58	10	2	3
Counterfeiting/Forgery	13	2	2	0
Destruction/Damage/Vandalism	64	22	7	2
Embezzlement	14	12	4	1
Extortion/Blackmail	1	0	0	0
Fraud - False Pretenses	62	24	14	0
Fraud - Credit Card/ATM	46	5	4	0
Fraud - Impersonation	14	10	6	1
Fraud - Welfare	0	0	0	0
Fraud - Wire	1	0	0	0
Motor Vehicle Theft	17	6	3	0
Robbery	6	3	4	0
Stolen Property Offenses	11	11	7	1
Theft - Pocket-picking	0	0	0	0
Theft - Purse Snatching	0	0	0	0
Theft - Shoplifting	213	150	155	19
Theft From Building	96	23	13	2
Theft From Coin Machine	0	0	0	0
Theft From Motor Vehicle	85	18	7	8
Theft of Motor Vehicle Parts	16	1	0	1
Theft - All Other Larceny	59	9	4	2
Crimes Against Society				
Drug/Narcotic Violations	211	173	162	18
Drug/Narcotic Equipment Violations	91	83	27	5
Gambling - Betting/Wagering	0	0	0	0
Gambling - Operating/Promoting	0	0	0	0
Gambling - Equipment Violations	0	0	0	0
Gambling - Sports Tampering	0	0	0	0
Pornography/Obscene Material	4	0	0	0
Prostitution	3	3	2	0
Prostitution Assisting/Promoting	0	0	0	0
Purchasing Prostitution	0	0	0	0
Weapon Law Violations	20	14	6	0
Total Group A Offenses	1,326	761	504	76



Mount Pleasant Police Department - 2014

2013 Population Estimate	4,654
Offense Overview	
Offense Total	370
Number Cleared	164
Percent Cleared	44.32 %
Group A Crimes per 100,000 population	7,950.2
Arrest Overview	
Total Arrests	324
Adult Arrests	306
Juvenile Arrests	18
Unknown Age	0
Arrests per 100,000 population	6,961.8
Average number offenses/incident	1.11

Domestic Violence Victims		
Offense	Reported	Cleared
Murder	0	0
Aggravated Assault	18	16
Simple Assault	45	35
Intimidation	5	0
Stalking	0	0
Forcible Rape	0	0
Forcible Sodomy	0	0
Sexual Assault W/Object	0	0
Forcible Fondling	0	0
Incest	0	0
Statutory Rape	0	0
Kidnapping/Abduction	0	0
Total	68	51

TIBRS Group B Arrests		
Offense	Adult	Juvenile
Bad Checks	0	0
Curfew/Vagrancy	0	0
Disorderly Conduct	5	1
DUI	84	0
Drunkenness	51	0
Family-Non Violent	1	0
Liquor Law Violations	9	2
Peeping Tom	0	0
Trespass	5	0
All Other Offenses	10	3
Total Group B	165	6

TIBRS Group A Offenses	Offenses		Arrests	
	Reported	Cleared	Adult	Juvenile
Crimes Against Persons				
Murder	0	0	0	0
Negligent Manslaughter	0	0	0	0
Kidnapping/Abduction	0	0	0	0
Forcible Rape	0	0	0	0
Forcible Sodomy	0	0	0	0
Sexual Assault W/Object	0	0	0	0
Forcible Fondling	1	0	0	0
Incest	0	0	0	0
Statutory Rape	0	0	0	0
Aggravated Assault	24	19	16	2
Simple Assault	75	40	34	2
Intimidation	12	1	1	0
Stalking	0	0	0	0
Commercial Sex Acts	0	0	0	0
Involuntary Servitude	0	0	0	0
Crimes Against Property				
Arson	1	0	0	0
Bribery	0	0	0	0
Burglary	30	4	7	0
Counterfeiting/Forgery	2	0	0	0
Destruction/Damage/Vandalism	44	2	1	0
Embezzlement	0	0	0	0
Extortion/Blackmail	0	0	0	0
Fraud - False Pretenses	5	0	0	0
Fraud - Credit Card/ATM	1	0	0	0
Fraud - Impersonation	1	0	0	0
Fraud - Welfare	0	0	0	0
Fraud - Wire	0	0	0	0
Motor Vehicle Theft	8	2	2	0
Robbery	0	0	0	0
Stolen Property Offenses	0	0	0	0
Theft - Pocket-picking	2	0	0	0
Theft - Purse Snatching	0	0	0	0
Theft - Shoplifting	7	1	1	0
Theft From Building	9	1	1	0
Theft From Coin Machine	0	0	0	0
Theft From Motor Vehicle	11	1	1	0
Theft of Motor Vehicle Parts	0	0	0	0
Theft - All Other Larceny	29	1	0	1
Crimes Against Society				
Drug/Narcotic Violations	77	65	61	7
Drug/Narcotic Equipment Violations	30	26	15	0
Gambling - Betting/Wagering	0	0	0	0
Gambling - Operating/Promoting	0	0	0	0
Gambling - Equipment Violations	0	0	0	0
Gambling - Sports Tampering	0	0	0	0
Pornography/Obscene Material	0	0	0	0
Prostitution	0	0	0	0
Prostitution Assisting/Promoting	0	0	0	0
Purchasing Prostitution	0	0	0	0
Weapon Law Violations	1	1	1	0
Total Group A Offenses	370	164	141	12



Mountain City Police Department - 2014

2013 Population Estimate	2,504
Offense Overview	
Offense Total	155
Number Cleared	37
Percent Cleared	23.87 %
Group A Crimes per 100,000 population	6,190.1
Arrest Overview	
Total Arrests	158
Adult Arrests	158
Juvenile Arrests	0
Unknown Age	0
Arrests per 100,000 population	6,309.9
Average number offenses/incident	1.00

Domestic Violence Victims		
Offense	Reported	Cleared
Murder	0	0
Aggravated Assault	3	3
Simple Assault	11	9
Intimidation	0	0
Stalking	0	0
Forcible Rape	0	0
Forcible Sodomy	0	0
Sexual Assault W/Object	0	0
Forcible Fondling	0	0
Incest	0	0
Statutory Rape	1	1
Kidnapping/Abduction	0	0
Total	15	13

TIBRS Group B Arrests		
Offense	Adult	Juvenile
Bad Checks	2	0
Curfew/Vagrancy	0	0
Disorderly Conduct	4	0
DUI	29	0
Drunkenness	17	0
Family-Non Violent	0	0
Liquor Law Violations	0	0
Peeping Tom	0	0
Trespass	4	0
All Other Offenses	64	0
Total Group B	120	0

TIBRS Group A Offenses	Offenses		Arrests	
	Reported	Cleared	Adult	Juvenile
Crimes Against Persons				
Murder	0	0	0	0
Negligent Manslaughter	0	0	0	0
Kidnapping/Abduction	0	0	0	0
Forcible Rape	1	1	0	0
Forcible Sodomy	0	0	0	0
Sexual Assault W/Object	0	0	0	0
Forcible Fondling	0	0	0	0
Incest	0	0	0	0
Statutory Rape	1	1	1	0
Aggravated Assault	4	3	3	0
Simple Assault	25	13	13	0
Intimidation	5	1	1	0
Stalking	4	1	1	0
Commercial Sex Acts	0	0	0	0
Involuntary Servitude	0	0	0	0
Crimes Against Property				
Arson	0	0	0	0
Bribery	0	0	0	0
Burglary	7	1	3	0
Counterfeiting/Forgery	0	0	0	0
Destruction/Damage/Vandalism	32	0	0	0
Embezzlement	0	0	0	0
Extortion/Blackmail	0	0	0	0
Fraud - False Pretenses	1	0	0	0
Fraud - Credit Card/ATM	6	0	0	0
Fraud - Impersonation	0	0	0	0
Fraud - Welfare	0	0	0	0
Fraud - Wire	0	0	0	0
Motor Vehicle Theft	3	0	0	0
Robbery	0	0	0	0
Stolen Property Offenses	0	0	0	0
Theft - Pocket-picking	0	0	0	0
Theft - Purse Snatching	1	0	0	0
Theft - Shoplifting	21	7	7	0
Theft From Building	4	0	0	0
Theft From Coin Machine	0	0	0	0
Theft From Motor Vehicle	5	2	2	0
Theft of Motor Vehicle Parts	0	0	0	0
Theft - All Other Larceny	29	1	1	0
Crimes Against Society				
Drug/Narcotic Violations	4	4	4	0
Drug/Narcotic Equipment Violations	2	2	2	0
Gambling - Betting/Wagering	0	0	0	0
Gambling - Operating/Promoting	0	0	0	0
Gambling - Equipment Violations	0	0	0	0
Gambling - Sports Tampering	0	0	0	0
Pornography/Obscene Material	0	0	0	0
Prostitution	0	0	0	0
Prostitution Assisting/Promoting	0	0	0	0
Purchasing Prostitution	0	0	0	0
Weapon Law Violations	0	0	0	0
Total Group A Offenses	155	37	38	0



Munford Police Department - 2014

2013 Population Estimate	6,027
Offense Overview	
Offense Total	394
Number Cleared	96
Percent Cleared	24.37 %
Group A Crimes per 100,000 population	6,537.2
Arrest Overview	
Total Arrests	202
Adult Arrests	161
Juvenile Arrests	41
Unknown Age	0
Arrests per 100,000 population	3,351.6
Average number offenses/incident	1.14

Domestic Violence Victims		
Offense	Reported	Cleared
Murder	0	0
Aggravated Assault	9	7
Simple Assault	46	30
Intimidation	15	4
Stalking	0	0
Forcible Rape	1	0
Forcible Sodomy	0	0
Sexual Assault W/Object	0	0
Forcible Fondling	0	0
Incest	0	0
Statutory Rape	0	0
Kidnapping/Abduction	0	0
Total	71	41

TIBRS Group B Arrests		
Offense	Adult	Juvenile
Bad Checks	0	0
Curfew/Vagrancy	0	8
Disorderly Conduct	3	0
DUI	6	0
Drunkenness	1	0
Family-Non Violent	0	0
Liquor Law Violations	4	3
Peeping Tom	0	0
Trespass	1	1
All Other Offenses	81	3
Total Group B	96	15

TIBRS Group A Offenses	Offenses		Arrests	
	Reported	Cleared	Adult	Juvenile
Crimes Against Persons				
Murder	0	0	0	0
Negligent Manslaughter	0	0	0	0
Kidnapping/Abduction	0	0	0	0
Forcible Rape	3	0	0	0
Forcible Sodomy	0	0	0	0
Sexual Assault W/Object	1	0	0	0
Forcible Fondling	0	0	0	0
Incest	0	0	0	0
Statutory Rape	0	0	0	0
Aggravated Assault	20	10	7	1
Simple Assault	76	31	20	8
Intimidation	35	5	4	1
Stalking	1	0	0	0
Commercial Sex Acts	0	0	0	0
Involuntary Servitude	0	0	0	0
Crimes Against Property				
Arson	1	1	1	0
Bribery	0	0	0	0
Burglary	18	0	0	0
Counterfeiting/Forgery	9	0	0	0
Destruction/Damage/Vandalism	52	4	0	0
Embezzlement	0	0	0	0
Extortion/Blackmail	0	0	0	0
Fraud - False Pretenses	2	0	0	0
Fraud - Credit Card/ATM	2	0	0	0
Fraud - Impersonation	5	0	0	0
Fraud - Welfare	0	0	0	0
Fraud - Wire	1	0	0	0
Motor Vehicle Theft	6	0	0	0
Robbery	1	0	0	0
Stolen Property Offenses	2	2	1	0
Theft - Pocket-picking	0	0	0	0
Theft - Purse Snatching	1	0	0	0
Theft - Shoplifting	6	3	0	5
Theft From Building	31	3	3	0
Theft From Coin Machine	5	0	0	0
Theft From Motor Vehicle	27	0	0	0
Theft of Motor Vehicle Parts	3	0	0	0
Theft - All Other Larceny	36	3	2	1
Crimes Against Society				
Drug/Narcotic Violations	26	20	19	4
Drug/Narcotic Equipment Violations	13	12	8	3
Gambling - Betting/Wagering	0	0	0	0
Gambling - Operating/Promoting	1	0	0	0
Gambling - Equipment Violations	0	0	0	0
Gambling - Sports Tampering	0	0	0	0
Pornography/Obscene Material	1	0	0	0
Prostitution	0	0	0	0
Prostitution Assisting/Promoting	0	0	0	0
Purchasing Prostitution	0	0	0	0
Weapon Law Violations	9	2	0	3
Total Group A Offenses	394	96	65	26



Murfreesboro Police Department - 2014

2013 Population Estimate	117,044
Offense Overview	
Offense Total	11,915
Number Cleared	4,145
Percent Cleared	34.79 %
Group A Crimes per 100,000 population	10,179.9
Arrest Overview	
Total Arrests	5,177
Adult Arrests	4,905
Juvenile Arrests	272
Unknown Age	0
Arrests per 100,000 population	4,423.1
Average number offenses/incident	1.21

Domestic Violence Victims		
Offense	Reported	Cleared
Murder	2	0
Aggravated Assault	231	142
Simple Assault	1,053	398
Intimidation	989	55
Stalking	39	5
Forcible Rape	2	0
Forcible Sodomy	2	2
Sexual Assault W/Object	1	1
Forcible Fondling	2	0
Incest	0	0
Statutory Rape	1	1
Kidnapping/Abduction	16	15
Total	2,338	619

TIBRS Group B Arrests		
Offense	Adult	Juvenile
Bad Checks	0	0
Curfew/Vagrancy	0	4
Disorderly Conduct	42	3
DUI	645	4
Drunkenness	356	4
Family-Non Violent	3	0
Liquor Law Violations	257	13
Peeping Tom	0	0
Trespass	9	1
All Other Offenses	262	19
Total Group B	1,574	48

TIBRS Group A Offenses	Offenses		Arrests	
	Reported	Cleared	Adult	Juvenile
Crimes Against Persons				
Murder	7	2	2	0
Negligent Manslaughter	0	0	0	0
Kidnapping/Abduction	31	21	18	0
Forcible Rape	29	5	1	1
Forcible Sodomy	7	3	0	1
Sexual Assault W/Object	16	1	1	0
Forcible Fondling	24	1	2	0
Incest	0	0	0	0
Statutory Rape	13	6	4	0
Aggravated Assault	455	222	168	6
Simple Assault	1,576	504	382	38
Intimidation	1,225	74	33	2
Stalking	53	5	3	0
Commercial Sex Acts	0	0	0	0
Involuntary Servitude	0	0	0	0
Crimes Against Property				
Arson	7	1	1	0
Bribery	1	1	1	0
Burglary	765	40	27	3
Counterfeiting/Forgery	170	27	28	2
Destruction/Damage/Vandalism	981	98	23	6
Embezzlement	38	15	14	0
Extortion/Blackmail	3	1	1	0
Fraud - False Pretenses	557	32	20	1
Fraud - Credit Card/ATM	206	4	0	0
Fraud - Impersonation	192	128	110	4
Fraud - Welfare	0	0	0	0
Fraud - Wire	5	0	0	0
Motor Vehicle Theft	177	22	16	2
Robbery	119	24	29	3
Stolen Property Offenses	15	12	13	0
Theft - Pocket-picking	3	0	0	0
Theft - Purse Snatching	2	1	0	0
Theft - Shoplifting	1,045	694	744	116
Theft From Building	591	27	12	1
Theft From Coin Machine	2	0	0	0
Theft From Motor Vehicle	677	31	18	5
Theft of Motor Vehicle Parts	174	9	5	0
Theft - All Other Larceny	603	34	39	0
Crimes Against Society				
Drug/Narcotic Violations	1,173	1,157	1,189	29
Drug/Narcotic Equipment Violations	857	844	381	3
Gambling - Betting/Wagering	0	0	0	0
Gambling - Operating/Promoting	0	0	0	0
Gambling - Equipment Violations	0	0	0	0
Gambling - Sports Tampering	0	0	0	0
Pornography/Obscene Material	13	4	0	0
Prostitution	8	7	6	0
Prostitution Assisting/Promoting	0	0	0	0
Purchasing Prostitution	0	0	0	0
Weapon Law Violations	95	88	40	1
Total Group A Offenses	11,915	4,145	3,331	224



Nashville Metro Police Department - 2014

2013 Population Estimate	658,602
Offense Overview	
Offense Total	82,259
Number Cleared	33,882
Percent Cleared	41.19 %
Group A Crimes per 100,000 population	12,489.9
Arrest Overview	
Total Arrests	46,754
Adult Arrests	42,575
Juvenile Arrests	4,179
Unknown Age	21
Arrests per 100,000 population	7,099.0
Average number offenses/incident	1.23

Domestic Violence Victims		
Offense	Reported	Cleared
Murder	3	3
Aggravated Assault	1,949	1,503
Simple Assault	8,249	6,139
Intimidation	1,788	1,122
Stalking	91	71
Forcible Rape	80	23
Forcible Sodomy	41	8
Sexual Assault W/Object	16	5
Forcible Fondling	68	16
Incest	1	0
Statutory Rape	19	6
Kidnapping/Abduction	66	53
Total	12,371	8,949

TIBRS Group B Arrests		
Offense	Adult	Juvenile
Bad Checks	9	0
Curfew/Vagrancy	0	606
Disorderly Conduct	704	470
DUI	1,771	1
Drunkenness	3,125	3
Family-Non Violent	279	1
Liquor Law Violations	320	35
Peeping Tom	0	0
Trespass	2,671	167
All Other Offenses	11,616	320
Total Group B	20,495	1,603

TIBRS Group A Offenses	Offenses		Arrests	
	Reported	Cleared	Adult	Juvenile
Crimes Against Persons				
Murder	41	23	76	16
Negligent Manslaughter	0	0	1	0
Kidnapping/Abduction	147	70	86	6
Forcible Rape	333	44	9	4
Forcible Sodomy	121	15	0	0
Sexual Assault W/Object	52	8	2	0
Forcible Fondling	381	72	27	1
Incest	1	0	0	0
Statutory Rape	46	8	4	0
Aggravated Assault	5,251	2,763	4,372	530
Simple Assault	13,733	8,248	447	94
Intimidation	4,865	1,787	1,091	273
Stalking	174	92	60	1
Commercial Sex Acts	4	2	0	0
Involuntary Servitude	0	0	0	0
Crimes Against Property				
Arson	97	31	20	4
Bribery	4	2	0	0
Burglary	4,867	515	336	58
Counterfeiting/Forgery	1,092	192	131	11
Destruction/Damage/Vandalism	7,461	1,913	858	180
Embezzlement	452	140	0	0
Extortion/Blackmail	22	2	0	0
Fraud - False Pretenses	2,401	221	138	7
Fraud - Credit Card/ATM	1,318	31	27	4
Fraud - Impersonation	681	192	252	3
Fraud - Welfare	2	0	0	0
Fraud - Wire	81	0	0	0
Motor Vehicle Theft	1,190	149	83	27
Robbery	1,534	275	245	48
Stolen Property Offenses	23	13	1	0
Theft - Pocket-picking	159	11	0	0
Theft - Purse Snatching	53	6	0	0
Theft - Shoplifting	4,413	2,299	2,257	424
Theft From Building	4,239	591	0	0
Theft From Coin Machine	34	0	0	0
Theft From Motor Vehicle	4,081	229	131	26
Theft of Motor Vehicle Parts	2,132	28	0	0
Theft - All Other Larceny	2,831	332	902	129
Crimes Against Society				
Drug/Narcotic Violations	8,931	7,181	6,129	442
Drug/Narcotic Equipment Violations	5,218	4,468	3,349	172
Gambling - Betting/Wagering	7	7	21	3
Gambling - Operating/Promoting	8	6	3	0
Gambling - Equipment Violations	72	64	38	8
Gambling - Sports Tampering	4	3	0	0
Pornography/Obscene Material	105	31	5	0
Prostitution	662	557	564	0
Prostitution Assisting/Promoting	16	13	24	0
Purchasing Prostitution	0	0	0	0
Weapon Law Violations	2,920	1,248	391	105
Total Group A Offenses	82,259	33,882	22,080	2,576



New Johnsonville Police Department - 2014

2013 Population Estimate	1,913
Offense Overview	
Offense Total	79
Number Cleared	28
Percent Cleared	35.44 %
Group A Crimes per 100,000 population	4,129.6
Arrest Overview	
Total Arrests	33
Adult Arrests	30
Juvenile Arrests	3
Unknown Age	0
Arrests per 100,000 population	1,725.0
Average number offenses/incident	1.05

Domestic Violence Victims		
Offense	Reported	Cleared
Murder	0	0
Aggravated Assault	0	0
Simple Assault	9	7
Intimidation	0	0
Stalking	0	0
Forcible Rape	0	0
Forcible Sodomy	0	0
Sexual Assault W/Object	0	0
Forcible Fondling	0	0
Incest	0	0
Statutory Rape	0	0
Kidnapping/Abduction	0	0
Total	9	7

TIBRS Group B Arrests		
Offense	Adult	Juvenile
Bad Checks	1	0
Curfew/Vagrancy	0	0
Disorderly Conduct	0	0
DUI	0	0
Drunkenness	3	0
Family-Non Violent	0	0
Liquor Law Violations	0	0
Peeping Tom	0	0
Trespass	0	0
All Other Offenses	2	0
Total Group B	6	0

TIBRS Group A Offenses	Offenses		Arrests	
	Reported	Cleared	Adult	Juvenile
Crimes Against Persons				
Murder	0	0	0	0
Negligent Manslaughter	0	0	0	0
Kidnapping/Abduction	0	0	0	0
Forcible Rape	1	0	0	0
Forcible Sodomy	0	0	0	0
Sexual Assault W/Object	0	0	0	0
Forcible Fondling	0	0	0	0
Incest	0	0	0	0
Statutory Rape	0	0	0	0
Aggravated Assault	0	0	0	0
Simple Assault	11	9	9	0
Intimidation	11	1	1	0
Stalking	0	0	0	0
Commercial Sex Acts	0	0	0	0
Involuntary Servitude	0	0	0	0
Crimes Against Property				
Arson	0	0	0	0
Bribery	0	0	0	0
Burglary	0	0	0	0
Counterfeiting/Forgery	0	0	0	0
Destruction/Damage/Vandalism	13	0	0	0
Embezzlement	0	0	0	0
Extortion/Blackmail	0	0	0	0
Fraud - False Pretenses	0	0	0	0
Fraud - Credit Card/ATM	3	0	0	0
Fraud - Impersonation	0	0	0	0
Fraud - Welfare	0	0	0	0
Fraud - Wire	0	0	0	0
Motor Vehicle Theft	5	1	1	0
Robbery	0	0	0	0
Stolen Property Offenses	0	0	0	0
Theft - Pocket-picking	0	0	0	0
Theft - Purse Snatching	0	0	0	0
Theft - Shoplifting	4	3	1	2
Theft From Building	10	2	2	0
Theft From Coin Machine	1	0	0	0
Theft From Motor Vehicle	3	1	0	1
Theft of Motor Vehicle Parts	0	0	0	0
Theft - All Other Larceny	5	0	0	0
Crimes Against Society				
Drug/Narcotic Violations	8	8	9	0
Drug/Narcotic Equipment Violations	4	3	1	0
Gambling - Betting/Wagering	0	0	0	0
Gambling - Operating/Promoting	0	0	0	0
Gambling - Equipment Violations	0	0	0	0
Gambling - Sports Tampering	0	0	0	0
Pornography/Obscene Material	0	0	0	0
Prostitution	0	0	0	0
Prostitution Assisting/Promoting	0	0	0	0
Purchasing Prostitution	0	0	0	0
Weapon Law Violations	0	0	0	0
Total Group A Offenses	79	28	24	3



New Market Police Department - 2014

2013 Population Estimate	1,355
Offense Overview	
Offense Total	22
Number Cleared	16
Percent Cleared	72.73 %
Group A Crimes per 100,000 population	1,623.6
Arrest Overview	
Total Arrests	30
Adult Arrests	30
Juvenile Arrests	0
Unknown Age	0
Arrests per 100,000 population	2,214.0
Average number offenses/incident	1.10

Domestic Violence Victims		
Offense	Reported	Cleared
Murder	0	0
Aggravated Assault	1	1
Simple Assault	1	0
Intimidation	0	0
Stalking	0	0
Forcible Rape	0	0
Forcible Sodomy	0	0
Sexual Assault W/Object	0	0
Forcible Fondling	0	0
Incest	0	0
Statutory Rape	0	0
Kidnapping/Abduction	0	0
Total	2	1

TIBRS Group B Arrests		
Offense	Adult	Juvenile
Bad Checks	0	0
Curfew/Vagrancy	0	0
Disorderly Conduct	0	0
DUI	5	0
Drunkenness	6	0
Family-Non Violent	0	0
Liquor Law Violations	0	0
Peeping Tom	0	0
Trespass	0	0
All Other Offenses	2	0
Total Group B	13	0

TIBRS Group A Offenses	Offenses		Arrests	
	Reported	Cleared	Adult	Juvenile
Crimes Against Persons				
Murder	0	0	0	0
Negligent Manslaughter	0	0	0	0
Kidnapping/Abduction	0	0	0	0
Forcible Rape	0	0	0	0
Forcible Sodomy	0	0	0	0
Sexual Assault W/Object	0	0	0	0
Forcible Fondling	0	0	0	0
Incest	0	0	0	0
Statutory Rape	0	0	0	0
Aggravated Assault	5	5	3	0
Simple Assault	2	1	1	0
Intimidation	0	0	0	0
Stalking	0	0	0	0
Commercial Sex Acts	0	0	0	0
Involuntary Servitude	0	0	0	0
Crimes Against Property				
Arson	0	0	0	0
Bribery	0	0	0	0
Burglary	1	0	0	0
Counterfeiting/Forgery	0	0	0	0
Destruction/Damage/Vandalism	2	1	3	0
Embezzlement	0	0	0	0
Extortion/Blackmail	0	0	0	0
Fraud - False Pretenses	0	0	0	0
Fraud - Credit Card/ATM	0	0	0	0
Fraud - Impersonation	1	1	1	0
Fraud - Welfare	0	0	0	0
Fraud - Wire	0	0	0	0
Motor Vehicle Theft	0	0	0	0
Robbery	0	0	0	0
Stolen Property Offenses	0	0	0	0
Theft - Pocket-picking	0	0	0	0
Theft - Purse Snatching	0	0	0	0
Theft - Shoplifting	0	0	0	0
Theft From Building	3	1	2	0
Theft From Coin Machine	0	0	0	0
Theft From Motor Vehicle	1	0	0	0
Theft of Motor Vehicle Parts	0	0	0	0
Theft - All Other Larceny	1	1	1	0
Crimes Against Society				
Drug/Narcotic Violations	4	4	4	0
Drug/Narcotic Equipment Violations	2	2	2	0
Gambling - Betting/Wagering	0	0	0	0
Gambling - Operating/Promoting	0	0	0	0
Gambling - Equipment Violations	0	0	0	0
Gambling - Sports Tampering	0	0	0	0
Pornography/Obscene Material	0	0	0	0
Prostitution	0	0	0	0
Prostitution Assisting/Promoting	0	0	0	0
Purchasing Prostitution	0	0	0	0
Weapon Law Violations	0	0	0	0
Total Group A Offenses	22	16	17	0



New Tazewell Police Department - 2014

2013 Population Estimate	2,973
Offense Overview	
Offense Total	103
Number Cleared	72
Percent Cleared	69.90 %
Group A Crimes per 100,000 population	3,464.5
Arrest Overview	
Total Arrests	116
Adult Arrests	114
Juvenile Arrests	2
Unknown Age	0
Arrests per 100,000 population	3,901.8
Average number offenses/incident	1.17

Domestic Violence Victims		
Offense	Reported	Cleared
Murder	0	0
Aggravated Assault	2	1
Simple Assault	7	7
Intimidation	0	0
Stalking	0	0
Forcible Rape	0	0
Forcible Sodomy	0	0
Sexual Assault W/Object	0	0
Forcible Fondling	0	0
Incest	0	0
Statutory Rape	0	0
Kidnapping/Abduction	0	0
Total	9	8

TIBRS Group B Arrests		
Offense	Adult	Juvenile
Bad Checks	0	0
Curfew/Vagrancy	0	0
Disorderly Conduct	1	0
DUI	15	0
Drunkenness	31	0
Family-Non Violent	0	0
Liquor Law Violations	0	0
Peeping Tom	0	0
Trespass	1	0
All Other Offenses	2	0
Total Group B	50	0

TIBRS Group A Offenses	Offenses		Arrests	
	Reported	Cleared	Adult	Juvenile
Crimes Against Persons				
Murder	0	0	0	0
Negligent Manslaughter	0	0	0	0
Kidnapping/Abduction	0	0	0	0
Forcible Rape	0	0	0	0
Forcible Sodomy	0	0	0	0
Sexual Assault W/Object	0	0	0	0
Forcible Fondling	0	0	0	0
Incest	0	0	0	0
Statutory Rape	0	0	0	0
Aggravated Assault	2	1	1	0
Simple Assault	8	7	6	0
Intimidation	0	0	0	0
Stalking	0	0	0	0
Commercial Sex Acts	0	0	0	0
Involuntary Servitude	0	0	0	0
Crimes Against Property				
Arson	1	0	0	0
Bribery	0	0	0	0
Burglary	8	5	7	0
Counterfeiting/Forgery	1	1	1	0
Destruction/Damage/Vandalism	7	2	1	1
Embezzlement	0	0	0	0
Extortion/Blackmail	0	0	0	0
Fraud - False Pretenses	0	0	0	0
Fraud - Credit Card/ATM	0	0	0	0
Fraud - Impersonation	1	1	1	0
Fraud - Welfare	0	0	0	0
Fraud - Wire	0	0	0	0
Motor Vehicle Theft	2	0	0	0
Robbery	0	0	0	0
Stolen Property Offenses	0	0	0	0
Theft - Pocket-picking	0	0	0	0
Theft - Purse Snatching	1	0	0	0
Theft - Shoplifting	28	27	27	1
Theft From Building	7	1	0	0
Theft From Coin Machine	0	0	0	0
Theft From Motor Vehicle	3	0	0	0
Theft of Motor Vehicle Parts	1	0	0	0
Theft - All Other Larceny	6	0	0	0
Crimes Against Society				
Drug/Narcotic Violations	15	15	15	0
Drug/Narcotic Equipment Violations	12	12	5	0
Gambling - Betting/Wagering	0	0	0	0
Gambling - Operating/Promoting	0	0	0	0
Gambling - Equipment Violations	0	0	0	0
Gambling - Sports Tampering	0	0	0	0
Pornography/Obscene Material	0	0	0	0
Prostitution	0	0	0	0
Prostitution Assisting/Promoting	0	0	0	0
Purchasing Prostitution	0	0	0	0
Weapon Law Violations	0	0	0	0
Total Group A Offenses	103	72	64	2



Newbern Police Department - 2014

2013 Population Estimate	3,337
Offense Overview	
Offense Total	228
Number Cleared	106
Percent Cleared	46.49 %
Group A Crimes per 100,000 population	6,832.5
Arrest Overview	
Total Arrests	235
Adult Arrests	202
Juvenile Arrests	33
Unknown Age	0
Arrests per 100,000 population	7,042.3
Average number offenses/incident	1.14

Domestic Violence Victims		
Offense	Reported	Cleared
Murder	0	0
Aggravated Assault	10	9
Simple Assault	31	28
Intimidation	4	2
Stalking	0	0
Forcible Rape	0	0
Forcible Sodomy	0	0
Sexual Assault W/Object	0	0
Forcible Fondling	0	0
Incest	0	0
Statutory Rape	0	0
Kidnapping/Abduction	0	0
Total	45	39

TIBRS Group B Arrests		
Offense	Adult	Juvenile
Bad Checks	22	0
Curfew/Vagrancy	0	3
Disorderly Conduct	2	6
DUI	23	1
Drunkenness	9	0
Family-Non Violent	0	1
Liquor Law Violations	4	6
Peeping Tom	0	0
Trespass	7	0
All Other Offenses	67	0
Total Group B	134	17

TIBRS Group A Offenses	Offenses		Arrests	
	Reported	Cleared	Adult	Juvenile
Crimes Against Persons				
Murder	0	0	0	0
Negligent Manslaughter	0	0	0	0
Kidnapping/Abduction	0	0	0	0
Forcible Rape	1	1	0	0
Forcible Sodomy	0	0	0	0
Sexual Assault W/Object	0	0	0	0
Forcible Fondling	0	0	0	0
Incest	0	0	0	0
Statutory Rape	0	0	0	0
Aggravated Assault	19	16	8	4
Simple Assault	51	40	25	7
Intimidation	7	3	0	0
Stalking	0	0	0	0
Commercial Sex Acts	0	0	0	0
Involuntary Servitude	0	0	0	0
Crimes Against Property				
Arson	1	0	0	0
Bribery	0	0	0	0
Burglary	19	1	0	1
Counterfeiting/Forgery	2	0	0	0
Destruction/Damage/Vandalism	41	9	5	1
Embezzlement	2	0	0	0
Extortion/Blackmail	0	0	0	0
Fraud - False Pretenses	6	4	4	0
Fraud - Credit Card/ATM	2	0	0	0
Fraud - Impersonation	2	2	1	1
Fraud - Welfare	0	0	0	0
Fraud - Wire	0	0	0	0
Motor Vehicle Theft	3	0	0	0
Robbery	0	0	0	0
Stolen Property Offenses	1	1	1	0
Theft - Pocket-picking	0	0	0	0
Theft - Purse Snatching	0	0	0	0
Theft - Shoplifting	9	7	8	2
Theft From Building	7	3	2	0
Theft From Coin Machine	0	0	0	0
Theft From Motor Vehicle	11	0	0	0
Theft of Motor Vehicle Parts	2	0	0	0
Theft - All Other Larceny	24	1	1	0
Crimes Against Society				
Drug/Narcotic Violations	11	11	11	0
Drug/Narcotic Equipment Violations	6	6	1	0
Gambling - Betting/Wagering	0	0	0	0
Gambling - Operating/Promoting	0	0	0	0
Gambling - Equipment Violations	0	0	0	0
Gambling - Sports Tampering	0	0	0	0
Pornography/Obscene Material	0	0	0	0
Prostitution	0	0	0	0
Prostitution Assisting/Promoting	0	0	0	0
Purchasing Prostitution	0	0	0	0
Weapon Law Violations	1	1	1	0
Total Group A Offenses	228	106	68	16



Newport Police Department - 2014

2013 Population Estimate	6,926
Offense Overview	
Offense Total	1,521
Number Cleared	677
Percent Cleared	44.51 %
Group A Crimes per 100,000 population	21,960.7
Arrest Overview	
Total Arrests	955
Adult Arrests	912
Juvenile Arrests	43
Unknown Age	0
Arrests per 100,000 population	13,788.6
Average number offenses/incident	1.13

Domestic Violence Victims		
Offense	Reported	Cleared
Murder	0	0
Aggravated Assault	31	23
Simple Assault	94	52
Intimidation	40	2
Stalking	1	0
Forcible Rape	1	0
Forcible Sodomy	1	1
Sexual Assault W/Object	1	1
Forcible Fondling	1	0
Incest	0	0
Statutory Rape	1	1
Kidnapping/Abduction	0	0
Total	171	80

TIBRS Group B Arrests		
Offense	Adult	Juvenile
Bad Checks	1	0
Curfew/Vagrancy	0	3
Disorderly Conduct	11	0
DUI	68	0
Drunkenness	53	0
Family-Non Violent	0	0
Liquor Law Violations	16	5
Peeping Tom	1	0
Trespass	12	0
All Other Offenses	170	1
Total Group B	332	9

	Offenses		Arrests	
	Reported	Cleared	Adult	Juvenile
TIBRS Group A Offenses				
Crimes Against Persons				
Murder	0	0	0	0
Negligent Manslaughter	0	0	0	0
Kidnapping/Abduction	0	0	0	0
Forcible Rape	1	0	0	0
Forcible Sodomy	1	1	0	0
Sexual Assault W/Object	1	1	0	0
Forcible Fondling	2	0	0	0
Incest	0	0	0	0
Statutory Rape	1	1	1	0
Aggravated Assault	60	38	31	1
Simple Assault	149	63	63	1
Intimidation	112	9	8	0
Stalking	2	0	0	0
Commercial Sex Acts	0	0	0	0
Involuntary Servitude	0	0	0	0
Crimes Against Property				
Arson	1	0	0	0
Bribery	0	0	0	0
Burglary	72	8	10	1
Counterfeiting/Forgery	46	12	9	0
Destruction/Damage/Vandalism	152	28	15	4
Embezzlement	17	15	12	0
Extortion/Blackmail	1	1	0	0
Fraud - False Pretenses	75	26	22	0
Fraud - Credit Card/ATM	31	14	13	0
Fraud - Impersonation	5	4	3	0
Fraud - Welfare	0	0	0	0
Fraud - Wire	2	1	0	0
Motor Vehicle Theft	27	9	7	1
Robbery	9	6	6	0
Stolen Property Offenses	0	0	0	0
Theft - Pocket-picking	0	0	0	0
Theft - Purse Snatching	1	1	1	0
Theft - Shoplifting	277	219	230	18
Theft From Building	168	46	27	3
Theft From Coin Machine	1	0	0	0
Theft From Motor Vehicle	92	21	13	1
Theft of Motor Vehicle Parts	15	2	3	0
Theft - All Other Larceny	57	10	8	0
Crimes Against Society				
Drug/Narcotic Violations	89	88	75	4
Drug/Narcotic Equipment Violations	50	49	20	0
Gambling - Betting/Wagering	0	0	0	0
Gambling - Operating/Promoting	0	0	0	0
Gambling - Equipment Violations	0	0	0	0
Gambling - Sports Tampering	0	0	0	0
Pornography/Obscene Material	0	0	0	0
Prostitution	0	0	0	0
Prostitution Assisting/Promoting	0	0	0	0
Purchasing Prostitution	0	0	0	0
Weapon Law Violations	4	4	3	0
Total Group A Offenses	1,521	677	580	34



Niota Police Department - 2014

2013 Population Estimate	719
Offense Overview	
Offense Total	51
Number Cleared	9
Percent Cleared	17.65 %
Group A Crimes per 100,000 population	7,093.2
Arrest Overview	
Total Arrests	11
Adult Arrests	11
Juvenile Arrests	0
Unknown Age	0
Arrests per 100,000 population	1,529.9
Average number offenses/incident	1.11

Domestic Violence Victims		
Offense	Reported	Cleared
Murder	0	0
Aggravated Assault	2	0
Simple Assault	6	4
Intimidation	0	0
Stalking	0	0
Forcible Rape	0	0
Forcible Sodomy	0	0
Sexual Assault W/Object	0	0
Forcible Fondling	0	0
Incest	0	0
Statutory Rape	0	0
Kidnapping/Abduction	0	0
Total	8	4

TIBRS Group B Arrests		
Offense	Adult	Juvenile
Bad Checks	0	0
Curfew/Vagrancy	0	0
Disorderly Conduct	0	0
DUI	4	0
Drunkenness	0	0
Family-Non Violent	0	0
Liquor Law Violations	0	0
Peeping Tom	0	0
Trespass	0	0
All Other Offenses	1	0
Total Group B	5	0

TIBRS Group A Offenses	Offenses		Arrests	
	Reported	Cleared	Adult	Juvenile
Crimes Against Persons				
Murder	0	0	0	0
Negligent Manslaughter	0	0	0	0
Kidnapping/Abduction	0	0	0	0
Forcible Rape	0	0	0	0
Forcible Sodomy	0	0	0	0
Sexual Assault W/Object	0	0	0	0
Forcible Fondling	0	0	0	0
Incest	0	0	0	0
Statutory Rape	0	0	0	0
Aggravated Assault	2	0	0	0
Simple Assault	12	6	4	0
Intimidation	5	0	0	0
Stalking	0	0	0	0
Commercial Sex Acts	0	0	0	0
Involuntary Servitude	0	0	0	0
Crimes Against Property				
Arson	0	0	0	0
Bribery	0	0	0	0
Burglary	3	0	0	0
Counterfeiting/Forgery	0	0	0	0
Destruction/Damage/Vandalism	3	0	0	0
Embezzlement	0	0	0	0
Extortion/Blackmail	0	0	0	0
Fraud - False Pretenses	0	0	0	0
Fraud - Credit Card/ATM	0	0	0	0
Fraud - Impersonation	0	0	0	0
Fraud - Welfare	0	0	0	0
Fraud - Wire	0	0	0	0
Motor Vehicle Theft	1	1	0	0
Robbery	0	0	0	0
Stolen Property Offenses	0	0	0	0
Theft - Pocket-picking	0	0	0	0
Theft - Purse Snatching	0	0	0	0
Theft - Shoplifting	5	0	0	0
Theft From Building	6	0	0	0
Theft From Coin Machine	0	0	0	0
Theft From Motor Vehicle	2	0	0	0
Theft of Motor Vehicle Parts	1	0	0	0
Theft - All Other Larceny	9	1	1	0
Crimes Against Society				
Drug/Narcotic Violations	1	0	0	0
Drug/Narcotic Equipment Violations	1	1	1	0
Gambling - Betting/Wagering	0	0	0	0
Gambling - Operating/Promoting	0	0	0	0
Gambling - Equipment Violations	0	0	0	0
Gambling - Sports Tampering	0	0	0	0
Pornography/Obscene Material	0	0	0	0
Prostitution	0	0	0	0
Prostitution Assisting/Promoting	0	0	0	0
Purchasing Prostitution	0	0	0	0
Weapon Law Violations	0	0	0	0
Total Group A Offenses	51	9	6	0



Nolensville Police Department - 2014

2013 Population Estimate	6,213
Offense Overview	
Offense Total	182
Number Cleared	73
Percent Cleared	40.11 %
Group A Crimes per 100,000 population	2,929.3
Arrest Overview	
Total Arrests	106
Adult Arrests	69
Juvenile Arrests	37
Unknown Age	0
Arrests per 100,000 population	1,706.1
Average number offenses/incident	1.21

Domestic Violence Victims		
Offense	Reported	Cleared
Murder	0	0
Aggravated Assault	4	4
Simple Assault	11	9
Intimidation	2	2
Stalking	0	0
Forcible Rape	0	0
Forcible Sodomy	0	0
Sexual Assault W/Object	0	0
Forcible Fondling	0	0
Incest	0	0
Statutory Rape	0	0
Kidnapping/Abduction	0	0
Total	17	15

TIBRS Group B Arrests		
Offense	Adult	Juvenile
Bad Checks	0	0
Curfew/Vagrancy	0	3
Disorderly Conduct	1	1
DUI	14	2
Drunkenness	9	1
Family-Non Violent	0	2
Liquor Law Violations	1	6
Peeping Tom	0	0
Trespass	0	3
All Other Offenses	2	9
Total Group B	27	27

TIBRS Group A Offenses	Offenses		Arrests	
	Reported	Cleared	Adult	Juvenile
Crimes Against Persons				
Murder	0	0	0	0
Negligent Manslaughter	0	0	0	0
Kidnapping/Abduction	0	0	0	0
Forcible Rape	1	0	0	0
Forcible Sodomy	0	0	0	0
Sexual Assault W/Object	0	0	0	0
Forcible Fondling	0	0	0	0
Incest	0	0	0	0
Statutory Rape	0	0	0	0
Aggravated Assault	7	6	4	0
Simple Assault	16	11	7	1
Intimidation	11	6	1	3
Stalking	0	0	0	0
Commercial Sex Acts	0	0	0	0
Involuntary Servitude	0	0	0	0
Crimes Against Property				
Arson	1	0	0	0
Bribery	0	0	0	0
Burglary	13	2	1	0
Counterfeiting/Forgery	8	5	2	0
Destruction/Damage/Vandalism	16	4	2	0
Embezzlement	1	0	0	0
Extortion/Blackmail	0	0	0	0
Fraud - False Pretenses	15	5	3	0
Fraud - Credit Card/ATM	4	0	0	0
Fraud - Impersonation	2	0	0	0
Fraud - Welfare	0	0	0	0
Fraud - Wire	6	0	0	0
Motor Vehicle Theft	3	0	0	0
Robbery	0	0	0	0
Stolen Property Offenses	2	1	1	0
Theft - Pocket-picking	1	0	0	0
Theft - Purse Snatching	0	0	0	0
Theft - Shoplifting	2	1	1	0
Theft From Building	7	2	1	0
Theft From Coin Machine	0	0	0	0
Theft From Motor Vehicle	16	0	0	0
Theft of Motor Vehicle Parts	3	0	0	0
Theft - All Other Larceny	15	2	0	0
Crimes Against Society				
Drug/Narcotic Violations	17	15	17	5
Drug/Narcotic Equipment Violations	12	10	0	1
Gambling - Betting/Wagering	0	0	0	0
Gambling - Operating/Promoting	0	0	0	0
Gambling - Equipment Violations	0	0	0	0
Gambling - Sports Tampering	0	0	0	0
Pornography/Obscene Material	0	0	0	0
Prostitution	0	0	0	0
Prostitution Assisting/Promoting	0	0	0	0
Purchasing Prostitution	0	0	0	0
Weapon Law Violations	3	3	2	0
Total Group A Offenses	182	73	42	10



2013 Population Estimate	1,634
Offense Overview	
Offense Total	23
Number Cleared	2
Percent Cleared	8.70 %
Group A Crimes per 100,000 population	1,407.6
Arrest Overview	
Total Arrests	2
Adult Arrests	2
Juvenile Arrests	0
Unknown Age	0
Arrests per 100,000 population	122.4
Average number offenses/incident	1.05

Domestic Violence Victims		
Offense	Reported	Cleared
Murder	0	0
Aggravated Assault	0	0
Simple Assault	0	0
Intimidation	0	0
Stalking	0	0
Forcible Rape	0	0
Forcible Sodomy	0	0
Sexual Assault W/Object	0	0
Forcible Fondling	0	0
Incest	0	0
Statutory Rape	0	0
Kidnapping/Abduction	0	0
Total	0	0

TIBRS Group B Arrests		
Offense	Adult	Juvenile
Bad Checks	0	0
Curfew/Vagrancy	0	0
Disorderly Conduct	0	0
DUI	0	0
Drunkenness	0	0
Family-Non Violent	0	0
Liquor Law Violations	0	0
Peeping Tom	0	0
Trespass	0	0
All Other Offenses	0	0
Total Group B	0	0

TIBRS Group A Offenses	Offenses		Arrests	
	Reported	Cleared	Adult	Juvenile
Crimes Against Persons				
Murder	0	0	0	0
Negligent Manslaughter	0	0	0	0
Kidnapping/Abduction	0	0	0	0
Forcible Rape	0	0	0	0
Forcible Sodomy	0	0	0	0
Sexual Assault W/Object	0	0	0	0
Forcible Fondling	0	0	0	0
Incest	0	0	0	0
Statutory Rape	0	0	0	0
Aggravated Assault	0	0	0	0
Simple Assault	1	0	0	0
Intimidation	0	0	0	0
Stalking	0	0	0	0
Commercial Sex Acts	0	0	0	0
Involuntary Servitude	0	0	0	0
Crimes Against Property				
Arson	0	0	0	0
Bribery	0	0	0	0
Burglary	5	0	0	0
Counterfeiting/Forgery	1	1	1	0
Destruction/Damage/Vandalism	0	0	0	0
Embezzlement	0	0	0	0
Extortion/Blackmail	0	0	0	0
Fraud - False Pretenses	0	0	0	0
Fraud - Credit Card/ATM	0	0	0	0
Fraud - Impersonation	0	0	0	0
Fraud - Welfare	0	0	0	0
Fraud - Wire	0	0	0	0
Motor Vehicle Theft	1	0	0	0
Robbery	0	0	0	0
Stolen Property Offenses	0	0	0	0
Theft - Pocket-picking	0	0	0	0
Theft - Purse Snatching	0	0	0	0
Theft - Shoplifting	2	1	1	0
Theft From Building	3	0	0	0
Theft From Coin Machine	0	0	0	0
Theft From Motor Vehicle	5	0	0	0
Theft of Motor Vehicle Parts	2	0	0	0
Theft - All Other Larceny	3	0	0	0
Crimes Against Society				
Drug/Narcotic Violations	0	0	0	0
Drug/Narcotic Equipment Violations	0	0	0	0
Gambling - Betting/Wagering	0	0	0	0
Gambling - Operating/Promoting	0	0	0	0
Gambling - Equipment Violations	0	0	0	0
Gambling - Sports Tampering	0	0	0	0
Pornography/Obscene Material	0	0	0	0
Prostitution	0	0	0	0
Prostitution Assisting/Promoting	0	0	0	0
Purchasing Prostitution	0	0	0	0
Weapon Law Violations	0	0	0	0
Total Group A Offenses	23	2	2	0



2013 Population Estimate	29,419
Offense Overview	
Offense Total	0
Number Cleared	0
Percent Cleared	0.00 %
Group A Crimes per 100,000 population	0.0
Arrest Overview	
Total Arrests	0
Adult Arrests	0
Juvenile Arrests	0
Unknown Age	0
Arrests per 100,000 population	0.0
Average number offenses/incident	0.00

Domestic Violence Victims		
Offense	Reported	Cleared
Murder	0	0
Aggravated Assault	0	0
Simple Assault	0	0
Intimidation	0	0
Stalking	0	0
Forcible Rape	0	0
Forcible Sodomy	0	0
Sexual Assault W/Object	0	0
Forcible Fondling	0	0
Incest	0	0
Statutory Rape	0	0
Kidnapping/Abduction	0	0
Total	0	0

TIBRS Group B Arrests		
Offense	Adult	Juvenile
Bad Checks	0	0
Curfew/Vagrancy	0	0
Disorderly Conduct	0	0
DUI	0	0
Drunkenness	0	0
Family-Non Violent	0	0
Liquor Law Violations	0	0
Peeping Tom	0	0
Trespass	0	0
All Other Offenses	0	0
Total Group B	0	0

TIBRS Group A Offenses	Offenses		Arrests	
	Reported	Cleared	Adult	Juvenile
Crimes Against Persons				
Murder	0	0	0	0
Negligent Manslaughter	0	0	0	0
Kidnapping/Abduction	0	0	0	0
Forcible Rape	0	0	0	0
Forcible Sodomy	0	0	0	0
Sexual Assault W/Object	0	0	0	0
Forcible Fondling	0	0	0	0
Incest	0	0	0	0
Statutory Rape	0	0	0	0
Aggravated Assault	0	0	0	0
Simple Assault	0	0	0	0
Intimidation	0	0	0	0
Stalking	0	0	0	0
Commercial Sex Acts	0	0	0	0
Involuntary Servitude	0	0	0	0
Crimes Against Property				
Arson	0	0	0	0
Bribery	0	0	0	0
Burglary	0	0	0	0
Counterfeiting/Forgery	0	0	0	0
Destruction/Damage/Vandalism	0	0	0	0
Embezzlement	0	0	0	0
Extortion/Blackmail	0	0	0	0
Fraud - False Pretenses	0	0	0	0
Fraud - Credit Card/ATM	0	0	0	0
Fraud - Impersonation	0	0	0	0
Fraud - Welfare	0	0	0	0
Fraud - Wire	0	0	0	0
Motor Vehicle Theft	0	0	0	0
Robbery	0	0	0	0
Stolen Property Offenses	0	0	0	0
Theft - Pocket-picking	0	0	0	0
Theft - Purse Snatching	0	0	0	0
Theft - Shoplifting	0	0	0	0
Theft From Building	0	0	0	0
Theft From Coin Machine	0	0	0	0
Theft From Motor Vehicle	0	0	0	0
Theft of Motor Vehicle Parts	0	0	0	0
Theft - All Other Larceny	0	0	0	0
Crimes Against Society				
Drug/Narcotic Violations	0	0	0	0
Drug/Narcotic Equipment Violations	0	0	0	0
Gambling - Betting/Wagering	0	0	0	0
Gambling - Operating/Promoting	0	0	0	0
Gambling - Equipment Violations	0	0	0	0
Gambling - Sports Tampering	0	0	0	0
Pornography/Obscene Material	0	0	0	0
Prostitution	0	0	0	0
Prostitution Assisting/Promoting	0	0	0	0
Purchasing Prostitution	0	0	0	0
Weapon Law Violations	0	0	0	0
Total Group A Offenses	0	0	0	0



Oakland Police Department - 2014

2013 Population Estimate	7,107
Offense Overview	
Offense Total	169
Number Cleared	82
Percent Cleared	48.52 %
Group A Crimes per 100,000 population	2,377.9
Arrest Overview	
Total Arrests	118
Adult Arrests	110
Juvenile Arrests	8
Unknown Age	0
Arrests per 100,000 population	1,660.3
Average number offenses/incident	1.16

Domestic Violence Victims		
Offense	Reported	Cleared
Murder	0	0
Aggravated Assault	0	0
Simple Assault	10	8
Intimidation	6	2
Stalking	0	0
Forcible Rape	0	0
Forcible Sodomy	0	0
Sexual Assault W/Object	0	0
Forcible Fondling	0	0
Incest	0	0
Statutory Rape	1	1
Kidnapping/Abduction	0	0
Total	17	11

TIBRS Group B Arrests		
Offense	Adult	Juvenile
Bad Checks	0	0
Curfew/Vagrancy	0	0
Disorderly Conduct	1	0
DUI	19	0
Drunkenness	2	0
Family-Non Violent	0	0
Liquor Law Violations	6	0
Peeping Tom	0	0
Trespass	2	0
All Other Offenses	8	1
Total Group B	38	1

TIBRS Group A Offenses	Offenses		Arrests	
	Reported	Cleared	Adult	Juvenile
Crimes Against Persons				
Murder	0	0	0	0
Negligent Manslaughter	0	0	0	0
Kidnapping/Abduction	2	1	1	0
Forcible Rape	0	0	0	0
Forcible Sodomy	0	0	0	0
Sexual Assault W/Object	0	0	0	0
Forcible Fondling	0	0	0	0
Incest	0	0	0	0
Statutory Rape	1	1	1	0
Aggravated Assault	4	2	1	0
Simple Assault	20	14	10	2
Intimidation	8	2	2	0
Stalking	1	0	0	0
Commercial Sex Acts	0	0	0	0
Involuntary Servitude	0	0	0	0
Crimes Against Property				
Arson	0	0	0	0
Bribery	0	0	0	0
Burglary	13	1	0	0
Counterfeiting/Forgery	6	0	0	0
Destruction/Damage/Vandalism	14	3	0	2
Embezzlement	2	2	2	0
Extortion/Blackmail	0	0	0	0
Fraud - False Pretenses	0	0	0	0
Fraud - Credit Card/ATM	3	1	1	0
Fraud - Impersonation	7	4	4	0
Fraud - Welfare	0	0	0	0
Fraud - Wire	0	0	0	0
Motor Vehicle Theft	2	0	0	0
Robbery	2	1	0	0
Stolen Property Offenses	0	0	0	0
Theft - Pocket-picking	1	0	0	0
Theft - Purse Snatching	1	0	0	0
Theft - Shoplifting	19	15	18	1
Theft From Building	6	0	0	0
Theft From Coin Machine	1	0	0	0
Theft From Motor Vehicle	7	1	1	0
Theft of Motor Vehicle Parts	1	0	0	0
Theft - All Other Larceny	18	6	10	1
Crimes Against Society				
Drug/Narcotic Violations	17	16	15	0
Drug/Narcotic Equipment Violations	8	7	2	0
Gambling - Betting/Wagering	0	0	0	0
Gambling - Operating/Promoting	0	0	0	0
Gambling - Equipment Violations	0	0	0	0
Gambling - Sports Tampering	0	0	0	0
Pornography/Obscene Material	0	0	0	0
Prostitution	0	0	0	0
Prostitution Assisting/Promoting	0	0	0	0
Purchasing Prostitution	0	0	0	0
Weapon Law Violations	5	5	4	1
Total Group A Offenses	169	82	72	7



2013 Population Estimate	1,092
Offense Overview	
Offense Total	73
Number Cleared	37
Percent Cleared	50.68 %
Group A Crimes per 100,000 population	6,685.0
Arrest Overview	
Total Arrests	45
Adult Arrests	36
Juvenile Arrests	9
Unknown Age	0
Arrests per 100,000 population	4,120.9
Average number offenses/incident	1.09

Domestic Violence Victims		
Offense	Reported	Cleared
Murder	0	0
Aggravated Assault	1	1
Simple Assault	7	7
Intimidation	0	0
Stalking	0	0
Forcible Rape	0	0
Forcible Sodomy	0	0
Sexual Assault W/Object	0	0
Forcible Fondling	0	0
Incest	0	0
Statutory Rape	0	0
Kidnapping/Abduction	0	0
Total	8	8

TIBRS Group B Arrests		
Offense	Adult	Juvenile
Bad Checks	0	0
Curfew/Vagrancy	0	0
Disorderly Conduct	3	4
DUI	7	0
Drunkenness	3	0
Family-Non Violent	0	0
Liquor Law Violations	4	0
Peeping Tom	0	0
Trespass	1	0
All Other Offenses	1	0
Total Group B	19	4

TIBRS Group A Offenses	Offenses		Arrests	
	Reported	Cleared	Adult	Juvenile
Crimes Against Persons				
Murder	0	0	0	0
Negligent Manslaughter	0	0	0	0
Kidnapping/Abduction	0	0	0	0
Forcible Rape	0	0	0	0
Forcible Sodomy	0	0	0	0
Sexual Assault W/Object	0	0	0	0
Forcible Fondling	0	0	0	0
Incest	0	0	0	0
Statutory Rape	0	0	0	0
Aggravated Assault	3	3	1	1
Simple Assault	23	17	7	2
Intimidation	1	0	0	0
Stalking	0	0	0	0
Commercial Sex Acts	0	0	0	0
Involuntary Servitude	0	0	0	0
Crimes Against Property				
Arson	0	0	0	0
Bribery	0	0	0	0
Burglary	8	2	0	0
Counterfeiting/Forgery	0	0	0	0
Destruction/Damage/Vandalism	7	2	0	1
Embezzlement	0	0	0	0
Extortion/Blackmail	0	0	0	0
Fraud - False Pretenses	0	0	0	0
Fraud - Credit Card/ATM	0	0	0	0
Fraud - Impersonation	1	0	0	0
Fraud - Welfare	0	0	0	0
Fraud - Wire	0	0	0	0
Motor Vehicle Theft	2	1	1	0
Robbery	1	0	0	0
Stolen Property Offenses	0	0	0	0
Theft - Pocket-picking	0	0	0	0
Theft - Purse Snatching	0	0	0	0
Theft - Shoplifting	1	1	1	0
Theft From Building	8	1	0	0
Theft From Coin Machine	0	0	0	0
Theft From Motor Vehicle	3	1	1	0
Theft of Motor Vehicle Parts	2	0	0	0
Theft - All Other Larceny	4	1	0	1
Crimes Against Society				
Drug/Narcotic Violations	6	6	4	0
Drug/Narcotic Equipment Violations	1	1	1	0
Gambling - Betting/Wagering	0	0	0	0
Gambling - Operating/Promoting	0	0	0	0
Gambling - Equipment Violations	0	0	0	0
Gambling - Sports Tampering	0	0	0	0
Pornography/Obscene Material	1	0	0	0
Prostitution	0	0	0	0
Prostitution Assisting/Promoting	0	0	0	0
Purchasing Prostitution	0	0	0	0
Weapon Law Violations	1	1	1	0
Total Group A Offenses	73	37	17	5



Oliver Springs Police Department - 2014

2013 Population Estimate	3,246
Offense Overview	
Offense Total	326
Number Cleared	258
Percent Cleared	79.14 %
Group A Crimes per 100,000 population	10,043.1
Arrest Overview	
Total Arrests	383
Adult Arrests	375
Juvenile Arrests	8
Unknown Age	0
Arrests per 100,000 population	11,799.1
Average number offenses/incident	1.29

Domestic Violence Victims		
Offense	Reported	Cleared
Murder	0	0
Aggravated Assault	0	0
Simple Assault	19	19
Intimidation	0	0
Stalking	0	0
Forcible Rape	0	0
Forcible Sodomy	0	0
Sexual Assault W/Object	0	0
Forcible Fondling	0	0
Incest	0	0
Statutory Rape	0	0
Kidnapping/Abduction	1	1
Total	20	20

TIBRS Group B Arrests		
Offense	Adult	Juvenile
Bad Checks	3	0
Curfew/Vagrancy	0	0
Disorderly Conduct	1	0
DUI	57	1
Drunkenness	4	0
Family-Non Violent	0	0
Liquor Law Violations	4	2
Peeping Tom	0	0
Trespass	0	0
All Other Offenses	98	0
Total Group B	167	3

TIBRS Group A Offenses	Offenses		Arrests	
	Reported	Cleared	Adult	Juvenile
Crimes Against Persons				
Murder	0	0	0	0
Negligent Manslaughter	0	0	0	0
Kidnapping/Abduction	1	1	1	0
Forcible Rape	0	0	0	0
Forcible Sodomy	0	0	0	0
Sexual Assault W/Object	0	0	0	0
Forcible Fondling	0	0	0	0
Incest	0	0	0	0
Statutory Rape	0	0	0	0
Aggravated Assault	0	0	0	0
Simple Assault	28	27	22	2
Intimidation	0	0	0	0
Stalking	0	0	0	0
Commercial Sex Acts	0	0	0	0
Involuntary Servitude	0	0	0	0
Crimes Against Property				
Arson	0	0	0	0
Bribery	0	0	0	0
Burglary	13	4	3	0
Counterfeiting/Forgery	3	3	2	0
Destruction/Damage/Vandalism	11	4	3	2
Embezzlement	1	1	1	0
Extortion/Blackmail	0	0	0	0
Fraud - False Pretenses	0	0	0	0
Fraud - Credit Card/ATM	4	2	1	0
Fraud - Impersonation	2	2	2	0
Fraud - Welfare	0	0	0	0
Fraud - Wire	0	0	0	0
Motor Vehicle Theft	9	2	2	0
Robbery	1	0	0	0
Stolen Property Offenses	0	0	0	0
Theft - Pocket-picking	0	0	0	0
Theft - Purse Snatching	0	0	0	0
Theft - Shoplifting	34	34	33	0
Theft From Building	36	8	5	1
Theft From Coin Machine	0	0	0	0
Theft From Motor Vehicle	10	0	0	0
Theft of Motor Vehicle Parts	0	0	0	0
Theft - All Other Larceny	5	2	3	0
Crimes Against Society				
Drug/Narcotic Violations	94	94	98	0
Drug/Narcotic Equipment Violations	68	68	30	0
Gambling - Betting/Wagering	0	0	0	0
Gambling - Operating/Promoting	0	0	0	0
Gambling - Equipment Violations	0	0	0	0
Gambling - Sports Tampering	0	0	0	0
Pornography/Obscene Material	0	0	0	0
Prostitution	0	0	0	0
Prostitution Assisting/Promoting	0	0	0	0
Purchasing Prostitution	0	0	0	0
Weapon Law Violations	6	6	2	0
Total Group A Offenses	326	258	208	5



Oneida Police Department - 2014

2013 Population Estimate	3,732
Offense Overview	
Offense Total	382
Number Cleared	214
Percent Cleared	56.02 %
Group A Crimes per 100,000 population	10,235.8
Arrest Overview	
Total Arrests	285
Adult Arrests	274
Juvenile Arrests	11
Unknown Age	0
Arrests per 100,000 population	7,636.7
Average number offenses/incident	1.10

Domestic Violence Victims		
Offense	Reported	Cleared
Murder	0	0
Aggravated Assault	11	10
Simple Assault	22	11
Intimidation	11	2
Stalking	0	0
Forcible Rape	0	0
Forcible Sodomy	0	0
Sexual Assault W/Object	0	0
Forcible Fondling	0	0
Incest	0	0
Statutory Rape	1	1
Kidnapping/Abduction	1	1
Total	46	25

TIBRS Group B Arrests		
Offense	Adult	Juvenile
Bad Checks	0	0
Curfew/Vagrancy	0	0
Disorderly Conduct	1	1
DUI	24	1
Drunkenness	13	2
Family-Non Violent	0	0
Liquor Law Violations	5	0
Peeping Tom	0	0
Trespass	10	1
All Other Offenses	16	0
Total Group B	69	5

TIBRS Group A Offenses	Offenses		Arrests	
	Reported	Cleared	Adult	Juvenile
Crimes Against Persons				
Murder	0	0	0	0
Negligent Manslaughter	0	0	0	0
Kidnapping/Abduction	1	1	1	0
Forcible Rape	0	0	0	0
Forcible Sodomy	0	0	0	0
Sexual Assault W/Object	0	0	0	0
Forcible Fondling	3	2	2	0
Incest	0	0	0	0
Statutory Rape	1	1	1	0
Aggravated Assault	14	12	11	0
Simple Assault	41	16	14	1
Intimidation	37	5	4	1
Stalking	3	0	0	0
Commercial Sex Acts	0	0	0	0
Involuntary Servitude	0	0	0	0
Crimes Against Property				
Arson	0	0	0	0
Bribery	0	0	0	0
Burglary	9	2	0	0
Counterfeiting/Forgery	3	0	0	0
Destruction/Damage/Vandalism	47	10	10	0
Embezzlement	0	0	0	0
Extortion/Blackmail	0	0	0	0
Fraud - False Pretenses	4	1	0	0
Fraud - Credit Card/ATM	4	1	1	0
Fraud - Impersonation	1	1	1	0
Fraud - Welfare	1	0	0	0
Fraud - Wire	0	0	0	0
Motor Vehicle Theft	5	1	0	1
Robbery	0	0	0	0
Stolen Property Offenses	1	1	1	0
Theft - Pocket-picking	1	0	0	0
Theft - Purse Snatching	0	0	0	0
Theft - Shoplifting	60	56	57	3
Theft From Building	30	6	7	0
Theft From Coin Machine	1	0	0	0
Theft From Motor Vehicle	6	0	0	0
Theft of Motor Vehicle Parts	2	0	0	0
Theft - All Other Larceny	11	3	3	0
Crimes Against Society				
Drug/Narcotic Violations	68	67	74	0
Drug/Narcotic Equipment Violations	28	28	18	0
Gambling - Betting/Wagering	0	0	0	0
Gambling - Operating/Promoting	0	0	0	0
Gambling - Equipment Violations	0	0	0	0
Gambling - Sports Tampering	0	0	0	0
Pornography/Obscene Material	0	0	0	0
Prostitution	0	0	0	0
Prostitution Assisting/Promoting	0	0	0	0
Purchasing Prostitution	0	0	0	0
Weapon Law Violations	0	0	0	0
Total Group A Offenses	382	214	205	6



Paris Police Department - 2014

2013 Population Estimate	10,166
Offense Overview	
Offense Total	1,049
Number Cleared	508
Percent Cleared	48.43 %
Group A Crimes per 100,000 population	10,318.7
Arrest Overview	
Total Arrests	619
Adult Arrests	582
Juvenile Arrests	37
Unknown Age	0
Arrests per 100,000 population	6,088.9
Average number offenses/incident	1.11

Domestic Violence Victims		
Offense	Reported	Cleared
Murder	0	0
Aggravated Assault	11	10
Simple Assault	80	55
Intimidation	3	2
Stalking	1	1
Forcible Rape	0	0
Forcible Sodomy	0	0
Sexual Assault W/Object	0	0
Forcible Fondling	2	1
Incest	0	0
Statutory Rape	0	0
Kidnapping/Abduction	0	0
Total	97	69

TIBRS Group B Arrests		
Offense	Adult	Juvenile
Bad Checks	1	0
Curfew/Vagrancy	0	2
Disorderly Conduct	5	2
DUI	27	1
Drunkenness	33	0
Family-Non Violent	7	0
Liquor Law Violations	1	2
Peeping Tom	0	0
Trespass	7	0
All Other Offenses	54	0
Total Group B	135	7

TIBRS Group A Offenses	Offenses		Arrests	
	Reported	Cleared	Adult	Juvenile
Crimes Against Persons				
Murder	0	0	0	0
Negligent Manslaughter	0	0	0	0
Kidnapping/Abduction	1	0	0	0
Forcible Rape	4	3	0	0
Forcible Sodomy	0	0	0	0
Sexual Assault W/Object	0	0	0	0
Forcible Fondling	3	1	1	0
Incest	0	0	0	0
Statutory Rape	1	1	0	0
Aggravated Assault	30	24	22	1
Simple Assault	115	74	69	2
Intimidation	10	6	5	1
Stalking	7	6	6	0
Commercial Sex Acts	0	0	0	0
Involuntary Servitude	0	0	0	0
Crimes Against Property				
Arson	0	0	0	0
Bribery	0	0	0	0
Burglary	111	12	13	0
Counterfeiting/Forgery	15	6	6	0
Destruction/Damage/Vandalism	100	11	8	0
Embezzlement	8	4	4	0
Extortion/Blackmail	0	0	0	0
Fraud - False Pretenses	53	31	13	0
Fraud - Credit Card/ATM	11	0	0	0
Fraud - Impersonation	6	3	3	0
Fraud - Welfare	0	0	0	0
Fraud - Wire	1	0	0	0
Motor Vehicle Theft	12	6	6	0
Robbery	9	4	5	0
Stolen Property Offenses	0	0	0	0
Theft - Pocket-picking	0	0	0	0
Theft - Purse Snatching	0	0	0	0
Theft - Shoplifting	194	134	140	11
Theft From Building	46	6	2	1
Theft From Coin Machine	0	0	0	0
Theft From Motor Vehicle	59	5	4	1
Theft of Motor Vehicle Parts	15	1	0	0
Theft - All Other Larceny	76	13	9	2
Crimes Against Society				
Drug/Narcotic Violations	102	99	86	11
Drug/Narcotic Equipment Violations	58	56	44	0
Gambling - Betting/Wagering	0	0	0	0
Gambling - Operating/Promoting	0	0	0	0
Gambling - Equipment Violations	0	0	0	0
Gambling - Sports Tampering	0	0	0	0
Pornography/Obscene Material	0	0	0	0
Prostitution	0	0	0	0
Prostitution Assisting/Promoting	0	0	0	0
Purchasing Prostitution	0	0	0	0
Weapon Law Violations	2	2	1	0
Total Group A Offenses	1,049	508	447	30



Parsons Police Department - 2014

2013 Population Estimate	2,349
Offense Overview	
Offense Total	98
Number Cleared	32
Percent Cleared	32.65 %
Group A Crimes per 100,000 population	4,172.0
Arrest Overview	
Total Arrests	85
Adult Arrests	82
Juvenile Arrests	3
Unknown Age	0
Arrests per 100,000 population	3,618.6
Average number offenses/incident	1.07

Domestic Violence Victims		
Offense	Reported	Cleared
Murder	0	0
Aggravated Assault	3	2
Simple Assault	6	5
Intimidation	1	0
Stalking	0	0
Forcible Rape	0	0
Forcible Sodomy	0	0
Sexual Assault W/Object	0	0
Forcible Fondling	0	0
Incest	0	0
Statutory Rape	0	0
Kidnapping/Abduction	0	0
Total	10	7

TIBRS Group B Arrests		
Offense	Adult	Juvenile
Bad Checks	0	0
Curfew/Vagrancy	0	0
Disorderly Conduct	11	0
DUI	20	0
Drunkenness	10	0
Family-Non Violent	0	0
Liquor Law Violations	2	0
Peeping Tom	0	0
Trespass	3	0
All Other Offenses	9	0
Total Group B	55	0

TIBRS Group A Offenses	Offenses		Arrests	
	Reported	Cleared	Adult	Juvenile
Crimes Against Persons				
Murder	0	0	0	0
Negligent Manslaughter	0	0	0	0
Kidnapping/Abduction	0	0	0	0
Forcible Rape	1	0	0	0
Forcible Sodomy	0	0	0	0
Sexual Assault W/Object	0	0	0	0
Forcible Fondling	0	0	0	0
Incest	0	0	0	0
Statutory Rape	0	0	0	0
Aggravated Assault	4	3	2	1
Simple Assault	12	10	9	0
Intimidation	2	0	0	0
Stalking	0	0	0	0
Commercial Sex Acts	0	0	0	0
Involuntary Servitude	0	0	0	0
Crimes Against Property				
Arson	0	0	0	0
Bribery	0	0	0	0
Burglary	13	0	0	0
Counterfeiting/Forgery	3	1	1	0
Destruction/Damage/Vandalism	7	2	2	0
Embezzlement	1	0	0	0
Extortion/Blackmail	0	0	0	0
Fraud - False Pretenses	1	0	0	0
Fraud - Credit Card/ATM	9	1	1	0
Fraud - Impersonation	3	3	1	1
Fraud - Welfare	0	0	0	0
Fraud - Wire	0	0	0	0
Motor Vehicle Theft	2	1	1	0
Robbery	0	0	0	0
Stolen Property Offenses	1	0	0	0
Theft - Pocket-picking	0	0	0	0
Theft - Purse Snatching	1	0	0	0
Theft - Shoplifting	4	2	1	1
Theft From Building	7	0	0	0
Theft From Coin Machine	0	0	0	0
Theft From Motor Vehicle	6	0	0	0
Theft of Motor Vehicle Parts	0	0	0	0
Theft - All Other Larceny	8	2	2	0
Crimes Against Society				
Drug/Narcotic Violations	10	6	6	0
Drug/Narcotic Equipment Violations	3	1	1	0
Gambling - Betting/Wagering	0	0	0	0
Gambling - Operating/Promoting	0	0	0	0
Gambling - Equipment Violations	0	0	0	0
Gambling - Sports Tampering	0	0	0	0
Pornography/Obscene Material	0	0	0	0
Prostitution	0	0	0	0
Prostitution Assisting/Promoting	0	0	0	0
Purchasing Prostitution	0	0	0	0
Weapon Law Violations	0	0	0	0
Total Group A Offenses	98	32	27	3



Petersburg Police Department - 2014

2013 Population Estimate	548
Offense Overview	
Offense Total	15
Number Cleared	2
Percent Cleared	13.33 %
Group A Crimes per 100,000 population	2,737.2
Arrest Overview	
Total Arrests	10
Adult Arrests	0
Juvenile Arrests	10
Unknown Age	0
Arrests per 100,000 population	1,824.8
Average number offenses/incident	1.00

Domestic Violence Victims		
Offense	Reported	Cleared
Murder	0	0
Aggravated Assault	0	0
Simple Assault	1	0
Intimidation	0	0
Stalking	0	0
Forcible Rape	0	0
Forcible Sodomy	0	0
Sexual Assault W/Object	0	0
Forcible Fondling	0	0
Incest	0	0
Statutory Rape	0	0
Kidnapping/Abduction	0	0
Total	1	0

TIBRS Group B Arrests		
Offense	Adult	Juvenile
Bad Checks	0	0
Curfew/Vagrancy	0	0
Disorderly Conduct	0	0
DUI	0	0
Drunkenness	0	0
Family-Non Violent	0	0
Liquor Law Violations	0	0
Peeping Tom	0	0
Trespass	0	0
All Other Offenses	0	0
Total Group B	0	0

TIBRS Group A Offenses	Offenses		Arrests	
	Reported	Cleared	Adult	Juvenile
Crimes Against Persons				
Murder	0	0	0	0
Negligent Manslaughter	0	0	0	0
Kidnapping/Abduction	0	0	0	0
Forcible Rape	0	0	0	0
Forcible Sodomy	0	0	0	0
Sexual Assault W/Object	0	0	0	0
Forcible Fondling	0	0	0	0
Incest	0	0	0	0
Statutory Rape	0	0	0	0
Aggravated Assault	0	0	0	0
Simple Assault	1	0	0	0
Intimidation	1	0	0	0
Stalking	0	0	0	0
Commercial Sex Acts	0	0	0	0
Involuntary Servitude	0	0	0	0
Crimes Against Property				
Arson	0	0	0	0
Bribery	0	0	0	0
Burglary	0	0	0	0
Counterfeiting/Forgery	0	0	0	0
Destruction/Damage/Vandalism	5	2	0	10
Embezzlement	0	0	0	0
Extortion/Blackmail	0	0	0	0
Fraud - False Pretenses	0	0	0	0
Fraud - Credit Card/ATM	0	0	0	0
Fraud - Impersonation	0	0	0	0
Fraud - Welfare	0	0	0	0
Fraud - Wire	0	0	0	0
Motor Vehicle Theft	0	0	0	0
Robbery	0	0	0	0
Stolen Property Offenses	0	0	0	0
Theft - Pocket-picking	0	0	0	0
Theft - Purse Snatching	0	0	0	0
Theft - Shoplifting	2	0	0	0
Theft From Building	1	0	0	0
Theft From Coin Machine	0	0	0	0
Theft From Motor Vehicle	0	0	0	0
Theft of Motor Vehicle Parts	0	0	0	0
Theft - All Other Larceny	5	0	0	0
Crimes Against Society				
Drug/Narcotic Violations	0	0	0	0
Drug/Narcotic Equipment Violations	0	0	0	0
Gambling - Betting/Wagering	0	0	0	0
Gambling - Operating/Promoting	0	0	0	0
Gambling - Equipment Violations	0	0	0	0
Gambling - Sports Tampering	0	0	0	0
Pornography/Obscene Material	0	0	0	0
Prostitution	0	0	0	0
Prostitution Assisting/Promoting	0	0	0	0
Purchasing Prostitution	0	0	0	0
Weapon Law Violations	0	0	0	0
Total Group A Offenses	15	2	0	10



Pigeon Forge Police Department - 2014

2013 Population Estimate	6,036
Offense Overview	
Offense Total	986
Number Cleared	315
Percent Cleared	31.95 %
Group A Crimes per 100,000 population	16,335.3
Arrest Overview	
Total Arrests	613
Adult Arrests	559
Juvenile Arrests	54
Unknown Age	0
Arrests per 100,000 population	10,155.7
Average number offenses/incident	1.15

Domestic Violence Victims		
Offense	Reported	Cleared
Murder	0	0
Aggravated Assault	10	7
Simple Assault	81	54
Intimidation	12	0
Stalking	3	0
Forcible Rape	2	1
Forcible Sodomy	0	0
Sexual Assault W/Object	1	0
Forcible Fondling	0	0
Incest	0	0
Statutory Rape	0	0
Kidnapping/Abduction	0	0
Total	109	62

TIBRS Group B Arrests		
Offense	Adult	Juvenile
Bad Checks	0	0
Curfew/Vagrancy	0	0
Disorderly Conduct	9	5
DUI	106	1
Drunkenness	95	2
Family-Non Violent	1	0
Liquor Law Violations	81	5
Peeping Tom	0	0
Trespass	3	2
All Other Offenses	24	13
Total Group B	319	28

TIBRS Group A Offenses	Offenses		Arrests	
	Reported	Cleared	Adult	Juvenile
Crimes Against Persons				
Murder	0	0	0	0
Negligent Manslaughter	0	0	0	0
Kidnapping/Abduction	1	0	0	0
Forcible Rape	6	1	0	0
Forcible Sodomy	1	0	0	0
Sexual Assault W/Object	1	0	0	0
Forcible Fondling	8	1	1	0
Incest	0	0	0	0
Statutory Rape	0	0	0	0
Aggravated Assault	18	10	8	1
Simple Assault	121	57	47	3
Intimidation	41	0	0	0
Stalking	4	0	0	0
Commercial Sex Acts	1	1	1	0
Involuntary Servitude	0	0	0	0
Crimes Against Property				
Arson	1	0	0	0
Bribery	0	0	0	0
Burglary	87	6	10	0
Counterfeiting/Forgery	14	2	0	0
Destruction/Damage/Vandalism	85	6	3	1
Embezzlement	33	7	5	0
Extortion/Blackmail	2	0	0	0
Fraud - False Pretenses	29	3	3	0
Fraud - Credit Card/ATM	18	3	0	0
Fraud - Impersonation	3	3	2	1
Fraud - Welfare	0	0	0	0
Fraud - Wire	5	0	0	0
Motor Vehicle Theft	36	4	6	0
Robbery	10	2	2	0
Stolen Property Offenses	3	3	1	0
Theft - Pocket-picking	3	0	0	0
Theft - Purse Snatching	0	0	0	0
Theft - Shoplifting	50	24	27	2
Theft From Building	80	7	6	1
Theft From Coin Machine	5	0	0	0
Theft From Motor Vehicle	78	10	7	1
Theft of Motor Vehicle Parts	20	0	0	0
Theft - All Other Larceny	54	3	2	3
Crimes Against Society				
Drug/Narcotic Violations	89	88	80	11
Drug/Narcotic Equipment Violations	64	61	23	2
Gambling - Betting/Wagering	0	0	0	0
Gambling - Operating/Promoting	0	0	0	0
Gambling - Equipment Violations	0	0	0	0
Gambling - Sports Tampering	0	0	0	0
Pornography/Obscene Material	2	0	0	0
Prostitution	1	1	0	0
Prostitution Assisting/Promoting	0	0	0	0
Purchasing Prostitution	0	0	0	0
Weapon Law Violations	12	12	6	0
Total Group A Offenses	986	315	240	26



Pikeville Police Department - 2014

2013 Population Estimate	1,612
Offense Overview	
Offense Total	128
Number Cleared	47
Percent Cleared	36.72 %
Group A Crimes per 100,000 population	7,940.4
Arrest Overview	
Total Arrests	89
Adult Arrests	88
Juvenile Arrests	1
Unknown Age	0
Arrests per 100,000 population	5,521.1
Average number offenses/incident	1.10

Domestic Violence Victims		
Offense	Reported	Cleared
Murder	0	0
Aggravated Assault	0	0
Simple Assault	3	2
Intimidation	0	0
Stalking	0	0
Forcible Rape	0	0
Forcible Sodomy	0	0
Sexual Assault W/Object	0	0
Forcible Fondling	0	0
Incest	0	0
Statutory Rape	0	0
Kidnapping/Abduction	0	0
Total	3	2

TIBRS Group B Arrests		
Offense	Adult	Juvenile
Bad Checks	0	0
Curfew/Vagrancy	0	0
Disorderly Conduct	2	0
DUI	26	0
Drunkenness	16	0
Family-Non Violent	0	0
Liquor Law Violations	1	0
Peeping Tom	0	0
Trespass	1	0
All Other Offenses	2	1
Total Group B	48	1

	Offenses		Arrests	
	Reported	Cleared	Adult	Juvenile
TIBRS Group A Offenses				
Crimes Against Persons				
Murder	0	0	0	0
Negligent Manslaughter	0	0	0	0
Kidnapping/Abduction	0	0	0	0
Forcible Rape	0	0	0	0
Forcible Sodomy	0	0	0	0
Sexual Assault W/Object	0	0	0	0
Forcible Fondling	0	0	0	0
Incest	0	0	0	0
Statutory Rape	0	0	0	0
Aggravated Assault	8	6	6	0
Simple Assault	26	21	19	0
Intimidation	0	0	0	0
Stalking	2	1	1	0
Commercial Sex Acts	0	0	0	0
Involuntary Servitude	0	0	0	0
Crimes Against Property				
Arson	2	0	0	0
Bribery	0	0	0	0
Burglary	19	0	0	0
Counterfeiting/Forgery	1	0	0	0
Destruction/Damage/Vandalism	29	6	3	0
Embezzlement	0	0	0	0
Extortion/Blackmail	0	0	0	0
Fraud - False Pretenses	0	0	0	0
Fraud - Credit Card/ATM	3	0	0	0
Fraud - Impersonation	0	0	0	0
Fraud - Welfare	0	0	0	0
Fraud - Wire	0	0	0	0
Motor Vehicle Theft	3	1	1	0
Robbery	0	0	0	0
Stolen Property Offenses	2	0	0	0
Theft - Pocket-picking	0	0	0	0
Theft - Purse Snatching	0	0	0	0
Theft - Shoplifting	2	2	2	0
Theft From Building	10	0	0	0
Theft From Coin Machine	0	0	0	0
Theft From Motor Vehicle	3	0	0	0
Theft of Motor Vehicle Parts	0	0	0	0
Theft - All Other Larceny	6	0	0	0
Crimes Against Society				
Drug/Narcotic Violations	9	8	8	0
Drug/Narcotic Equipment Violations	0	0	0	0
Gambling - Betting/Wagering	0	0	0	0
Gambling - Operating/Promoting	0	0	0	0
Gambling - Equipment Violations	0	0	0	0
Gambling - Sports Tampering	0	0	0	0
Pornography/Obscene Material	0	0	0	0
Prostitution	0	0	0	0
Prostitution Assisting/Promoting	0	0	0	0
Purchasing Prostitution	0	0	0	0
Weapon Law Violations	3	2	0	0
Total Group A Offenses	128	47	40	0



Piperton Police Department - 2014

2013 Population Estimate	1,512
Offense Overview	
Offense Total	46
Number Cleared	21
Percent Cleared	45.65 %
Group A Crimes per 100,000 population	3,042.3
Arrest Overview	
Total Arrests	27
Adult Arrests	21
Juvenile Arrests	6
Unknown Age	0
Arrests per 100,000 population	1,785.7
Average number offenses/incident	1.18

Domestic Violence Victims		
Offense	Reported	Cleared
Murder	0	0
Aggravated Assault	2	0
Simple Assault	6	4
Intimidation	0	0
Stalking	0	0
Forcible Rape	0	0
Forcible Sodomy	0	0
Sexual Assault W/Object	0	0
Forcible Fondling	0	0
Incest	0	0
Statutory Rape	0	0
Kidnapping/Abduction	0	0
Total	8	4

TIBRS Group B Arrests		
Offense	Adult	Juvenile
Bad Checks	0	0
Curfew/Vagrancy	0	0
Disorderly Conduct	0	0
DUI	7	0
Drunkenness	0	0
Family-Non Violent	0	0
Liquor Law Violations	1	0
Peeping Tom	0	0
Trespass	0	0
All Other Offenses	1	0
Total Group B	9	0

TIBRS Group A Offenses	Offenses		Arrests	
	Reported	Cleared	Adult	Juvenile
Crimes Against Persons				
Murder	0	0	0	0
Negligent Manslaughter	0	0	0	0
Kidnapping/Abduction	0	0	0	0
Forcible Rape	0	0	0	0
Forcible Sodomy	0	0	0	0
Sexual Assault W/Object	0	0	0	0
Forcible Fondling	0	0	0	0
Incest	0	0	0	0
Statutory Rape	0	0	0	0
Aggravated Assault	2	0	0	0
Simple Assault	6	4	4	0
Intimidation	1	0	0	0
Stalking	0	0	0	0
Commercial Sex Acts	0	0	0	0
Involuntary Servitude	0	0	0	0
Crimes Against Property				
Arson	0	0	0	0
Bribery	0	0	0	0
Burglary	0	0	0	0
Counterfeiting/Forgery	0	0	0	0
Destruction/Damage/Vandalism	7	4	0	4
Embezzlement	0	0	0	0
Extortion/Blackmail	0	0	0	0
Fraud - False Pretenses	0	0	0	0
Fraud - Credit Card/ATM	1	0	0	0
Fraud - Impersonation	1	0	0	0
Fraud - Welfare	0	0	0	0
Fraud - Wire	0	0	0	0
Motor Vehicle Theft	2	0	0	0
Robbery	0	0	0	0
Stolen Property Offenses	0	0	0	0
Theft - Pocket-picking	0	0	0	0
Theft - Purse Snatching	0	0	0	0
Theft - Shoplifting	1	1	0	1
Theft From Building	2	0	0	0
Theft From Coin Machine	0	0	0	0
Theft From Motor Vehicle	3	0	0	0
Theft of Motor Vehicle Parts	2	0	0	0
Theft - All Other Larceny	7	1	1	0
Crimes Against Society				
Drug/Narcotic Violations	7	7	4	0
Drug/Narcotic Equipment Violations	4	4	3	1
Gambling - Betting/Wagering	0	0	0	0
Gambling - Operating/Promoting	0	0	0	0
Gambling - Equipment Violations	0	0	0	0
Gambling - Sports Tampering	0	0	0	0
Pornography/Obscene Material	0	0	0	0
Prostitution	0	0	0	0
Prostitution Assisting/Promoting	0	0	0	0
Purchasing Prostitution	0	0	0	0
Weapon Law Violations	0	0	0	0
Total Group A Offenses	46	21	12	6



2013 Population Estimate	539
Offense Overview	
Offense Total	8
Number Cleared	3
Percent Cleared	37.50 %
Group A Crimes per 100,000 population	1,484.2
Arrest Overview	
Total Arrests	2
Adult Arrests	1
Juvenile Arrests	1
Unknown Age	0
Arrests per 100,000 population	371.1
Average number offenses/incident	1.00

Domestic Violence Victims		
Offense	Reported	Cleared
Murder	0	0
Aggravated Assault	0	0
Simple Assault	0	0
Intimidation	0	0
Stalking	0	0
Forcible Rape	0	0
Forcible Sodomy	0	0
Sexual Assault W/Object	0	0
Forcible Fondling	0	0
Incest	0	0
Statutory Rape	0	0
Kidnapping/Abduction	0	0
Total	0	0

TIBRS Group B Arrests		
Offense	Adult	Juvenile
Bad Checks	0	0
Curfew/Vagrancy	0	0
Disorderly Conduct	0	0
DUI	0	0
Drunkenness	0	0
Family-Non Violent	0	0
Liquor Law Violations	0	0
Peeping Tom	0	0
Trespass	0	0
All Other Offenses	0	0
Total Group B	0	0

TIBRS Group A Offenses	Offenses		Arrests	
	Reported	Cleared	Adult	Juvenile
Crimes Against Persons				
Murder	0	0	0	0
Negligent Manslaughter	0	0	0	0
Kidnapping/Abduction	0	0	0	0
Forcible Rape	0	0	0	0
Forcible Sodomy	0	0	0	0
Sexual Assault W/Object	0	0	0	0
Forcible Fondling	0	0	0	0
Incest	0	0	0	0
Statutory Rape	0	0	0	0
Aggravated Assault	0	0	0	0
Simple Assault	0	0	0	0
Intimidation	1	1	0	1
Stalking	0	0	0	0
Commercial Sex Acts	0	0	0	0
Involuntary Servitude	0	0	0	0
Crimes Against Property				
Arson	0	0	0	0
Bribery	0	0	0	0
Burglary	1	0	0	0
Counterfeiting/Forgery	0	0	0	0
Destruction/Damage/Vandalism	3	0	0	0
Embezzlement	0	0	0	0
Extortion/Blackmail	0	0	0	0
Fraud - False Pretenses	0	0	0	0
Fraud - Credit Card/ATM	0	0	0	0
Fraud - Impersonation	0	0	0	0
Fraud - Welfare	0	0	0	0
Fraud - Wire	0	0	0	0
Motor Vehicle Theft	0	0	0	0
Robbery	0	0	0	0
Stolen Property Offenses	0	0	0	0
Theft - Pocket-picking	0	0	0	0
Theft - Purse Snatching	0	0	0	0
Theft - Shoplifting	0	0	0	0
Theft From Building	1	0	0	0
Theft From Coin Machine	0	0	0	0
Theft From Motor Vehicle	0	0	0	0
Theft of Motor Vehicle Parts	0	0	0	0
Theft - All Other Larceny	0	0	0	0
Crimes Against Society				
Drug/Narcotic Violations	2	2	1	0
Drug/Narcotic Equipment Violations	0	0	0	0
Gambling - Betting/Wagering	0	0	0	0
Gambling - Operating/Promoting	0	0	0	0
Gambling - Equipment Violations	0	0	0	0
Gambling - Sports Tampering	0	0	0	0
Pornography/Obscene Material	0	0	0	0
Prostitution	0	0	0	0
Prostitution Assisting/Promoting	0	0	0	0
Purchasing Prostitution	0	0	0	0
Weapon Law Violations	0	0	0	0
Total Group A Offenses	8	3	1	1



Plainview Police Department - 2014

2013 Population Estimate	2,076
Offense Overview	
Offense Total	77
Number Cleared	34
Percent Cleared	44.16 %
Group A Crimes per 100,000 population	3,709.1
Arrest Overview	
Total Arrests	44
Adult Arrests	43
Juvenile Arrests	1
Unknown Age	0
Arrests per 100,000 population	2,119.5
Average number offenses/incident	1.15

Domestic Violence Victims		
Offense	Reported	Cleared
Murder	0	0
Aggravated Assault	3	3
Simple Assault	14	13
Intimidation	1	0
Stalking	0	0
Forcible Rape	0	0
Forcible Sodomy	0	0
Sexual Assault W/Object	0	0
Forcible Fondling	1	0
Incest	0	0
Statutory Rape	0	0
Kidnapping/Abduction	0	0
Total	19	16

TIBRS Group B Arrests		
Offense	Adult	Juvenile
Bad Checks	0	0
Curfew/Vagrancy	0	0
Disorderly Conduct	1	0
DUI	2	0
Drunkenness	3	0
Family-Non Violent	0	0
Liquor Law Violations	0	0
Peeping Tom	0	0
Trespass	2	0
All Other Offenses	6	0
Total Group B	14	0

TIBRS Group A Offenses	Offenses		Arrests	
	Reported	Cleared	Adult	Juvenile
Crimes Against Persons				
Murder	0	0	0	0
Negligent Manslaughter	0	0	0	0
Kidnapping/Abduction	1	0	0	0
Forcible Rape	0	0	0	0
Forcible Sodomy	0	0	0	0
Sexual Assault W/Object	0	0	0	0
Forcible Fondling	2	0	0	0
Incest	0	0	0	0
Statutory Rape	0	0	0	0
Aggravated Assault	6	4	3	1
Simple Assault	14	13	11	0
Intimidation	2	0	0	0
Stalking	0	0	0	0
Commercial Sex Acts	0	0	0	0
Involuntary Servitude	0	0	0	0
Crimes Against Property				
Arson	0	0	0	0
Bribery	0	0	0	0
Burglary	14	3	4	0
Counterfeiting/Forgery	1	1	1	0
Destruction/Damage/Vandalism	8	3	0	0
Embezzlement	0	0	0	0
Extortion/Blackmail	0	0	0	0
Fraud - False Pretenses	0	0	0	0
Fraud - Credit Card/ATM	0	0	0	0
Fraud - Impersonation	0	0	0	0
Fraud - Welfare	0	0	0	0
Fraud - Wire	1	0	0	0
Motor Vehicle Theft	1	1	1	0
Robbery	0	0	0	0
Stolen Property Offenses	0	0	0	0
Theft - Pocket-picking	0	0	0	0
Theft - Purse Snatching	0	0	0	0
Theft - Shoplifting	1	0	0	0
Theft From Building	7	1	2	0
Theft From Coin Machine	0	0	0	0
Theft From Motor Vehicle	2	0	0	0
Theft of Motor Vehicle Parts	2	0	0	0
Theft - All Other Larceny	11	4	5	0
Crimes Against Society				
Drug/Narcotic Violations	2	2	2	0
Drug/Narcotic Equipment Violations	2	2	0	0
Gambling - Betting/Wagering	0	0	0	0
Gambling - Operating/Promoting	0	0	0	0
Gambling - Equipment Violations	0	0	0	0
Gambling - Sports Tampering	0	0	0	0
Pornography/Obscene Material	0	0	0	0
Prostitution	0	0	0	0
Prostitution Assisting/Promoting	0	0	0	0
Purchasing Prostitution	0	0	0	0
Weapon Law Violations	0	0	0	0
Total Group A Offenses	77	34	29	1



Pleasant View Police Department - 2014

2013 Population Estimate	4,218
Offense Overview	
Offense Total	125
Number Cleared	15
Percent Cleared	12.00 %
Group A Crimes per 100,000 population	2,963.5
Arrest Overview	
Total Arrests	21
Adult Arrests	18
Juvenile Arrests	3
Unknown Age	0
Arrests per 100,000 population	497.9
Average number offenses/incident	1.06

Domestic Violence Victims		
Offense	Reported	Cleared
Murder	0	0
Aggravated Assault	2	2
Simple Assault	11	4
Intimidation	3	0
Stalking	0	0
Forcible Rape	0	0
Forcible Sodomy	0	0
Sexual Assault W/Object	0	0
Forcible Fondling	0	0
Incest	0	0
Statutory Rape	0	0
Kidnapping/Abduction	0	0
Total	16	6

TIBRS Group B Arrests		
Offense	Adult	Juvenile
Bad Checks	0	0
Curfew/Vagrancy	0	0
Disorderly Conduct	3	0
DUI	4	0
Drunkenness	2	0
Family-Non Violent	0	0
Liquor Law Violations	0	0
Peeping Tom	0	0
Trespass	0	0
All Other Offenses	0	0
Total Group B	9	0

TIBRS Group A Offenses	Offenses		Arrests	
	Reported	Cleared	Adult	Juvenile
Crimes Against Persons				
Murder	0	0	0	0
Negligent Manslaughter	0	0	0	0
Kidnapping/Abduction	0	0	0	0
Forcible Rape	0	0	0	0
Forcible Sodomy	0	0	0	0
Sexual Assault W/Object	0	0	0	0
Forcible Fondling	0	0	0	0
Incest	0	0	0	0
Statutory Rape	0	0	0	0
Aggravated Assault	3	3	2	0
Simple Assault	19	5	1	2
Intimidation	13	1	1	0
Stalking	2	0	0	0
Commercial Sex Acts	0	0	0	0
Involuntary Servitude	0	0	0	0
Crimes Against Property				
Arson	0	0	0	0
Bribery	0	0	0	0
Burglary	13	0	0	0
Counterfeiting/Forgery	2	0	0	0
Destruction/Damage/Vandalism	11	1	1	0
Embezzlement	1	0	0	0
Extortion/Blackmail	0	0	0	0
Fraud - False Pretenses	0	0	0	0
Fraud - Credit Card/ATM	5	0	0	0
Fraud - Impersonation	3	0	0	0
Fraud - Welfare	0	0	0	0
Fraud - Wire	0	0	0	0
Motor Vehicle Theft	6	1	1	0
Robbery	0	0	0	0
Stolen Property Offenses	0	0	0	0
Theft - Pocket-picking	0	0	0	0
Theft - Purse Snatching	0	0	0	0
Theft - Shoplifting	3	0	0	0
Theft From Building	23	3	3	0
Theft From Coin Machine	0	0	0	0
Theft From Motor Vehicle	5	0	0	0
Theft of Motor Vehicle Parts	3	0	0	0
Theft - All Other Larceny	11	0	0	0
Crimes Against Society				
Drug/Narcotic Violations	2	1	0	1
Drug/Narcotic Equipment Violations	0	0	0	0
Gambling - Betting/Wagering	0	0	0	0
Gambling - Operating/Promoting	0	0	0	0
Gambling - Equipment Violations	0	0	0	0
Gambling - Sports Tampering	0	0	0	0
Pornography/Obscene Material	0	0	0	0
Prostitution	0	0	0	0
Prostitution Assisting/Promoting	0	0	0	0
Purchasing Prostitution	0	0	0	0
Weapon Law Violations	0	0	0	0
Total Group A Offenses	125	15	9	3



Portland Police Department - 2014

2013 Population Estimate	11,993
Offense Overview	
Offense Total	1,029
Number Cleared	601
Percent Cleared	58.41 %
Group A Crimes per 100,000 population	8,580.0
Arrest Overview	
Total Arrests	649
Adult Arrests	553
Juvenile Arrests	96
Unknown Age	0
Arrests per 100,000 population	5,411.5
Average number offenses/incident	1.26

Domestic Violence Victims		
Offense	Reported	Cleared
Murder	2	2
Aggravated Assault	28	24
Simple Assault	93	57
Intimidation	0	0
Stalking	3	2
Forcible Rape	1	1
Forcible Sodomy	1	0
Sexual Assault W/Object	0	0
Forcible Fondling	0	0
Incest	0	0
Statutory Rape	0	0
Kidnapping/Abduction	4	4
Total	132	90

TIBRS Group B Arrests		
Offense	Adult	Juvenile
Bad Checks	0	0
Curfew/Vagrancy	0	33
Disorderly Conduct	6	0
DUI	71	0
Drunkenness	19	0
Family-Non Violent	8	0
Liquor Law Violations	22	1
Peeping Tom	0	0
Trespass	2	0
All Other Offenses	29	6
Total Group B	157	40

TIBRS Group A Offenses	Offenses		Arrests	
	Reported	Cleared	Adult	Juvenile
Crimes Against Persons				
Murder	2	2	1	0
Negligent Manslaughter	0	0	0	0
Kidnapping/Abduction	5	5	5	0
Forcible Rape	3	2	1	1
Forcible Sodomy	2	1	1	0
Sexual Assault W/Object	0	0	0	0
Forcible Fondling	4	3	2	1
Incest	0	0	0	0
Statutory Rape	0	0	0	0
Aggravated Assault	59	43	29	0
Simple Assault	143	80	55	10
Intimidation	0	0	0	0
Stalking	5	2	2	0
Commercial Sex Acts	0	0	0	0
Involuntary Servitude	0	0	0	0
Crimes Against Property				
Arson	3	1	1	0
Bribery	0	0	0	0
Burglary	69	15	14	9
Counterfeiting/Forgery	26	12	10	1
Destruction/Damage/Vandalism	74	19	8	6
Embezzlement	3	1	1	0
Extortion/Blackmail	0	0	0	0
Fraud - False Pretenses	22	5	4	0
Fraud - Credit Card/ATM	13	6	0	0
Fraud - Impersonation	9	8	3	0
Fraud - Welfare	0	0	0	0
Fraud - Wire	0	0	0	0
Motor Vehicle Theft	16	5	3	0
Robbery	5	2	2	0
Stolen Property Offenses	1	1	1	0
Theft - Pocket-picking	0	0	0	0
Theft - Purse Snatching	0	0	0	0
Theft - Shoplifting	59	44	37	7
Theft From Building	81	18	12	3
Theft From Coin Machine	0	0	0	0
Theft From Motor Vehicle	25	3	2	2
Theft of Motor Vehicle Parts	33	6	4	0
Theft - All Other Larceny	46	3	2	1
Crimes Against Society				
Drug/Narcotic Violations	169	167	163	15
Drug/Narcotic Equipment Violations	148	143	33	0
Gambling - Betting/Wagering	0	0	0	0
Gambling - Operating/Promoting	0	0	0	0
Gambling - Equipment Violations	0	0	0	0
Gambling - Sports Tampering	0	0	0	0
Pornography/Obscene Material	0	0	0	0
Prostitution	0	0	0	0
Prostitution Assisting/Promoting	0	0	0	0
Purchasing Prostitution	0	0	0	0
Weapon Law Violations	4	4	0	0
Total Group A Offenses	1,029	601	396	56



2013 Population Estimate	1,326
Offense Overview	
Offense Total	3
Number Cleared	2
Percent Cleared	66.67 %
Group A Crimes per 100,000 population	226.2
Arrest Overview	
Total Arrests	3
Adult Arrests	3
Juvenile Arrests	0
Unknown Age	0
Arrests per 100,000 population	226.2
Average number offenses/incident	1.00

Domestic Violence Victims		
Offense	Reported	Cleared
Murder	0	0
Aggravated Assault	0	0
Simple Assault	0	0
Intimidation	0	0
Stalking	0	0
Forcible Rape	0	0
Forcible Sodomy	0	0
Sexual Assault W/Object	0	0
Forcible Fondling	0	0
Incest	0	0
Statutory Rape	0	0
Kidnapping/Abduction	0	0
Total	0	0

TIBRS Group B Arrests		
Offense	Adult	Juvenile
Bad Checks	0	0
Curfew/Vagrancy	0	0
Disorderly Conduct	0	0
DUI	1	0
Drunkenness	0	0
Family-Non Violent	0	0
Liquor Law Violations	0	0
Peeping Tom	0	0
Trespass	0	0
All Other Offenses	0	0
Total Group B	1	0

TIBRS Group A Offenses	Offenses		Arrests	
	Reported	Cleared	Adult	Juvenile
Crimes Against Persons				
Murder	0	0	0	0
Negligent Manslaughter	0	0	0	0
Kidnapping/Abduction	0	0	0	0
Forcible Rape	0	0	0	0
Forcible Sodomy	0	0	0	0
Sexual Assault W/Object	0	0	0	0
Forcible Fondling	0	0	0	0
Incest	0	0	0	0
Statutory Rape	0	0	0	0
Aggravated Assault	0	0	0	0
Simple Assault	0	0	0	0
Intimidation	0	0	0	0
Stalking	0	0	0	0
Commercial Sex Acts	0	0	0	0
Involuntary Servitude	0	0	0	0
Crimes Against Property				
Arson	0	0	0	0
Bribery	0	0	0	0
Burglary	0	0	0	0
Counterfeiting/Forgery	0	0	0	0
Destruction/Damage/Vandalism	0	0	0	0
Embezzlement	0	0	0	0
Extortion/Blackmail	0	0	0	0
Fraud - False Pretenses	0	0	0	0
Fraud - Credit Card/ATM	0	0	0	0
Fraud - Impersonation	0	0	0	0
Fraud - Welfare	0	0	0	0
Fraud - Wire	0	0	0	0
Motor Vehicle Theft	0	0	0	0
Robbery	0	0	0	0
Stolen Property Offenses	0	0	0	0
Theft - Pocket-picking	0	0	0	0
Theft - Purse Snatching	0	0	0	0
Theft - Shoplifting	0	0	0	0
Theft From Building	0	0	0	0
Theft From Coin Machine	0	0	0	0
Theft From Motor Vehicle	0	0	0	0
Theft of Motor Vehicle Parts	0	0	0	0
Theft - All Other Larceny	0	0	0	0
Crimes Against Society				
Drug/Narcotic Violations	2	2	2	0
Drug/Narcotic Equipment Violations	1	0	0	0
Gambling - Betting/Wagering	0	0	0	0
Gambling - Operating/Promoting	0	0	0	0
Gambling - Equipment Violations	0	0	0	0
Gambling - Sports Tampering	0	0	0	0
Pornography/Obscene Material	0	0	0	0
Prostitution	0	0	0	0
Prostitution Assisting/Promoting	0	0	0	0
Purchasing Prostitution	0	0	0	0
Weapon Law Violations	0	0	0	0
Total Group A Offenses	3	2	2	0



Pulaski Police Department - 2014

2013 Population Estimate	7,641
Offense Overview	
Offense Total	969
Number Cleared	516
Percent Cleared	53.25 %
Group A Crimes per 100,000 population	12,681.6
Arrest Overview	
Total Arrests	598
Adult Arrests	526
Juvenile Arrests	72
Unknown Age	0
Arrests per 100,000 population	7,826.2
Average number offenses/incident	1.13

Domestic Violence Victims		
Offense	Reported	Cleared
Murder	0	0
Aggravated Assault	22	20
Simple Assault	104	80
Intimidation	10	6
Stalking	1	1
Forcible Rape	3	1
Forcible Sodomy	0	0
Sexual Assault W/Object	0	0
Forcible Fondling	1	1
Incest	0	0
Statutory Rape	0	0
Kidnapping/Abduction	0	0
Total	141	109

TIBRS Group B Arrests		
Offense	Adult	Juvenile
Bad Checks	0	0
Curfew/Vagrancy	0	0
Disorderly Conduct	9	12
DUI	21	0
Drunkenness	44	7
Family-Non Violent	0	1
Liquor Law Violations	2	0
Peeping Tom	0	0
Trespass	6	1
All Other Offenses	32	4
Total Group B	114	25

TIBRS Group A Offenses	Offenses		Arrests	
	Reported	Cleared	Adult	Juvenile
Crimes Against Persons				
Murder	0	0	1	0
Negligent Manslaughter	0	0	0	0
Kidnapping/Abduction	0	0	0	0
Forcible Rape	5	1	0	0
Forcible Sodomy	0	0	0	0
Sexual Assault W/Object	0	0	0	0
Forcible Fondling	2	2	1	0
Incest	0	0	0	0
Statutory Rape	3	1	1	0
Aggravated Assault	40	34	14	1
Simple Assault	183	110	91	12
Intimidation	20	8	2	0
Stalking	2	1	1	0
Commercial Sex Acts	0	0	0	0
Involuntary Servitude	0	0	0	0
Crimes Against Property				
Arson	1	0	0	0
Bribery	0	0	0	0
Burglary	55	9	7	2
Counterfeiting/Forgery	24	3	1	0
Destruction/Damage/Vandalism	83	26	12	1
Embezzlement	1	0	0	0
Extortion/Blackmail	0	0	0	0
Fraud - False Pretenses	30	6	0	0
Fraud - Credit Card/ATM	6	1	1	0
Fraud - Impersonation	3	2	1	0
Fraud - Welfare	0	0	0	0
Fraud - Wire	1	0	0	0
Motor Vehicle Theft	9	5	3	0
Robbery	4	2	2	0
Stolen Property Offenses	2	1	0	0
Theft - Pocket-picking	0	0	0	0
Theft - Purse Snatching	0	0	0	0
Theft - Shoplifting	147	133	128	18
Theft From Building	84	24	12	0
Theft From Coin Machine	1	0	0	0
Theft From Motor Vehicle	35	4	7	0
Theft of Motor Vehicle Parts	4	1	0	0
Theft - All Other Larceny	60	12	15	5
Crimes Against Society				
Drug/Narcotic Violations	125	94	103	6
Drug/Narcotic Equipment Violations	32	30	8	0
Gambling - Betting/Wagering	0	0	0	0
Gambling - Operating/Promoting	0	0	0	0
Gambling - Equipment Violations	0	0	0	0
Gambling - Sports Tampering	0	0	0	0
Pornography/Obscene Material	1	0	0	0
Prostitution	0	0	0	0
Prostitution Assisting/Promoting	0	0	0	0
Purchasing Prostitution	0	0	0	0
Weapon Law Violations	6	6	1	2
Total Group A Offenses	969	516	412	47



Red Bank Police Department - 2014

2013 Population Estimate	11,830
Offense Overview	
Offense Total	1,272
Number Cleared	693
Percent Cleared	54.48 %
Group A Crimes per 100,000 population	10,752.3
Arrest Overview	
Total Arrests	950
Adult Arrests	921
Juvenile Arrests	29
Unknown Age	0
Arrests per 100,000 population	8,030.4
Average number offenses/incident	1.18

Domestic Violence Victims		
Offense	Reported	Cleared
Murder	1	1
Aggravated Assault	32	29
Simple Assault	77	72
Intimidation	3	1
Stalking	1	1
Forcible Rape	1	0
Forcible Sodomy	1	0
Sexual Assault W/Object	0	0
Forcible Fondling	1	0
Incest	0	0
Statutory Rape	0	0
Kidnapping/Abduction	1	1
Total	118	105

TIBRS Group B Arrests		
Offense	Adult	Juvenile
Bad Checks	0	0
Curfew/Vagrancy	0	0
Disorderly Conduct	9	1
DUI	106	0
Drunkenness	48	0
Family-Non Violent	1	0
Liquor Law Violations	2	0
Peeping Tom	0	0
Trespass	8	0
All Other Offenses	253	1
Total Group B	427	2

TIBRS Group A Offenses	Offenses		Arrests	
	Reported	Cleared	Adult	Juvenile
Crimes Against Persons				
Murder	1	1	0	0
Negligent Manslaughter	0	0	0	0
Kidnapping/Abduction	4	3	9	0
Forcible Rape	3	1	0	0
Forcible Sodomy	1	0	0	0
Sexual Assault W/Object	1	0	0	0
Forcible Fondling	2	0	0	0
Incest	0	0	0	0
Statutory Rape	1	1	1	0
Aggravated Assault	54	43	37	2
Simple Assault	130	103	68	11
Intimidation	10	2	4	0
Stalking	4	1	1	0
Commercial Sex Acts	0	0	0	0
Involuntary Servitude	0	0	0	0
Crimes Against Property				
Arson	1	1	1	0
Bribery	0	0	0	0
Burglary	97	25	25	2
Counterfeiting/Forgery	14	8	6	1
Destruction/Damage/Vandalism	96	20	6	0
Embezzlement	0	0	0	0
Extortion/Blackmail	0	0	0	0
Fraud - False Pretenses	7	2	3	0
Fraud - Credit Card/ATM	17	3	1	0
Fraud - Impersonation	9	7	4	1
Fraud - Welfare	0	0	0	0
Fraud - Wire	3	0	0	0
Motor Vehicle Theft	28	6	8	0
Robbery	8	4	3	0
Stolen Property Offenses	14	12	3	0
Theft - Pocket-picking	0	0	0	0
Theft - Purse Snatching	3	0	0	0
Theft - Shoplifting	116	48	34	5
Theft From Building	61	19	14	0
Theft From Coin Machine	4	1	0	0
Theft From Motor Vehicle	67	5	2	0
Theft of Motor Vehicle Parts	13	0	1	0
Theft - All Other Larceny	130	26	27	1
Crimes Against Society				
Drug/Narcotic Violations	207	193	170	3
Drug/Narcotic Equipment Violations	143	137	51	1
Gambling - Betting/Wagering	0	0	0	0
Gambling - Operating/Promoting	0	0	0	0
Gambling - Equipment Violations	0	0	0	0
Gambling - Sports Tampering	0	0	0	0
Pornography/Obscene Material	1	0	0	0
Prostitution	0	0	0	0
Prostitution Assisting/Promoting	0	0	0	0
Purchasing Prostitution	0	0	0	0
Weapon Law Violations	22	21	15	0
Total Group A Offenses	1,272	693	494	27



Red Boiling Springs Police Department - 2014

2013 Population Estimate	1,126
Offense Overview	
Offense Total	130
Number Cleared	61
Percent Cleared	46.92 %
Group A Crimes per 100,000 population	11,545.3
Arrest Overview	
Total Arrests	78
Adult Arrests	73
Juvenile Arrests	5
Unknown Age	0
Arrests per 100,000 population	6,927.2
Average number offenses/incident	1.21

Domestic Violence Victims		
Offense	Reported	Cleared
Murder	0	0
Aggravated Assault	3	3
Simple Assault	8	6
Intimidation	7	0
Stalking	0	0
Forcible Rape	0	0
Forcible Sodomy	0	0
Sexual Assault W/Object	0	0
Forcible Fondling	0	0
Incest	0	0
Statutory Rape	0	0
Kidnapping/Abduction	1	1
Total	19	10

TIBRS Group B Arrests		
Offense	Adult	Juvenile
Bad Checks	0	0
Curfew/Vagrancy	0	0
Disorderly Conduct	0	0
DUI	9	1
Drunkenness	11	0
Family-Non Violent	0	0
Liquor Law Violations	1	0
Peeping Tom	0	0
Trespass	1	0
All Other Offenses	3	0
Total Group B	25	1

TIBRS Group A Offenses	Offenses		Arrests	
	Reported	Cleared	Adult	Juvenile
Crimes Against Persons				
Murder	0	0	0	0
Negligent Manslaughter	0	0	0	0
Kidnapping/Abduction	1	1	0	0
Forcible Rape	0	0	0	0
Forcible Sodomy	0	0	0	0
Sexual Assault W/Object	0	0	0	0
Forcible Fondling	0	0	0	0
Incest	0	0	0	0
Statutory Rape	0	0	0	0
Aggravated Assault	5	5	4	0
Simple Assault	15	11	8	0
Intimidation	14	0	0	0
Stalking	0	0	0	0
Commercial Sex Acts	0	0	0	0
Involuntary Servitude	0	0	0	0
Crimes Against Property				
Arson	0	0	0	0
Bribery	0	0	0	0
Burglary	16	6	10	3
Counterfeiting/Forgery	3	1	0	0
Destruction/Damage/Vandalism	21	5	1	0
Embezzlement	0	0	0	0
Extortion/Blackmail	0	0	0	0
Fraud - False Pretenses	0	0	0	0
Fraud - Credit Card/ATM	1	0	0	0
Fraud - Impersonation	1	1	0	0
Fraud - Welfare	0	0	0	0
Fraud - Wire	0	0	0	0
Motor Vehicle Theft	3	1	1	0
Robbery	2	1	2	0
Stolen Property Offenses	0	0	0	0
Theft - Pocket-picking	1	0	0	0
Theft - Purse Snatching	0	0	0	0
Theft - Shoplifting	4	2	2	0
Theft From Building	13	5	5	0
Theft From Coin Machine	2	0	0	0
Theft From Motor Vehicle	2	1	1	0
Theft of Motor Vehicle Parts	1	0	0	0
Theft - All Other Larceny	4	0	0	0
Crimes Against Society				
Drug/Narcotic Violations	14	14	10	0
Drug/Narcotic Equipment Violations	5	5	3	0
Gambling - Betting/Wagering	0	0	0	0
Gambling - Operating/Promoting	0	0	0	0
Gambling - Equipment Violations	0	0	0	0
Gambling - Sports Tampering	0	0	0	0
Pornography/Obscene Material	0	0	0	0
Prostitution	0	0	0	0
Prostitution Assisting/Promoting	0	0	0	0
Purchasing Prostitution	0	0	0	0
Weapon Law Violations	2	2	1	1
Total Group A Offenses	130	61	48	4



Ridgely Police Department - 2014

2013 Population Estimate	1,765
Offense Overview	
Offense Total	66
Number Cleared	28
Percent Cleared	42.42 %
Group A Crimes per 100,000 population	3,739.4
Arrest Overview	
Total Arrests	53
Adult Arrests	50
Juvenile Arrests	3
Unknown Age	0
Arrests per 100,000 population	3,002.8
Average number offenses/incident	1.02

Domestic Violence Victims		
Offense	Reported	Cleared
Murder	0	0
Aggravated Assault	0	0
Simple Assault	8	8
Intimidation	0	0
Stalking	0	0
Forcible Rape	0	0
Forcible Sodomy	0	0
Sexual Assault W/Object	0	0
Forcible Fondling	0	0
Incest	0	0
Statutory Rape	0	0
Kidnapping/Abduction	0	0
Total	8	8

TIBRS Group B Arrests		
Offense	Adult	Juvenile
Bad Checks	0	0
Curfew/Vagrancy	0	0
Disorderly Conduct	2	0
DUI	2	0
Drunkenness	8	0
Family-Non Violent	2	0
Liquor Law Violations	0	0
Peeping Tom	0	0
Trespass	2	0
All Other Offenses	7	0
Total Group B	23	0

TIBRS Group A Offenses	Offenses		Arrests	
	Reported	Cleared	Adult	Juvenile
Crimes Against Persons				
Murder	0	0	0	0
Negligent Manslaughter	0	0	0	0
Kidnapping/Abduction	0	0	0	0
Forcible Rape	0	0	0	0
Forcible Sodomy	0	0	0	0
Sexual Assault W/Object	0	0	0	0
Forcible Fondling	0	0	0	0
Incest	0	0	0	0
Statutory Rape	0	0	0	0
Aggravated Assault	2	2	2	0
Simple Assault	14	12	13	0
Intimidation	0	0	0	0
Stalking	0	0	0	0
Commercial Sex Acts	0	0	0	0
Involuntary Servitude	0	0	0	0
Crimes Against Property				
Arson	0	0	0	0
Bribery	0	0	0	0
Burglary	0	0	0	0
Counterfeiting/Forgery	3	2	2	0
Destruction/Damage/Vandalism	11	1	1	0
Embezzlement	0	0	0	0
Extortion/Blackmail	0	0	0	0
Fraud - False Pretenses	0	0	0	0
Fraud - Credit Card/ATM	0	0	0	0
Fraud - Impersonation	0	0	0	0
Fraud - Welfare	0	0	0	0
Fraud - Wire	0	0	0	0
Motor Vehicle Theft	1	1	1	0
Robbery	0	0	0	0
Stolen Property Offenses	1	0	0	0
Theft - Pocket-picking	0	0	0	0
Theft - Purse Snatching	0	0	0	0
Theft - Shoplifting	1	1	1	0
Theft From Building	5	2	2	0
Theft From Coin Machine	0	0	0	0
Theft From Motor Vehicle	6	1	1	0
Theft of Motor Vehicle Parts	0	0	0	0
Theft - All Other Larceny	20	4	2	3
Crimes Against Society				
Drug/Narcotic Violations	0	0	0	0
Drug/Narcotic Equipment Violations	0	0	0	0
Gambling - Betting/Wagering	0	0	0	0
Gambling - Operating/Promoting	0	0	0	0
Gambling - Equipment Violations	0	0	0	0
Gambling - Sports Tampering	0	0	0	0
Pornography/Obscene Material	0	0	0	0
Prostitution	0	0	0	0
Prostitution Assisting/Promoting	0	0	0	0
Purchasing Prostitution	0	0	0	0
Weapon Law Violations	2	2	2	0
Total Group A Offenses	66	28	27	3



Ridgetop Police Department - 2014

2013 Population Estimate	1,942
Offense Overview	
Offense Total	21
Number Cleared	13
Percent Cleared	61.90 %
Group A Crimes per 100,000 population	1,081.4
Arrest Overview	
Total Arrests	29
Adult Arrests	26
Juvenile Arrests	3
Unknown Age	0
Arrests per 100,000 population	1,493.3
Average number offenses/incident	1.05

Domestic Violence Victims		
Offense	Reported	Cleared
Murder	0	0
Aggravated Assault	2	2
Simple Assault	0	0
Intimidation	0	0
Stalking	1	1
Forcible Rape	0	0
Forcible Sodomy	0	0
Sexual Assault W/Object	0	0
Forcible Fondling	0	0
Incest	0	0
Statutory Rape	0	0
Kidnapping/Abduction	0	0
Total	3	3

TIBRS Group B Arrests		
Offense	Adult	Juvenile
Bad Checks	0	0
Curfew/Vagrancy	0	0
Disorderly Conduct	2	0
DUI	9	0
Drunkenness	2	0
Family-Non Violent	0	0
Liquor Law Violations	0	0
Peeping Tom	0	0
Trespass	0	0
All Other Offenses	1	0
Total Group B	14	0

TIBRS Group A Offenses	Offenses		Arrests	
	Reported	Cleared	Adult	Juvenile
Crimes Against Persons				
Murder	0	0	0	0
Negligent Manslaughter	0	0	0	0
Kidnapping/Abduction	0	0	0	0
Forcible Rape	0	0	0	0
Forcible Sodomy	0	0	0	0
Sexual Assault W/Object	0	0	0	0
Forcible Fondling	0	0	0	0
Incest	0	0	0	0
Statutory Rape	0	0	0	0
Aggravated Assault	3	3	3	0
Simple Assault	0	0	0	0
Intimidation	0	0	0	0
Stalking	2	2	1	0
Commercial Sex Acts	0	0	0	0
Involuntary Servitude	0	0	0	0
Crimes Against Property				
Arson	0	0	0	0
Bribery	0	0	0	0
Burglary	1	1	1	0
Counterfeiting/Forgery	0	0	0	0
Destruction/Damage/Vandalism	1	0	0	0
Embezzlement	0	0	0	0
Extortion/Blackmail	0	0	0	0
Fraud - False Pretenses	0	0	0	0
Fraud - Credit Card/ATM	0	0	0	0
Fraud - Impersonation	1	1	1	0
Fraud - Welfare	0	0	0	0
Fraud - Wire	0	0	0	0
Motor Vehicle Theft	0	0	0	0
Robbery	0	0	0	0
Stolen Property Offenses	0	0	0	0
Theft - Pocket-picking	0	0	0	0
Theft - Purse Snatching	0	0	0	0
Theft - Shoplifting	3	3	2	3
Theft From Building	1	0	0	0
Theft From Coin Machine	0	0	0	0
Theft From Motor Vehicle	5	1	1	0
Theft of Motor Vehicle Parts	0	0	0	0
Theft - All Other Larceny	2	0	0	0
Crimes Against Society				
Drug/Narcotic Violations	2	2	3	0
Drug/Narcotic Equipment Violations	0	0	0	0
Gambling - Betting/Wagering	0	0	0	0
Gambling - Operating/Promoting	0	0	0	0
Gambling - Equipment Violations	0	0	0	0
Gambling - Sports Tampering	0	0	0	0
Pornography/Obscene Material	0	0	0	0
Prostitution	0	0	0	0
Prostitution Assisting/Promoting	0	0	0	0
Purchasing Prostitution	0	0	0	0
Weapon Law Violations	0	0	0	0
Total Group A Offenses	21	13	12	3



Ripley Police Department - 2014

2013 Population Estimate	8,399
Offense Overview	
Offense Total	998
Number Cleared	310
Percent Cleared	31.06 %
Group A Crimes per 100,000 population	11,882.4
Arrest Overview	
Total Arrests	398
Adult Arrests	372
Juvenile Arrests	26
Unknown Age	0
Arrests per 100,000 population	4,738.7
Average number offenses/incident	1.23

Domestic Violence Victims		
Offense	Reported	Cleared
Murder	0	0
Aggravated Assault	33	27
Simple Assault	96	61
Intimidation	17	1
Stalking	1	0
Forcible Rape	0	0
Forcible Sodomy	0	0
Sexual Assault W/Object	0	0
Forcible Fondling	0	0
Incest	0	0
Statutory Rape	0	0
Kidnapping/Abduction	2	1
Total	149	90

TIBRS Group B Arrests		
Offense	Adult	Juvenile
Bad Checks	0	0
Curfew/Vagrancy	1	3
Disorderly Conduct	18	3
DUI	22	0
Drunkenness	8	0
Family-Non Violent	1	0
Liquor Law Violations	4	0
Peeping Tom	0	0
Trespass	9	0
All Other Offenses	61	5
Total Group B	124	11

TIBRS Group A Offenses	Offenses		Arrests	
	Reported	Cleared	Adult	Juvenile
Crimes Against Persons				
Murder	0	0	0	0
Negligent Manslaughter	0	0	0	0
Kidnapping/Abduction	3	1	0	0
Forcible Rape	3	1	0	0
Forcible Sodomy	0	0	0	0
Sexual Assault W/Object	0	0	0	0
Forcible Fondling	0	0	0	0
Incest	0	0	0	0
Statutory Rape	0	0	0	0
Aggravated Assault	136	63	43	2
Simple Assault	173	106	94	5
Intimidation	61	4	4	0
Stalking	2	0	0	0
Commercial Sex Acts	0	0	0	0
Involuntary Servitude	0	0	0	0
Crimes Against Property				
Arson	3	0	0	0
Bribery	0	0	0	0
Burglary	171	15	13	1
Counterfeiting/Forgery	11	4	1	0
Destruction/Damage/Vandalism	104	19	14	1
Embezzlement	3	1	1	0
Extortion/Blackmail	1	1	1	0
Fraud - False Pretenses	21	2	2	0
Fraud - Credit Card/ATM	15	6	5	0
Fraud - Impersonation	9	1	0	0
Fraud - Welfare	0	0	0	0
Fraud - Wire	3	0	0	0
Motor Vehicle Theft	13	2	2	0
Robbery	18	2	2	0
Stolen Property Offenses	0	0	0	0
Theft - Pocket-picking	0	0	0	0
Theft - Purse Snatching	0	0	0	0
Theft - Shoplifting	44	33	36	1
Theft From Building	51	2	1	1
Theft From Coin Machine	0	0	0	0
Theft From Motor Vehicle	36	6	2	2
Theft of Motor Vehicle Parts	34	1	1	0
Theft - All Other Larceny	44	6	5	1
Crimes Against Society				
Drug/Narcotic Violations	19	18	10	1
Drug/Narcotic Equipment Violations	6	6	0	0
Gambling - Betting/Wagering	0	0	0	0
Gambling - Operating/Promoting	0	0	0	0
Gambling - Equipment Violations	0	0	0	0
Gambling - Sports Tampering	0	0	0	0
Pornography/Obscene Material	0	0	0	0
Prostitution	0	0	0	0
Prostitution Assisting/Promoting	0	0	0	0
Purchasing Prostitution	0	0	0	0
Weapon Law Violations	14	10	11	0
Total Group A Offenses	998	310	248	15



Rockwood Police Department - 2014

2013 Population Estimate	5,458
Offense Overview	
Offense Total	736
Number Cleared	412
Percent Cleared	55.98 %
Group A Crimes per 100,000 population	13,484.8
Arrest Overview	
Total Arrests	517
Adult Arrests	508
Juvenile Arrests	9
Unknown Age	0
Arrests per 100,000 population	9,472.3
Average number offenses/incident	1.13

Domestic Violence Victims		
Offense	Reported	Cleared
Murder	0	0
Aggravated Assault	6	6
Simple Assault	42	35
Intimidation	4	1
Stalking	0	0
Forcible Rape	0	0
Forcible Sodomy	0	0
Sexual Assault W/Object	0	0
Forcible Fondling	0	0
Incest	0	0
Statutory Rape	0	0
Kidnapping/Abduction	1	1
Total	53	43

TIBRS Group B Arrests		
Offense	Adult	Juvenile
Bad Checks	0	0
Curfew/Vagrancy	0	1
Disorderly Conduct	10	0
DUI	47	0
Drunkenness	40	0
Family-Non Violent	2	0
Liquor Law Violations	6	1
Peeping Tom	0	0
Trespass	13	0
All Other Offenses	22	2
Total Group B	140	4

TIBRS Group A Offenses	Offenses		Arrests	
	Reported	Cleared	Adult	Juvenile
Crimes Against Persons				
Murder	0	0	0	0
Negligent Manslaughter	0	0	0	0
Kidnapping/Abduction	1	1	0	0
Forcible Rape	1	0	0	0
Forcible Sodomy	0	0	0	0
Sexual Assault W/Object	0	0	0	0
Forcible Fondling	1	1	0	0
Incest	0	0	0	0
Statutory Rape	0	0	0	0
Aggravated Assault	24	20	16	0
Simple Assault	78	58	52	4
Intimidation	31	6	4	0
Stalking	1	1	1	0
Commercial Sex Acts	0	0	0	0
Involuntary Servitude	0	0	0	0
Crimes Against Property				
Arson	0	0	0	0
Bribery	0	0	0	0
Burglary	62	8	7	0
Counterfeiting/Forgery	4	2	3	0
Destruction/Damage/Vandalism	61	8	2	0
Embezzlement	0	0	0	0
Extortion/Blackmail	0	0	0	0
Fraud - False Pretenses	1	0	0	0
Fraud - Credit Card/ATM	7	1	1	0
Fraud - Impersonation	3	2	2	0
Fraud - Welfare	0	0	0	0
Fraud - Wire	0	0	0	0
Motor Vehicle Theft	13	7	6	1
Robbery	2	0	0	0
Stolen Property Offenses	0	0	0	0
Theft - Pocket-picking	0	0	0	0
Theft - Purse Snatching	0	0	0	0
Theft - Shoplifting	162	136	139	0
Theft From Building	8	1	1	0
Theft From Coin Machine	0	0	0	0
Theft From Motor Vehicle	14	3	2	0
Theft of Motor Vehicle Parts	10	1	2	0
Theft - All Other Larceny	109	18	18	0
Crimes Against Society				
Drug/Narcotic Violations	89	87	86	0
Drug/Narcotic Equipment Violations	50	48	26	0
Gambling - Betting/Wagering	0	0	0	0
Gambling - Operating/Promoting	0	0	0	0
Gambling - Equipment Violations	0	0	0	0
Gambling - Sports Tampering	0	0	0	0
Pornography/Obscene Material	1	0	0	0
Prostitution	0	0	0	0
Prostitution Assisting/Promoting	0	0	0	0
Purchasing Prostitution	0	0	0	0
Weapon Law Violations	3	3	0	0
Total Group A Offenses	736	412	368	5



Rocky Top Police Department - 2014

2013 Population Estimate	1,777
Offense Overview	
Offense Total	169
Number Cleared	62
Percent Cleared	36.69 %
Group A Crimes per 100,000 population	9,510.4
Arrest Overview	
Total Arrests	131
Adult Arrests	129
Juvenile Arrests	2
Unknown Age	0
Arrests per 100,000 population	7,372.0
Average number offenses/incident	1.02

Domestic Violence Victims		
Offense	Reported	Cleared
Murder	0	0
Aggravated Assault	2	2
Simple Assault	19	14
Intimidation	0	0
Stalking	0	0
Forcible Rape	0	0
Forcible Sodomy	0	0
Sexual Assault W/Object	0	0
Forcible Fondling	0	0
Incest	1	0
Statutory Rape	0	0
Kidnapping/Abduction	0	0
Total	22	16

TIBRS Group B Arrests		
Offense	Adult	Juvenile
Bad Checks	1	0
Curfew/Vagrancy	0	0
Disorderly Conduct	2	0
DUI	0	0
Drunkenness	7	0
Family-Non Violent	0	0
Liquor Law Violations	0	0
Peeping Tom	0	0
Trespass	8	0
All Other Offenses	58	1
Total Group B	76	1

TIBRS Group A Offenses	Offenses		Arrests	
	Reported	Cleared	Adult	Juvenile
Crimes Against Persons				
Murder	0	0	0	0
Negligent Manslaughter	0	0	0	0
Kidnapping/Abduction	0	0	0	0
Forcible Rape	0	0	0	0
Forcible Sodomy	0	0	0	0
Sexual Assault W/Object	0	0	0	0
Forcible Fondling	0	0	0	0
Incest	1	0	0	0
Statutory Rape	0	0	0	0
Aggravated Assault	2	2	2	0
Simple Assault	28	21	17	1
Intimidation	0	0	0	0
Stalking	0	0	0	0
Commercial Sex Acts	0	0	0	0
Involuntary Servitude	0	0	0	0
Crimes Against Property				
Arson	0	0	0	0
Bribery	0	0	0	0
Burglary	17	3	4	0
Counterfeiting/Forgery	5	0	0	0
Destruction/Damage/Vandalism	19	3	3	0
Embezzlement	3	2	2	0
Extortion/Blackmail	0	0	0	0
Fraud - False Pretenses	0	0	0	0
Fraud - Credit Card/ATM	2	1	1	0
Fraud - Impersonation	3	1	1	0
Fraud - Welfare	0	0	0	0
Fraud - Wire	0	0	0	0
Motor Vehicle Theft	3	1	1	0
Robbery	2	1	1	0
Stolen Property Offenses	0	0	0	0
Theft - Pocket-picking	0	0	0	0
Theft - Purse Snatching	0	0	0	0
Theft - Shoplifting	20	14	13	0
Theft From Building	10	4	1	0
Theft From Coin Machine	0	0	0	0
Theft From Motor Vehicle	11	1	2	0
Theft of Motor Vehicle Parts	3	0	0	0
Theft - All Other Larceny	36	4	3	0
Crimes Against Society				
Drug/Narcotic Violations	2	2	1	0
Drug/Narcotic Equipment Violations	2	2	1	0
Gambling - Betting/Wagering	0	0	0	0
Gambling - Operating/Promoting	0	0	0	0
Gambling - Equipment Violations	0	0	0	0
Gambling - Sports Tampering	0	0	0	0
Pornography/Obscene Material	0	0	0	0
Prostitution	0	0	0	0
Prostitution Assisting/Promoting	0	0	0	0
Purchasing Prostitution	0	0	0	0
Weapon Law Violations	0	0	0	0
Total Group A Offenses	169	62	53	1



Rogersville Police Department - 2014

2013 Population Estimate	4,433
Offense Overview	
Offense Total	574
Number Cleared	127
Percent Cleared	22.13 %
Group A Crimes per 100,000 population	12,948.3
Arrest Overview	
Total Arrests	167
Adult Arrests	163
Juvenile Arrests	4
Unknown Age	0
Arrests per 100,000 population	3,767.2
Average number offenses/incident	1.16

Domestic Violence Victims		
Offense	Reported	Cleared
Murder	0	0
Aggravated Assault	4	1
Simple Assault	27	5
Intimidation	2	0
Stalking	0	0
Forcible Rape	0	0
Forcible Sodomy	0	0
Sexual Assault W/Object	0	0
Forcible Fondling	0	0
Incest	0	0
Statutory Rape	0	0
Kidnapping/Abduction	1	0
Total	34	6

TIBRS Group B Arrests		
Offense	Adult	Juvenile
Bad Checks	0	0
Curfew/Vagrancy	0	0
Disorderly Conduct	2	0
DUI	11	0
Drunkenness	29	0
Family-Non Violent	0	0
Liquor Law Violations	0	0
Peeping Tom	0	0
Trespass	4	0
All Other Offenses	3	0
Total Group B	49	0

TIBRS Group A Offenses	Offenses		Arrests	
	Reported	Cleared	Adult	Juvenile
Crimes Against Persons				
Murder	0	0	0	0
Negligent Manslaughter	0	0	0	0
Kidnapping/Abduction	1	0	0	0
Forcible Rape	0	0	0	0
Forcible Sodomy	0	0	0	0
Sexual Assault W/Object	0	0	0	0
Forcible Fondling	0	0	0	0
Incest	0	0	0	0
Statutory Rape	0	0	0	0
Aggravated Assault	14	7	4	0
Simple Assault	61	10	6	1
Intimidation	24	0	0	0
Stalking	1	0	0	0
Commercial Sex Acts	0	0	0	0
Involuntary Servitude	0	0	0	0
Crimes Against Property				
Arson	1	0	0	0
Bribery	0	0	0	0
Burglary	49	2	3	0
Counterfeiting/Forgery	37	0	0	0
Destruction/Damage/Vandalism	57	1	1	0
Embezzlement	11	8	1	0
Extortion/Blackmail	0	0	0	0
Fraud - False Pretenses	32	6	7	0
Fraud - Credit Card/ATM	51	0	0	0
Fraud - Impersonation	1	0	0	0
Fraud - Welfare	0	0	0	0
Fraud - Wire	1	0	0	0
Motor Vehicle Theft	5	0	0	0
Robbery	2	0	0	0
Stolen Property Offenses	0	0	0	0
Theft - Pocket-picking	0	0	0	0
Theft - Purse Snatching	0	0	0	0
Theft - Shoplifting	115	70	79	3
Theft From Building	38	1	1	0
Theft From Coin Machine	0	0	0	0
Theft From Motor Vehicle	12	0	0	0
Theft of Motor Vehicle Parts	2	0	0	0
Theft - All Other Larceny	37	0	0	0
Crimes Against Society				
Drug/Narcotic Violations	10	10	10	0
Drug/Narcotic Equipment Violations	12	12	2	0
Gambling - Betting/Wagering	0	0	0	0
Gambling - Operating/Promoting	0	0	0	0
Gambling - Equipment Violations	0	0	0	0
Gambling - Sports Tampering	0	0	0	0
Pornography/Obscene Material	0	0	0	0
Prostitution	0	0	0	0
Prostitution Assisting/Promoting	0	0	0	0
Purchasing Prostitution	0	0	0	0
Weapon Law Violations	0	0	0	0
Total Group A Offenses	574	127	114	4



Rossville Police Department - 2014

2013 Population Estimate	679
Offense Overview	
Offense Total	26
Number Cleared	8
Percent Cleared	30.77 %
Group A Crimes per 100,000 population	3,829.2
Arrest Overview	
Total Arrests	15
Adult Arrests	15
Juvenile Arrests	0
Unknown Age	0
Arrests per 100,000 population	2,209.1
Average number offenses/incident	1.08

Domestic Violence Victims		
Offense	Reported	Cleared
Murder	0	0
Aggravated Assault	0	0
Simple Assault	4	2
Intimidation	0	0
Stalking	0	0
Forcible Rape	0	0
Forcible Sodomy	0	0
Sexual Assault W/Object	0	0
Forcible Fondling	1	0
Incest	0	0
Statutory Rape	0	0
Kidnapping/Abduction	0	0
Total	5	2

TIBRS Group B Arrests		
Offense	Adult	Juvenile
Bad Checks	0	0
Curfew/Vagrancy	0	0
Disorderly Conduct	0	0
DUI	4	0
Drunkenness	1	0
Family-Non Violent	0	0
Liquor Law Violations	0	0
Peeping Tom	0	0
Trespass	0	0
All Other Offenses	2	0
Total Group B	7	0

TIBRS Group A Offenses	Offenses		Arrests	
	Reported	Cleared	Adult	Juvenile
Crimes Against Persons				
Murder	0	0	0	0
Negligent Manslaughter	0	0	0	0
Kidnapping/Abduction	0	0	0	0
Forcible Rape	0	0	0	0
Forcible Sodomy	0	0	0	0
Sexual Assault W/Object	0	0	0	0
Forcible Fondling	1	0	0	0
Incest	0	0	0	0
Statutory Rape	0	0	0	0
Aggravated Assault	0	0	0	0
Simple Assault	4	2	2	0
Intimidation	0	0	0	0
Stalking	0	0	0	0
Commercial Sex Acts	0	0	0	0
Involuntary Servitude	0	0	0	0
Crimes Against Property				
Arson	1	0	0	0
Bribery	0	0	0	0
Burglary	0	0	0	0
Counterfeiting/Forgery	6	0	0	0
Destruction/Damage/Vandalism	1	0	0	0
Embezzlement	0	0	0	0
Extortion/Blackmail	0	0	0	0
Fraud - False Pretenses	0	0	0	0
Fraud - Credit Card/ATM	0	0	0	0
Fraud - Impersonation	1	0	0	0
Fraud - Welfare	0	0	0	0
Fraud - Wire	0	0	0	0
Motor Vehicle Theft	0	0	0	0
Robbery	0	0	0	0
Stolen Property Offenses	0	0	0	0
Theft - Pocket-picking	0	0	0	0
Theft - Purse Snatching	0	0	0	0
Theft - Shoplifting	0	0	0	0
Theft From Building	2	0	0	0
Theft From Coin Machine	0	0	0	0
Theft From Motor Vehicle	1	0	0	0
Theft of Motor Vehicle Parts	3	0	0	0
Theft - All Other Larceny	0	0	0	0
Crimes Against Society				
Drug/Narcotic Violations	2	2	3	0
Drug/Narcotic Equipment Violations	2	2	1	0
Gambling - Betting/Wagering	0	0	0	0
Gambling - Operating/Promoting	0	0	0	0
Gambling - Equipment Violations	0	0	0	0
Gambling - Sports Tampering	0	0	0	0
Pornography/Obscene Material	0	0	0	0
Prostitution	0	0	0	0
Prostitution Assisting/Promoting	0	0	0	0
Purchasing Prostitution	0	0	0	0
Weapon Law Violations	2	2	2	0
Total Group A Offenses	26	8	8	0



Rutherford Police Department - 2014

2013 Population Estimate	1,123
Offense Overview	
Offense Total	58
Number Cleared	19
Percent Cleared	32.76 %
Group A Crimes per 100,000 population	5,164.7
Arrest Overview	
Total Arrests	25
Adult Arrests	21
Juvenile Arrests	4
Unknown Age	0
Arrests per 100,000 population	2,226.2
Average number offenses/incident	1.16

Domestic Violence Victims		
Offense	Reported	Cleared
Murder	0	0
Aggravated Assault	4	3
Simple Assault	5	1
Intimidation	2	0
Stalking	0	0
Forcible Rape	0	0
Forcible Sodomy	0	0
Sexual Assault W/Object	0	0
Forcible Fondling	0	0
Incest	0	0
Statutory Rape	0	0
Kidnapping/Abduction	0	0
Total	11	4

TIBRS Group B Arrests		
Offense	Adult	Juvenile
Bad Checks	0	0
Curfew/Vagrancy	0	0
Disorderly Conduct	0	0
DUI	3	0
Drunkenness	2	0
Family-Non Violent	0	0
Liquor Law Violations	0	0
Peeping Tom	0	0
Trespass	1	0
All Other Offenses	3	0
Total Group B	9	0

TIBRS Group A Offenses	Offenses		Arrests	
	Reported	Cleared	Adult	Juvenile
Crimes Against Persons				
Murder	0	0	0	0
Negligent Manslaughter	0	0	0	0
Kidnapping/Abduction	0	0	0	0
Forcible Rape	0	0	0	0
Forcible Sodomy	0	0	0	0
Sexual Assault W/Object	0	0	0	0
Forcible Fondling	0	0	0	0
Incest	0	0	0	0
Statutory Rape	0	0	0	0
Aggravated Assault	7	4	4	0
Simple Assault	8	2	1	1
Intimidation	6	0	0	0
Stalking	2	0	0	0
Commercial Sex Acts	0	0	0	0
Involuntary Servitude	0	0	0	0
Crimes Against Property				
Arson	0	0	0	0
Bribery	0	0	0	0
Burglary	2	0	0	0
Counterfeiting/Forgery	3	1	1	0
Destruction/Damage/Vandalism	7	1	0	2
Embezzlement	0	0	0	0
Extortion/Blackmail	0	0	0	0
Fraud - False Pretenses	3	1	1	0
Fraud - Credit Card/ATM	1	0	0	0
Fraud - Impersonation	0	0	0	0
Fraud - Welfare	0	0	0	0
Fraud - Wire	0	0	0	0
Motor Vehicle Theft	0	0	0	0
Robbery	0	0	0	0
Stolen Property Offenses	0	0	0	0
Theft - Pocket-picking	0	0	0	0
Theft - Purse Snatching	0	0	0	0
Theft - Shoplifting	3	2	2	0
Theft From Building	3	0	0	0
Theft From Coin Machine	0	0	0	0
Theft From Motor Vehicle	1	0	0	0
Theft of Motor Vehicle Parts	0	0	0	0
Theft - All Other Larceny	5	1	1	0
Crimes Against Society				
Drug/Narcotic Violations	4	4	2	1
Drug/Narcotic Equipment Violations	3	3	0	0
Gambling - Betting/Wagering	0	0	0	0
Gambling - Operating/Promoting	0	0	0	0
Gambling - Equipment Violations	0	0	0	0
Gambling - Sports Tampering	0	0	0	0
Pornography/Obscene Material	0	0	0	0
Prostitution	0	0	0	0
Prostitution Assisting/Promoting	0	0	0	0
Purchasing Prostitution	0	0	0	0
Weapon Law Violations	0	0	0	0
Total Group A Offenses	58	19	12	4



Rutledge Police Department - 2014

2013 Population Estimate	1,133
Offense Overview	
Offense Total	52
Number Cleared	15
Percent Cleared	28.85 %
Group A Crimes per 100,000 population	4,589.6
Arrest Overview	
Total Arrests	44
Adult Arrests	44
Juvenile Arrests	0
Unknown Age	0
Arrests per 100,000 population	3,883.5
Average number offenses/incident	1.13

Domestic Violence Victims		
Offense	Reported	Cleared
Murder	0	0
Aggravated Assault	1	1
Simple Assault	1	1
Intimidation	0	0
Stalking	0	0
Forcible Rape	0	0
Forcible Sodomy	0	0
Sexual Assault W/Object	0	0
Forcible Fondling	0	0
Incest	0	0
Statutory Rape	0	0
Kidnapping/Abduction	0	0
Total	2	2

TIBRS Group B Arrests		
Offense	Adult	Juvenile
Bad Checks	1	0
Curfew/Vagrancy	0	0
Disorderly Conduct	0	0
DUI	22	0
Drunkenness	3	0
Family-Non Violent	1	0
Liquor Law Violations	1	0
Peeping Tom	0	0
Trespass	0	0
All Other Offenses	4	0
Total Group B	32	0

TIBRS Group A Offenses	Offenses		Arrests	
	Reported	Cleared	Adult	Juvenile
Crimes Against Persons				
Murder	0	0	0	0
Negligent Manslaughter	0	0	0	0
Kidnapping/Abduction	0	0	0	0
Forcible Rape	0	0	0	0
Forcible Sodomy	0	0	0	0
Sexual Assault W/Object	0	0	0	0
Forcible Fondling	0	0	0	0
Incest	0	0	0	0
Statutory Rape	0	0	0	0
Aggravated Assault	3	3	3	0
Simple Assault	4	1	1	0
Intimidation	0	0	0	0
Stalking	0	0	0	0
Commercial Sex Acts	0	0	0	0
Involuntary Servitude	0	0	0	0
Crimes Against Property				
Arson	0	0	0	0
Bribery	0	0	0	0
Burglary	4	0	0	0
Counterfeiting/Forgery	4	0	0	0
Destruction/Damage/Vandalism	3	0	0	0
Embezzlement	0	0	0	0
Extortion/Blackmail	0	0	0	0
Fraud - False Pretenses	0	0	0	0
Fraud - Credit Card/ATM	1	0	0	0
Fraud - Impersonation	0	0	0	0
Fraud - Welfare	0	0	0	0
Fraud - Wire	0	0	0	0
Motor Vehicle Theft	2	0	0	0
Robbery	0	0	0	0
Stolen Property Offenses	0	0	0	0
Theft - Pocket-picking	0	0	0	0
Theft - Purse Snatching	0	0	0	0
Theft - Shoplifting	2	1	1	0
Theft From Building	4	1	1	0
Theft From Coin Machine	0	0	0	0
Theft From Motor Vehicle	2	0	0	0
Theft of Motor Vehicle Parts	1	0	0	0
Theft - All Other Larceny	13	0	0	0
Crimes Against Society				
Drug/Narcotic Violations	6	6	4	0
Drug/Narcotic Equipment Violations	2	2	2	0
Gambling - Betting/Wagering	0	0	0	0
Gambling - Operating/Promoting	0	0	0	0
Gambling - Equipment Violations	0	0	0	0
Gambling - Sports Tampering	0	0	0	0
Pornography/Obscene Material	0	0	0	0
Prostitution	0	0	0	0
Prostitution Assisting/Promoting	0	0	0	0
Purchasing Prostitution	0	0	0	0
Weapon Law Violations	1	1	0	0
Total Group A Offenses	52	15	12	0



Saltillo Police Department - 2014

2013 Population Estimate	515
Offense Overview	
Offense Total	13
Number Cleared	2
Percent Cleared	15.38 %
Group A Crimes per 100,000 population	2,524.3
Arrest Overview	
Total Arrests	3
Adult Arrests	3
Juvenile Arrests	0
Unknown Age	0
Arrests per 100,000 population	582.5
Average number offenses/incident	1.30

Domestic Violence Victims		
Offense	Reported	Cleared
Murder	0	0
Aggravated Assault	2	2
Simple Assault	0	0
Intimidation	0	0
Stalking	0	0
Forcible Rape	0	0
Forcible Sodomy	0	0
Sexual Assault W/Object	0	0
Forcible Fondling	0	0
Incest	0	0
Statutory Rape	0	0
Kidnapping/Abduction	0	0
Total	2	2

TIBRS Group B Arrests		
Offense	Adult	Juvenile
Bad Checks	0	0
Curfew/Vagrancy	0	0
Disorderly Conduct	0	0
DUI	0	0
Drunkenness	0	0
Family-Non Violent	0	0
Liquor Law Violations	1	0
Peeping Tom	0	0
Trespass	0	0
All Other Offenses	0	0
Total Group B	1	0

TIBRS Group A Offenses	Offenses		Arrests	
	Reported	Cleared	Adult	Juvenile
Crimes Against Persons				
Murder	0	0	0	0
Negligent Manslaughter	0	0	0	0
Kidnapping/Abduction	0	0	0	0
Forcible Rape	0	0	0	0
Forcible Sodomy	0	0	0	0
Sexual Assault W/Object	0	0	0	0
Forcible Fondling	0	0	0	0
Incest	0	0	0	0
Statutory Rape	0	0	0	0
Aggravated Assault	2	2	2	0
Simple Assault	1	0	0	0
Intimidation	0	0	0	0
Stalking	0	0	0	0
Commercial Sex Acts	0	0	0	0
Involuntary Servitude	0	0	0	0
Crimes Against Property				
Arson	0	0	0	0
Bribery	0	0	0	0
Burglary	3	0	0	0
Counterfeiting/Forgery	0	0	0	0
Destruction/Damage/Vandalism	2	0	0	0
Embezzlement	0	0	0	0
Extortion/Blackmail	0	0	0	0
Fraud - False Pretenses	0	0	0	0
Fraud - Credit Card/ATM	0	0	0	0
Fraud - Impersonation	0	0	0	0
Fraud - Welfare	0	0	0	0
Fraud - Wire	0	0	0	0
Motor Vehicle Theft	2	0	0	0
Robbery	0	0	0	0
Stolen Property Offenses	0	0	0	0
Theft - Pocket-picking	0	0	0	0
Theft - Purse Snatching	0	0	0	0
Theft - Shoplifting	0	0	0	0
Theft From Building	2	0	0	0
Theft From Coin Machine	0	0	0	0
Theft From Motor Vehicle	0	0	0	0
Theft of Motor Vehicle Parts	0	0	0	0
Theft - All Other Larceny	1	0	0	0
Crimes Against Society				
Drug/Narcotic Violations	0	0	0	0
Drug/Narcotic Equipment Violations	0	0	0	0
Gambling - Betting/Wagering	0	0	0	0
Gambling - Operating/Promoting	0	0	0	0
Gambling - Equipment Violations	0	0	0	0
Gambling - Sports Tampering	0	0	0	0
Pornography/Obscene Material	0	0	0	0
Prostitution	0	0	0	0
Prostitution Assisting/Promoting	0	0	0	0
Purchasing Prostitution	0	0	0	0
Weapon Law Violations	0	0	0	0
Total Group A Offenses	13	2	2	0



Savannah Police Department - 2014

2013 Population Estimate	7,105
Offense Overview	
Offense Total	1,066
Number Cleared	451
Percent Cleared	42.31 %
Group A Crimes per 100,000 population	15,003.5
Arrest Overview	
Total Arrests	668
Adult Arrests	606
Juvenile Arrests	62
Unknown Age	0
Arrests per 100,000 population	9,401.8
Average number offenses/incident	1.13

Domestic Violence Victims		
Offense	Reported	Cleared
Murder	0	0
Aggravated Assault	11	11
Simple Assault	93	72
Intimidation	17	0
Stalking	0	0
Forcible Rape	0	0
Forcible Sodomy	0	0
Sexual Assault W/Object	0	0
Forcible Fondling	4	1
Incest	0	0
Statutory Rape	0	0
Kidnapping/Abduction	0	0
Total	125	84

TIBRS Group B Arrests		
Offense	Adult	Juvenile
Bad Checks	0	0
Curfew/Vagrancy	0	0
Disorderly Conduct	11	0
DUI	46	1
Drunkenness	119	0
Family-Non Violent	2	0
Liquor Law Violations	2	2
Peeping Tom	0	0
Trespass	11	0
All Other Offenses	23	29
Total Group B	214	32

TIBRS Group A Offenses	Offenses		Arrests	
	Reported	Cleared	Adult	Juvenile
Crimes Against Persons				
Murder	0	0	0	0
Negligent Manslaughter	0	0	0	0
Kidnapping/Abduction	1	0	0	0
Forcible Rape	2	0	0	0
Forcible Sodomy	2	0	0	0
Sexual Assault W/Object	0	0	0	0
Forcible Fondling	5	1	1	0
Incest	0	0	0	0
Statutory Rape	1	1	1	0
Aggravated Assault	29	18	17	1
Simple Assault	162	94	79	3
Intimidation	69	3	2	0
Stalking	1	0	0	0
Commercial Sex Acts	0	0	0	0
Involuntary Servitude	0	0	0	0
Crimes Against Property				
Arson	1	0	0	0
Bribery	0	0	0	0
Burglary	81	12	14	0
Counterfeiting/Forgery	12	10	9	0
Destruction/Damage/Vandalism	87	16	11	1
Embezzlement	6	5	5	0
Extortion/Blackmail	0	0	0	0
Fraud - False Pretenses	43	24	11	0
Fraud - Credit Card/ATM	53	34	37	0
Fraud - Impersonation	6	3	1	0
Fraud - Welfare	0	0	0	0
Fraud - Wire	2	0	0	0
Motor Vehicle Theft	14	4	3	0
Robbery	8	1	2	1
Stolen Property Offenses	2	2	1	0
Theft - Pocket-picking	1	0	0	0
Theft - Purse Snatching	0	0	0	0
Theft - Shoplifting	171	133	129	21
Theft From Building	76	17	17	0
Theft From Coin Machine	1	0	0	0
Theft From Motor Vehicle	76	6	6	0
Theft of Motor Vehicle Parts	16	2	2	0
Theft - All Other Larceny	73	1	2	0
Crimes Against Society				
Drug/Narcotic Violations	40	40	35	3
Drug/Narcotic Equipment Violations	21	21	5	0
Gambling - Betting/Wagering	0	0	0	0
Gambling - Operating/Promoting	0	0	0	0
Gambling - Equipment Violations	0	0	0	0
Gambling - Sports Tampering	0	0	0	0
Pornography/Obscene Material	0	0	0	0
Prostitution	0	0	0	0
Prostitution Assisting/Promoting	0	0	0	0
Purchasing Prostitution	0	0	0	0
Weapon Law Violations	4	3	2	0
Total Group A Offenses	1,066	451	392	30



Scotts Hill Police Department - 2014

2013 Population Estimate	982
Offense Overview	
Offense Total	19
Number Cleared	12
Percent Cleared	63.16 %
Group A Crimes per 100,000 population	1,934.8
Arrest Overview	
Total Arrests	16
Adult Arrests	16
Juvenile Arrests	0
Unknown Age	0
Arrests per 100,000 population	1,629.3
Average number offenses/incident	1.46

Domestic Violence Victims		
Offense	Reported	Cleared
Murder	0	0
Aggravated Assault	0	0
Simple Assault	2	2
Intimidation	0	0
Stalking	1	1
Forcible Rape	0	0
Forcible Sodomy	0	0
Sexual Assault W/Object	0	0
Forcible Fondling	0	0
Incest	0	0
Statutory Rape	1	1
Kidnapping/Abduction	0	0
Total	4	4

TIBRS Group B Arrests		
Offense	Adult	Juvenile
Bad Checks	0	0
Curfew/Vagrancy	0	0
Disorderly Conduct	1	0
DUI	4	0
Drunkenness	1	0
Family-Non Violent	0	0
Liquor Law Violations	0	0
Peeping Tom	0	0
Trespass	0	0
All Other Offenses	0	0
Total Group B	6	0

TIBRS Group A Offenses	Offenses		Arrests	
	Reported	Cleared	Adult	Juvenile
Crimes Against Persons				
Murder	0	0	0	0
Negligent Manslaughter	0	0	0	0
Kidnapping/Abduction	0	0	0	0
Forcible Rape	0	0	0	0
Forcible Sodomy	0	0	0	0
Sexual Assault W/Object	0	0	0	0
Forcible Fondling	0	0	0	0
Incest	0	0	0	0
Statutory Rape	1	1	0	0
Aggravated Assault	0	0	0	0
Simple Assault	2	2	2	0
Intimidation	0	0	0	0
Stalking	1	1	1	0
Commercial Sex Acts	0	0	0	0
Involuntary Servitude	0	0	0	0
Crimes Against Property				
Arson	0	0	0	0
Bribery	0	0	0	0
Burglary	3	0	0	0
Counterfeiting/Forgery	0	0	0	0
Destruction/Damage/Vandalism	1	1	0	0
Embezzlement	0	0	0	0
Extortion/Blackmail	0	0	0	0
Fraud - False Pretenses	1	1	2	0
Fraud - Credit Card/ATM	0	0	0	0
Fraud - Impersonation	0	0	0	0
Fraud - Welfare	0	0	0	0
Fraud - Wire	0	0	0	0
Motor Vehicle Theft	2	1	2	0
Robbery	0	0	0	0
Stolen Property Offenses	0	0	0	0
Theft - Pocket-picking	0	0	0	0
Theft - Purse Snatching	0	0	0	0
Theft - Shoplifting	0	0	0	0
Theft From Building	3	0	0	0
Theft From Coin Machine	0	0	0	0
Theft From Motor Vehicle	0	0	0	0
Theft of Motor Vehicle Parts	0	0	0	0
Theft - All Other Larceny	0	0	0	0
Crimes Against Society				
Drug/Narcotic Violations	2	2	2	0
Drug/Narcotic Equipment Violations	1	1	1	0
Gambling - Betting/Wagering	0	0	0	0
Gambling - Operating/Promoting	0	0	0	0
Gambling - Equipment Violations	0	0	0	0
Gambling - Sports Tampering	0	0	0	0
Pornography/Obscene Material	0	0	0	0
Prostitution	0	0	0	0
Prostitution Assisting/Promoting	0	0	0	0
Purchasing Prostitution	0	0	0	0
Weapon Law Violations	2	2	0	0
Total Group A Offenses	19	12	10	0



Selmer Police Department - 2014

2013 Population Estimate	4,502
Offense Overview	
Offense Total	549
Number Cleared	224
Percent Cleared	40.80 %
Group A Crimes per 100,000 population	12,194.6
Arrest Overview	
Total Arrests	290
Adult Arrests	267
Juvenile Arrests	23
Unknown Age	0
Arrests per 100,000 population	6,441.6
Average number offenses/incident	1.17

Domestic Violence Victims		
Offense	Reported	Cleared
Murder	0	0
Aggravated Assault	9	9
Simple Assault	51	39
Intimidation	31	7
Stalking	3	0
Forcible Rape	0	0
Forcible Sodomy	0	0
Sexual Assault W/Object	0	0
Forcible Fondling	0	0
Incest	0	0
Statutory Rape	0	0
Kidnapping/Abduction	0	0
Total	94	55

TIBRS Group B Arrests		
Offense	Adult	Juvenile
Bad Checks	0	0
Curfew/Vagrancy	0	0
Disorderly Conduct	5	0
DUI	34	0
Drunkenness	15	0
Family-Non Violent	2	1
Liquor Law Violations	5	4
Peeping Tom	0	0
Trespass	1	0
All Other Offenses	32	0
Total Group B	94	5

TIBRS Group A Offenses	Offenses		Arrests	
	Reported	Cleared	Adult	Juvenile
Crimes Against Persons				
Murder	0	0	0	0
Negligent Manslaughter	0	0	0	0
Kidnapping/Abduction	0	0	0	0
Forcible Rape	1	0	0	0
Forcible Sodomy	0	0	0	0
Sexual Assault W/Object	0	0	0	0
Forcible Fondling	3	1	1	0
Incest	0	0	0	0
Statutory Rape	2	2	2	0
Aggravated Assault	23	16	12	2
Simple Assault	101	49	42	2
Intimidation	79	7	7	0
Stalking	5	0	0	0
Commercial Sex Acts	0	0	0	0
Involuntary Servitude	0	0	0	0
Crimes Against Property				
Arson	0	0	0	0
Bribery	0	0	0	0
Burglary	33	1	0	0
Counterfeiting/Forgery	8	1	1	0
Destruction/Damage/Vandalism	32	5	1	1
Embezzlement	1	0	0	0
Extortion/Blackmail	0	0	0	0
Fraud - False Pretenses	14	3	1	1
Fraud - Credit Card/ATM	6	0	0	0
Fraud - Impersonation	4	2	2	0
Fraud - Welfare	0	0	0	0
Fraud - Wire	1	0	0	0
Motor Vehicle Theft	3	2	1	1
Robbery	2	0	0	0
Stolen Property Offenses	0	0	0	0
Theft - Pocket-picking	0	0	0	0
Theft - Purse Snatching	0	0	0	0
Theft - Shoplifting	28	17	18	5
Theft From Building	37	4	3	0
Theft From Coin Machine	0	0	0	0
Theft From Motor Vehicle	25	6	5	0
Theft of Motor Vehicle Parts	7	1	1	0
Theft - All Other Larceny	34	7	9	1
Crimes Against Society				
Drug/Narcotic Violations	61	61	51	5
Drug/Narcotic Equipment Violations	31	31	8	0
Gambling - Betting/Wagering	0	0	0	0
Gambling - Operating/Promoting	0	0	0	0
Gambling - Equipment Violations	0	0	0	0
Gambling - Sports Tampering	0	0	0	0
Pornography/Obscene Material	0	0	0	0
Prostitution	0	0	0	0
Prostitution Assisting/Promoting	0	0	0	0
Purchasing Prostitution	0	0	0	0
Weapon Law Violations	8	8	8	0
Total Group A Offenses	549	224	173	18



Sevierville Police Department - 2014

2013 Population Estimate	16,011
Offense Overview	
Offense Total	1,741
Number Cleared	942
Percent Cleared	54.11 %
Group A Crimes per 100,000 population	10,873.8
Arrest Overview	
Total Arrests	1,369
Adult Arrests	1,200
Juvenile Arrests	169
Unknown Age	0
Arrests per 100,000 population	8,550.4
Average number offenses/incident	1.19

Domestic Violence Victims		
Offense	Reported	Cleared
Murder	0	0
Aggravated Assault	28	27
Simple Assault	90	82
Intimidation	17	15
Stalking	0	0
Forcible Rape	4	1
Forcible Sodomy	0	0
Sexual Assault W/Object	1	1
Forcible Fondling	4	0
Incest	0	0
Statutory Rape	2	2
Kidnapping/Abduction	0	0
Total	146	128

TIBRS Group B Arrests		
Offense	Adult	Juvenile
Bad Checks	1	0
Curfew/Vagrancy	0	0
Disorderly Conduct	18	8
DUI	135	2
Drunkenness	120	1
Family-Non Violent	0	1
Liquor Law Violations	19	2
Peeping Tom	0	0
Trespass	6	0
All Other Offenses	277	58
Total Group B	576	72

TIBRS Group A Offenses	Offenses		Arrests	
	Reported	Cleared	Adult	Juvenile
Crimes Against Persons				
Murder	0	0	0	0
Negligent Manslaughter	0	0	0	0
Kidnapping/Abduction	1	0	0	0
Forcible Rape	7	2	2	0
Forcible Sodomy	0	0	0	0
Sexual Assault W/Object	1	1	0	1
Forcible Fondling	8	2	1	1
Incest	0	0	0	0
Statutory Rape	2	2	2	0
Aggravated Assault	73	62	32	6
Simple Assault	169	144	53	17
Intimidation	51	27	5	2
Stalking	2	2	0	0
Commercial Sex Acts	0	0	0	0
Involuntary Servitude	0	0	0	0
Crimes Against Property				
Arson	2	0	0	0
Bribery	0	0	0	0
Burglary	92	14	14	8
Counterfeiting/Forgery	60	28	7	0
Destruction/Damage/Vandalism	127	38	10	2
Embezzlement	37	24	15	0
Extortion/Blackmail	3	1	0	0
Fraud - False Pretenses	96	44	31	1
Fraud - Credit Card/ATM	49	17	6	0
Fraud - Impersonation	6	3	2	0
Fraud - Welfare	0	0	0	0
Fraud - Wire	4	0	0	0
Motor Vehicle Theft	39	7	2	5
Robbery	6	2	3	0
Stolen Property Offenses	20	20	31	0
Theft - Pocket-picking	2	0	0	0
Theft - Purse Snatching	0	0	0	0
Theft - Shoplifting	271	182	201	18
Theft From Building	103	26	5	7
Theft From Coin Machine	7	0	0	0
Theft From Motor Vehicle	111	6	4	2
Theft of Motor Vehicle Parts	42	2	3	0
Theft - All Other Larceny	64	12	5	1
Crimes Against Society				
Drug/Narcotic Violations	145	142	122	22
Drug/Narcotic Equipment Violations	124	118	63	4
Gambling - Betting/Wagering	0	0	0	0
Gambling - Operating/Promoting	0	0	0	0
Gambling - Equipment Violations	0	0	0	0
Gambling - Sports Tampering	0	0	0	0
Pornography/Obscene Material	2	1	0	0
Prostitution	0	0	0	0
Prostitution Assisting/Promoting	0	0	0	0
Purchasing Prostitution	0	0	0	0
Weapon Law Violations	15	13	5	0
Total Group A Offenses	1,741	942	624	97



Sharon Police Department - 2014

2013 Population Estimate	925
Offense Overview	
Offense Total	37
Number Cleared	16
Percent Cleared	43.24 %
Group A Crimes per 100,000 population	4,000.0
Arrest Overview	
Total Arrests	25
Adult Arrests	19
Juvenile Arrests	6
Unknown Age	0
Arrests per 100,000 population	2,702.7
Average number offenses/incident	1.23

Domestic Violence Victims		
Offense	Reported	Cleared
Murder	0	0
Aggravated Assault	0	0
Simple Assault	0	0
Intimidation	1	1
Stalking	0	0
Forcible Rape	0	0
Forcible Sodomy	0	0
Sexual Assault W/Object	0	0
Forcible Fondling	0	0
Incest	0	0
Statutory Rape	0	0
Kidnapping/Abduction	0	0
Total	1	1

TIBRS Group B Arrests		
Offense	Adult	Juvenile
Bad Checks	0	0
Curfew/Vagrancy	0	0
Disorderly Conduct	0	0
DUI	1	0
Drunkenness	0	0
Family-Non Violent	0	0
Liquor Law Violations	0	0
Peeping Tom	0	0
Trespass	0	0
All Other Offenses	6	0
Total Group B	7	0

TIBRS Group A Offenses	Offenses		Arrests	
	Reported	Cleared	Adult	Juvenile
Crimes Against Persons				
Murder	0	0	0	0
Negligent Manslaughter	0	0	0	0
Kidnapping/Abduction	0	0	0	0
Forcible Rape	0	0	0	0
Forcible Sodomy	0	0	0	0
Sexual Assault W/Object	0	0	0	0
Forcible Fondling	0	0	0	0
Incest	0	0	0	0
Statutory Rape	0	0	0	0
Aggravated Assault	1	1	1	0
Simple Assault	2	1	2	0
Intimidation	1	1	0	1
Stalking	0	0	0	0
Commercial Sex Acts	0	0	0	0
Involuntary Servitude	0	0	0	0
Crimes Against Property				
Arson	0	0	0	0
Bribery	0	0	0	0
Burglary	4	1	0	2
Counterfeiting/Forgery	0	0	0	0
Destruction/Damage/Vandalism	7	3	1	1
Embezzlement	0	0	0	0
Extortion/Blackmail	0	0	0	0
Fraud - False Pretenses	0	0	0	0
Fraud - Credit Card/ATM	0	0	0	0
Fraud - Impersonation	0	0	0	0
Fraud - Welfare	0	0	0	0
Fraud - Wire	0	0	0	0
Motor Vehicle Theft	0	0	0	0
Robbery	0	0	0	0
Stolen Property Offenses	0	0	0	0
Theft - Pocket-picking	0	0	0	0
Theft - Purse Snatching	0	0	0	0
Theft - Shoplifting	6	4	2	2
Theft From Building	8	1	1	0
Theft From Coin Machine	0	0	0	0
Theft From Motor Vehicle	2	0	0	0
Theft of Motor Vehicle Parts	0	0	0	0
Theft - All Other Larceny	3	1	2	0
Crimes Against Society				
Drug/Narcotic Violations	3	3	3	0
Drug/Narcotic Equipment Violations	0	0	0	0
Gambling - Betting/Wagering	0	0	0	0
Gambling - Operating/Promoting	0	0	0	0
Gambling - Equipment Violations	0	0	0	0
Gambling - Sports Tampering	0	0	0	0
Pornography/Obscene Material	0	0	0	0
Prostitution	0	0	0	0
Prostitution Assisting/Promoting	0	0	0	0
Purchasing Prostitution	0	0	0	0
Weapon Law Violations	0	0	0	0
Total Group A Offenses	37	16	12	6



Shelbyville Police Department - 2014

2013 Population Estimate	20,764
Offense Overview	
Offense Total	1,710
Number Cleared	816
Percent Cleared	47.72 %
Group A Crimes per 100,000 population	8,235.4
Arrest Overview	
Total Arrests	1,051
Adult Arrests	971
Juvenile Arrests	80
Unknown Age	0
Arrests per 100,000 population	5,061.6
Average number offenses/incident	1.14

Domestic Violence Victims		
Offense	Reported	Cleared
Murder	0	0
Aggravated Assault	49	41
Simple Assault	281	240
Intimidation	43	19
Stalking	2	2
Forcible Rape	5	3
Forcible Sodomy	0	0
Sexual Assault W/Object	0	0
Forcible Fondling	3	1
Incest	0	0
Statutory Rape	4	4
Kidnapping/Abduction	2	1
Total	389	311

TIBRS Group B Arrests		
Offense	Adult	Juvenile
Bad Checks	1	0
Curfew/Vagrancy	0	15
Disorderly Conduct	10	0
DUI	173	2
Drunkenness	204	1
Family-Non Violent	0	1
Liquor Law Violations	16	5
Peeping Tom	0	0
Trespass	1	10
All Other Offenses	51	7
Total Group B	456	41

TIBRS Group A Offenses	Offenses		Arrests	
	Reported	Cleared	Adult	Juvenile
Crimes Against Persons				
Murder	0	0	0	0
Negligent Manslaughter	0	0	0	0
Kidnapping/Abduction	3	1	0	0
Forcible Rape	13	5	1	1
Forcible Sodomy	3	1	0	1
Sexual Assault W/Object	1	0	0	0
Forcible Fondling	10	6	1	1
Incest	0	0	0	0
Statutory Rape	4	4	4	0
Aggravated Assault	107	77	58	2
Simple Assault	394	309	168	10
Intimidation	114	53	14	1
Stalking	4	3	2	0
Commercial Sex Acts	0	0	0	0
Involuntary Servitude	0	0	0	0
Crimes Against Property				
Arson	1	1	0	1
Bribery	0	0	0	0
Burglary	138	22	16	3
Counterfeiting/Forgery	44	8	8	0
Destruction/Damage/Vandalism	152	32	19	1
Embezzlement	7	1	1	0
Extortion/Blackmail	1	0	0	0
Fraud - False Pretenses	51	5	5	0
Fraud - Credit Card/ATM	31	4	3	0
Fraud - Impersonation	12	6	4	0
Fraud - Welfare	0	0	0	0
Fraud - Wire	0	0	0	0
Motor Vehicle Theft	26	8	2	2
Robbery	9	4	4	0
Stolen Property Offenses	0	0	0	0
Theft - Pocket-picking	3	0	0	0
Theft - Purse Snatching	0	0	0	0
Theft - Shoplifting	88	75	71	6
Theft From Building	34	6	3	0
Theft From Coin Machine	2	0	0	0
Theft From Motor Vehicle	87	23	20	2
Theft of Motor Vehicle Parts	26	0	0	0
Theft - All Other Larceny	207	36	18	3
Crimes Against Society				
Drug/Narcotic Violations	84	80	78	1
Drug/Narcotic Equipment Violations	40	36	9	1
Gambling - Betting/Wagering	0	0	0	0
Gambling - Operating/Promoting	0	0	0	0
Gambling - Equipment Violations	0	0	0	0
Gambling - Sports Tampering	0	0	0	0
Pornography/Obscene Material	7	3	1	2
Prostitution	0	0	0	0
Prostitution Assisting/Promoting	0	0	0	0
Purchasing Prostitution	0	0	0	0
Weapon Law Violations	7	7	5	1
Total Group A Offenses	1,710	816	515	39



Signal Mountain Police Department - 2014

2013 Population Estimate	8,464
Offense Overview	
Offense Total	150
Number Cleared	65
Percent Cleared	43.33 %
Group A Crimes per 100,000 population	1,772.2
Arrest Overview	
Total Arrests	78
Adult Arrests	49
Juvenile Arrests	29
Unknown Age	0
Arrests per 100,000 population	921.6
Average number offenses/incident	1.20

Domestic Violence Victims		
Offense	Reported	Cleared
Murder	0	0
Aggravated Assault	1	1
Simple Assault	8	8
Intimidation	3	0
Stalking	0	0
Forcible Rape	0	0
Forcible Sodomy	0	0
Sexual Assault W/Object	0	0
Forcible Fondling	0	0
Incest	0	0
Statutory Rape	0	0
Kidnapping/Abduction	0	0
Total	12	9

TIBRS Group B Arrests		
Offense	Adult	Juvenile
Bad Checks	0	0
Curfew/Vagrancy	0	0
Disorderly Conduct	0	0
DUI	5	1
Drunkenness	0	0
Family-Non Violent	0	0
Liquor Law Violations	9	10
Peeping Tom	0	0
Trespass	0	0
All Other Offenses	5	5
Total Group B	19	16

TIBRS Group A Offenses	Offenses		Arrests	
	Reported	Cleared	Adult	Juvenile
Crimes Against Persons				
Murder	0	0	0	0
Negligent Manslaughter	0	0	0	0
Kidnapping/Abduction	0	0	0	0
Forcible Rape	0	0	0	0
Forcible Sodomy	0	0	0	0
Sexual Assault W/Object	0	0	0	0
Forcible Fondling	0	0	0	0
Incest	0	0	0	0
Statutory Rape	0	0	0	0
Aggravated Assault	1	1	1	0
Simple Assault	9	9	5	2
Intimidation	3	0	0	0
Stalking	0	0	0	0
Commercial Sex Acts	0	0	0	0
Involuntary Servitude	0	0	0	0
Crimes Against Property				
Arson	2	0	0	0
Bribery	0	0	0	0
Burglary	24	1	1	0
Counterfeiting/Forgery	0	0	0	0
Destruction/Damage/Vandalism	19	5	0	3
Embezzlement	1	1	0	0
Extortion/Blackmail	0	0	0	0
Fraud - False Pretenses	5	0	0	0
Fraud - Credit Card/ATM	6	1	0	0
Fraud - Impersonation	0	0	0	0
Fraud - Welfare	0	0	0	0
Fraud - Wire	0	0	0	0
Motor Vehicle Theft	0	0	0	0
Robbery	0	0	0	0
Stolen Property Offenses	3	3	1	0
Theft - Pocket-picking	0	0	0	0
Theft - Purse Snatching	0	0	0	0
Theft - Shoplifting	0	0	0	0
Theft From Building	16	2	1	0
Theft From Coin Machine	0	0	0	0
Theft From Motor Vehicle	10	2	2	0
Theft of Motor Vehicle Parts	4	0	0	0
Theft - All Other Larceny	5	0	0	0
Crimes Against Society				
Drug/Narcotic Violations	20	19	14	7
Drug/Narcotic Equipment Violations	20	19	5	1
Gambling - Betting/Wagering	0	0	0	0
Gambling - Operating/Promoting	0	0	0	0
Gambling - Equipment Violations	0	0	0	0
Gambling - Sports Tampering	0	0	0	0
Pornography/Obscene Material	0	0	0	0
Prostitution	0	0	0	0
Prostitution Assisting/Promoting	0	0	0	0
Purchasing Prostitution	0	0	0	0
Weapon Law Violations	2	2	0	0
Total Group A Offenses	150	65	30	13



Smithville Police Department - 2014

2013 Population Estimate	4,655
Offense Overview	
Offense Total	501
Number Cleared	283
Percent Cleared	56.49 %
Group A Crimes per 100,000 population	10,762.6
Arrest Overview	
Total Arrests	239
Adult Arrests	231
Juvenile Arrests	8
Unknown Age	0
Arrests per 100,000 population	5,134.3
Average number offenses/incident	1.23

Domestic Violence Victims		
Offense	Reported	Cleared
Murder	0	0
Aggravated Assault	6	3
Simple Assault	33	21
Intimidation	0	0
Stalking	0	0
Forcible Rape	0	0
Forcible Sodomy	0	0
Sexual Assault W/Object	1	1
Forcible Fondling	2	2
Incest	0	0
Statutory Rape	0	0
Kidnapping/Abduction	0	0
Total	42	27

TIBRS Group B Arrests		
Offense	Adult	Juvenile
Bad Checks	0	0
Curfew/Vagrancy	0	4
Disorderly Conduct	5	0
DUI	27	0
Drunkenness	16	0
Family-Non Violent	1	0
Liquor Law Violations	2	0
Peeping Tom	0	0
Trespass	2	0
All Other Offenses	13	2
Total Group B	66	6

TIBRS Group A Offenses	Offenses		Arrests	
	Reported	Cleared	Adult	Juvenile
Crimes Against Persons				
Murder	0	0	0	0
Negligent Manslaughter	0	0	0	0
Kidnapping/Abduction	1	0	0	0
Forcible Rape	0	0	0	0
Forcible Sodomy	0	0	0	0
Sexual Assault W/Object	1	1	1	0
Forcible Fondling	2	2	1	0
Incest	0	0	0	0
Statutory Rape	0	0	0	0
Aggravated Assault	27	16	9	0
Simple Assault	53	29	25	0
Intimidation	5	4	2	0
Stalking	1	0	0	0
Commercial Sex Acts	0	0	0	0
Involuntary Servitude	0	0	0	0
Crimes Against Property				
Arson	0	0	0	0
Bribery	0	0	0	0
Burglary	33	7	5	0
Counterfeiting/Forgery	53	36	5	0
Destruction/Damage/Vandalism	44	8	2	1
Embezzlement	6	5	3	0
Extortion/Blackmail	0	0	0	0
Fraud - False Pretenses	61	45	2	0
Fraud - Credit Card/ATM	4	0	0	0
Fraud - Impersonation	0	0	0	0
Fraud - Welfare	0	0	0	0
Fraud - Wire	0	0	0	0
Motor Vehicle Theft	5	4	3	0
Robbery	4	1	1	0
Stolen Property Offenses	0	0	0	0
Theft - Pocket-picking	1	0	0	0
Theft - Purse Snatching	0	0	0	0
Theft - Shoplifting	57	52	52	1
Theft From Building	33	9	6	0
Theft From Coin Machine	0	0	0	0
Theft From Motor Vehicle	24	2	2	0
Theft of Motor Vehicle Parts	8	1	1	0
Theft - All Other Larceny	18	2	1	0
Crimes Against Society				
Drug/Narcotic Violations	38	37	31	0
Drug/Narcotic Equipment Violations	15	15	9	0
Gambling - Betting/Wagering	0	0	0	0
Gambling - Operating/Promoting	0	0	0	0
Gambling - Equipment Violations	0	0	0	0
Gambling - Sports Tampering	0	0	0	0
Pornography/Obscene Material	0	0	0	0
Prostitution	0	0	0	0
Prostitution Assisting/Promoting	0	0	0	0
Purchasing Prostitution	0	0	0	0
Weapon Law Violations	7	7	4	0
Total Group A Offenses	501	283	165	2



Smyrna Police Department - 2014

2013 Population Estimate	43,060
Offense Overview	
Offense Total	2,699
Number Cleared	1,020
Percent Cleared	37.79 %
Group A Crimes per 100,000 population	6,268.0
Arrest Overview	
Total Arrests	1,885
Adult Arrests	1,779
Juvenile Arrests	106
Unknown Age	0
Arrests per 100,000 population	4,377.6
Average number offenses/incident	1.24

Domestic Violence Victims		
Offense	Reported	Cleared
Murder	0	0
Aggravated Assault	48	38
Simple Assault	234	197
Intimidation	20	8
Stalking	3	2
Forcible Rape	3	1
Forcible Sodomy	0	0
Sexual Assault W/Object	0	0
Forcible Fondling	5	5
Incest	0	0
Statutory Rape	1	0
Kidnapping/Abduction	2	2
Total	316	253

TIBRS Group B Arrests		
Offense	Adult	Juvenile
Bad Checks	11	0
Curfew/Vagrancy	0	1
Disorderly Conduct	22	0
DUI	222	2
Drunkenness	68	0
Family-Non Violent	0	0
Liquor Law Violations	14	6
Peeping Tom	0	0
Trespass	13	1
All Other Offenses	852	13
Total Group B	1,202	23

TIBRS Group A Offenses	Offenses		Arrests	
	Reported	Cleared	Adult	Juvenile
Crimes Against Persons				
Murder	2	0	1	0
Negligent Manslaughter	0	0	0	0
Kidnapping/Abduction	4	2	0	0
Forcible Rape	8	2	0	0
Forcible Sodomy	0	0	0	0
Sexual Assault W/Object	0	0	0	0
Forcible Fondling	13	7	1	0
Incest	0	0	0	0
Statutory Rape	3	1	1	0
Aggravated Assault	105	70	46	6
Simple Assault	471	292	181	24
Intimidation	130	12	0	0
Stalking	24	7	1	0
Commercial Sex Acts	0	0	0	0
Involuntary Servitude	0	0	0	0
Crimes Against Property				
Arson	4	1	0	1
Bribery	0	0	0	0
Burglary	103	8	2	0
Counterfeiting/Forgery	63	18	9	0
Destruction/Damage/Vandalism	227	46	8	2
Embezzlement	1	1	0	0
Extortion/Blackmail	1	0	0	0
Fraud - False Pretenses	11	1	0	0
Fraud - Credit Card/ATM	60	8	1	0
Fraud - Impersonation	20	11	11	0
Fraud - Welfare	0	0	0	0
Fraud - Wire	2	0	0	0
Motor Vehicle Theft	33	16	6	2
Robbery	13	4	4	0
Stolen Property Offenses	2	0	0	0
Theft - Pocket-picking	0	0	0	0
Theft - Purse Snatching	0	0	0	0
Theft - Shoplifting	322	163	123	29
Theft From Building	274	41	10	2
Theft From Coin Machine	0	0	0	0
Theft From Motor Vehicle	160	18	4	1
Theft of Motor Vehicle Parts	49	3	0	0
Theft - All Other Larceny	189	29	12	2
Crimes Against Society				
Drug/Narcotic Violations	281	159	119	13
Drug/Narcotic Equipment Violations	116	93	32	0
Gambling - Betting/Wagering	0	0	0	0
Gambling - Operating/Promoting	0	0	0	0
Gambling - Equipment Violations	0	0	0	0
Gambling - Sports Tampering	0	0	0	0
Pornography/Obscene Material	0	0	0	0
Prostitution	0	0	0	0
Prostitution Assisting/Promoting	0	0	0	0
Purchasing Prostitution	0	0	0	0
Weapon Law Violations	8	7	5	1
Total Group A Offenses	2,699	1,020	577	83



Sneedville Police Department - 2014

2013 Population Estimate	1,365
Offense Overview	
Offense Total	133
Number Cleared	65
Percent Cleared	48.87 %
Group A Crimes per 100,000 population	9,743.6
Arrest Overview	
Total Arrests	225
Adult Arrests	225
Juvenile Arrests	0
Unknown Age	0
Arrests per 100,000 population	16,483.5
Average number offenses/incident	1.14

Domestic Violence Victims		
Offense	Reported	Cleared
Murder	0	0
Aggravated Assault	0	0
Simple Assault	5	5
Intimidation	0	0
Stalking	0	0
Forcible Rape	0	0
Forcible Sodomy	0	0
Sexual Assault W/Object	0	0
Forcible Fondling	0	0
Incest	0	0
Statutory Rape	0	0
Kidnapping/Abduction	0	0
Total	5	5

TIBRS Group B Arrests		
Offense	Adult	Juvenile
Bad Checks	0	0
Curfew/Vagrancy	0	0
Disorderly Conduct	0	0
DUI	13	0
Drunkenness	19	0
Family-Non Violent	6	0
Liquor Law Violations	0	0
Peeping Tom	0	0
Trespass	2	0
All Other Offenses	127	0
Total Group B	167	0

TIBRS Group A Offenses	Offenses		Arrests	
	Reported	Cleared	Adult	Juvenile
Crimes Against Persons				
Murder	0	0	0	0
Negligent Manslaughter	0	0	0	0
Kidnapping/Abduction	0	0	0	0
Forcible Rape	0	0	0	0
Forcible Sodomy	0	0	0	0
Sexual Assault W/Object	0	0	0	0
Forcible Fondling	1	0	0	0
Incest	0	0	0	0
Statutory Rape	0	0	0	0
Aggravated Assault	4	2	2	0
Simple Assault	10	7	6	0
Intimidation	0	0	0	0
Stalking	0	0	0	0
Commercial Sex Acts	0	0	0	0
Involuntary Servitude	0	0	0	0
Crimes Against Property				
Arson	0	0	0	0
Bribery	0	0	0	0
Burglary	9	2	2	0
Counterfeiting/Forgery	3	1	1	0
Destruction/Damage/Vandalism	9	0	0	0
Embezzlement	2	2	2	0
Extortion/Blackmail	0	0	0	0
Fraud - False Pretenses	3	2	2	0
Fraud - Credit Card/ATM	5	0	0	0
Fraud - Impersonation	2	0	0	0
Fraud - Welfare	0	0	0	0
Fraud - Wire	0	0	0	0
Motor Vehicle Theft	1	0	0	0
Robbery	0	0	0	0
Stolen Property Offenses	0	0	0	0
Theft - Pocket-picking	0	0	0	0
Theft - Purse Snatching	2	1	1	0
Theft - Shoplifting	12	11	12	0
Theft From Building	9	1	1	0
Theft From Coin Machine	0	0	0	0
Theft From Motor Vehicle	7	0	0	0
Theft of Motor Vehicle Parts	1	0	0	0
Theft - All Other Larceny	18	2	2	0
Crimes Against Society				
Drug/Narcotic Violations	20	19	18	0
Drug/Narcotic Equipment Violations	14	14	9	0
Gambling - Betting/Wagering	0	0	0	0
Gambling - Operating/Promoting	0	0	0	0
Gambling - Equipment Violations	0	0	0	0
Gambling - Sports Tampering	0	0	0	0
Pornography/Obscene Material	0	0	0	0
Prostitution	0	0	0	0
Prostitution Assisting/Promoting	0	0	0	0
Purchasing Prostitution	0	0	0	0
Weapon Law Violations	1	1	0	0
Total Group A Offenses	133	65	58	0



Soddy Daisy Police Department - 2014

2013 Population Estimate	13,118
Offense Overview	
Offense Total	789
Number Cleared	543
Percent Cleared	68.82 %
Group A Crimes per 100,000 population	6,014.6
Arrest Overview	
Total Arrests	688
Adult Arrests	663
Juvenile Arrests	25
Unknown Age	0
Arrests per 100,000 population	5,244.7
Average number offenses/incident	1.26

Domestic Violence Victims		
Offense	Reported	Cleared
Murder	1	1
Aggravated Assault	10	10
Simple Assault	38	38
Intimidation	0	0
Stalking	0	0
Forcible Rape	1	0
Forcible Sodomy	0	0
Sexual Assault W/Object	0	0
Forcible Fondling	1	0
Incest	0	0
Statutory Rape	0	0
Kidnapping/Abduction	0	0
Total	51	49

TIBRS Group B Arrests		
Offense	Adult	Juvenile
Bad Checks	1	0
Curfew/Vagrancy	0	0
Disorderly Conduct	19	2
DUI	29	0
Drunkenness	11	0
Family-Non Violent	0	0
Liquor Law Violations	0	1
Peeping Tom	0	0
Trespass	7	0
All Other Offenses	173	0
Total Group B	240	3

TIBRS Group A Offenses	Offenses		Arrests	
	Reported	Cleared	Adult	Juvenile
Crimes Against Persons				
Murder	1	1	1	0
Negligent Manslaughter	0	0	0	0
Kidnapping/Abduction	1	1	1	0
Forcible Rape	2	1	0	0
Forcible Sodomy	0	0	0	0
Sexual Assault W/Object	0	0	0	0
Forcible Fondling	4	3	1	0
Incest	0	0	0	0
Statutory Rape	1	1	0	0
Aggravated Assault	29	29	18	2
Simple Assault	51	49	41	4
Intimidation	3	3	0	0
Stalking	1	1	1	0
Commercial Sex Acts	0	0	0	0
Involuntary Servitude	0	0	0	0
Crimes Against Property				
Arson	0	0	0	0
Bribery	0	0	0	0
Burglary	56	14	9	0
Counterfeiting/Forgery	15	8	7	0
Destruction/Damage/Vandalism	28	16	7	0
Embezzlement	7	6	5	0
Extortion/Blackmail	0	0	0	0
Fraud - False Pretenses	26	10	4	0
Fraud - Credit Card/ATM	11	5	0	0
Fraud - Impersonation	11	9	4	0
Fraud - Welfare	0	0	0	0
Fraud - Wire	0	0	0	0
Motor Vehicle Theft	30	11	3	0
Robbery	1	1	2	0
Stolen Property Offenses	2	2	3	1
Theft - Pocket-picking	0	0	0	0
Theft - Purse Snatching	0	0	0	1
Theft - Shoplifting	150	125	146	2
Theft From Building	43	17	10	2
Theft From Coin Machine	0	0	0	0
Theft From Motor Vehicle	39	8	8	0
Theft of Motor Vehicle Parts	8	2	2	1
Theft - All Other Larceny	37	8	16	0
Crimes Against Society				
Drug/Narcotic Violations	146	127	107	9
Drug/Narcotic Equipment Violations	76	76	23	0
Gambling - Betting/Wagering	0	0	0	0
Gambling - Operating/Promoting	0	0	0	0
Gambling - Equipment Violations	0	0	0	0
Gambling - Sports Tampering	0	0	0	0
Pornography/Obscene Material	0	0	0	0
Prostitution	0	0	0	0
Prostitution Assisting/Promoting	0	0	0	0
Purchasing Prostitution	0	0	0	0
Weapon Law Violations	10	9	4	0
Total Group A Offenses	789	543	423	22



Somerville Police Department - 2014

2013 Population Estimate	3,115
Offense Overview	
Offense Total	263
Number Cleared	95
Percent Cleared	36.12 %
Group A Crimes per 100,000 population	8,443.0
Arrest Overview	
Total Arrests	159
Adult Arrests	148
Juvenile Arrests	11
Unknown Age	0
Arrests per 100,000 population	5,104.3
Average number offenses/incident	1.17

Domestic Violence Victims		
Offense	Reported	Cleared
Murder	0	0
Aggravated Assault	5	1
Simple Assault	32	19
Intimidation	2	0
Stalking	0	0
Forcible Rape	1	1
Forcible Sodomy	0	0
Sexual Assault W/Object	0	0
Forcible Fondling	0	0
Incest	0	0
Statutory Rape	0	0
Kidnapping/Abduction	0	0
Total	40	21

TIBRS Group B Arrests		
Offense	Adult	Juvenile
Bad Checks	0	0
Curfew/Vagrancy	0	0
Disorderly Conduct	15	1
DUI	21	0
Drunkenness	13	0
Family-Non Violent	3	0
Liquor Law Violations	3	1
Peeping Tom	0	0
Trespass	0	0
All Other Offenses	3	0
Total Group B	58	2

TIBRS Group A Offenses	Offenses		Arrests	
	Reported	Cleared	Adult	Juvenile
Crimes Against Persons				
Murder	0	0	0	0
Negligent Manslaughter	0	0	0	0
Kidnapping/Abduction	0	0	0	0
Forcible Rape	2	1	1	0
Forcible Sodomy	0	0	0	0
Sexual Assault W/Object	0	0	0	0
Forcible Fondling	1	1	1	0
Incest	0	0	0	0
Statutory Rape	0	0	0	0
Aggravated Assault	7	2	2	0
Simple Assault	51	24	24	2
Intimidation	18	0	0	0
Stalking	0	0	0	0
Commercial Sex Acts	0	0	0	0
Involuntary Servitude	0	0	0	0
Crimes Against Property				
Arson	1	0	0	0
Bribery	0	0	0	0
Burglary	8	0	0	0
Counterfeiting/Forgery	10	2	7	0
Destruction/Damage/Vandalism	18	4	5	0
Embezzlement	1	1	1	0
Extortion/Blackmail	0	0	0	0
Fraud - False Pretenses	4	2	1	0
Fraud - Credit Card/ATM	1	0	0	0
Fraud - Impersonation	7	1	1	0
Fraud - Welfare	0	0	0	0
Fraud - Wire	2	0	0	0
Motor Vehicle Theft	3	0	0	0
Robbery	3	2	3	0
Stolen Property Offenses	0	0	0	0
Theft - Pocket-picking	0	0	0	0
Theft - Purse Snatching	0	0	0	0
Theft - Shoplifting	13	6	6	1
Theft From Building	10	0	0	0
Theft From Coin Machine	0	0	0	0
Theft From Motor Vehicle	32	1	1	0
Theft of Motor Vehicle Parts	5	1	1	0
Theft - All Other Larceny	17	2	4	0
Crimes Against Society				
Drug/Narcotic Violations	29	26	25	3
Drug/Narcotic Equipment Violations	14	14	4	3
Gambling - Betting/Wagering	1	0	0	0
Gambling - Operating/Promoting	0	0	0	0
Gambling - Equipment Violations	0	0	0	0
Gambling - Sports Tampering	0	0	0	0
Pornography/Obscene Material	1	1	1	0
Prostitution	0	0	0	0
Prostitution Assisting/Promoting	0	0	0	0
Purchasing Prostitution	0	0	0	0
Weapon Law Violations	4	4	2	0
Total Group A Offenses	263	95	90	9



South Carthage Police Department - 2014

2013 Population Estimate	1,327
Offense Overview	
Offense Total	82
Number Cleared	13
Percent Cleared	15.85 %
Group A Crimes per 100,000 population	6,179.4
Arrest Overview	
Total Arrests	48
Adult Arrests	44
Juvenile Arrests	4
Unknown Age	0
Arrests per 100,000 population	3,617.2
Average number offenses/incident	1.01

Domestic Violence Victims		
Offense	Reported	Cleared
Murder	0	0
Aggravated Assault	0	0
Simple Assault	1	0
Intimidation	0	0
Stalking	0	0
Forcible Rape	0	0
Forcible Sodomy	0	0
Sexual Assault W/Object	0	0
Forcible Fondling	0	0
Incest	0	0
Statutory Rape	0	0
Kidnapping/Abduction	0	0
Total	1	0

TIBRS Group B Arrests		
Offense	Adult	Juvenile
Bad Checks	15	0
Curfew/Vagrancy	0	0
Disorderly Conduct	0	0
DUI	5	0
Drunkenness	8	0
Family-Non Violent	0	1
Liquor Law Violations	1	1
Peeping Tom	0	0
Trespass	0	0
All Other Offenses	4	0
Total Group B	33	2

TIBRS Group A Offenses	Offenses		Arrests	
	Reported	Cleared	Adult	Juvenile
Crimes Against Persons				
Murder	0	0	0	0
Negligent Manslaughter	0	0	0	0
Kidnapping/Abduction	0	0	0	0
Forcible Rape	0	0	0	0
Forcible Sodomy	0	0	0	0
Sexual Assault W/Object	1	0	0	0
Forcible Fondling	1	0	0	0
Incest	0	0	0	0
Statutory Rape	1	0	0	0
Aggravated Assault	0	0	0	0
Simple Assault	10	4	2	2
Intimidation	5	0	0	0
Stalking	0	0	0	0
Commercial Sex Acts	0	0	0	0
Involuntary Servitude	0	0	0	0
Crimes Against Property				
Arson	0	0	0	0
Bribery	0	0	0	0
Burglary	9	0	0	0
Counterfeiting/Forgery	2	0	0	0
Destruction/Damage/Vandalism	23	1	1	0
Embezzlement	0	0	0	0
Extortion/Blackmail	0	0	0	0
Fraud - False Pretenses	1	0	0	0
Fraud - Credit Card/ATM	0	0	0	0
Fraud - Impersonation	1	1	1	0
Fraud - Welfare	0	0	0	0
Fraud - Wire	0	0	0	0
Motor Vehicle Theft	2	0	0	0
Robbery	0	0	0	0
Stolen Property Offenses	0	0	0	0
Theft - Pocket-picking	0	0	0	0
Theft - Purse Snatching	1	0	0	0
Theft - Shoplifting	7	5	5	0
Theft From Building	6	0	0	0
Theft From Coin Machine	0	0	0	0
Theft From Motor Vehicle	4	0	0	0
Theft of Motor Vehicle Parts	1	0	0	0
Theft - All Other Larceny	3	0	0	0
Crimes Against Society				
Drug/Narcotic Violations	4	2	2	0
Drug/Narcotic Equipment Violations	0	0	0	0
Gambling - Betting/Wagering	0	0	0	0
Gambling - Operating/Promoting	0	0	0	0
Gambling - Equipment Violations	0	0	0	0
Gambling - Sports Tampering	0	0	0	0
Pornography/Obscene Material	0	0	0	0
Prostitution	0	0	0	0
Prostitution Assisting/Promoting	0	0	0	0
Purchasing Prostitution	0	0	0	0
Weapon Law Violations	0	0	0	0
Total Group A Offenses	82	13	11	2



South Fulton Police Department - 2014

2013 Population Estimate	2,304
Offense Overview	
Offense Total	168
Number Cleared	39
Percent Cleared	23.21 %
Group A Crimes per 100,000 population	7,291.7
Arrest Overview	
Total Arrests	37
Adult Arrests	31
Juvenile Arrests	6
Unknown Age	0
Arrests per 100,000 population	1,605.9
Average number offenses/incident	1.18

Domestic Violence Victims		
Offense	Reported	Cleared
Murder	0	0
Aggravated Assault	8	6
Simple Assault	17	10
Intimidation	0	0
Stalking	2	1
Forcible Rape	0	0
Forcible Sodomy	0	0
Sexual Assault W/Object	0	0
Forcible Fondling	0	0
Incest	0	0
Statutory Rape	0	0
Kidnapping/Abduction	0	0
Total	27	17

TIBRS Group B Arrests		
Offense	Adult	Juvenile
Bad Checks	0	0
Curfew/Vagrancy	0	0
Disorderly Conduct	0	0
DUI	0	0
Drunkenness	2	0
Family-Non Violent	0	0
Liquor Law Violations	0	0
Peeping Tom	0	0
Trespass	1	0
All Other Offenses	1	0
Total Group B	4	0

	Offenses		Arrests	
	Reported	Cleared	Adult	Juvenile
TIBRS Group A Offenses				
Crimes Against Persons				
Murder	0	0	0	0
Negligent Manslaughter	0	0	0	0
Kidnapping/Abduction	0	0	0	0
Forcible Rape	1	0	0	0
Forcible Sodomy	0	0	0	0
Sexual Assault W/Object	0	0	0	0
Forcible Fondling	0	0	0	0
Incest	0	0	0	0
Statutory Rape	0	0	0	0
Aggravated Assault	19	10	7	0
Simple Assault	34	12	7	0
Intimidation	4	1	0	0
Stalking	4	1	1	0
Commercial Sex Acts	0	0	0	0
Involuntary Servitude	0	0	0	0
Crimes Against Property				
Arson	0	0	0	0
Bribery	0	0	0	0
Burglary	19	3	4	0
Counterfeiting/Forgery	0	0	0	0
Destruction/Damage/Vandalism	31	0	0	0
Embezzlement	1	0	0	0
Extortion/Blackmail	0	0	0	0
Fraud - False Pretenses	1	0	0	0
Fraud - Credit Card/ATM	1	0	0	0
Fraud - Impersonation	1	0	0	0
Fraud - Welfare	0	0	0	0
Fraud - Wire	0	0	0	0
Motor Vehicle Theft	1	0	0	0
Robbery	0	0	0	0
Stolen Property Offenses	1	0	0	0
Theft - Pocket-picking	0	0	0	0
Theft - Purse Snatching	1	0	0	0
Theft - Shoplifting	7	6	5	2
Theft From Building	3	0	0	0
Theft From Coin Machine	0	0	0	0
Theft From Motor Vehicle	20	1	1	0
Theft of Motor Vehicle Parts	1	0	0	0
Theft - All Other Larceny	14	2	1	4
Crimes Against Society				
Drug/Narcotic Violations	1	1	1	0
Drug/Narcotic Equipment Violations	0	0	0	0
Gambling - Betting/Wagering	0	0	0	0
Gambling - Operating/Promoting	0	0	0	0
Gambling - Equipment Violations	0	0	0	0
Gambling - Sports Tampering	0	0	0	0
Pornography/Obscene Material	0	0	0	0
Prostitution	0	0	0	0
Prostitution Assisting/Promoting	0	0	0	0
Purchasing Prostitution	0	0	0	0
Weapon Law Violations	3	2	0	0
Total Group A Offenses	168	39	27	6



South Pittsburg Police Department - 2014

2013 Population Estimate	3,117
Offense Overview	
Offense Total	60
Number Cleared	30
Percent Cleared	50.00 %
Group A Crimes per 100,000 population	1,924.9
Arrest Overview	
Total Arrests	77
Adult Arrests	71
Juvenile Arrests	6
Unknown Age	0
Arrests per 100,000 population	2,470.3
Average number offenses/incident	1.00

Domestic Violence Victims		
Offense	Reported	Cleared
Murder	0	0
Aggravated Assault	1	1
Simple Assault	16	15
Intimidation	0	0
Stalking	1	0
Forcible Rape	0	0
Forcible Sodomy	0	0
Sexual Assault W/Object	0	0
Forcible Fondling	0	0
Incest	0	0
Statutory Rape	0	0
Kidnapping/Abduction	0	0
Total	18	16

TIBRS Group B Arrests		
Offense	Adult	Juvenile
Bad Checks	0	0
Curfew/Vagrancy	0	0
Disorderly Conduct	11	2
DUI	16	0
Drunkenness	10	0
Family-Non Violent	0	0
Liquor Law Violations	1	0
Peeping Tom	0	0
Trespass	2	1
All Other Offenses	5	1
Total Group B	45	4

TIBRS Group A Offenses	Offenses		Arrests	
	Reported	Cleared	Adult	Juvenile
Crimes Against Persons				
Murder	0	0	0	0
Negligent Manslaughter	0	0	0	0
Kidnapping/Abduction	0	0	0	0
Forcible Rape	1	0	0	0
Forcible Sodomy	0	0	0	0
Sexual Assault W/Object	0	0	0	0
Forcible Fondling	0	0	0	0
Incest	0	0	0	0
Statutory Rape	0	0	0	0
Aggravated Assault	3	2	2	0
Simple Assault	20	17	14	1
Intimidation	0	0	0	0
Stalking	1	0	0	0
Commercial Sex Acts	0	0	0	0
Involuntary Servitude	0	0	0	0
Crimes Against Property				
Arson	0	0	0	0
Bribery	0	0	0	0
Burglary	7	0	0	0
Counterfeiting/Forgery	0	0	0	0
Destruction/Damage/Vandalism	7	3	2	1
Embezzlement	0	0	0	0
Extortion/Blackmail	0	0	0	0
Fraud - False Pretenses	0	0	0	0
Fraud - Credit Card/ATM	0	0	0	0
Fraud - Impersonation	0	0	0	0
Fraud - Welfare	0	0	0	0
Fraud - Wire	0	0	0	0
Motor Vehicle Theft	3	0	0	0
Robbery	0	0	0	0
Stolen Property Offenses	0	0	0	0
Theft - Pocket-picking	0	0	0	0
Theft - Purse Snatching	0	0	0	0
Theft - Shoplifting	6	4	4	0
Theft From Building	2	1	1	0
Theft From Coin Machine	0	0	0	0
Theft From Motor Vehicle	5	0	0	0
Theft of Motor Vehicle Parts	1	0	0	0
Theft - All Other Larceny	1	0	0	0
Crimes Against Society				
Drug/Narcotic Violations	2	2	2	0
Drug/Narcotic Equipment Violations	1	1	1	0
Gambling - Betting/Wagering	0	0	0	0
Gambling - Operating/Promoting	0	0	0	0
Gambling - Equipment Violations	0	0	0	0
Gambling - Sports Tampering	0	0	0	0
Pornography/Obscene Material	0	0	0	0
Prostitution	0	0	0	0
Prostitution Assisting/Promoting	0	0	0	0
Purchasing Prostitution	0	0	0	0
Weapon Law Violations	0	0	0	0
Total Group A Offenses	60	30	26	2



Sparta Police Department - 2014

2013 Population Estimate	5,100
Offense Overview	
Offense Total	671
Number Cleared	300
Percent Cleared	44.71 %
Group A Crimes per 100,000 population	13,156.9
Arrest Overview	
Total Arrests	420
Adult Arrests	405
Juvenile Arrests	15
Unknown Age	0
Arrests per 100,000 population	8,235.3
Average number offenses/incident	1.09

Domestic Violence Victims		
Offense	Reported	Cleared
Murder	0	0
Aggravated Assault	3	3
Simple Assault	27	22
Intimidation	8	4
Stalking	0	0
Forcible Rape	0	0
Forcible Sodomy	0	0
Sexual Assault W/Object	0	0
Forcible Fondling	0	0
Incest	1	0
Statutory Rape	0	0
Kidnapping/Abduction	0	0
Total	39	29

TIBRS Group B Arrests		
Offense	Adult	Juvenile
Bad Checks	2	0
Curfew/Vagrancy	0	0
Disorderly Conduct	3	0
DUI	39	0
Drunkenness	44	0
Family-Non Violent	2	0
Liquor Law Violations	6	3
Peeping Tom	0	0
Trespass	12	0
All Other Offenses	15	0
Total Group B	123	3

TIBRS Group A Offenses	Offenses		Arrests	
	Reported	Cleared	Adult	Juvenile
Crimes Against Persons				
Murder	0	0	0	0
Negligent Manslaughter	0	0	0	0
Kidnapping/Abduction	0	0	0	0
Forcible Rape	1	0	0	0
Forcible Sodomy	0	0	0	0
Sexual Assault W/Object	0	0	0	0
Forcible Fondling	1	1	1	0
Incest	1	0	0	0
Statutory Rape	0	0	0	0
Aggravated Assault	7	5	5	1
Simple Assault	44	27	21	1
Intimidation	30	9	6	0
Stalking	1	0	0	0
Commercial Sex Acts	0	0	0	0
Involuntary Servitude	0	0	0	0
Crimes Against Property				
Arson	1	0	0	0
Bribery	0	0	0	0
Burglary	70	10	10	4
Counterfeiting/Forgery	15	9	11	0
Destruction/Damage/Vandalism	53	6	1	0
Embezzlement	5	4	4	0
Extortion/Blackmail	0	0	0	0
Fraud - False Pretenses	27	11	9	0
Fraud - Credit Card/ATM	17	0	0	0
Fraud - Impersonation	9	4	1	0
Fraud - Welfare	0	0	0	0
Fraud - Wire	1	0	0	0
Motor Vehicle Theft	23	3	1	0
Robbery	2	0	0	0
Stolen Property Offenses	0	0	0	0
Theft - Pocket-picking	0	0	0	0
Theft - Purse Snatching	1	1	0	0
Theft - Shoplifting	115	75	81	5
Theft From Building	41	5	5	0
Theft From Coin Machine	1	0	0	0
Theft From Motor Vehicle	27	1	1	0
Theft of Motor Vehicle Parts	11	0	0	0
Theft - All Other Larceny	44	6	6	0
Crimes Against Society				
Drug/Narcotic Violations	57	57	62	1
Drug/Narcotic Equipment Violations	57	57	52	0
Gambling - Betting/Wagering	0	0	0	0
Gambling - Operating/Promoting	0	0	0	0
Gambling - Equipment Violations	0	0	0	0
Gambling - Sports Tampering	0	0	0	0
Pornography/Obscene Material	0	0	0	0
Prostitution	0	0	0	0
Prostitution Assisting/Promoting	0	0	0	0
Purchasing Prostitution	0	0	0	0
Weapon Law Violations	9	9	5	0
Total Group A Offenses	671	300	282	12



Spencer Police Department - 2014

2013 Population Estimate	1,613
Offense Overview	
Offense Total	96
Number Cleared	81
Percent Cleared	84.38 %
Group A Crimes per 100,000 population	5,951.6
Arrest Overview	
Total Arrests	77
Adult Arrests	76
Juvenile Arrests	1
Unknown Age	0
Arrests per 100,000 population	4,773.7
Average number offenses/incident	1.35

Domestic Violence Victims		
Offense	Reported	Cleared
Murder	0	0
Aggravated Assault	1	1
Simple Assault	5	5
Intimidation	0	0
Stalking	0	0
Forcible Rape	0	0
Forcible Sodomy	0	0
Sexual Assault W/Object	0	0
Forcible Fondling	0	0
Incest	0	0
Statutory Rape	0	0
Kidnapping/Abduction	0	0
Total	6	6

TIBRS Group B Arrests		
Offense	Adult	Juvenile
Bad Checks	0	0
Curfew/Vagrancy	0	0
Disorderly Conduct	0	0
DUI	8	0
Drunkenness	0	0
Family-Non Violent	0	0
Liquor Law Violations	0	0
Peeping Tom	0	0
Trespass	0	0
All Other Offenses	3	0
Total Group B	11	0

TIBRS Group A Offenses	Offenses		Arrests	
	Reported	Cleared	Adult	Juvenile
Crimes Against Persons				
Murder	0	0	0	0
Negligent Manslaughter	0	0	0	0
Kidnapping/Abduction	0	0	0	0
Forcible Rape	0	0	0	0
Forcible Sodomy	0	0	0	0
Sexual Assault W/Object	0	0	0	0
Forcible Fondling	0	0	0	0
Incest	0	0	0	0
Statutory Rape	0	0	0	0
Aggravated Assault	1	1	1	0
Simple Assault	5	5	5	0
Intimidation	0	0	0	0
Stalking	0	0	0	0
Commercial Sex Acts	0	0	0	0
Involuntary Servitude	0	0	0	0
Crimes Against Property				
Arson	0	0	0	0
Bribery	0	0	0	0
Burglary	7	2	2	0
Counterfeiting/Forgery	3	3	0	0
Destruction/Damage/Vandalism	4	0	0	0
Embezzlement	0	0	0	0
Extortion/Blackmail	0	0	0	0
Fraud - False Pretenses	0	0	0	0
Fraud - Credit Card/ATM	0	0	0	0
Fraud - Impersonation	0	0	0	0
Fraud - Welfare	0	0	0	0
Fraud - Wire	0	0	0	0
Motor Vehicle Theft	1	1	1	0
Robbery	1	0	0	0
Stolen Property Offenses	0	0	0	0
Theft - Pocket-picking	0	0	0	0
Theft - Purse Snatching	0	0	0	0
Theft - Shoplifting	2	2	1	1
Theft From Building	7	5	4	0
Theft From Coin Machine	0	0	0	0
Theft From Motor Vehicle	0	0	0	0
Theft of Motor Vehicle Parts	1	1	1	0
Theft - All Other Larceny	6	3	4	0
Crimes Against Society				
Drug/Narcotic Violations	30	30	34	0
Drug/Narcotic Equipment Violations	28	28	12	0
Gambling - Betting/Wagering	0	0	0	0
Gambling - Operating/Promoting	0	0	0	0
Gambling - Equipment Violations	0	0	0	0
Gambling - Sports Tampering	0	0	0	0
Pornography/Obscene Material	0	0	0	0
Prostitution	0	0	0	0
Prostitution Assisting/Promoting	0	0	0	0
Purchasing Prostitution	0	0	0	0
Weapon Law Violations	0	0	0	0
Total Group A Offenses	96	81	65	1



Spring City Police Department - 2014

2013 Population Estimate	2,012
Offense Overview	
Offense Total	109
Number Cleared	43
Percent Cleared	39.45 %
Group A Crimes per 100,000 population	5,417.5
Arrest Overview	
Total Arrests	61
Adult Arrests	57
Juvenile Arrests	4
Unknown Age	0
Arrests per 100,000 population	3,031.8
Average number offenses/incident	1.08

Domestic Violence Victims		
Offense	Reported	Cleared
Murder	0	0
Aggravated Assault	0	0
Simple Assault	11	9
Intimidation	0	0
Stalking	1	1
Forcible Rape	0	0
Forcible Sodomy	0	0
Sexual Assault W/Object	0	0
Forcible Fondling	0	0
Incest	0	0
Statutory Rape	0	0
Kidnapping/Abduction	0	0
Total	12	10

TIBRS Group B Arrests		
Offense	Adult	Juvenile
Bad Checks	0	0
Curfew/Vagrancy	0	0
Disorderly Conduct	3	3
DUI	3	0
Drunkenness	6	0
Family-Non Violent	1	0
Liquor Law Violations	2	0
Peeping Tom	0	0
Trespass	2	0
All Other Offenses	4	0
Total Group B	21	3

TIBRS Group A Offenses	Offenses		Arrests	
	Reported	Cleared	Adult	Juvenile
Crimes Against Persons				
Murder	0	0	0	0
Negligent Manslaughter	0	0	0	0
Kidnapping/Abduction	0	0	0	0
Forcible Rape	0	0	0	0
Forcible Sodomy	1	0	0	0
Sexual Assault W/Object	0	0	0	0
Forcible Fondling	0	0	0	0
Incest	0	0	0	0
Statutory Rape	0	0	0	0
Aggravated Assault	1	0	0	0
Simple Assault	16	9	9	0
Intimidation	1	1	0	0
Stalking	1	1	1	0
Commercial Sex Acts	0	0	0	0
Involuntary Servitude	0	0	0	0
Crimes Against Property				
Arson	1	0	0	0
Bribery	0	0	0	0
Burglary	11	3	4	0
Counterfeiting/Forgery	3	0	0	0
Destruction/Damage/Vandalism	12	3	2	0
Embezzlement	0	0	0	0
Extortion/Blackmail	0	0	0	0
Fraud - False Pretenses	0	0	0	0
Fraud - Credit Card/ATM	1	0	0	0
Fraud - Impersonation	0	0	0	0
Fraud - Welfare	0	0	0	0
Fraud - Wire	0	0	0	0
Motor Vehicle Theft	6	4	4	0
Robbery	0	0	0	0
Stolen Property Offenses	0	0	0	0
Theft - Pocket-picking	0	0	0	0
Theft - Purse Snatching	0	0	0	0
Theft - Shoplifting	14	4	4	0
Theft From Building	4	1	0	0
Theft From Coin Machine	1	0	0	0
Theft From Motor Vehicle	4	1	0	0
Theft of Motor Vehicle Parts	1	1	1	0
Theft - All Other Larceny	18	2	1	1
Crimes Against Society				
Drug/Narcotic Violations	10	10	8	0
Drug/Narcotic Equipment Violations	3	3	2	0
Gambling - Betting/Wagering	0	0	0	0
Gambling - Operating/Promoting	0	0	0	0
Gambling - Equipment Violations	0	0	0	0
Gambling - Sports Tampering	0	0	0	0
Pornography/Obscene Material	0	0	0	0
Prostitution	0	0	0	0
Prostitution Assisting/Promoting	0	0	0	0
Purchasing Prostitution	0	0	0	0
Weapon Law Violations	0	0	0	0
Total Group A Offenses	109	43	36	1



Spring Hill Police Department - 2014

2013 Population Estimate	32,576
Offense Overview	
Offense Total	988
Number Cleared	485
Percent Cleared	49.09 %
Group A Crimes per 100,000 population	3,032.9
Arrest Overview	
Total Arrests	447
Adult Arrests	384
Juvenile Arrests	63
Unknown Age	0
Arrests per 100,000 population	1,372.2
Average number offenses/incident	1.15

Domestic Violence Victims		
Offense	Reported	Cleared
Murder	0	0
Aggravated Assault	15	13
Simple Assault	130	129
Intimidation	6	5
Stalking	2	2
Forcible Rape	0	0
Forcible Sodomy	1	1
Sexual Assault W/Object	0	0
Forcible Fondling	7	4
Incest	0	0
Statutory Rape	0	0
Kidnapping/Abduction	1	1
Total	162	155

TIBRS Group B Arrests		
Offense	Adult	Juvenile
Bad Checks	0	0
Curfew/Vagrancy	0	10
Disorderly Conduct	5	0
DUI	80	0
Drunkenness	18	2
Family-Non Violent	0	0
Liquor Law Violations	17	3
Peeping Tom	0	0
Trespass	6	0
All Other Offenses	28	6
Total Group B	154	21

TIBRS Group A Offenses	Offenses		Arrests	
	Reported	Cleared	Adult	Juvenile
Crimes Against Persons				
Murder	0	0	0	0
Negligent Manslaughter	0	0	0	0
Kidnapping/Abduction	2	1	0	0
Forcible Rape	2	0	0	0
Forcible Sodomy	1	1	1	0
Sexual Assault W/Object	0	0	0	0
Forcible Fondling	9	4	1	0
Incest	0	0	0	0
Statutory Rape	0	0	0	0
Aggravated Assault	29	23	17	0
Simple Assault	193	171	61	13
Intimidation	36	23	7	0
Stalking	7	6	1	0
Commercial Sex Acts	0	0	0	0
Involuntary Servitude	0	0	0	0
Crimes Against Property				
Arson	0	0	0	0
Bribery	0	0	0	0
Burglary	48	4	3	2
Counterfeiting/Forgery	11	2	1	0
Destruction/Damage/Vandalism	96	21	3	2
Embezzlement	13	10	8	1
Extortion/Blackmail	0	0	0	0
Fraud - False Pretenses	20	5	5	0
Fraud - Credit Card/ATM	53	4	4	0
Fraud - Impersonation	19	4	2	0
Fraud - Welfare	0	0	0	0
Fraud - Wire	5	0	0	0
Motor Vehicle Theft	12	0	0	0
Robbery	6	3	2	1
Stolen Property Offenses	3	1	0	0
Theft - Pocket-picking	2	0	0	0
Theft - Purse Snatching	0	0	0	0
Theft - Shoplifting	71	48	50	1
Theft From Building	57	14	2	0
Theft From Coin Machine	1	1	1	0
Theft From Motor Vehicle	91	6	0	6
Theft of Motor Vehicle Parts	8	1	0	2
Theft - All Other Larceny	58	5	1	0
Crimes Against Society				
Drug/Narcotic Violations	76	75	48	11
Drug/Narcotic Equipment Violations	48	47	9	3
Gambling - Betting/Wagering	0	0	0	0
Gambling - Operating/Promoting	0	0	0	0
Gambling - Equipment Violations	0	0	0	0
Gambling - Sports Tampering	0	0	0	0
Pornography/Obscene Material	5	0	0	0
Prostitution	0	0	0	0
Prostitution Assisting/Promoting	0	0	0	0
Purchasing Prostitution	0	0	0	0
Weapon Law Violations	6	5	3	0
Total Group A Offenses	988	485	230	42



Springfield Police Department - 2014

2013 Population Estimate	16,659
Offense Overview	
Offense Total	1,775
Number Cleared	917
Percent Cleared	51.66 %
Group A Crimes per 100,000 population	10,654.9
Arrest Overview	
Total Arrests	922
Adult Arrests	868
Juvenile Arrests	54
Unknown Age	0
Arrests per 100,000 population	5,534.5
Average number offenses/incident	1.16

Domestic Violence Victims		
Offense	Reported	Cleared
Murder	1	1
Aggravated Assault	41	35
Simple Assault	162	129
Intimidation	12	9
Stalking	3	3
Forcible Rape	10	7
Forcible Sodomy	0	0
Sexual Assault W/Object	0	0
Forcible Fondling	2	2
Incest	0	0
Statutory Rape	2	1
Kidnapping/Abduction	0	0
Total	233	187

TIBRS Group B Arrests		
Offense	Adult	Juvenile
Bad Checks	0	0
Curfew/Vagrancy	0	3
Disorderly Conduct	10	6
DUI	88	0
Drunkenness	68	0
Family-Non Violent	0	0
Liquor Law Violations	2	1
Peeping Tom	0	0
Trespass	39	3
All Other Offenses	51	1
Total Group B	258	14

TIBRS Group A Offenses	Offenses		Arrests	
	Reported	Cleared	Adult	Juvenile
Crimes Against Persons				
Murder	4	2	1	0
Negligent Manslaughter	0	0	0	0
Kidnapping/Abduction	2	2	2	0
Forcible Rape	16	9	3	0
Forcible Sodomy	0	0	0	0
Sexual Assault W/Object	0	0	0	0
Forcible Fondling	9	3	0	0
Incest	0	0	0	0
Statutory Rape	5	3	3	0
Aggravated Assault	112	74	64	1
Simple Assault	281	206	88	3
Intimidation	45	28	2	1
Stalking	5	4	1	0
Commercial Sex Acts	0	0	0	0
Involuntary Servitude	0	0	0	0
Crimes Against Property				
Arson	2	0	0	0
Bribery	0	0	0	0
Burglary	59	12	10	0
Counterfeiting/Forgery	19	7	4	0
Destruction/Damage/Vandalism	159	49	6	5
Embezzlement	10	5	4	0
Extortion/Blackmail	0	0	0	0
Fraud - False Pretenses	27	21	0	0
Fraud - Credit Card/ATM	27	8	4	0
Fraud - Impersonation	21	16	8	0
Fraud - Welfare	0	0	0	0
Fraud - Wire	0	0	0	0
Motor Vehicle Theft	23	6	3	2
Robbery	35	8	11	0
Stolen Property Offenses	0	0	0	0
Theft - Pocket-picking	0	0	0	0
Theft - Purse Snatching	0	0	0	0
Theft - Shoplifting	386	248	257	20
Theft From Building	197	46	25	1
Theft From Coin Machine	0	0	0	0
Theft From Motor Vehicle	78	11	10	1
Theft of Motor Vehicle Parts	23	1	1	0
Theft - All Other Larceny	46	10	3	1
Crimes Against Society				
Drug/Narcotic Violations	107	72	72	4
Drug/Narcotic Equipment Violations	51	45	20	1
Gambling - Betting/Wagering	0	0	0	0
Gambling - Operating/Promoting	0	0	0	0
Gambling - Equipment Violations	0	0	0	0
Gambling - Sports Tampering	0	0	0	0
Pornography/Obscene Material	2	1	1	0
Prostitution	0	0	0	0
Prostitution Assisting/Promoting	0	0	0	0
Purchasing Prostitution	0	0	0	0
Weapon Law Violations	24	20	7	0
Total Group A Offenses	1,775	917	610	40



St. Joseph Police Department - 2014

2013 Population Estimate	779
Offense Overview	
Offense Total	23
Number Cleared	7
Percent Cleared	30.43 %
Group A Crimes per 100,000 population	2,952.5
Arrest Overview	
Total Arrests	12
Adult Arrests	10
Juvenile Arrests	2
Unknown Age	0
Arrests per 100,000 population	1,540.4
Average number offenses/incident	1.10

Domestic Violence Victims		
Offense	Reported	Cleared
Murder	0	0
Aggravated Assault	0	0
Simple Assault	1	1
Intimidation	2	1
Stalking	0	0
Forcible Rape	0	0
Forcible Sodomy	0	0
Sexual Assault W/Object	0	0
Forcible Fondling	0	0
Incest	0	0
Statutory Rape	0	0
Kidnapping/Abduction	0	0
Total	3	2

TIBRS Group B Arrests		
Offense	Adult	Juvenile
Bad Checks	0	0
Curfew/Vagrancy	0	0
Disorderly Conduct	0	0
DUI	1	0
Drunkenness	3	2
Family-Non Violent	0	0
Liquor Law Violations	0	0
Peeping Tom	0	0
Trespass	0	0
All Other Offenses	1	0
Total Group B	5	2

	Offenses		Arrests	
	Reported	Cleared	Adult	Juvenile
TIBRS Group A Offenses				
Crimes Against Persons				
Murder	0	0	0	0
Negligent Manslaughter	0	0	0	0
Kidnapping/Abduction	0	0	0	0
Forcible Rape	0	0	0	0
Forcible Sodomy	0	0	0	0
Sexual Assault W/Object	0	0	0	0
Forcible Fondling	0	0	0	0
Incest	0	0	0	0
Statutory Rape	0	0	0	0
Aggravated Assault	0	0	0	0
Simple Assault	3	1	1	0
Intimidation	2	1	1	0
Stalking	0	0	0	0
Commercial Sex Acts	0	0	0	0
Involuntary Servitude	0	0	0	0
Crimes Against Property				
Arson	0	0	0	0
Bribery	0	0	0	0
Burglary	5	0	0	0
Counterfeiting/Forgery	0	0	0	0
Destruction/Damage/Vandalism	4	1	0	0
Embezzlement	0	0	0	0
Extortion/Blackmail	0	0	0	0
Fraud - False Pretenses	0	0	0	0
Fraud - Credit Card/ATM	0	0	0	0
Fraud - Impersonation	0	0	0	0
Fraud - Welfare	0	0	0	0
Fraud - Wire	0	0	0	0
Motor Vehicle Theft	0	0	0	0
Robbery	0	0	0	0
Stolen Property Offenses	0	0	0	0
Theft - Pocket-picking	0	0	0	0
Theft - Purse Snatching	0	0	0	0
Theft - Shoplifting	1	0	0	0
Theft From Building	1	0	0	0
Theft From Coin Machine	0	0	0	0
Theft From Motor Vehicle	0	0	0	0
Theft of Motor Vehicle Parts	1	0	0	0
Theft - All Other Larceny	3	1	0	0
Crimes Against Society				
Drug/Narcotic Violations	3	3	3	0
Drug/Narcotic Equipment Violations	0	0	0	0
Gambling - Betting/Wagering	0	0	0	0
Gambling - Operating/Promoting	0	0	0	0
Gambling - Equipment Violations	0	0	0	0
Gambling - Sports Tampering	0	0	0	0
Pornography/Obscene Material	0	0	0	0
Prostitution	0	0	0	0
Prostitution Assisting/Promoting	0	0	0	0
Purchasing Prostitution	0	0	0	0
Weapon Law Violations	0	0	0	0
Total Group A Offenses	23	7	5	0



Sunbright Police Department - 2014

2013 Population Estimate	547
Offense Overview	
Offense Total	0
Number Cleared	0
Percent Cleared	0.00 %
Group A Crimes per 100,000 population	0.0
Arrest Overview	
Total Arrests	0
Adult Arrests	0
Juvenile Arrests	0
Unknown Age	0
Arrests per 100,000 population	0.0
Average number offenses/incident	0.00

Domestic Violence Victims		
Offense	Reported	Cleared
Murder	0	0
Aggravated Assault	0	0
Simple Assault	0	0
Intimidation	0	0
Stalking	0	0
Forcible Rape	0	0
Forcible Sodomy	0	0
Sexual Assault W/Object	0	0
Forcible Fondling	0	0
Incest	0	0
Statutory Rape	0	0
Kidnapping/Abduction	0	0
Total	0	0

TIBRS Group B Arrests		
Offense	Adult	Juvenile
Bad Checks	0	0
Curfew/Vagrancy	0	0
Disorderly Conduct	0	0
DUI	0	0
Drunkenness	0	0
Family-Non Violent	0	0
Liquor Law Violations	0	0
Peeping Tom	0	0
Trespass	0	0
All Other Offenses	0	0
Total Group B	0	0

TIBRS Group A Offenses	Offenses		Arrests	
	Reported	Cleared	Adult	Juvenile
Crimes Against Persons				
Murder	0	0	0	0
Negligent Manslaughter	0	0	0	0
Kidnapping/Abduction	0	0	0	0
Forcible Rape	0	0	0	0
Forcible Sodomy	0	0	0	0
Sexual Assault W/Object	0	0	0	0
Forcible Fondling	0	0	0	0
Incest	0	0	0	0
Statutory Rape	0	0	0	0
Aggravated Assault	0	0	0	0
Simple Assault	0	0	0	0
Intimidation	0	0	0	0
Stalking	0	0	0	0
Commercial Sex Acts	0	0	0	0
Involuntary Servitude	0	0	0	0
Crimes Against Property				
Arson	0	0	0	0
Bribery	0	0	0	0
Burglary	0	0	0	0
Counterfeiting/Forgery	0	0	0	0
Destruction/Damage/Vandalism	0	0	0	0
Embezzlement	0	0	0	0
Extortion/Blackmail	0	0	0	0
Fraud - False Pretenses	0	0	0	0
Fraud - Credit Card/ATM	0	0	0	0
Fraud - Impersonation	0	0	0	0
Fraud - Welfare	0	0	0	0
Fraud - Wire	0	0	0	0
Motor Vehicle Theft	0	0	0	0
Robbery	0	0	0	0
Stolen Property Offenses	0	0	0	0
Theft - Pocket-picking	0	0	0	0
Theft - Purse Snatching	0	0	0	0
Theft - Shoplifting	0	0	0	0
Theft From Building	0	0	0	0
Theft From Coin Machine	0	0	0	0
Theft From Motor Vehicle	0	0	0	0
Theft of Motor Vehicle Parts	0	0	0	0
Theft - All Other Larceny	0	0	0	0
Crimes Against Society				
Drug/Narcotic Violations	0	0	0	0
Drug/Narcotic Equipment Violations	0	0	0	0
Gambling - Betting/Wagering	0	0	0	0
Gambling - Operating/Promoting	0	0	0	0
Gambling - Equipment Violations	0	0	0	0
Gambling - Sports Tampering	0	0	0	0
Pornography/Obscene Material	0	0	0	0
Prostitution	0	0	0	0
Prostitution Assisting/Promoting	0	0	0	0
Purchasing Prostitution	0	0	0	0
Weapon Law Violations	0	0	0	0
Total Group A Offenses	0	0	0	0



Surgoinville Police Department - 2014

2013 Population Estimate	1,797
Offense Overview	
Offense Total	64
Number Cleared	24
Percent Cleared	37.50 %
Group A Crimes per 100,000 population	3,561.5
Arrest Overview	
Total Arrests	32
Adult Arrests	31
Juvenile Arrests	1
Unknown Age	0
Arrests per 100,000 population	1,780.7
Average number offenses/incident	1.12

Domestic Violence Victims		
Offense	Reported	Cleared
Murder	0	0
Aggravated Assault	1	1
Simple Assault	5	4
Intimidation	4	1
Stalking	0	0
Forcible Rape	0	0
Forcible Sodomy	0	0
Sexual Assault W/Object	0	0
Forcible Fondling	0	0
Incest	0	0
Statutory Rape	0	0
Kidnapping/Abduction	0	0
Total	10	6

TIBRS Group B Arrests		
Offense	Adult	Juvenile
Bad Checks	0	0
Curfew/Vagrancy	0	0
Disorderly Conduct	3	0
DUI	1	0
Drunkenness	1	0
Family-Non Violent	0	0
Liquor Law Violations	0	0
Peeping Tom	0	0
Trespass	0	0
All Other Offenses	8	0
Total Group B	13	0

TIBRS Group A Offenses	Offenses		Arrests	
	Reported	Cleared	Adult	Juvenile
Crimes Against Persons				
Murder	0	0	0	0
Negligent Manslaughter	0	0	0	0
Kidnapping/Abduction	0	0	0	0
Forcible Rape	0	0	0	0
Forcible Sodomy	0	0	0	0
Sexual Assault W/Object	0	0	0	0
Forcible Fondling	0	0	0	0
Incest	0	0	0	0
Statutory Rape	0	0	0	0
Aggravated Assault	1	1	1	0
Simple Assault	6	4	2	1
Intimidation	12	1	1	0
Stalking	1	0	0	0
Commercial Sex Acts	0	0	0	0
Involuntary Servitude	0	0	0	0
Crimes Against Property				
Arson	0	0	0	0
Bribery	0	0	0	0
Burglary	2	0	0	0
Counterfeiting/Forgery	3	2	2	0
Destruction/Damage/Vandalism	7	1	1	0
Embezzlement	0	0	0	0
Extortion/Blackmail	0	0	0	0
Fraud - False Pretenses	2	0	0	0
Fraud - Credit Card/ATM	2	0	0	0
Fraud - Impersonation	1	0	0	0
Fraud - Welfare	0	0	0	0
Fraud - Wire	0	0	0	0
Motor Vehicle Theft	0	0	0	0
Robbery	0	0	0	0
Stolen Property Offenses	0	0	0	0
Theft - Pocket-picking	0	0	0	0
Theft - Purse Snatching	0	0	0	0
Theft - Shoplifting	0	0	0	0
Theft From Building	6	0	0	0
Theft From Coin Machine	0	0	0	0
Theft From Motor Vehicle	2	0	0	0
Theft of Motor Vehicle Parts	0	0	0	0
Theft - All Other Larceny	6	2	2	0
Crimes Against Society				
Drug/Narcotic Violations	8	8	8	0
Drug/Narcotic Equipment Violations	5	5	1	0
Gambling - Betting/Wagering	0	0	0	0
Gambling - Operating/Promoting	0	0	0	0
Gambling - Equipment Violations	0	0	0	0
Gambling - Sports Tampering	0	0	0	0
Pornography/Obscene Material	0	0	0	0
Prostitution	0	0	0	0
Prostitution Assisting/Promoting	0	0	0	0
Purchasing Prostitution	0	0	0	0
Weapon Law Violations	0	0	0	0
Total Group A Offenses	64	24	18	1



Sweetwater Police Department - 2014

2013 Population Estimate	5,899
Offense Overview	
Offense Total	568
Number Cleared	175
Percent Cleared	30.81 %
Group A Crimes per 100,000 population	9,628.8
Arrest Overview	
Total Arrests	212
Adult Arrests	203
Juvenile Arrests	9
Unknown Age	0
Arrests per 100,000 population	3,593.8
Average number offenses/incident	1.20

Domestic Violence Victims		
Offense	Reported	Cleared
Murder	0	0
Aggravated Assault	16	14
Simple Assault	64	26
Intimidation	3	2
Stalking	0	0
Forcible Rape	0	0
Forcible Sodomy	0	0
Sexual Assault W/Object	0	0
Forcible Fondling	0	0
Incest	0	0
Statutory Rape	0	0
Kidnapping/Abduction	0	0
Total	83	42

TIBRS Group B Arrests		
Offense	Adult	Juvenile
Bad Checks	0	0
Curfew/Vagrancy	0	0
Disorderly Conduct	2	0
DUI	18	0
Drunkenness	14	0
Family-Non Violent	1	0
Liquor Law Violations	1	0
Peeping Tom	0	0
Trespass	7	0
All Other Offenses	11	3
Total Group B	54	3

TIBRS Group A Offenses	Offenses		Arrests	
	Reported	Cleared	Adult	Juvenile
Crimes Against Persons				
Murder	0	0	0	0
Negligent Manslaughter	0	0	0	0
Kidnapping/Abduction	0	0	0	0
Forcible Rape	2	0	0	0
Forcible Sodomy	0	0	0	0
Sexual Assault W/Object	0	0	0	0
Forcible Fondling	2	1	0	1
Incest	0	0	0	0
Statutory Rape	0	0	0	0
Aggravated Assault	37	23	15	1
Simple Assault	101	31	24	2
Intimidation	11	3	1	0
Stalking	0	0	0	0
Commercial Sex Acts	0	0	0	0
Involuntary Servitude	0	0	0	0
Crimes Against Property				
Arson	1	0	0	0
Bribery	0	0	0	0
Burglary	64	13	17	0
Counterfeiting/Forgery	8	1	0	0
Destruction/Damage/Vandalism	50	10	2	1
Embezzlement	8	4	4	0
Extortion/Blackmail	0	0	0	0
Fraud - False Pretenses	17	2	2	0
Fraud - Credit Card/ATM	10	2	0	0
Fraud - Impersonation	9	2	0	0
Fraud - Welfare	0	0	0	0
Fraud - Wire	1	0	0	0
Motor Vehicle Theft	13	4	4	0
Robbery	1	1	1	0
Stolen Property Offenses	2	0	0	0
Theft - Pocket-picking	1	1	1	0
Theft - Purse Snatching	0	0	0	0
Theft - Shoplifting	52	28	34	0
Theft From Building	39	9	7	1
Theft From Coin Machine	4	0	0	0
Theft From Motor Vehicle	35	5	5	0
Theft of Motor Vehicle Parts	3	0	0	0
Theft - All Other Larceny	68	9	10	0
Crimes Against Society				
Drug/Narcotic Violations	13	12	16	0
Drug/Narcotic Equipment Violations	9	9	4	0
Gambling - Betting/Wagering	0	0	0	0
Gambling - Operating/Promoting	0	0	0	0
Gambling - Equipment Violations	0	0	0	0
Gambling - Sports Tampering	0	0	0	0
Pornography/Obscene Material	1	0	0	0
Prostitution	0	0	0	0
Prostitution Assisting/Promoting	0	0	0	0
Purchasing Prostitution	0	0	0	0
Weapon Law Violations	6	5	2	0
Total Group A Offenses	568	175	149	6



Tazewell Police Department - 2014

2013 Population Estimate	2,191
Offense Overview	
Offense Total	352
Number Cleared	267
Percent Cleared	75.85 %
Group A Crimes per 100,000 population	16,065.7
Arrest Overview	
Total Arrests	408
Adult Arrests	393
Juvenile Arrests	15
Unknown Age	0
Arrests per 100,000 population	18,621.6
Average number offenses/incident	1.17

Domestic Violence Victims		
Offense	Reported	Cleared
Murder	0	0
Aggravated Assault	5	5
Simple Assault	18	18
Intimidation	1	1
Stalking	0	0
Forcible Rape	0	0
Forcible Sodomy	0	0
Sexual Assault W/Object	1	1
Forcible Fondling	0	0
Incest	0	0
Statutory Rape	0	0
Kidnapping/Abduction	0	0
Total	25	25

TIBRS Group B Arrests		
Offense	Adult	Juvenile
Bad Checks	0	0
Curfew/Vagrancy	0	0
Disorderly Conduct	26	4
DUI	87	0
Drunkenness	39	1
Family-Non Violent	1	0
Liquor Law Violations	4	0
Peeping Tom	0	0
Trespass	8	0
All Other Offenses	8	3
Total Group B	173	8

TIBRS Group A Offenses	Offenses		Arrests	
	Reported	Cleared	Adult	Juvenile
Crimes Against Persons				
Murder	0	0	0	0
Negligent Manslaughter	0	0	0	0
Kidnapping/Abduction	1	1	1	0
Forcible Rape	0	0	0	0
Forcible Sodomy	0	0	0	0
Sexual Assault W/Object	1	1	0	1
Forcible Fondling	0	0	0	0
Incest	0	0	0	0
Statutory Rape	0	0	0	0
Aggravated Assault	9	9	6	2
Simple Assault	25	22	22	0
Intimidation	3	1	1	0
Stalking	1	0	0	0
Commercial Sex Acts	0	0	0	0
Involuntary Servitude	0	0	0	0
Crimes Against Property				
Arson	0	0	0	0
Bribery	0	0	0	0
Burglary	21	2	2	0
Counterfeiting/Forgery	4	4	3	0
Destruction/Damage/Vandalism	13	3	2	2
Embezzlement	0	0	0	0
Extortion/Blackmail	0	0	0	0
Fraud - False Pretenses	10	8	10	0
Fraud - Credit Card/ATM	14	13	2	0
Fraud - Impersonation	0	0	0	0
Fraud - Welfare	0	0	0	0
Fraud - Wire	0	0	0	0
Motor Vehicle Theft	4	0	0	0
Robbery	0	0	0	0
Stolen Property Offenses	0	0	0	0
Theft - Pocket-picking	1	1	2	0
Theft - Purse Snatching	0	0	0	0
Theft - Shoplifting	18	16	20	0
Theft From Building	22	5	5	0
Theft From Coin Machine	0	0	0	0
Theft From Motor Vehicle	8	1	1	0
Theft of Motor Vehicle Parts	6	0	0	0
Theft - All Other Larceny	14	3	3	0
Crimes Against Society				
Drug/Narcotic Violations	93	93	96	2
Drug/Narcotic Equipment Violations	77	77	39	0
Gambling - Betting/Wagering	0	0	0	0
Gambling - Operating/Promoting	0	0	0	0
Gambling - Equipment Violations	0	0	0	0
Gambling - Sports Tampering	0	0	0	0
Pornography/Obscene Material	0	0	0	0
Prostitution	0	0	0	0
Prostitution Assisting/Promoting	0	0	0	0
Purchasing Prostitution	0	0	0	0
Weapon Law Violations	7	7	5	0
Total Group A Offenses	352	267	220	7



Tellico Plains Police Department - 2014

2013 Population Estimate	894
Offense Overview	
Offense Total	53
Number Cleared	6
Percent Cleared	11.32 %
Group A Crimes per 100,000 population	5,928.4
Arrest Overview	
Total Arrests	10
Adult Arrests	8
Juvenile Arrests	2
Unknown Age	0
Arrests per 100,000 population	1,118.6
Average number offenses/incident	1.06

Domestic Violence Victims		
Offense	Reported	Cleared
Murder	0	0
Aggravated Assault	1	1
Simple Assault	3	1
Intimidation	1	0
Stalking	0	0
Forcible Rape	0	0
Forcible Sodomy	0	0
Sexual Assault W/Object	0	0
Forcible Fondling	0	0
Incest	0	0
Statutory Rape	0	0
Kidnapping/Abduction	0	0
Total	5	2

TIBRS Group B Arrests		
Offense	Adult	Juvenile
Bad Checks	0	0
Curfew/Vagrancy	0	0
Disorderly Conduct	0	1
DUI	1	0
Drunkenness	0	0
Family-Non Violent	0	1
Liquor Law Violations	0	0
Peeping Tom	0	0
Trespass	1	0
All Other Offenses	0	0
Total Group B	2	2

TIBRS Group A Offenses	Offenses		Arrests	
	Reported	Cleared	Adult	Juvenile
Crimes Against Persons				
Murder	0	0	0	0
Negligent Manslaughter	0	0	0	0
Kidnapping/Abduction	1	0	0	0
Forcible Rape	0	0	0	0
Forcible Sodomy	0	0	0	0
Sexual Assault W/Object	0	0	0	0
Forcible Fondling	0	0	0	0
Incest	0	0	0	0
Statutory Rape	2	2	2	0
Aggravated Assault	1	1	1	0
Simple Assault	6	1	1	0
Intimidation	3	0	0	0
Stalking	0	0	0	0
Commercial Sex Acts	0	0	0	0
Involuntary Servitude	0	0	0	0
Crimes Against Property				
Arson	0	0	0	0
Bribery	0	0	0	0
Burglary	8	0	0	0
Counterfeiting/Forgery	1	0	0	0
Destruction/Damage/Vandalism	8	0	0	0
Embezzlement	0	0	0	0
Extortion/Blackmail	0	0	0	0
Fraud - False Pretenses	1	0	0	0
Fraud - Credit Card/ATM	2	0	0	0
Fraud - Impersonation	0	0	0	0
Fraud - Welfare	0	0	0	0
Fraud - Wire	0	0	0	0
Motor Vehicle Theft	3	0	0	0
Robbery	1	0	0	0
Stolen Property Offenses	0	0	0	0
Theft - Pocket-picking	0	0	0	0
Theft - Purse Snatching	0	0	0	0
Theft - Shoplifting	1	0	0	0
Theft From Building	5	0	0	0
Theft From Coin Machine	0	0	0	0
Theft From Motor Vehicle	3	1	1	0
Theft of Motor Vehicle Parts	2	0	0	0
Theft - All Other Larceny	5	1	1	0
Crimes Against Society				
Drug/Narcotic Violations	0	0	0	0
Drug/Narcotic Equipment Violations	0	0	0	0
Gambling - Betting/Wagering	0	0	0	0
Gambling - Operating/Promoting	0	0	0	0
Gambling - Equipment Violations	0	0	0	0
Gambling - Sports Tampering	0	0	0	0
Pornography/Obscene Material	0	0	0	0
Prostitution	0	0	0	0
Prostitution Assisting/Promoting	0	0	0	0
Purchasing Prostitution	0	0	0	0
Weapon Law Violations	0	0	0	0
Total Group A Offenses	53	6	6	0



Tiptonville Police Department - 2014

2013 Population Estimate	4,426
Offense Overview	
Offense Total	152
Number Cleared	91
Percent Cleared	59.87 %
Group A Crimes per 100,000 population	3,434.3
Arrest Overview	
Total Arrests	114
Adult Arrests	105
Juvenile Arrests	9
Unknown Age	0
Arrests per 100,000 population	2,575.7
Average number offenses/incident	1.09

Domestic Violence Victims		
Offense	Reported	Cleared
Murder	0	0
Aggravated Assault	4	4
Simple Assault	13	13
Intimidation	3	3
Stalking	0	0
Forcible Rape	0	0
Forcible Sodomy	0	0
Sexual Assault W/Object	0	0
Forcible Fondling	0	0
Incest	0	0
Statutory Rape	0	0
Kidnapping/Abduction	0	0
Total	20	20

TIBRS Group B Arrests		
Offense	Adult	Juvenile
Bad Checks	0	0
Curfew/Vagrancy	0	1
Disorderly Conduct	3	0
DUI	4	0
Drunkenness	14	0
Family-Non Violent	0	0
Liquor Law Violations	2	0
Peeping Tom	0	0
Trespass	3	0
All Other Offenses	6	0
Total Group B	32	1

TIBRS Group A Offenses	Offenses		Arrests	
	Reported	Cleared	Adult	Juvenile
Crimes Against Persons				
Murder	0	0	0	0
Negligent Manslaughter	0	0	0	0
Kidnapping/Abduction	0	0	0	0
Forcible Rape	0	0	0	0
Forcible Sodomy	0	0	0	0
Sexual Assault W/Object	0	0	0	0
Forcible Fondling	0	0	0	0
Incest	0	0	0	0
Statutory Rape	0	0	0	0
Aggravated Assault	10	8	4	0
Simple Assault	14	14	12	1
Intimidation	5	5	3	1
Stalking	0	0	0	0
Commercial Sex Acts	0	0	0	0
Involuntary Servitude	0	0	0	0
Crimes Against Property				
Arson	0	0	0	0
Bribery	0	0	0	0
Burglary	24	5	7	1
Counterfeiting/Forgery	5	4	4	0
Destruction/Damage/Vandalism	21	6	2	0
Embezzlement	2	1	1	1
Extortion/Blackmail	0	0	0	0
Fraud - False Pretenses	10	8	3	1
Fraud - Credit Card/ATM	3	3	3	0
Fraud - Impersonation	1	1	1	0
Fraud - Welfare	0	0	0	0
Fraud - Wire	0	0	0	0
Motor Vehicle Theft	0	0	0	0
Robbery	1	1	3	0
Stolen Property Offenses	0	0	0	0
Theft - Pocket-picking	0	0	0	0
Theft - Purse Snatching	0	0	0	0
Theft - Shoplifting	7	7	7	0
Theft From Building	7	3	3	0
Theft From Coin Machine	0	0	0	0
Theft From Motor Vehicle	16	4	1	2
Theft of Motor Vehicle Parts	0	0	0	0
Theft - All Other Larceny	11	6	5	1
Crimes Against Society				
Drug/Narcotic Violations	11	11	11	0
Drug/Narcotic Equipment Violations	3	3	2	0
Gambling - Betting/Wagering	0	0	0	0
Gambling - Operating/Promoting	0	0	0	0
Gambling - Equipment Violations	0	0	0	0
Gambling - Sports Tampering	0	0	0	0
Pornography/Obscene Material	0	0	0	0
Prostitution	0	0	0	0
Prostitution Assisting/Promoting	0	0	0	0
Purchasing Prostitution	0	0	0	0
Weapon Law Violations	1	1	1	0
Total Group A Offenses	152	91	73	8



Toone Police Department - 2014

2013 Population Estimate	353
Offense Overview	
Offense Total	18
Number Cleared	11
Percent Cleared	61.11 %
Group A Crimes per 100,000 population	5,099.2
Arrest Overview	
Total Arrests	10
Adult Arrests	9
Juvenile Arrests	1
Unknown Age	0
Arrests per 100,000 population	2,832.9
Average number offenses/incident	1.06

Domestic Violence Victims		
Offense	Reported	Cleared
Murder	0	0
Aggravated Assault	1	1
Simple Assault	1	1
Intimidation	0	0
Stalking	0	0
Forcible Rape	0	0
Forcible Sodomy	0	0
Sexual Assault W/Object	0	0
Forcible Fondling	0	0
Incest	0	0
Statutory Rape	0	0
Kidnapping/Abduction	0	0
Total	2	2

TIBRS Group B Arrests		
Offense	Adult	Juvenile
Bad Checks	0	0
Curfew/Vagrancy	0	0
Disorderly Conduct	0	0
DUI	1	0
Drunkenness	0	0
Family-Non Violent	0	0
Liquor Law Violations	0	0
Peeping Tom	0	0
Trespass	0	0
All Other Offenses	0	0
Total Group B	1	0

TIBRS Group A Offenses	Offenses		Arrests	
	Reported	Cleared	Adult	Juvenile
Crimes Against Persons				
Murder	0	0	0	0
Negligent Manslaughter	0	0	0	0
Kidnapping/Abduction	0	0	0	0
Forcible Rape	0	0	0	0
Forcible Sodomy	0	0	0	0
Sexual Assault W/Object	0	0	0	0
Forcible Fondling	0	0	0	0
Incest	0	0	0	0
Statutory Rape	0	0	0	0
Aggravated Assault	2	2	2	0
Simple Assault	1	1	1	0
Intimidation	0	0	0	0
Stalking	0	0	0	0
Commercial Sex Acts	1	1	1	0
Involuntary Servitude	0	0	0	0
Crimes Against Property				
Arson	0	0	0	0
Bribery	0	0	0	0
Burglary	2	0	0	0
Counterfeiting/Forgery	0	0	0	0
Destruction/Damage/Vandalism	5	1	0	1
Embezzlement	0	0	0	0
Extortion/Blackmail	0	0	0	0
Fraud - False Pretenses	0	0	0	0
Fraud - Credit Card/ATM	0	0	0	0
Fraud - Impersonation	0	0	0	0
Fraud - Welfare	0	0	0	0
Fraud - Wire	0	0	0	0
Motor Vehicle Theft	1	1	0	0
Robbery	1	1	1	0
Stolen Property Offenses	0	0	0	0
Theft - Pocket-picking	0	0	0	0
Theft - Purse Snatching	0	0	0	0
Theft - Shoplifting	0	0	0	0
Theft From Building	0	0	0	0
Theft From Coin Machine	0	0	0	0
Theft From Motor Vehicle	1	0	0	0
Theft of Motor Vehicle Parts	0	0	0	0
Theft - All Other Larceny	0	0	0	0
Crimes Against Society				
Drug/Narcotic Violations	2	2	2	0
Drug/Narcotic Equipment Violations	1	1	0	0
Gambling - Betting/Wagering	0	0	0	0
Gambling - Operating/Promoting	0	0	0	0
Gambling - Equipment Violations	0	0	0	0
Gambling - Sports Tampering	0	0	0	0
Pornography/Obscene Material	0	0	0	0
Prostitution	0	0	0	0
Prostitution Assisting/Promoting	0	0	0	0
Purchasing Prostitution	0	0	0	0
Weapon Law Violations	1	1	1	0
Total Group A Offenses	18	11	8	1



Townsend Police Department - 2014

2013 Population Estimate	452
Offense Overview	
Offense Total	14
Number Cleared	0
Percent Cleared	0.00 %
Group A Crimes per 100,000 population	3,097.3
Arrest Overview	
Total Arrests	3
Adult Arrests	3
Juvenile Arrests	0
Unknown Age	0
Arrests per 100,000 population	663.7
Average number offenses/incident	1.08

Domestic Violence Victims		
Offense	Reported	Cleared
Murder	0	0
Aggravated Assault	0	0
Simple Assault	0	0
Intimidation	0	0
Stalking	0	0
Forcible Rape	0	0
Forcible Sodomy	0	0
Sexual Assault W/Object	0	0
Forcible Fondling	0	0
Incest	0	0
Statutory Rape	0	0
Kidnapping/Abduction	0	0
Total	0	0

TIBRS Group B Arrests		
Offense	Adult	Juvenile
Bad Checks	0	0
Curfew/Vagrancy	0	0
Disorderly Conduct	0	0
DUI	3	0
Drunkenness	0	0
Family-Non Violent	0	0
Liquor Law Violations	0	0
Peeping Tom	0	0
Trespass	0	0
All Other Offenses	0	0
Total Group B	3	0

TIBRS Group A Offenses	Offenses		Arrests	
	Reported	Cleared	Adult	Juvenile
Crimes Against Persons				
Murder	0	0	0	0
Negligent Manslaughter	0	0	0	0
Kidnapping/Abduction	0	0	0	0
Forcible Rape	0	0	0	0
Forcible Sodomy	0	0	0	0
Sexual Assault W/Object	0	0	0	0
Forcible Fondling	0	0	0	0
Incest	0	0	0	0
Statutory Rape	0	0	0	0
Aggravated Assault	0	0	0	0
Simple Assault	0	0	0	0
Intimidation	2	0	0	0
Stalking	0	0	0	0
Commercial Sex Acts	0	0	0	0
Involuntary Servitude	0	0	0	0
Crimes Against Property				
Arson	0	0	0	0
Bribery	0	0	0	0
Burglary	5	0	0	0
Counterfeiting/Forgery	0	0	0	0
Destruction/Damage/Vandalism	1	0	0	0
Embezzlement	0	0	0	0
Extortion/Blackmail	0	0	0	0
Fraud - False Pretenses	0	0	0	0
Fraud - Credit Card/ATM	1	0	0	0
Fraud - Impersonation	0	0	0	0
Fraud - Welfare	0	0	0	0
Fraud - Wire	0	0	0	0
Motor Vehicle Theft	0	0	0	0
Robbery	0	0	0	0
Stolen Property Offenses	0	0	0	0
Theft - Pocket-picking	0	0	0	0
Theft - Purse Snatching	0	0	0	0
Theft - Shoplifting	1	0	0	0
Theft From Building	1	0	0	0
Theft From Coin Machine	0	0	0	0
Theft From Motor Vehicle	1	0	0	0
Theft of Motor Vehicle Parts	0	0	0	0
Theft - All Other Larceny	2	0	0	0
Crimes Against Society				
Drug/Narcotic Violations	0	0	0	0
Drug/Narcotic Equipment Violations	0	0	0	0
Gambling - Betting/Wagering	0	0	0	0
Gambling - Operating/Promoting	0	0	0	0
Gambling - Equipment Violations	0	0	0	0
Gambling - Sports Tampering	0	0	0	0
Pornography/Obscene Material	0	0	0	0
Prostitution	0	0	0	0
Prostitution Assisting/Promoting	0	0	0	0
Purchasing Prostitution	0	0	0	0
Weapon Law Violations	0	0	0	0
Total Group A Offenses	14	0	0	0



Tracy City Police Department - 2014

2013 Population Estimate	1,456
Offense Overview	
Offense Total	82
Number Cleared	18
Percent Cleared	21.95 %
Group A Crimes per 100,000 population	5,631.9
Arrest Overview	
Total Arrests	47
Adult Arrests	47
Juvenile Arrests	0
Unknown Age	0
Arrests per 100,000 population	3,228.0
Average number offenses/incident	1.14

Domestic Violence Victims		
Offense	Reported	Cleared
Murder	0	0
Aggravated Assault	4	2
Simple Assault	10	5
Intimidation	0	0
Stalking	0	0
Forcible Rape	0	0
Forcible Sodomy	0	0
Sexual Assault W/Object	0	0
Forcible Fondling	0	0
Incest	0	0
Statutory Rape	0	0
Kidnapping/Abduction	0	0
Total	14	7

TIBRS Group B Arrests		
Offense	Adult	Juvenile
Bad Checks	1	0
Curfew/Vagrancy	0	0
Disorderly Conduct	1	0
DUI	12	0
Drunkenness	0	0
Family-Non Violent	0	0
Liquor Law Violations	0	0
Peeping Tom	0	0
Trespass	0	0
All Other Offenses	19	0
Total Group B	33	0

TIBRS Group A Offenses	Offenses		Arrests	
	Reported	Cleared	Adult	Juvenile
Crimes Against Persons				
Murder	0	0	0	0
Negligent Manslaughter	0	0	0	0
Kidnapping/Abduction	0	0	0	0
Forcible Rape	0	0	0	0
Forcible Sodomy	0	0	0	0
Sexual Assault W/Object	0	0	0	0
Forcible Fondling	0	0	0	0
Incest	0	0	0	0
Statutory Rape	0	0	0	0
Aggravated Assault	11	4	2	0
Simple Assault	12	5	5	0
Intimidation	1	0	0	0
Stalking	0	0	0	0
Commercial Sex Acts	0	0	0	0
Involuntary Servitude	0	0	0	0
Crimes Against Property				
Arson	0	0	0	0
Bribery	0	0	0	0
Burglary	8	1	1	0
Counterfeiting/Forgery	0	0	0	0
Destruction/Damage/Vandalism	3	0	0	0
Embezzlement	0	0	0	0
Extortion/Blackmail	0	0	0	0
Fraud - False Pretenses	0	0	0	0
Fraud - Credit Card/ATM	0	0	0	0
Fraud - Impersonation	0	0	0	0
Fraud - Welfare	0	0	0	0
Fraud - Wire	0	0	0	0
Motor Vehicle Theft	6	1	1	0
Robbery	1	1	1	0
Stolen Property Offenses	0	0	0	0
Theft - Pocket-picking	0	0	0	0
Theft - Purse Snatching	0	0	0	0
Theft - Shoplifting	6	2	2	0
Theft From Building	0	0	0	0
Theft From Coin Machine	0	0	0	0
Theft From Motor Vehicle	1	0	0	0
Theft of Motor Vehicle Parts	0	0	0	0
Theft - All Other Larceny	27	2	1	0
Crimes Against Society				
Drug/Narcotic Violations	2	0	0	0
Drug/Narcotic Equipment Violations	4	2	1	0
Gambling - Betting/Wagering	0	0	0	0
Gambling - Operating/Promoting	0	0	0	0
Gambling - Equipment Violations	0	0	0	0
Gambling - Sports Tampering	0	0	0	0
Pornography/Obscene Material	0	0	0	0
Prostitution	0	0	0	0
Prostitution Assisting/Promoting	0	0	0	0
Purchasing Prostitution	0	0	0	0
Weapon Law Violations	0	0	0	0
Total Group A Offenses	82	18	14	0



Trenton Police Department - 2014

2013 Population Estimate	4,191
Offense Overview	
Offense Total	459
Number Cleared	122
Percent Cleared	26.58 %
Group A Crimes per 100,000 population	10,952.0
Arrest Overview	
Total Arrests	289
Adult Arrests	278
Juvenile Arrests	11
Unknown Age	0
Arrests per 100,000 population	6,895.7
Average number offenses/incident	1.17

Domestic Violence Victims		
Offense	Reported	Cleared
Murder	0	0
Aggravated Assault	16	6
Simple Assault	56	17
Intimidation	17	0
Stalking	0	0
Forcible Rape	2	1
Forcible Sodomy	0	0
Sexual Assault W/Object	0	0
Forcible Fondling	0	0
Incest	0	0
Statutory Rape	0	0
Kidnapping/Abduction	0	0
Total	91	24

TIBRS Group B Arrests		
Offense	Adult	Juvenile
Bad Checks	65	0
Curfew/Vagrancy	0	0
Disorderly Conduct	2	0
DUI	14	1
Drunkenness	15	1
Family-Non Violent	0	0
Liquor Law Violations	2	0
Peeping Tom	0	0
Trespass	6	0
All Other Offenses	76	0
Total Group B	180	2

TIBRS Group A Offenses	Offenses		Arrests	
	Reported	Cleared	Adult	Juvenile
Crimes Against Persons				
Murder	0	0	0	0
Negligent Manslaughter	0	0	0	0
Kidnapping/Abduction	0	0	0	0
Forcible Rape	2	1	1	0
Forcible Sodomy	0	0	0	0
Sexual Assault W/Object	0	0	0	0
Forcible Fondling	0	0	0	0
Incest	0	0	0	0
Statutory Rape	1	0	0	0
Aggravated Assault	55	12	9	1
Simple Assault	90	25	20	1
Intimidation	49	4	1	1
Stalking	0	0	0	0
Commercial Sex Acts	0	0	0	0
Involuntary Servitude	0	0	0	0
Crimes Against Property				
Arson	1	1	1	0
Bribery	0	0	0	0
Burglary	25	1	1	0
Counterfeiting/Forgery	1	0	0	0
Destruction/Damage/Vandalism	19	2	1	0
Embezzlement	1	1	1	0
Extortion/Blackmail	0	0	0	0
Fraud - False Pretenses	1	0	0	0
Fraud - Credit Card/ATM	0	0	0	0
Fraud - Impersonation	1	1	1	0
Fraud - Welfare	0	0	0	0
Fraud - Wire	0	0	0	0
Motor Vehicle Theft	3	0	0	0
Robbery	3	1	1	0
Stolen Property Offenses	0	0	0	0
Theft - Pocket-picking	0	0	0	0
Theft - Purse Snatching	1	0	0	0
Theft - Shoplifting	25	17	16	0
Theft From Building	44	2	2	0
Theft From Coin Machine	0	0	0	0
Theft From Motor Vehicle	16	0	0	0
Theft of Motor Vehicle Parts	6	0	0	0
Theft - All Other Larceny	55	2	2	0
Crimes Against Society				
Drug/Narcotic Violations	29	28	24	5
Drug/Narcotic Equipment Violations	20	17	15	0
Gambling - Betting/Wagering	0	0	0	0
Gambling - Operating/Promoting	0	0	0	0
Gambling - Equipment Violations	0	0	0	0
Gambling - Sports Tampering	0	0	0	0
Pornography/Obscene Material	0	0	0	0
Prostitution	0	0	0	0
Prostitution Assisting/Promoting	0	0	0	0
Purchasing Prostitution	1	0	0	0
Weapon Law Violations	10	7	2	1
Total Group A Offenses	459	122	98	9



Trezevant Police Department - 2014

2013 Population Estimate	850
Offense Overview	
Offense Total	53
Number Cleared	21
Percent Cleared	39.62 %
Group A Crimes per 100,000 population	6,235.3
Arrest Overview	
Total Arrests	20
Adult Arrests	20
Juvenile Arrests	0
Unknown Age	0
Arrests per 100,000 population	2,352.9
Average number offenses/incident	1.20

Domestic Violence Victims		
Offense	Reported	Cleared
Murder	0	0
Aggravated Assault	0	0
Simple Assault	2	2
Intimidation	0	0
Stalking	0	0
Forcible Rape	0	0
Forcible Sodomy	0	0
Sexual Assault W/Object	0	0
Forcible Fondling	0	0
Incest	0	0
Statutory Rape	0	0
Kidnapping/Abduction	0	0
Total	2	2

TIBRS Group B Arrests		
Offense	Adult	Juvenile
Bad Checks	0	0
Curfew/Vagrancy	0	0
Disorderly Conduct	1	0
DUI	2	0
Drunkenness	0	0
Family-Non Violent	0	0
Liquor Law Violations	0	0
Peeping Tom	0	0
Trespass	2	0
All Other Offenses	2	0
Total Group B	7	0

TIBRS Group A Offenses	Offenses		Arrests	
	Reported	Cleared	Adult	Juvenile
Crimes Against Persons				
Murder	0	0	0	0
Negligent Manslaughter	0	0	0	0
Kidnapping/Abduction	0	0	0	0
Forcible Rape	0	0	0	0
Forcible Sodomy	0	0	0	0
Sexual Assault W/Object	0	0	0	0
Forcible Fondling	0	0	0	0
Incest	0	0	0	0
Statutory Rape	0	0	0	0
Aggravated Assault	1	1	1	0
Simple Assault	3	3	4	0
Intimidation	0	0	0	0
Stalking	0	0	0	0
Commercial Sex Acts	0	0	0	0
Involuntary Servitude	0	0	0	0
Crimes Against Property				
Arson	0	0	0	0
Bribery	0	0	0	0
Burglary	7	1	1	0
Counterfeiting/Forgery	0	0	0	0
Destruction/Damage/Vandalism	5	1	0	0
Embezzlement	1	0	0	0
Extortion/Blackmail	0	0	0	0
Fraud - False Pretenses	0	0	0	0
Fraud - Credit Card/ATM	0	0	0	0
Fraud - Impersonation	1	0	0	0
Fraud - Welfare	0	0	0	0
Fraud - Wire	0	0	0	0
Motor Vehicle Theft	0	0	0	0
Robbery	0	0	0	0
Stolen Property Offenses	0	0	0	0
Theft - Pocket-picking	0	0	0	0
Theft - Purse Snatching	0	0	0	0
Theft - Shoplifting	1	1	1	0
Theft From Building	4	0	0	0
Theft From Coin Machine	0	0	0	0
Theft From Motor Vehicle	1	0	0	0
Theft of Motor Vehicle Parts	1	0	0	0
Theft - All Other Larceny	17	3	1	0
Crimes Against Society				
Drug/Narcotic Violations	5	5	4	0
Drug/Narcotic Equipment Violations	3	3	0	0
Gambling - Betting/Wagering	0	0	0	0
Gambling - Operating/Promoting	0	0	0	0
Gambling - Equipment Violations	0	0	0	0
Gambling - Sports Tampering	0	0	0	0
Pornography/Obscene Material	0	0	0	0
Prostitution	0	0	0	0
Prostitution Assisting/Promoting	0	0	0	0
Purchasing Prostitution	0	0	0	0
Weapon Law Violations	3	3	1	0
Total Group A Offenses	53	21	13	0



Trimble Police Department - 2014

2013 Population Estimate	628
Offense Overview	
Offense Total	9
Number Cleared	7
Percent Cleared	77.78 %
Group A Crimes per 100,000 population	1,433.1
Arrest Overview	
Total Arrests	9
Adult Arrests	7
Juvenile Arrests	2
Unknown Age	0
Arrests per 100,000 population	1,433.1
Average number offenses/incident	1.13

Domestic Violence Victims		
Offense	Reported	Cleared
Murder	0	0
Aggravated Assault	0	0
Simple Assault	2	2
Intimidation	0	0
Stalking	0	0
Forcible Rape	0	0
Forcible Sodomy	0	0
Sexual Assault W/Object	0	0
Forcible Fondling	0	0
Incest	0	0
Statutory Rape	0	0
Kidnapping/Abduction	0	0
Total	2	2

TIBRS Group B Arrests		
Offense	Adult	Juvenile
Bad Checks	0	0
Curfew/Vagrancy	0	0
Disorderly Conduct	0	0
DUI	0	0
Drunkenness	0	0
Family-Non Violent	0	0
Liquor Law Violations	0	0
Peeping Tom	0	0
Trespass	0	0
All Other Offenses	0	0
Total Group B	0	0

TIBRS Group A Offenses	Offenses		Arrests	
	Reported	Cleared	Adult	Juvenile
Crimes Against Persons				
Murder	0	0	0	0
Negligent Manslaughter	0	0	0	0
Kidnapping/Abduction	0	0	0	0
Forcible Rape	0	0	0	0
Forcible Sodomy	0	0	0	0
Sexual Assault W/Object	0	0	0	0
Forcible Fondling	0	0	0	0
Incest	0	0	0	0
Statutory Rape	0	0	0	0
Aggravated Assault	0	0	0	0
Simple Assault	2	2	0	1
Intimidation	0	0	0	0
Stalking	0	0	0	0
Commercial Sex Acts	0	0	0	0
Involuntary Servitude	0	0	0	0
Crimes Against Property				
Arson	0	0	0	0
Bribery	0	0	0	0
Burglary	2	1	2	0
Counterfeiting/Forgery	0	0	0	0
Destruction/Damage/Vandalism	0	0	0	0
Embezzlement	1	1	1	0
Extortion/Blackmail	0	0	0	0
Fraud - False Pretenses	0	0	0	0
Fraud - Credit Card/ATM	0	0	0	0
Fraud - Impersonation	0	0	0	0
Fraud - Welfare	0	0	0	0
Fraud - Wire	0	0	0	0
Motor Vehicle Theft	1	0	0	0
Robbery	0	0	0	0
Stolen Property Offenses	0	0	0	0
Theft - Pocket-picking	0	0	0	0
Theft - Purse Snatching	0	0	0	0
Theft - Shoplifting	0	0	0	0
Theft From Building	0	0	0	0
Theft From Coin Machine	0	0	0	0
Theft From Motor Vehicle	2	2	2	1
Theft of Motor Vehicle Parts	1	1	2	0
Theft - All Other Larceny	0	0	0	0
Crimes Against Society				
Drug/Narcotic Violations	0	0	0	0
Drug/Narcotic Equipment Violations	0	0	0	0
Gambling - Betting/Wagering	0	0	0	0
Gambling - Operating/Promoting	0	0	0	0
Gambling - Equipment Violations	0	0	0	0
Gambling - Sports Tampering	0	0	0	0
Pornography/Obscene Material	0	0	0	0
Prostitution	0	0	0	0
Prostitution Assisting/Promoting	0	0	0	0
Purchasing Prostitution	0	0	0	0
Weapon Law Violations	0	0	0	0
Total Group A Offenses	9	7	7	2



Troy Police Department - 2014

2013 Population Estimate	1,342
Offense Overview	
Offense Total	81
Number Cleared	64
Percent Cleared	79.01 %
Group A Crimes per 100,000 population	6,035.8
Arrest Overview	
Total Arrests	65
Adult Arrests	64
Juvenile Arrests	1
Unknown Age	0
Arrests per 100,000 population	4,843.5
Average number offenses/incident	1.27

Domestic Violence Victims		
Offense	Reported	Cleared
Murder	0	0
Aggravated Assault	1	1
Simple Assault	11	10
Intimidation	2	2
Stalking	0	0
Forcible Rape	0	0
Forcible Sodomy	0	0
Sexual Assault W/Object	0	0
Forcible Fondling	0	0
Incest	0	0
Statutory Rape	0	0
Kidnapping/Abduction	1	1
Total	15	14

TIBRS Group B Arrests		
Offense	Adult	Juvenile
Bad Checks	12	0
Curfew/Vagrancy	0	0
Disorderly Conduct	0	0
DUI	2	0
Drunkenness	4	0
Family-Non Violent	0	0
Liquor Law Violations	0	0
Peeping Tom	0	0
Trespass	0	0
All Other Offenses	4	0
Total Group B	22	0

TIBRS Group A Offenses	Offenses		Arrests	
	Reported	Cleared	Adult	Juvenile
Crimes Against Persons				
Murder	0	0	0	0
Negligent Manslaughter	0	0	0	0
Kidnapping/Abduction	1	1	0	0
Forcible Rape	0	0	0	0
Forcible Sodomy	0	0	0	0
Sexual Assault W/Object	0	0	0	0
Forcible Fondling	0	0	0	0
Incest	0	0	0	0
Statutory Rape	2	2	1	0
Aggravated Assault	2	2	2	0
Simple Assault	16	15	12	0
Intimidation	2	2	2	0
Stalking	0	0	0	0
Commercial Sex Acts	0	0	0	0
Involuntary Servitude	0	0	0	0
Crimes Against Property				
Arson	0	0	0	0
Bribery	0	0	0	0
Burglary	8	2	1	0
Counterfeiting/Forgery	3	2	2	0
Destruction/Damage/Vandalism	7	3	1	1
Embezzlement	0	0	0	0
Extortion/Blackmail	0	0	0	0
Fraud - False Pretenses	8	6	4	0
Fraud - Credit Card/ATM	2	2	0	0
Fraud - Impersonation	0	0	0	0
Fraud - Welfare	0	0	0	0
Fraud - Wire	0	0	0	0
Motor Vehicle Theft	1	1	1	0
Robbery	0	0	0	0
Stolen Property Offenses	0	0	0	0
Theft - Pocket-picking	0	0	0	0
Theft - Purse Snatching	0	0	0	0
Theft - Shoplifting	10	9	9	0
Theft From Building	5	4	6	0
Theft From Coin Machine	0	0	0	0
Theft From Motor Vehicle	0	0	0	0
Theft of Motor Vehicle Parts	0	0	0	0
Theft - All Other Larceny	5	4	1	0
Crimes Against Society				
Drug/Narcotic Violations	6	6	0	0
Drug/Narcotic Equipment Violations	3	3	0	0
Gambling - Betting/Wagering	0	0	0	0
Gambling - Operating/Promoting	0	0	0	0
Gambling - Equipment Violations	0	0	0	0
Gambling - Sports Tampering	0	0	0	0
Pornography/Obscene Material	0	0	0	0
Prostitution	0	0	0	0
Prostitution Assisting/Promoting	0	0	0	0
Purchasing Prostitution	0	0	0	0
Weapon Law Violations	0	0	0	0
Total Group A Offenses	81	64	42	1



Tullahoma Police Department - 2014

2013 Population Estimate	18,837
Offense Overview	
Offense Total	1,863
Number Cleared	951
Percent Cleared	51.05 %
Group A Crimes per 100,000 population	9,890.1
Arrest Overview	
Total Arrests	1,057
Adult Arrests	973
Juvenile Arrests	84
Unknown Age	0
Arrests per 100,000 population	5,611.3
Average number offenses/incident	1.15

Domestic Violence Victims		
Offense	Reported	Cleared
Murder	1	1
Aggravated Assault	38	32
Simple Assault	213	179
Intimidation	16	11
Stalking	3	2
Forcible Rape	1	1
Forcible Sodomy	0	0
Sexual Assault W/Object	1	1
Forcible Fondling	1	1
Incest	0	0
Statutory Rape	0	0
Kidnapping/Abduction	4	4
Total	278	232

TIBRS Group B Arrests		
Offense	Adult	Juvenile
Bad Checks	0	0
Curfew/Vagrancy	0	0
Disorderly Conduct	33	2
DUI	59	5
Drunkenness	105	0
Family-Non Violent	0	0
Liquor Law Violations	47	16
Peeping Tom	0	0
Trespass	26	1
All Other Offenses	79	23
Total Group B	349	47

TIBRS Group A Offenses	Offenses		Arrests	
	Reported	Cleared	Adult	Juvenile
Crimes Against Persons				
Murder	1	1	1	0
Negligent Manslaughter	0	0	0	0
Kidnapping/Abduction	4	4	2	0
Forcible Rape	1	1	1	0
Forcible Sodomy	0	0	0	0
Sexual Assault W/Object	1	1	0	0
Forcible Fondling	1	1	0	0
Incest	0	0	0	0
Statutory Rape	2	2	2	0
Aggravated Assault	95	71	38	3
Simple Assault	332	234	140	7
Intimidation	37	22	7	0
Stalking	4	2	2	0
Commercial Sex Acts	0	0	0	0
Involuntary Servitude	0	0	0	0
Crimes Against Property				
Arson	1	1	0	0
Bribery	0	0	0	0
Burglary	141	21	10	1
Counterfeiting/Forgery	39	13	9	0
Destruction/Damage/Vandalism	212	48	18	5
Embezzlement	4	3	2	0
Extortion/Blackmail	0	0	0	0
Fraud - False Pretenses	35	14	8	0
Fraud - Credit Card/ATM	19	3	2	0
Fraud - Impersonation	19	16	11	2
Fraud - Welfare	0	0	0	0
Fraud - Wire	0	0	0	0
Motor Vehicle Theft	35	8	6	1
Robbery	9	5	4	0
Stolen Property Offenses	2	2	1	0
Theft - Pocket-picking	0	0	0	0
Theft - Purse Snatching	0	0	0	0
Theft - Shoplifting	193	157	156	3
Theft From Building	126	35	13	1
Theft From Coin Machine	4	1	0	0
Theft From Motor Vehicle	116	23	10	3
Theft of Motor Vehicle Parts	42	3	0	0
Theft - All Other Larceny	108	16	11	2
Crimes Against Society				
Drug/Narcotic Violations	180	154	137	7
Drug/Narcotic Equipment Violations	76	70	29	2
Gambling - Betting/Wagering	0	0	0	0
Gambling - Operating/Promoting	0	0	0	0
Gambling - Equipment Violations	0	0	0	0
Gambling - Sports Tampering	0	0	0	0
Pornography/Obscene Material	1	0	0	0
Prostitution	0	0	0	0
Prostitution Assisting/Promoting	0	0	0	0
Purchasing Prostitution	0	0	0	0
Weapon Law Violations	23	19	4	0
Total Group A Offenses	1,863	951	624	37



Tusculum Police Department - 2014

2013 Population Estimate	2,662
Offense Overview	
Offense Total	21
Number Cleared	13
Percent Cleared	61.90 %
Group A Crimes per 100,000 population	788.9
Arrest Overview	
Total Arrests	21
Adult Arrests	21
Juvenile Arrests	0
Unknown Age	0
Arrests per 100,000 population	788.9
Average number offenses/incident	1.00

Domestic Violence Victims		
Offense	Reported	Cleared
Murder	0	0
Aggravated Assault	0	0
Simple Assault	4	4
Intimidation	0	0
Stalking	0	0
Forcible Rape	0	0
Forcible Sodomy	0	0
Sexual Assault W/Object	0	0
Forcible Fondling	0	0
Incest	0	0
Statutory Rape	0	0
Kidnapping/Abduction	0	0
Total	4	4

TIBRS Group B Arrests		
Offense	Adult	Juvenile
Bad Checks	0	0
Curfew/Vagrancy	0	0
Disorderly Conduct	0	0
DUI	2	0
Drunkenness	5	0
Family-Non Violent	0	0
Liquor Law Violations	0	0
Peeping Tom	0	0
Trespass	0	0
All Other Offenses	0	0
Total Group B	7	0

TIBRS Group A Offenses	Offenses		Arrests	
	Reported	Cleared	Adult	Juvenile
Crimes Against Persons				
Murder	1	1	1	0
Negligent Manslaughter	0	0	0	0
Kidnapping/Abduction	0	0	0	0
Forcible Rape	0	0	0	0
Forcible Sodomy	0	0	0	0
Sexual Assault W/Object	0	0	0	0
Forcible Fondling	0	0	0	0
Incest	0	0	0	0
Statutory Rape	0	0	0	0
Aggravated Assault	0	0	0	0
Simple Assault	4	4	4	0
Intimidation	0	0	0	0
Stalking	0	0	0	0
Commercial Sex Acts	0	0	0	0
Involuntary Servitude	0	0	0	0
Crimes Against Property				
Arson	0	0	0	0
Bribery	0	0	0	0
Burglary	3	0	0	0
Counterfeiting/Forgery	0	0	0	0
Destruction/Damage/Vandalism	0	0	0	0
Embezzlement	0	0	0	0
Extortion/Blackmail	0	0	0	0
Fraud - False Pretenses	0	0	0	0
Fraud - Credit Card/ATM	0	0	0	0
Fraud - Impersonation	0	0	0	0
Fraud - Welfare	0	0	0	0
Fraud - Wire	0	0	0	0
Motor Vehicle Theft	0	0	0	0
Robbery	0	0	0	0
Stolen Property Offenses	0	0	0	0
Theft - Pocket-picking	0	0	0	0
Theft - Purse Snatching	0	0	0	0
Theft - Shoplifting	0	0	0	0
Theft From Building	4	1	1	0
Theft From Coin Machine	0	0	0	0
Theft From Motor Vehicle	2	0	0	0
Theft of Motor Vehicle Parts	0	0	0	0
Theft - All Other Larceny	1	1	1	0
Crimes Against Society				
Drug/Narcotic Violations	5	5	6	0
Drug/Narcotic Equipment Violations	0	0	0	0
Gambling - Betting/Wagering	0	0	0	0
Gambling - Operating/Promoting	0	0	0	0
Gambling - Equipment Violations	0	0	0	0
Gambling - Sports Tampering	0	0	0	0
Pornography/Obscene Material	0	0	0	0
Prostitution	1	1	1	0
Prostitution Assisting/Promoting	0	0	0	0
Purchasing Prostitution	0	0	0	0
Weapon Law Violations	0	0	0	0
Total Group A Offenses	21	13	14	0



Union City Police Department - 2014

2013 Population Estimate	10,749
Offense Overview	
Offense Total	1,427
Number Cleared	561
Percent Cleared	39.31 %
Group A Crimes per 100,000 population	13,275.7
Arrest Overview	
Total Arrests	839
Adult Arrests	747
Juvenile Arrests	92
Unknown Age	0
Arrests per 100,000 population	7,805.4
Average number offenses/incident	1.10

Domestic Violence Victims		
Offense	Reported	Cleared
Murder	0	0
Aggravated Assault	20	18
Simple Assault	104	84
Intimidation	24	13
Stalking	2	1
Forcible Rape	1	1
Forcible Sodomy	1	1
Sexual Assault W/Object	0	0
Forcible Fondling	8	6
Incest	0	0
Statutory Rape	1	0
Kidnapping/Abduction	1	1
Total	162	125

TIBRS Group B Arrests		
Offense	Adult	Juvenile
Bad Checks	69	0
Curfew/Vagrancy	0	6
Disorderly Conduct	13	3
DUI	33	0
Drunkenness	102	0
Family-Non Violent	0	0
Liquor Law Violations	54	24
Peeping Tom	1	0
Trespass	13	0
All Other Offenses	84	10
Total Group B	369	43

TIBRS Group A Offenses	Offenses		Arrests	
	Reported	Cleared	Adult	Juvenile
Crimes Against Persons				
Murder	0	0	0	0
Negligent Manslaughter	0	0	0	0
Kidnapping/Abduction	3	3	2	0
Forcible Rape	1	1	0	0
Forcible Sodomy	2	2	0	0
Sexual Assault W/Object	0	0	0	0
Forcible Fondling	11	8	3	0
Incest	0	0	0	0
Statutory Rape	1	0	0	0
Aggravated Assault	48	36	30	2
Simple Assault	196	112	63	3
Intimidation	55	24	11	0
Stalking	4	2	0	0
Commercial Sex Acts	0	0	0	0
Involuntary Servitude	0	0	0	0
Crimes Against Property				
Arson	1	0	0	0
Bribery	0	0	0	0
Burglary	126	21	18	1
Counterfeiting/Forgery	28	9	6	0
Destruction/Damage/Vandalism	110	14	7	0
Embezzlement	5	4	4	0
Extortion/Blackmail	0	0	0	0
Fraud - False Pretenses	74	33	20	2
Fraud - Credit Card/ATM	14	5	3	0
Fraud - Impersonation	2	2	1	0
Fraud - Welfare	0	0	0	0
Fraud - Wire	1	0	0	0
Motor Vehicle Theft	14	9	3	5
Robbery	10	3	6	0
Stolen Property Offenses	7	5	2	1
Theft - Pocket-picking	0	0	0	0
Theft - Purse Snatching	0	0	0	0
Theft - Shoplifting	84	53	52	9
Theft From Building	106	23	13	2
Theft From Coin Machine	1	1	1	0
Theft From Motor Vehicle	65	12	8	11
Theft of Motor Vehicle Parts	42	2	1	0
Theft - All Other Larceny	246	18	6	2
Crimes Against Society				
Drug/Narcotic Violations	108	103	105	10
Drug/Narcotic Equipment Violations	44	40	6	0
Gambling - Betting/Wagering	1	0	0	0
Gambling - Operating/Promoting	0	0	0	0
Gambling - Equipment Violations	0	0	0	0
Gambling - Sports Tampering	0	0	0	0
Pornography/Obscene Material	0	0	0	0
Prostitution	0	0	0	0
Prostitution Assisting/Promoting	1	1	0	0
Purchasing Prostitution	0	0	0	0
Weapon Law Violations	16	15	7	1
Total Group A Offenses	1,427	561	378	49



Vonore City Police Department - 2014

2013 Population Estimate	1,484
Offense Overview	
Offense Total	150
Number Cleared	26
Percent Cleared	17.33 %
Group A Crimes per 100,000 population	10,107.8
Arrest Overview	
Total Arrests	44
Adult Arrests	43
Juvenile Arrests	1
Unknown Age	0
Arrests per 100,000 population	2,965.0
Average number offenses/incident	1.05

Domestic Violence Victims		
Offense	Reported	Cleared
Murder	0	0
Aggravated Assault	2	1
Simple Assault	4	2
Intimidation	2	0
Stalking	0	0
Forcible Rape	0	0
Forcible Sodomy	0	0
Sexual Assault W/Object	0	0
Forcible Fondling	0	0
Incest	0	0
Statutory Rape	0	0
Kidnapping/Abduction	0	0
Total	8	3

TIBRS Group B Arrests		
Offense	Adult	Juvenile
Bad Checks	0	0
Curfew/Vagrancy	0	0
Disorderly Conduct	0	0
DUI	7	0
Drunkenness	1	0
Family-Non Violent	0	0
Liquor Law Violations	2	0
Peeping Tom	0	0
Trespass	0	0
All Other Offenses	11	0
Total Group B	21	0

TIBRS Group A Offenses	Offenses		Arrests	
	Reported	Cleared	Adult	Juvenile
Crimes Against Persons				
Murder	0	0	0	0
Negligent Manslaughter	0	0	0	0
Kidnapping/Abduction	0	0	0	0
Forcible Rape	0	0	0	0
Forcible Sodomy	0	0	0	0
Sexual Assault W/Object	0	0	0	0
Forcible Fondling	0	0	0	0
Incest	0	0	0	0
Statutory Rape	0	0	0	0
Aggravated Assault	7	4	1	1
Simple Assault	15	2	2	0
Intimidation	17	0	0	0
Stalking	0	0	0	0
Commercial Sex Acts	0	0	0	0
Involuntary Servitude	0	0	0	0
Crimes Against Property				
Arson	0	0	0	0
Bribery	0	0	0	0
Burglary	6	1	1	0
Counterfeiting/Forgery	1	0	0	0
Destruction/Damage/Vandalism	30	3	2	0
Embezzlement	0	0	0	0
Extortion/Blackmail	0	0	0	0
Fraud - False Pretenses	1	0	0	0
Fraud - Credit Card/ATM	0	0	0	0
Fraud - Impersonation	0	0	0	0
Fraud - Welfare	0	0	0	0
Fraud - Wire	0	0	0	0
Motor Vehicle Theft	2	1	1	0
Robbery	1	0	0	0
Stolen Property Offenses	0	0	0	0
Theft - Pocket-picking	1	0	0	0
Theft - Purse Snatching	0	0	0	0
Theft - Shoplifting	6	1	1	0
Theft From Building	16	0	0	0
Theft From Coin Machine	0	0	0	0
Theft From Motor Vehicle	7	0	0	0
Theft of Motor Vehicle Parts	3	0	0	0
Theft - All Other Larceny	20	0	0	0
Crimes Against Society				
Drug/Narcotic Violations	6	5	5	0
Drug/Narcotic Equipment Violations	11	9	9	0
Gambling - Betting/Wagering	0	0	0	0
Gambling - Operating/Promoting	0	0	0	0
Gambling - Equipment Violations	0	0	0	0
Gambling - Sports Tampering	0	0	0	0
Pornography/Obscene Material	0	0	0	0
Prostitution	0	0	0	0
Prostitution Assisting/Promoting	0	0	0	0
Purchasing Prostitution	0	0	0	0
Weapon Law Violations	0	0	0	0
Total Group A Offenses	150	26	22	1



Wartburg Police Department - 2014

2013 Population Estimate	914
Offense Overview	
Offense Total	35
Number Cleared	30
Percent Cleared	85.71 %
Group A Crimes per 100,000 population	3,829.3
Arrest Overview	
Total Arrests	41
Adult Arrests	41
Juvenile Arrests	0
Unknown Age	0
Arrests per 100,000 population	4,485.8
Average number offenses/incident	1.03

Domestic Violence Victims		
Offense	Reported	Cleared
Murder	0	0
Aggravated Assault	0	0
Simple Assault	0	0
Intimidation	1	1
Stalking	0	0
Forcible Rape	0	0
Forcible Sodomy	0	0
Sexual Assault W/Object	0	0
Forcible Fondling	0	0
Incest	0	0
Statutory Rape	0	0
Kidnapping/Abduction	0	0
Total	1	1

TIBRS Group B Arrests		
Offense	Adult	Juvenile
Bad Checks	0	0
Curfew/Vagrancy	0	0
Disorderly Conduct	2	0
DUI	6	0
Drunkenness	0	0
Family-Non Violent	0	0
Liquor Law Violations	0	0
Peeping Tom	0	0
Trespass	1	0
All Other Offenses	0	0
Total Group B	9	0

TIBRS Group A Offenses	Offenses		Arrests	
	Reported	Cleared	Adult	Juvenile
Crimes Against Persons				
Murder	0	0	0	0
Negligent Manslaughter	0	0	0	0
Kidnapping/Abduction	0	0	0	0
Forcible Rape	0	0	0	0
Forcible Sodomy	0	0	0	0
Sexual Assault W/Object	0	0	0	0
Forcible Fondling	0	0	0	0
Incest	0	0	0	0
Statutory Rape	0	0	0	0
Aggravated Assault	0	0	0	0
Simple Assault	3	2	2	0
Intimidation	1	1	1	0
Stalking	0	0	0	0
Commercial Sex Acts	0	0	0	0
Involuntary Servitude	0	0	0	0
Crimes Against Property				
Arson	0	0	0	0
Bribery	0	0	0	0
Burglary	0	0	0	0
Counterfeiting/Forgery	0	0	0	0
Destruction/Damage/Vandalism	0	0	0	0
Embezzlement	0	0	0	0
Extortion/Blackmail	0	0	0	0
Fraud - False Pretenses	0	0	0	0
Fraud - Credit Card/ATM	0	0	0	0
Fraud - Impersonation	0	0	0	0
Fraud - Welfare	0	0	0	0
Fraud - Wire	0	0	0	0
Motor Vehicle Theft	1	0	0	0
Robbery	0	0	0	0
Stolen Property Offenses	1	0	0	0
Theft - Pocket-picking	0	0	0	0
Theft - Purse Snatching	0	0	0	0
Theft - Shoplifting	1	1	1	0
Theft From Building	3	1	1	0
Theft From Coin Machine	0	0	0	0
Theft From Motor Vehicle	0	0	0	0
Theft of Motor Vehicle Parts	0	0	0	0
Theft - All Other Larceny	0	0	0	0
Crimes Against Society				
Drug/Narcotic Violations	20	20	22	0
Drug/Narcotic Equipment Violations	5	5	5	0
Gambling - Betting/Wagering	0	0	0	0
Gambling - Operating/Promoting	0	0	0	0
Gambling - Equipment Violations	0	0	0	0
Gambling - Sports Tampering	0	0	0	0
Pornography/Obscene Material	0	0	0	0
Prostitution	0	0	0	0
Prostitution Assisting/Promoting	0	0	0	0
Purchasing Prostitution	0	0	0	0
Weapon Law Violations	0	0	0	0
Total Group A Offenses	35	30	32	0



Wartrace Police Department - 2014

2013 Population Estimate	647
Offense Overview	
Offense Total	7
Number Cleared	0
Percent Cleared	0.00 %
Group A Crimes per 100,000 population	1,081.9
Arrest Overview	
Total Arrests	1
Adult Arrests	1
Juvenile Arrests	0
Unknown Age	0
Arrests per 100,000 population	154.6
Average number offenses/incident	1.00

Domestic Violence Victims		
Offense	Reported	Cleared
Murder	0	0
Aggravated Assault	0	0
Simple Assault	0	0
Intimidation	0	0
Stalking	0	0
Forcible Rape	0	0
Forcible Sodomy	0	0
Sexual Assault W/Object	0	0
Forcible Fondling	0	0
Incest	0	0
Statutory Rape	0	0
Kidnapping/Abduction	0	0
Total	0	0

TIBRS Group B Arrests		
Offense	Adult	Juvenile
Bad Checks	0	0
Curfew/Vagrancy	0	0
Disorderly Conduct	0	0
DUI	0	0
Drunkenness	1	0
Family-Non Violent	0	0
Liquor Law Violations	0	0
Peeping Tom	0	0
Trespass	0	0
All Other Offenses	0	0
Total Group B	1	0

	Offenses		Arrests	
	Reported	Cleared	Adult	Juvenile
TIBRS Group A Offenses				
Crimes Against Persons				
Murder	0	0	0	0
Negligent Manslaughter	0	0	0	0
Kidnapping/Abduction	0	0	0	0
Forcible Rape	0	0	0	0
Forcible Sodomy	0	0	0	0
Sexual Assault W/Object	0	0	0	0
Forcible Fondling	0	0	0	0
Incest	0	0	0	0
Statutory Rape	0	0	0	0
Aggravated Assault	0	0	0	0
Simple Assault	1	0	0	0
Intimidation	1	0	0	0
Stalking	0	0	0	0
Commercial Sex Acts	0	0	0	0
Involuntary Servitude	0	0	0	0
Crimes Against Property				
Arson	0	0	0	0
Bribery	0	0	0	0
Burglary	0	0	0	0
Counterfeiting/Forgery	0	0	0	0
Destruction/Damage/Vandalism	2	0	0	0
Embezzlement	0	0	0	0
Extortion/Blackmail	0	0	0	0
Fraud - False Pretenses	0	0	0	0
Fraud - Credit Card/ATM	0	0	0	0
Fraud - Impersonation	0	0	0	0
Fraud - Welfare	0	0	0	0
Fraud - Wire	0	0	0	0
Motor Vehicle Theft	0	0	0	0
Robbery	0	0	0	0
Stolen Property Offenses	0	0	0	0
Theft - Pocket-picking	0	0	0	0
Theft - Purse Snatching	0	0	0	0
Theft - Shoplifting	0	0	0	0
Theft From Building	0	0	0	0
Theft From Coin Machine	0	0	0	0
Theft From Motor Vehicle	0	0	0	0
Theft of Motor Vehicle Parts	0	0	0	0
Theft - All Other Larceny	3	0	0	0
Crimes Against Society				
Drug/Narcotic Violations	0	0	0	0
Drug/Narcotic Equipment Violations	0	0	0	0
Gambling - Betting/Wagering	0	0	0	0
Gambling - Operating/Promoting	0	0	0	0
Gambling - Equipment Violations	0	0	0	0
Gambling - Sports Tampering	0	0	0	0
Pornography/Obscene Material	0	0	0	0
Prostitution	0	0	0	0
Prostitution Assisting/Promoting	0	0	0	0
Purchasing Prostitution	0	0	0	0
Weapon Law Violations	0	0	0	0
Total Group A Offenses	7	0	0	0



Watauga Police Department - 2014

2013 Population Estimate	454
Offense Overview	
Offense Total	3
Number Cleared	0
Percent Cleared	0.00 %
Group A Crimes per 100,000 population	660.8
Arrest Overview	
Total Arrests	0
Adult Arrests	0
Juvenile Arrests	0
Unknown Age	0
Arrests per 100,000 population	0.0
Average number offenses/incident	1.00

Domestic Violence Victims		
Offense	Reported	Cleared
Murder	0	0
Aggravated Assault	0	0
Simple Assault	0	0
Intimidation	0	0
Stalking	0	0
Forcible Rape	0	0
Forcible Sodomy	0	0
Sexual Assault W/Object	0	0
Forcible Fondling	0	0
Incest	0	0
Statutory Rape	0	0
Kidnapping/Abduction	0	0
Total	0	0

TIBRS Group B Arrests		
Offense	Adult	Juvenile
Bad Checks	0	0
Curfew/Vagrancy	0	0
Disorderly Conduct	0	0
DUI	0	0
Drunkenness	0	0
Family-Non Violent	0	0
Liquor Law Violations	0	0
Peeping Tom	0	0
Trespass	0	0
All Other Offenses	0	0
Total Group B	0	0

TIBRS Group A Offenses	Offenses		Arrests	
	Reported	Cleared	Adult	Juvenile
Crimes Against Persons				
Murder	0	0	0	0
Negligent Manslaughter	0	0	0	0
Kidnapping/Abduction	0	0	0	0
Forcible Rape	0	0	0	0
Forcible Sodomy	0	0	0	0
Sexual Assault W/Object	0	0	0	0
Forcible Fondling	0	0	0	0
Incest	0	0	0	0
Statutory Rape	0	0	0	0
Aggravated Assault	0	0	0	0
Simple Assault	0	0	0	0
Intimidation	0	0	0	0
Stalking	0	0	0	0
Commercial Sex Acts	0	0	0	0
Involuntary Servitude	0	0	0	0
Crimes Against Property				
Arson	0	0	0	0
Bribery	0	0	0	0
Burglary	1	0	0	0
Counterfeiting/Forgery	0	0	0	0
Destruction/Damage/Vandalism	1	0	0	0
Embezzlement	0	0	0	0
Extortion/Blackmail	0	0	0	0
Fraud - False Pretenses	0	0	0	0
Fraud - Credit Card/ATM	0	0	0	0
Fraud - Impersonation	0	0	0	0
Fraud - Welfare	0	0	0	0
Fraud - Wire	0	0	0	0
Motor Vehicle Theft	0	0	0	0
Robbery	0	0	0	0
Stolen Property Offenses	0	0	0	0
Theft - Pocket-picking	0	0	0	0
Theft - Purse Snatching	0	0	0	0
Theft - Shoplifting	0	0	0	0
Theft From Building	0	0	0	0
Theft From Coin Machine	0	0	0	0
Theft From Motor Vehicle	0	0	0	0
Theft of Motor Vehicle Parts	0	0	0	0
Theft - All Other Larceny	1	0	0	0
Crimes Against Society				
Drug/Narcotic Violations	0	0	0	0
Drug/Narcotic Equipment Violations	0	0	0	0
Gambling - Betting/Wagering	0	0	0	0
Gambling - Operating/Promoting	0	0	0	0
Gambling - Equipment Violations	0	0	0	0
Gambling - Sports Tampering	0	0	0	0
Pornography/Obscene Material	0	0	0	0
Prostitution	0	0	0	0
Prostitution Assisting/Promoting	0	0	0	0
Purchasing Prostitution	0	0	0	0
Weapon Law Violations	0	0	0	0
Total Group A Offenses	3	0	0	0



Watertown Police Department - 2014

2013 Population Estimate	1,501
Offense Overview	
Offense Total	70
Number Cleared	13
Percent Cleared	18.57 %
Group A Crimes per 100,000 population	4,663.6
Arrest Overview	
Total Arrests	25
Adult Arrests	20
Juvenile Arrests	5
Unknown Age	0
Arrests per 100,000 population	1,665.6
Average number offenses/incident	1.06

Domestic Violence Victims		
Offense	Reported	Cleared
Murder	0	0
Aggravated Assault	4	1
Simple Assault	6	2
Intimidation	4	0
Stalking	0	0
Forcible Rape	0	0
Forcible Sodomy	0	0
Sexual Assault W/Object	0	0
Forcible Fondling	0	0
Incest	0	0
Statutory Rape	0	0
Kidnapping/Abduction	0	0
Total	14	3

TIBRS Group B Arrests		
Offense	Adult	Juvenile
Bad Checks	0	0
Curfew/Vagrancy	0	1
Disorderly Conduct	1	1
DUI	4	0
Drunkenness	0	0
Family-Non Violent	2	0
Liquor Law Violations	1	0
Peeping Tom	0	0
Trespass	1	0
All Other Offenses	2	1
Total Group B	11	3

TIBRS Group A Offenses	Offenses		Arrests	
	Reported	Cleared	Adult	Juvenile
Crimes Against Persons				
Murder	0	0	0	0
Negligent Manslaughter	0	0	0	0
Kidnapping/Abduction	1	1	0	0
Forcible Rape	1	0	0	0
Forcible Sodomy	0	0	0	0
Sexual Assault W/Object	0	0	0	0
Forcible Fondling	2	0	0	0
Incest	0	0	0	0
Statutory Rape	0	0	0	0
Aggravated Assault	5	1	1	0
Simple Assault	14	7	4	2
Intimidation	11	0	0	0
Stalking	1	0	0	0
Commercial Sex Acts	0	0	0	0
Involuntary Servitude	0	0	0	0
Crimes Against Property				
Arson	2	0	0	0
Bribery	0	0	0	0
Burglary	5	1	1	0
Counterfeiting/Forgery	0	0	0	0
Destruction/Damage/Vandalism	6	0	0	0
Embezzlement	0	0	0	0
Extortion/Blackmail	0	0	0	0
Fraud - False Pretenses	3	0	0	0
Fraud - Credit Card/ATM	1	0	0	0
Fraud - Impersonation	3	0	0	0
Fraud - Welfare	0	0	0	0
Fraud - Wire	1	0	0	0
Motor Vehicle Theft	0	0	0	0
Robbery	0	0	0	0
Stolen Property Offenses	0	0	0	0
Theft - Pocket-picking	0	0	0	0
Theft - Purse Snatching	0	0	0	0
Theft - Shoplifting	0	0	0	0
Theft From Building	6	1	1	0
Theft From Coin Machine	0	0	0	0
Theft From Motor Vehicle	5	0	0	0
Theft of Motor Vehicle Parts	0	0	0	0
Theft - All Other Larceny	1	0	0	0
Crimes Against Society				
Drug/Narcotic Violations	2	2	2	0
Drug/Narcotic Equipment Violations	0	0	0	0
Gambling - Betting/Wagering	0	0	0	0
Gambling - Operating/Promoting	0	0	0	0
Gambling - Equipment Violations	0	0	0	0
Gambling - Sports Tampering	0	0	0	0
Pornography/Obscene Material	0	0	0	0
Prostitution	0	0	0	0
Prostitution Assisting/Promoting	0	0	0	0
Purchasing Prostitution	0	0	0	0
Weapon Law Violations	0	0	0	0
Total Group A Offenses	70	13	9	2



Waverly Police Department - 2014

2013 Population Estimate	4,127
Offense Overview	
Offense Total	296
Number Cleared	224
Percent Cleared	75.68 %
Group A Crimes per 100,000 population	7,172.3
Arrest Overview	
Total Arrests	256
Adult Arrests	228
Juvenile Arrests	28
Unknown Age	0
Arrests per 100,000 population	6,203.1
Average number offenses/incident	1.23

Domestic Violence Victims		
Offense	Reported	Cleared
Murder	0	0
Aggravated Assault	2	2
Simple Assault	29	26
Intimidation	1	1
Stalking	0	0
Forcible Rape	1	0
Forcible Sodomy	0	0
Sexual Assault W/Object	1	1
Forcible Fondling	0	0
Incest	0	0
Statutory Rape	0	0
Kidnapping/Abduction	1	1
Total	35	31

TIBRS Group B Arrests		
Offense	Adult	Juvenile
Bad Checks	0	0
Curfew/Vagrancy	0	0
Disorderly Conduct	2	0
DUI	9	0
Drunkenness	12	0
Family-Non Violent	0	0
Liquor Law Violations	11	12
Peeping Tom	0	0
Trespass	1	0
All Other Offenses	43	10
Total Group B	78	22

TIBRS Group A Offenses	Offenses		Arrests	
	Reported	Cleared	Adult	Juvenile
Crimes Against Persons				
Murder	0	0	0	0
Negligent Manslaughter	0	0	0	0
Kidnapping/Abduction	1	1	1	0
Forcible Rape	2	1	1	0
Forcible Sodomy	0	0	0	0
Sexual Assault W/Object	1	1	0	0
Forcible Fondling	0	0	0	0
Incest	0	0	0	0
Statutory Rape	0	0	0	0
Aggravated Assault	3	3	2	0
Simple Assault	40	37	23	2
Intimidation	4	4	3	0
Stalking	0	0	0	0
Commercial Sex Acts	0	0	0	0
Involuntary Servitude	0	0	0	0
Crimes Against Property				
Arson	1	0	0	0
Bribery	0	0	0	0
Burglary	14	7	5	2
Counterfeiting/Forgery	11	3	2	0
Destruction/Damage/Vandalism	14	8	3	0
Embezzlement	0	0	0	0
Extortion/Blackmail	0	0	0	0
Fraud - False Pretenses	10	6	3	0
Fraud - Credit Card/ATM	14	5	3	0
Fraud - Impersonation	2	1	1	0
Fraud - Welfare	0	0	0	0
Fraud - Wire	0	0	0	0
Motor Vehicle Theft	2	0	0	0
Robbery	1	1	3	0
Stolen Property Offenses	1	1	2	0
Theft - Pocket-picking	0	0	0	0
Theft - Purse Snatching	0	0	0	0
Theft - Shoplifting	19	17	18	0
Theft From Building	12	5	2	0
Theft From Coin Machine	0	0	0	0
Theft From Motor Vehicle	4	0	0	0
Theft of Motor Vehicle Parts	1	1	1	0
Theft - All Other Larceny	16	5	0	0
Crimes Against Society				
Drug/Narcotic Violations	81	75	60	2
Drug/Narcotic Equipment Violations	42	42	17	0
Gambling - Betting/Wagering	0	0	0	0
Gambling - Operating/Promoting	0	0	0	0
Gambling - Equipment Violations	0	0	0	0
Gambling - Sports Tampering	0	0	0	0
Pornography/Obscene Material	0	0	0	0
Prostitution	0	0	0	0
Prostitution Assisting/Promoting	0	0	0	0
Purchasing Prostitution	0	0	0	0
Weapon Law Violations	0	0	0	0
Total Group A Offenses	296	224	150	6



Waynesboro Police Department - 2014

2013 Population Estimate	2,436
Offense Overview	
Offense Total	120
Number Cleared	94
Percent Cleared	78.33 %
Group A Crimes per 100,000 population	4,926.1
Arrest Overview	
Total Arrests	97
Adult Arrests	87
Juvenile Arrests	10
Unknown Age	0
Arrests per 100,000 population	3,981.9
Average number offenses/incident	1.08

Domestic Violence Victims		
Offense	Reported	Cleared
Murder	0	0
Aggravated Assault	1	1
Simple Assault	16	16
Intimidation	1	1
Stalking	0	0
Forcible Rape	0	0
Forcible Sodomy	0	0
Sexual Assault W/Object	0	0
Forcible Fondling	0	0
Incest	0	0
Statutory Rape	0	0
Kidnapping/Abduction	0	0
Total	18	18

TIBRS Group B Arrests		
Offense	Adult	Juvenile
Bad Checks	0	0
Curfew/Vagrancy	0	0
Disorderly Conduct	5	1
DUI	10	0
Drunkenness	10	0
Family-Non Violent	0	0
Liquor Law Violations	0	0
Peeping Tom	0	0
Trespass	0	0
All Other Offenses	7	4
Total Group B	32	5

TIBRS Group A Offenses	Offenses		Arrests	
	Reported	Cleared	Adult	Juvenile
Crimes Against Persons				
Murder	0	0	0	0
Negligent Manslaughter	0	0	0	0
Kidnapping/Abduction	0	0	0	0
Forcible Rape	0	0	0	0
Forcible Sodomy	0	0	0	0
Sexual Assault W/Object	0	0	0	0
Forcible Fondling	0	0	0	0
Incest	0	0	0	0
Statutory Rape	0	0	0	0
Aggravated Assault	3	3	3	0
Simple Assault	18	18	16	0
Intimidation	1	1	0	0
Stalking	0	0	0	0
Commercial Sex Acts	0	0	0	0
Involuntary Servitude	0	0	0	0
Crimes Against Property				
Arson	0	0	0	0
Bribery	0	0	0	0
Burglary	2	1	0	0
Counterfeiting/Forgery	34	30	1	0
Destruction/Damage/Vandalism	9	6	3	2
Embezzlement	0	0	0	0
Extortion/Blackmail	0	0	0	0
Fraud - False Pretenses	0	0	0	0
Fraud - Credit Card/ATM	3	0	0	0
Fraud - Impersonation	2	1	1	0
Fraud - Welfare	0	0	0	0
Fraud - Wire	0	0	0	0
Motor Vehicle Theft	1	1	0	2
Robbery	0	0	0	0
Stolen Property Offenses	0	0	0	0
Theft - Pocket-picking	0	0	0	0
Theft - Purse Snatching	0	0	0	0
Theft - Shoplifting	7	7	7	0
Theft From Building	5	1	1	0
Theft From Coin Machine	0	0	0	0
Theft From Motor Vehicle	5	0	0	0
Theft of Motor Vehicle Parts	0	0	0	0
Theft - All Other Larceny	11	7	5	0
Crimes Against Society				
Drug/Narcotic Violations	13	12	13	1
Drug/Narcotic Equipment Violations	4	4	3	0
Gambling - Betting/Wagering	0	0	0	0
Gambling - Operating/Promoting	0	0	0	0
Gambling - Equipment Violations	0	0	0	0
Gambling - Sports Tampering	0	0	0	0
Pornography/Obscene Material	0	0	0	0
Prostitution	0	0	0	0
Prostitution Assisting/Promoting	0	0	0	0
Purchasing Prostitution	0	0	0	0
Weapon Law Violations	2	2	2	0
Total Group A Offenses	120	94	55	5



Westmoreland Police Department - 2014

2013 Population Estimate	2,253
Offense Overview	
Offense Total	150
Number Cleared	52
Percent Cleared	34.67 %
Group A Crimes per 100,000 population	6,657.8
Arrest Overview	
Total Arrests	63
Adult Arrests	61
Juvenile Arrests	2
Unknown Age	0
Arrests per 100,000 population	2,796.3
Average number offenses/incident	1.15

Domestic Violence Victims		
Offense	Reported	Cleared
Murder	0	0
Aggravated Assault	2	2
Simple Assault	10	7
Intimidation	10	3
Stalking	4	3
Forcible Rape	0	0
Forcible Sodomy	0	0
Sexual Assault W/Object	0	0
Forcible Fondling	0	0
Incest	0	0
Statutory Rape	0	0
Kidnapping/Abduction	0	0
Total	26	15

TIBRS Group B Arrests		
Offense	Adult	Juvenile
Bad Checks	1	0
Curfew/Vagrancy	0	0
Disorderly Conduct	1	0
DUI	5	0
Drunkenness	3	0
Family-Non Violent	0	0
Liquor Law Violations	2	0
Peeping Tom	0	0
Trespass	2	0
All Other Offenses	7	0
Total Group B	21	0

TIBRS Group A Offenses	Offenses		Arrests	
	Reported	Cleared	Adult	Juvenile
Crimes Against Persons				
Murder	0	0	0	0
Negligent Manslaughter	0	0	0	0
Kidnapping/Abduction	0	0	0	0
Forcible Rape	0	0	0	0
Forcible Sodomy	0	0	0	0
Sexual Assault W/Object	0	0	0	0
Forcible Fondling	0	0	0	0
Incest	0	0	0	0
Statutory Rape	0	0	0	0
Aggravated Assault	7	5	5	0
Simple Assault	20	10	8	1
Intimidation	19	3	2	1
Stalking	4	3	3	0
Commercial Sex Acts	0	0	0	0
Involuntary Servitude	0	0	0	0
Crimes Against Property				
Arson	0	0	0	0
Bribery	0	0	0	0
Burglary	5	1	1	0
Counterfeiting/Forgery	3	1	1	0
Destruction/Damage/Vandalism	21	2	2	0
Embezzlement	0	0	0	0
Extortion/Blackmail	0	0	0	0
Fraud - False Pretenses	2	0	0	0
Fraud - Credit Card/ATM	2	0	0	0
Fraud - Impersonation	1	0	0	0
Fraud - Welfare	0	0	0	0
Fraud - Wire	0	0	0	0
Motor Vehicle Theft	1	0	0	0
Robbery	1	1	1	0
Stolen Property Offenses	0	0	0	0
Theft - Pocket-picking	0	0	0	0
Theft - Purse Snatching	0	0	0	0
Theft - Shoplifting	9	5	5	0
Theft From Building	13	1	1	0
Theft From Coin Machine	0	0	0	0
Theft From Motor Vehicle	6	2	2	0
Theft of Motor Vehicle Parts	3	0	0	0
Theft - All Other Larceny	7	0	0	0
Crimes Against Society				
Drug/Narcotic Violations	12	8	6	0
Drug/Narcotic Equipment Violations	13	9	3	0
Gambling - Betting/Wagering	0	0	0	0
Gambling - Operating/Promoting	0	0	0	0
Gambling - Equipment Violations	0	0	0	0
Gambling - Sports Tampering	0	0	0	0
Pornography/Obscene Material	0	0	0	0
Prostitution	0	0	0	0
Prostitution Assisting/Promoting	0	0	0	0
Purchasing Prostitution	0	0	0	0
Weapon Law Violations	1	1	0	0
Total Group A Offenses	150	52	40	2



White Bluff Police Department - 2014

2013 Population Estimate	3,301
Offense Overview	
Offense Total	121
Number Cleared	36
Percent Cleared	29.75 %
Group A Crimes per 100,000 population	3,665.6
Arrest Overview	
Total Arrests	132
Adult Arrests	128
Juvenile Arrests	4
Unknown Age	0
Arrests per 100,000 population	3,998.8
Average number offenses/incident	1.10

Domestic Violence Victims		
Offense	Reported	Cleared
Murder	0	0
Aggravated Assault	2	1
Simple Assault	17	8
Intimidation	2	0
Stalking	2	1
Forcible Rape	0	0
Forcible Sodomy	0	0
Sexual Assault W/Object	0	0
Forcible Fondling	3	0
Incest	0	0
Statutory Rape	0	0
Kidnapping/Abduction	0	0
Total	26	10

TIBRS Group B Arrests		
Offense	Adult	Juvenile
Bad Checks	4	0
Curfew/Vagrancy	0	0
Disorderly Conduct	1	0
DUI	13	0
Drunkenness	4	0
Family-Non Violent	2	1
Liquor Law Violations	0	0
Peeping Tom	0	0
Trespass	0	0
All Other Offenses	77	3
Total Group B	101	4

TIBRS Group A Offenses	Offenses		Arrests	
	Reported	Cleared	Adult	Juvenile
Crimes Against Persons				
Murder	0	0	0	0
Negligent Manslaughter	0	0	0	0
Kidnapping/Abduction	0	0	0	0
Forcible Rape	1	0	0	0
Forcible Sodomy	0	0	0	0
Sexual Assault W/Object	0	0	0	0
Forcible Fondling	3	0	0	0
Incest	0	0	0	0
Statutory Rape	0	0	0	0
Aggravated Assault	6	2	2	0
Simple Assault	25	10	8	0
Intimidation	3	0	0	0
Stalking	2	1	1	0
Commercial Sex Acts	0	0	0	0
Involuntary Servitude	0	0	0	0
Crimes Against Property				
Arson	1	1	0	0
Bribery	0	0	0	0
Burglary	6	2	2	0
Counterfeiting/Forgery	0	0	0	0
Destruction/Damage/Vandalism	8	1	0	0
Embezzlement	0	0	0	0
Extortion/Blackmail	0	0	0	0
Fraud - False Pretenses	1	0	0	0
Fraud - Credit Card/ATM	2	0	0	0
Fraud - Impersonation	0	0	0	0
Fraud - Welfare	0	0	0	0
Fraud - Wire	0	0	0	0
Motor Vehicle Theft	5	1	0	0
Robbery	0	0	0	0
Stolen Property Offenses	3	1	1	0
Theft - Pocket-picking	0	0	0	0
Theft - Purse Snatching	0	0	0	0
Theft - Shoplifting	6	3	4	0
Theft From Building	12	1	1	0
Theft From Coin Machine	0	0	0	0
Theft From Motor Vehicle	10	0	0	0
Theft of Motor Vehicle Parts	1	0	0	0
Theft - All Other Larceny	13	2	0	0
Crimes Against Society				
Drug/Narcotic Violations	9	7	6	0
Drug/Narcotic Equipment Violations	2	2	1	0
Gambling - Betting/Wagering	0	0	0	0
Gambling - Operating/Promoting	0	0	0	0
Gambling - Equipment Violations	0	0	0	0
Gambling - Sports Tampering	0	0	0	0
Pornography/Obscene Material	0	0	0	0
Prostitution	0	0	0	0
Prostitution Assisting/Promoting	0	0	0	0
Purchasing Prostitution	0	0	0	0
Weapon Law Violations	2	2	1	0
Total Group A Offenses	121	36	27	0



White House Police Department - 2014

2013 Population Estimate	10,752
Offense Overview	
Offense Total	667
Number Cleared	331
Percent Cleared	49.63 %
Group A Crimes per 100,000 population	6,203.5
Arrest Overview	
Total Arrests	363
Adult Arrests	306
Juvenile Arrests	57
Unknown Age	0
Arrests per 100,000 population	3,376.1
Average number offenses/incident	1.17

Domestic Violence Victims		
Offense	Reported	Cleared
Murder	0	0
Aggravated Assault	8	4
Simple Assault	61	38
Intimidation	11	4
Stalking	1	0
Forcible Rape	1	0
Forcible Sodomy	1	0
Sexual Assault W/Object	0	0
Forcible Fondling	5	2
Incest	0	0
Statutory Rape	0	0
Kidnapping/Abduction	0	0
Total	88	48

TIBRS Group B Arrests		
Offense	Adult	Juvenile
Bad Checks	0	0
Curfew/Vagrancy	0	2
Disorderly Conduct	3	0
DUI	33	0
Drunkenness	19	0
Family-Non Violent	0	2
Liquor Law Violations	12	11
Peeping Tom	0	0
Trespass	5	0
All Other Offenses	13	12
Total Group B	85	27

TIBRS Group A Offenses	Offenses		Arrests	
	Reported	Cleared	Adult	Juvenile
Crimes Against Persons				
Murder	0	0	0	0
Negligent Manslaughter	0	0	0	0
Kidnapping/Abduction	0	0	0	0
Forcible Rape	2	0	0	0
Forcible Sodomy	2	0	0	0
Sexual Assault W/Object	0	0	0	0
Forcible Fondling	9	4	1	2
Incest	0	0	0	0
Statutory Rape	0	0	0	0
Aggravated Assault	15	5	4	0
Simple Assault	97	68	36	7
Intimidation	45	17	2	0
Stalking	2	0	0	0
Commercial Sex Acts	0	0	0	0
Involuntary Servitude	0	0	0	0
Crimes Against Property				
Arson	2	0	0	0
Bribery	0	0	0	0
Burglary	26	3	1	0
Counterfeiting/Forgery	18	7	5	0
Destruction/Damage/Vandalism	56	9	3	0
Embezzlement	11	8	6	0
Extortion/Blackmail	0	0	0	0
Fraud - False Pretenses	18	6	4	0
Fraud - Credit Card/ATM	40	2	0	0
Fraud - Impersonation	4	2	2	0
Fraud - Welfare	0	0	0	0
Fraud - Wire	0	0	0	0
Motor Vehicle Theft	7	4	3	0
Robbery	0	0	0	0
Stolen Property Offenses	0	0	0	0
Theft - Pocket-picking	0	0	0	0
Theft - Purse Snatching	0	0	0	0
Theft - Shoplifting	81	63	71	7
Theft From Building	42	10	4	1
Theft From Coin Machine	1	0	0	0
Theft From Motor Vehicle	32	0	0	0
Theft of Motor Vehicle Parts	5	0	0	0
Theft - All Other Larceny	30	3	0	1
Crimes Against Society				
Drug/Narcotic Violations	61	60	58	12
Drug/Narcotic Equipment Violations	58	57	18	0
Gambling - Betting/Wagering	0	0	0	0
Gambling - Operating/Promoting	0	0	0	0
Gambling - Equipment Violations	0	0	0	0
Gambling - Sports Tampering	0	0	0	0
Pornography/Obscene Material	0	0	0	0
Prostitution	1	1	1	0
Prostitution Assisting/Promoting	0	0	0	0
Purchasing Prostitution	0	0	0	0
Weapon Law Violations	2	2	2	0
Total Group A Offenses	667	331	221	30



White Pine Police Department - 2014

2013 Population Estimate	2,230
Offense Overview	
Offense Total	184
Number Cleared	93
Percent Cleared	50.54 %
Group A Crimes per 100,000 population	8,251.1
Arrest Overview	
Total Arrests	122
Adult Arrests	117
Juvenile Arrests	5
Unknown Age	0
Arrests per 100,000 population	5,470.9
Average number offenses/incident	1.17

Domestic Violence Victims		
Offense	Reported	Cleared
Murder	0	0
Aggravated Assault	6	5
Simple Assault	8	7
Intimidation	0	0
Stalking	0	0
Forcible Rape	0	0
Forcible Sodomy	0	0
Sexual Assault W/Object	0	0
Forcible Fondling	0	0
Incest	0	0
Statutory Rape	0	0
Kidnapping/Abduction	0	0
Total	14	12

TIBRS Group B Arrests		
Offense	Adult	Juvenile
Bad Checks	0	0
Curfew/Vagrancy	0	0
Disorderly Conduct	0	0
DUI	14	0
Drunkenness	8	0
Family-Non Violent	0	0
Liquor Law Violations	0	0
Peeping Tom	0	0
Trespass	8	0
All Other Offenses	6	0
Total Group B	36	0

TIBRS Group A Offenses	Offenses		Arrests	
	Reported	Cleared	Adult	Juvenile
Crimes Against Persons				
Murder	0	0	0	0
Negligent Manslaughter	0	0	0	0
Kidnapping/Abduction	0	0	0	0
Forcible Rape	0	0	0	0
Forcible Sodomy	0	0	0	0
Sexual Assault W/Object	0	0	0	0
Forcible Fondling	0	0	0	0
Incest	0	0	0	0
Statutory Rape	0	0	0	0
Aggravated Assault	7	5	3	2
Simple Assault	17	8	7	1
Intimidation	0	0	0	0
Stalking	0	0	0	0
Commercial Sex Acts	0	0	0	0
Involuntary Servitude	0	0	0	0
Crimes Against Property				
Arson	0	0	0	0
Bribery	0	0	0	0
Burglary	5	1	1	0
Counterfeiting/Forgery	6	2	2	0
Destruction/Damage/Vandalism	21	6	2	2
Embezzlement	0	0	0	0
Extortion/Blackmail	0	0	0	0
Fraud - False Pretenses	0	0	0	0
Fraud - Credit Card/ATM	5	2	3	0
Fraud - Impersonation	3	1	1	0
Fraud - Welfare	0	0	0	0
Fraud - Wire	0	0	0	0
Motor Vehicle Theft	2	0	0	0
Robbery	0	0	0	0
Stolen Property Offenses	0	0	0	0
Theft - Pocket-picking	0	0	0	0
Theft - Purse Snatching	0	0	0	0
Theft - Shoplifting	29	18	18	0
Theft From Building	16	6	7	0
Theft From Coin Machine	0	0	0	0
Theft From Motor Vehicle	9	0	0	0
Theft of Motor Vehicle Parts	3	0	0	0
Theft - All Other Larceny	22	7	9	0
Crimes Against Society				
Drug/Narcotic Violations	21	20	22	0
Drug/Narcotic Equipment Violations	15	14	6	0
Gambling - Betting/Wagering	0	0	0	0
Gambling - Operating/Promoting	0	0	0	0
Gambling - Equipment Violations	0	0	0	0
Gambling - Sports Tampering	0	0	0	0
Pornography/Obscene Material	0	0	0	0
Prostitution	0	0	0	0
Prostitution Assisting/Promoting	0	0	0	0
Purchasing Prostitution	0	0	0	0
Weapon Law Violations	3	3	0	0
Total Group A Offenses	184	93	81	5



Whiteville Police Department - 2014

2013 Population Estimate	4,573
Offense Overview	
Offense Total	116
Number Cleared	55
Percent Cleared	47.41 %
Group A Crimes per 100,000 population	2,536.6
Arrest Overview	
Total Arrests	58
Adult Arrests	50
Juvenile Arrests	8
Unknown Age	0
Arrests per 100,000 population	1,268.3
Average number offenses/incident	1.09

Domestic Violence Victims		
Offense	Reported	Cleared
Murder	0	0
Aggravated Assault	0	0
Simple Assault	18	16
Intimidation	2	2
Stalking	0	0
Forcible Rape	0	0
Forcible Sodomy	0	0
Sexual Assault W/Object	0	0
Forcible Fondling	0	0
Incest	0	0
Statutory Rape	0	0
Kidnapping/Abduction	0	0
Total	20	18

TIBRS Group B Arrests		
Offense	Adult	Juvenile
Bad Checks	0	0
Curfew/Vagrancy	0	0
Disorderly Conduct	1	0
DUI	3	0
Drunkenness	2	0
Family-Non Violent	0	0
Liquor Law Violations	1	3
Peeping Tom	0	0
Trespass	2	0
All Other Offenses	1	0
Total Group B	10	3

TIBRS Group A Offenses	Offenses		Arrests	
	Reported	Cleared	Adult	Juvenile
Crimes Against Persons				
Murder	0	0	0	0
Negligent Manslaughter	0	0	0	0
Kidnapping/Abduction	0	0	0	0
Forcible Rape	1	1	0	0
Forcible Sodomy	0	0	0	0
Sexual Assault W/Object	0	0	0	0
Forcible Fondling	0	0	0	0
Incest	0	0	0	0
Statutory Rape	1	1	1	0
Aggravated Assault	9	5	3	2
Simple Assault	25	23	19	0
Intimidation	3	3	1	0
Stalking	0	0	0	0
Commercial Sex Acts	0	0	0	0
Involuntary Servitude	0	0	0	0
Crimes Against Property				
Arson	0	0	0	0
Bribery	0	0	0	0
Burglary	14	3	2	2
Counterfeiting/Forgery	5	3	3	0
Destruction/Damage/Vandalism	15	3	1	0
Embezzlement	1	0	0	0
Extortion/Blackmail	0	0	0	0
Fraud - False Pretenses	0	0	0	0
Fraud - Credit Card/ATM	0	0	0	0
Fraud - Impersonation	2	1	1	0
Fraud - Welfare	0	0	0	0
Fraud - Wire	0	0	0	0
Motor Vehicle Theft	1	0	0	0
Robbery	0	0	0	0
Stolen Property Offenses	0	0	0	0
Theft - Pocket-picking	0	0	0	0
Theft - Purse Snatching	0	0	0	0
Theft - Shoplifting	9	5	4	0
Theft From Building	0	0	0	0
Theft From Coin Machine	0	0	0	0
Theft From Motor Vehicle	5	1	0	0
Theft of Motor Vehicle Parts	2	0	0	0
Theft - All Other Larceny	19	2	2	1
Crimes Against Society				
Drug/Narcotic Violations	2	2	2	0
Drug/Narcotic Equipment Violations	1	1	0	0
Gambling - Betting/Wagering	0	0	0	0
Gambling - Operating/Promoting	0	0	0	0
Gambling - Equipment Violations	0	0	0	0
Gambling - Sports Tampering	0	0	0	0
Pornography/Obscene Material	0	0	0	0
Prostitution	0	0	0	0
Prostitution Assisting/Promoting	0	0	0	0
Purchasing Prostitution	0	0	0	0
Weapon Law Violations	1	1	1	0
Total Group A Offenses	116	55	40	5



Whitwell Police Department - 2014

2013 Population Estimate	1,705
Offense Overview	
Offense Total	108
Number Cleared	65
Percent Cleared	60.19 %
Group A Crimes per 100,000 population	6,334.3
Arrest Overview	
Total Arrests	91
Adult Arrests	91
Juvenile Arrests	0
Unknown Age	0
Arrests per 100,000 population	5,337.2
Average number offenses/incident	1.20

Domestic Violence Victims		
Offense	Reported	Cleared
Murder	0	0
Aggravated Assault	3	3
Simple Assault	2	1
Intimidation	4	0
Stalking	0	0
Forcible Rape	1	0
Forcible Sodomy	0	0
Sexual Assault W/Object	0	0
Forcible Fondling	0	0
Incest	0	0
Statutory Rape	0	0
Kidnapping/Abduction	0	0
Total	10	4

TIBRS Group B Arrests		
Offense	Adult	Juvenile
Bad Checks	0	0
Curfew/Vagrancy	0	0
Disorderly Conduct	15	0
DUI	3	0
Drunkenness	5	0
Family-Non Violent	1	0
Liquor Law Violations	3	0
Peeping Tom	0	0
Trespass	1	0
All Other Offenses	4	0
Total Group B	32	0

TIBRS Group A Offenses	Offenses		Arrests	
	Reported	Cleared	Adult	Juvenile
Crimes Against Persons				
Murder	0	0	0	0
Negligent Manslaughter	0	0	0	0
Kidnapping/Abduction	0	0	0	0
Forcible Rape	1	0	0	0
Forcible Sodomy	0	0	0	0
Sexual Assault W/Object	0	0	0	0
Forcible Fondling	0	0	0	0
Incest	0	0	0	0
Statutory Rape	0	0	0	0
Aggravated Assault	7	5	5	0
Simple Assault	7	4	4	0
Intimidation	13	2	2	0
Stalking	0	0	0	0
Commercial Sex Acts	0	0	0	0
Involuntary Servitude	0	0	0	0
Crimes Against Property				
Arson	0	0	0	0
Bribery	0	0	0	0
Burglary	3	1	1	0
Counterfeiting/Forgery	5	3	4	0
Destruction/Damage/Vandalism	3	2	2	0
Embezzlement	0	0	0	0
Extortion/Blackmail	0	0	0	0
Fraud - False Pretenses	4	3	0	0
Fraud - Credit Card/ATM	2	1	1	0
Fraud - Impersonation	0	0	0	0
Fraud - Welfare	0	0	0	0
Fraud - Wire	1	0	0	0
Motor Vehicle Theft	4	3	2	0
Robbery	0	0	0	0
Stolen Property Offenses	0	0	0	0
Theft - Pocket-picking	0	0	0	0
Theft - Purse Snatching	0	0	0	0
Theft - Shoplifting	6	5	5	0
Theft From Building	9	3	3	0
Theft From Coin Machine	1	1	1	0
Theft From Motor Vehicle	4	1	0	0
Theft of Motor Vehicle Parts	0	0	0	0
Theft - All Other Larceny	5	2	2	0
Crimes Against Society				
Drug/Narcotic Violations	24	22	24	0
Drug/Narcotic Equipment Violations	6	4	0	0
Gambling - Betting/Wagering	0	0	0	0
Gambling - Operating/Promoting	0	0	0	0
Gambling - Equipment Violations	0	0	0	0
Gambling - Sports Tampering	0	0	0	0
Pornography/Obscene Material	0	0	0	0
Prostitution	0	0	0	0
Prostitution Assisting/Promoting	0	0	0	0
Purchasing Prostitution	0	0	0	0
Weapon Law Violations	3	3	3	0
Total Group A Offenses	108	65	59	0



Winchester Police Department - 2014

2013 Population Estimate	8,527
Offense Overview	
Offense Total	864
Number Cleared	443
Percent Cleared	51.27 %
Group A Crimes per 100,000 population	10,132.5
Arrest Overview	
Total Arrests	639
Adult Arrests	581
Juvenile Arrests	58
Unknown Age	0
Arrests per 100,000 population	7,493.8
Average number offenses/incident	1.18

Domestic Violence Victims		
Offense	Reported	Cleared
Murder	0	0
Aggravated Assault	30	26
Simple Assault	81	67
Intimidation	10	5
Stalking	1	1
Forcible Rape	1	1
Forcible Sodomy	0	0
Sexual Assault W/Object	1	0
Forcible Fondling	0	0
Incest	0	0
Statutory Rape	1	1
Kidnapping/Abduction	4	4
Total	129	105

TIBRS Group B Arrests		
Offense	Adult	Juvenile
Bad Checks	0	0
Curfew/Vagrancy	0	17
Disorderly Conduct	10	1
DUI	61	0
Drunkenness	77	1
Family-Non Violent	1	0
Liquor Law Violations	20	9
Peeping Tom	0	0
Trespass	16	1
All Other Offenses	54	1
Total Group B	239	30

TIBRS Group A Offenses	Offenses		Arrests	
	Reported	Cleared	Adult	Juvenile
Crimes Against Persons				
Murder	0	0	0	0
Negligent Manslaughter	0	0	0	0
Kidnapping/Abduction	4	4	0	0
Forcible Rape	1	1	0	0
Forcible Sodomy	0	0	0	0
Sexual Assault W/Object	1	0	0	0
Forcible Fondling	4	2	2	0
Incest	0	0	0	0
Statutory Rape	1	1	1	0
Aggravated Assault	47	38	31	3
Simple Assault	108	79	65	1
Intimidation	54	10	7	0
Stalking	7	5	3	0
Commercial Sex Acts	0	0	0	0
Involuntary Servitude	0	0	0	0
Crimes Against Property				
Arson	0	0	0	0
Bribery	0	0	0	0
Burglary	39	4	6	0
Counterfeiting/Forgery	11	5	3	0
Destruction/Damage/Vandalism	79	24	10	0
Embezzlement	8	4	4	0
Extortion/Blackmail	0	0	0	0
Fraud - False Pretenses	12	6	1	2
Fraud - Credit Card/ATM	16	3	1	0
Fraud - Impersonation	5	3	2	0
Fraud - Welfare	0	0	0	0
Fraud - Wire	4	0	0	0
Motor Vehicle Theft	12	3	1	2
Robbery	6	2	1	0
Stolen Property Offenses	0	0	0	0
Theft - Pocket-picking	1	1	0	0
Theft - Purse Snatching	0	0	0	0
Theft - Shoplifting	86	71	71	13
Theft From Building	37	3	2	0
Theft From Coin Machine	0	0	0	0
Theft From Motor Vehicle	42	0	0	0
Theft of Motor Vehicle Parts	17	6	5	0
Theft - All Other Larceny	60	5	2	0
Crimes Against Society				
Drug/Narcotic Violations	127	104	108	3
Drug/Narcotic Equipment Violations	61	50	13	4
Gambling - Betting/Wagering	0	0	0	0
Gambling - Operating/Promoting	0	0	0	0
Gambling - Equipment Violations	0	0	0	0
Gambling - Sports Tampering	0	0	0	0
Pornography/Obscene Material	2	0	0	0
Prostitution	0	0	0	0
Prostitution Assisting/Promoting	0	0	0	0
Purchasing Prostitution	0	0	0	0
Weapon Law Violations	12	9	3	0
Total Group A Offenses	864	443	342	28



Winfield Police Department - 2014

2013 Population Estimate	956
Offense Overview	
Offense Total	63
Number Cleared	42
Percent Cleared	66.67 %
Group A Crimes per 100,000 population	6,590.0
Arrest Overview	
Total Arrests	72
Adult Arrests	69
Juvenile Arrests	3
Unknown Age	0
Arrests per 100,000 population	7,531.4
Average number offenses/incident	1.15

Domestic Violence Victims		
Offense	Reported	Cleared
Murder	0	0
Aggravated Assault	3	3
Simple Assault	0	0
Intimidation	2	0
Stalking	0	0
Forcible Rape	0	0
Forcible Sodomy	0	0
Sexual Assault W/Object	0	0
Forcible Fondling	0	0
Incest	0	0
Statutory Rape	0	0
Kidnapping/Abduction	0	0
Total	5	3

TIBRS Group B Arrests		
Offense	Adult	Juvenile
Bad Checks	0	0
Curfew/Vagrancy	0	0
Disorderly Conduct	1	0
DUI	4	0
Drunkenness	5	0
Family-Non Violent	1	0
Liquor Law Violations	4	0
Peeping Tom	0	0
Trespass	4	0
All Other Offenses	7	2
Total Group B	26	2

TIBRS Group A Offenses	Offenses		Arrests	
	Reported	Cleared	Adult	Juvenile
Crimes Against Persons				
Murder	0	0	0	0
Negligent Manslaughter	0	0	0	0
Kidnapping/Abduction	0	0	0	0
Forcible Rape	1	1	1	0
Forcible Sodomy	0	0	0	0
Sexual Assault W/Object	0	0	0	0
Forcible Fondling	0	0	0	0
Incest	0	0	0	0
Statutory Rape	0	0	0	0
Aggravated Assault	3	3	3	0
Simple Assault	1	1	1	0
Intimidation	3	1	1	0
Stalking	0	0	0	0
Commercial Sex Acts	0	0	0	0
Involuntary Servitude	0	0	0	0
Crimes Against Property				
Arson	0	0	0	0
Bribery	0	0	0	0
Burglary	7	1	0	0
Counterfeiting/Forgery	0	0	0	0
Destruction/Damage/Vandalism	9	4	5	1
Embezzlement	0	0	0	0
Extortion/Blackmail	0	0	0	0
Fraud - False Pretenses	0	0	0	0
Fraud - Credit Card/ATM	0	0	0	0
Fraud - Impersonation	0	0	0	0
Fraud - Welfare	0	0	0	0
Fraud - Wire	0	0	0	0
Motor Vehicle Theft	2	1	1	0
Robbery	0	0	0	0
Stolen Property Offenses	0	0	0	0
Theft - Pocket-picking	0	0	0	0
Theft - Purse Snatching	0	0	0	0
Theft - Shoplifting	0	0	0	0
Theft From Building	3	2	3	0
Theft From Coin Machine	0	0	0	0
Theft From Motor Vehicle	0	0	0	0
Theft of Motor Vehicle Parts	0	0	0	0
Theft - All Other Larceny	9	3	4	0
Crimes Against Society				
Drug/Narcotic Violations	14	14	20	0
Drug/Narcotic Equipment Violations	10	10	4	0
Gambling - Betting/Wagering	0	0	0	0
Gambling - Operating/Promoting	0	0	0	0
Gambling - Equipment Violations	0	0	0	0
Gambling - Sports Tampering	0	0	0	0
Pornography/Obscene Material	0	0	0	0
Prostitution	0	0	0	0
Prostitution Assisting/Promoting	0	0	0	0
Purchasing Prostitution	0	0	0	0
Weapon Law Violations	1	1	0	0
Total Group A Offenses	63	42	43	1



Woodbury Police Department - 2014

2013 Population Estimate	2,723
Offense Overview	
Offense Total	150
Number Cleared	124
Percent Cleared	82.67 %
Group A Crimes per 100,000 population	5,508.6
Arrest Overview	
Total Arrests	201
Adult Arrests	180
Juvenile Arrests	21
Unknown Age	0
Arrests per 100,000 population	7,381.6
Average number offenses/incident	1.29

Domestic Violence Victims		
Offense	Reported	Cleared
Murder	0	0
Aggravated Assault	6	5
Simple Assault	20	19
Intimidation	3	3
Stalking	0	0
Forcible Rape	0	0
Forcible Sodomy	0	0
Sexual Assault W/Object	0	0
Forcible Fondling	0	0
Incest	0	0
Statutory Rape	0	0
Kidnapping/Abduction	0	0
Total	29	27

TIBRS Group B Arrests		
Offense	Adult	Juvenile
Bad Checks	2	0
Curfew/Vagrancy	0	0
Disorderly Conduct	1	1
DUI	37	0
Drunkenness	9	1
Family-Non Violent	0	0
Liquor Law Violations	0	0
Peeping Tom	0	0
Trespass	12	1
All Other Offenses	14	0
Total Group B	75	3

TIBRS Group A Offenses	Offenses		Arrests	
	Reported	Cleared	Adult	Juvenile
Crimes Against Persons				
Murder	0	0	0	0
Negligent Manslaughter	0	0	0	0
Kidnapping/Abduction	0	0	0	0
Forcible Rape	0	0	0	0
Forcible Sodomy	0	0	0	0
Sexual Assault W/Object	0	0	0	0
Forcible Fondling	0	0	0	0
Incest	0	0	0	0
Statutory Rape	0	0	0	0
Aggravated Assault	15	14	9	1
Simple Assault	24	23	22	1
Intimidation	4	4	2	0
Stalking	0	0	0	0
Commercial Sex Acts	0	0	0	0
Involuntary Servitude	0	0	0	0
Crimes Against Property				
Arson	0	0	0	0
Bribery	0	0	0	0
Burglary	8	1	0	3
Counterfeiting/Forgery	2	2	2	0
Destruction/Damage/Vandalism	9	5	2	0
Embezzlement	2	2	0	0
Extortion/Blackmail	0	0	0	0
Fraud - False Pretenses	3	1	1	0
Fraud - Credit Card/ATM	1	1	1	0
Fraud - Impersonation	1	0	0	0
Fraud - Welfare	0	0	0	0
Fraud - Wire	0	0	0	0
Motor Vehicle Theft	4	2	0	1
Robbery	0	0	0	0
Stolen Property Offenses	0	0	0	0
Theft - Pocket-picking	0	0	0	0
Theft - Purse Snatching	0	0	0	0
Theft - Shoplifting	5	4	2	4
Theft From Building	2	2	2	0
Theft From Coin Machine	0	0	0	0
Theft From Motor Vehicle	2	0	0	0
Theft of Motor Vehicle Parts	2	0	0	0
Theft - All Other Larceny	3	2	1	3
Crimes Against Society				
Drug/Narcotic Violations	37	36	49	5
Drug/Narcotic Equipment Violations	23	22	9	0
Gambling - Betting/Wagering	0	0	0	0
Gambling - Operating/Promoting	0	0	0	0
Gambling - Equipment Violations	0	0	0	0
Gambling - Sports Tampering	0	0	0	0
Pornography/Obscene Material	0	0	0	0
Prostitution	0	0	0	0
Prostitution Assisting/Promoting	0	0	0	0
Purchasing Prostitution	0	0	0	0
Weapon Law Violations	3	3	3	0
Total Group A Offenses	150	124	105	18



COLLEGES & UNIVERSITIES



CRIME IN 2014 TENNESSEE



2013 Population Estimate	8,465
Offense Overview	
Offense Total	177
Number Cleared	60
Percent Cleared	33.90 %
Group A Crimes per 100,000 population	2,091.0
Arrest Overview	
Total Arrests	98
Adult Arrests	91
Juvenile Arrests	7
Unknown Age	0
Arrests per 100,000 population	1,157.7
Average number offenses/incident	1.07

Domestic Violence Victims		
Offense	Reported	Cleared
Murder	0	0
Aggravated Assault	0	0
Simple Assault	7	6
Intimidation	0	0
Stalking	0	0
Forcible Rape	0	0
Forcible Sodomy	0	0
Sexual Assault W/Object	0	0
Forcible Fondling	1	1
Incest	0	0
Statutory Rape	0	0
Kidnapping/Abduction	0	0
Total	8	7

TIBRS Group B Arrests		
Offense	Adult	Juvenile
Bad Checks	0	0
Curfew/Vagrancy	0	0
Disorderly Conduct	1	0
DUI	0	0
Drunkenness	4	0
Family-Non Violent	1	0
Liquor Law Violations	30	0
Peeping Tom	0	0
Trespass	3	0
All Other Offenses	3	0
Total Group B	42	0

TIBRS Group A Offenses	Offenses		Arrests	
	Reported	Cleared	Adult	Juvenile
Crimes Against Persons				
Murder	0	0	0	0
Negligent Manslaughter	0	0	0	0
Kidnapping/Abduction	2	2	0	0
Forcible Rape	1	1	0	0
Forcible Sodomy	0	0	0	0
Sexual Assault W/Object	0	0	0	0
Forcible Fondling	2	2	1	0
Incest	0	0	0	0
Statutory Rape	0	0	0	0
Aggravated Assault	2	1	0	0
Simple Assault	12	11	9	1
Intimidation	1	1	0	0
Stalking	0	0	0	0
Commercial Sex Acts	0	0	0	0
Involuntary Servitude	0	0	0	0
Crimes Against Property				
Arson	1	0	0	0
Bribery	0	0	0	0
Burglary	15	0	0	0
Counterfeiting/Forgery	1	1	0	0
Destruction/Damage/Vandalism	27	6	0	5
Embezzlement	0	0	0	0
Extortion/Blackmail	0	0	0	0
Fraud - False Pretenses	1	0	0	0
Fraud - Credit Card/ATM	4	2	2	0
Fraud - Impersonation	0	0	0	0
Fraud - Welfare	0	0	0	0
Fraud - Wire	0	0	0	0
Motor Vehicle Theft	2	0	0	0
Robbery	2	1	4	0
Stolen Property Offenses	0	0	0	0
Theft - Pocket-picking	0	0	0	0
Theft - Purse Snatching	0	0	0	0
Theft - Shoplifting	4	3	3	0
Theft From Building	43	6	11	0
Theft From Coin Machine	0	0	0	0
Theft From Motor Vehicle	14	2	1	0
Theft of Motor Vehicle Parts	1	0	0	0
Theft - All Other Larceny	19	0	0	0
Crimes Against Society				
Drug/Narcotic Violations	13	12	12	0
Drug/Narcotic Equipment Violations	9	8	5	1
Gambling - Betting/Wagering	0	0	0	0
Gambling - Operating/Promoting	0	0	0	0
Gambling - Equipment Violations	0	0	0	0
Gambling - Sports Tampering	0	0	0	0
Pornography/Obscene Material	0	0	0	0
Prostitution	0	0	0	0
Prostitution Assisting/Promoting	0	0	0	0
Purchasing Prostitution	0	0	0	0
Weapon Law Violations	1	1	1	0
Total Group A Offenses	177	60	49	7



2013 Population Estimate	9,377
Offense Overview	
Offense Total	24
Number Cleared	4
Percent Cleared	16.67 %
Group A Crimes per 100,000 population	255.9
Arrest Overview	
Total Arrests	7
Adult Arrests	7
Juvenile Arrests	0
Unknown Age	0
Arrests per 100,000 population	74.7
Average number offenses/incident	1.04

Domestic Violence Victims		
Offense	Reported	Cleared
Murder	0	0
Aggravated Assault	0	0
Simple Assault	0	0
Intimidation	0	0
Stalking	0	0
Forcible Rape	0	0
Forcible Sodomy	0	0
Sexual Assault W/Object	0	0
Forcible Fondling	0	0
Incest	0	0
Statutory Rape	0	0
Kidnapping/Abduction	0	0
Total	0	0

TIBRS Group B Arrests		
Offense	Adult	Juvenile
Bad Checks	0	0
Curfew/Vagrancy	0	0
Disorderly Conduct	0	0
DUI	0	0
Drunkenness	0	0
Family-Non Violent	0	0
Liquor Law Violations	0	0
Peeping Tom	0	0
Trespass	0	0
All Other Offenses	6	0
Total Group B	6	0

TIBRS Group A Offenses	Offenses		Arrests	
	Reported	Cleared	Adult	Juvenile
Crimes Against Persons				
Murder	0	0	0	0
Negligent Manslaughter	0	0	0	0
Kidnapping/Abduction	0	0	0	0
Forcible Rape	0	0	0	0
Forcible Sodomy	0	0	0	0
Sexual Assault W/Object	0	0	0	0
Forcible Fondling	0	0	0	0
Incest	0	0	0	0
Statutory Rape	0	0	0	0
Aggravated Assault	1	1	0	0
Simple Assault	3	2	0	0
Intimidation	1	0	0	0
Stalking	0	0	0	0
Commercial Sex Acts	0	0	0	0
Involuntary Servitude	0	0	0	0
Crimes Against Property				
Arson	0	0	0	0
Bribery	0	0	0	0
Burglary	0	0	0	0
Counterfeiting/Forgery	0	0	0	0
Destruction/Damage/Vandalism	0	0	0	0
Embezzlement	0	0	0	0
Extortion/Blackmail	0	0	0	0
Fraud - False Pretenses	0	0	0	0
Fraud - Credit Card/ATM	0	0	0	0
Fraud - Impersonation	0	0	0	0
Fraud - Welfare	0	0	0	0
Fraud - Wire	0	0	0	0
Motor Vehicle Theft	0	0	0	0
Robbery	0	0	0	0
Stolen Property Offenses	0	0	0	0
Theft - Pocket-picking	0	0	0	0
Theft - Purse Snatching	0	0	0	0
Theft - Shoplifting	0	0	0	0
Theft From Building	16	0	0	0
Theft From Coin Machine	0	0	0	0
Theft From Motor Vehicle	2	0	0	0
Theft of Motor Vehicle Parts	0	0	0	0
Theft - All Other Larceny	0	0	0	0
Crimes Against Society				
Drug/Narcotic Violations	1	1	1	0
Drug/Narcotic Equipment Violations	0	0	0	0
Gambling - Betting/Wagering	0	0	0	0
Gambling - Operating/Promoting	0	0	0	0
Gambling - Equipment Violations	0	0	0	0
Gambling - Sports Tampering	0	0	0	0
Pornography/Obscene Material	0	0	0	0
Prostitution	0	0	0	0
Prostitution Assisting/Promoting	0	0	0	0
Purchasing Prostitution	0	0	0	0
Weapon Law Violations	0	0	0	0
Total Group A Offenses	24	4	1	0



2013 Population Estimate	1,870
Offense Overview	
Offense Total	45
Number Cleared	16
Percent Cleared	35.56 %
Group A Crimes per 100,000 population	2,406.4
Arrest Overview	
Total Arrests	26
Adult Arrests	25
Juvenile Arrests	1
Unknown Age	0
Arrests per 100,000 population	1,390.4
Average number offenses/incident	1.15

Domestic Violence Victims		
Offense	Reported	Cleared
Murder	0	0
Aggravated Assault	0	0
Simple Assault	0	0
Intimidation	1	1
Stalking	0	0
Forcible Rape	0	0
Forcible Sodomy	0	0
Sexual Assault W/Object	0	0
Forcible Fondling	0	0
Incest	0	0
Statutory Rape	0	0
Kidnapping/Abduction	0	0
Total	1	1

TIBRS Group B Arrests		
Offense	Adult	Juvenile
Bad Checks	0	0
Curfew/Vagrancy	0	0
Disorderly Conduct	2	0
DUI	0	0
Drunkenness	2	0
Family-Non Violent	0	0
Liquor Law Violations	3	0
Peeping Tom	0	0
Trespass	1	0
All Other Offenses	2	0
Total Group B	10	0

TIBRS Group A Offenses	Offenses		Arrests	
	Reported	Cleared	Adult	Juvenile
Crimes Against Persons				
Murder	0	0	0	0
Negligent Manslaughter	0	0	0	0
Kidnapping/Abduction	0	0	0	0
Forcible Rape	0	0	0	0
Forcible Sodomy	0	0	0	0
Sexual Assault W/Object	0	0	0	0
Forcible Fondling	0	0	0	0
Incest	0	0	0	0
Statutory Rape	0	0	0	0
Aggravated Assault	0	0	0	0
Simple Assault	3	3	3	0
Intimidation	2	1	1	0
Stalking	0	0	0	0
Commercial Sex Acts	0	0	0	0
Involuntary Servitude	0	0	0	0
Crimes Against Property				
Arson	0	0	0	0
Bribery	0	0	0	0
Burglary	0	0	0	0
Counterfeiting/Forgery	0	0	0	0
Destruction/Damage/Vandalism	9	2	1	0
Embezzlement	0	0	0	0
Extortion/Blackmail	0	0	0	0
Fraud - False Pretenses	0	0	0	0
Fraud - Credit Card/ATM	0	0	0	0
Fraud - Impersonation	0	0	0	0
Fraud - Welfare	0	0	0	0
Fraud - Wire	0	0	0	0
Motor Vehicle Theft	0	0	0	0
Robbery	0	0	0	0
Stolen Property Offenses	0	0	0	0
Theft - Pocket-picking	0	0	0	0
Theft - Purse Snatching	0	0	0	0
Theft - Shoplifting	1	0	0	0
Theft From Building	13	2	1	0
Theft From Coin Machine	0	0	0	0
Theft From Motor Vehicle	1	0	0	0
Theft of Motor Vehicle Parts	0	0	0	0
Theft - All Other Larceny	6	1	0	1
Crimes Against Society				
Drug/Narcotic Violations	6	4	8	0
Drug/Narcotic Equipment Violations	4	3	1	0
Gambling - Betting/Wagering	0	0	0	0
Gambling - Operating/Promoting	0	0	0	0
Gambling - Equipment Violations	0	0	0	0
Gambling - Sports Tampering	0	0	0	0
Pornography/Obscene Material	0	0	0	0
Prostitution	0	0	0	0
Prostitution Assisting/Promoting	0	0	0	0
Purchasing Prostitution	0	0	0	0
Weapon Law Violations	0	0	0	0
Total Group A Offenses	45	16	15	1



2013 Population Estimate	3,263
Offense Overview	
Offense Total	13
Number Cleared	2
Percent Cleared	15.38 %
Group A Crimes per 100,000 population	398.4
Arrest Overview	
Total Arrests	1
Adult Arrests	1
Juvenile Arrests	0
Unknown Age	0
Arrests per 100,000 population	30.6
Average number offenses/incident	1.18

Domestic Violence Victims		
Offense	Reported	Cleared
Murder	0	0
Aggravated Assault	0	0
Simple Assault	1	1
Intimidation	0	0
Stalking	0	0
Forcible Rape	0	0
Forcible Sodomy	0	0
Sexual Assault W/Object	0	0
Forcible Fondling	0	0
Incest	0	0
Statutory Rape	0	0
Kidnapping/Abduction	0	0
Total	1	1

TIBRS Group B Arrests		
Offense	Adult	Juvenile
Bad Checks	0	0
Curfew/Vagrancy	0	0
Disorderly Conduct	0	0
DUI	0	0
Drunkenness	0	0
Family-Non Violent	0	0
Liquor Law Violations	0	0
Peeping Tom	0	0
Trespass	0	0
All Other Offenses	0	0
Total Group B	0	0

TIBRS Group A Offenses	Offenses		Arrests	
	Reported	Cleared	Adult	Juvenile
Crimes Against Persons				
Murder	0	0	0	0
Negligent Manslaughter	0	0	0	0
Kidnapping/Abduction	0	0	0	0
Forcible Rape	0	0	0	0
Forcible Sodomy	0	0	0	0
Sexual Assault W/Object	0	0	0	0
Forcible Fondling	0	0	0	0
Incest	0	0	0	0
Statutory Rape	0	0	0	0
Aggravated Assault	0	0	0	0
Simple Assault	2	2	1	0
Intimidation	0	0	0	0
Stalking	0	0	0	0
Commercial Sex Acts	0	0	0	0
Involuntary Servitude	0	0	0	0
Crimes Against Property				
Arson	0	0	0	0
Bribery	0	0	0	0
Burglary	0	0	0	0
Counterfeiting/Forgery	0	0	0	0
Destruction/Damage/Vandalism	2	0	0	0
Embezzlement	0	0	0	0
Extortion/Blackmail	0	0	0	0
Fraud - False Pretenses	0	0	0	0
Fraud - Credit Card/ATM	0	0	0	0
Fraud - Impersonation	0	0	0	0
Fraud - Welfare	0	0	0	0
Fraud - Wire	0	0	0	0
Motor Vehicle Theft	0	0	0	0
Robbery	0	0	0	0
Stolen Property Offenses	0	0	0	0
Theft - Pocket-picking	0	0	0	0
Theft - Purse Snatching	0	0	0	0
Theft - Shoplifting	0	0	0	0
Theft From Building	5	0	0	0
Theft From Coin Machine	0	0	0	0
Theft From Motor Vehicle	2	0	0	0
Theft of Motor Vehicle Parts	0	0	0	0
Theft - All Other Larceny	0	0	0	0
Crimes Against Society				
Drug/Narcotic Violations	1	0	0	0
Drug/Narcotic Equipment Violations	1	0	0	0
Gambling - Betting/Wagering	0	0	0	0
Gambling - Operating/Promoting	0	0	0	0
Gambling - Equipment Violations	0	0	0	0
Gambling - Sports Tampering	0	0	0	0
Pornography/Obscene Material	0	0	0	0
Prostitution	0	0	0	0
Prostitution Assisting/Promoting	0	0	0	0
Purchasing Prostitution	0	0	0	0
Weapon Law Violations	0	0	0	0
Total Group A Offenses	13	2	1	0



2013 Population Estimate	15,764
Offense Overview	
Offense Total	224
Number Cleared	89
Percent Cleared	39.73 %
Group A Crimes per 100,000 population	1,421.0
Arrest Overview	
Total Arrests	103
Adult Arrests	103
Juvenile Arrests	0
Unknown Age	0
Arrests per 100,000 population	653.4
Average number offenses/incident	1.17

Domestic Violence Victims		
Offense	Reported	Cleared
Murder	0	0
Aggravated Assault	2	2
Simple Assault	13	11
Intimidation	0	0
Stalking	0	0
Forcible Rape	0	0
Forcible Sodomy	0	0
Sexual Assault W/Object	0	0
Forcible Fondling	0	0
Incest	0	0
Statutory Rape	0	0
Kidnapping/Abduction	2	2
Total	17	15

TIBRS Group B Arrests		
Offense	Adult	Juvenile
Bad Checks	2	0
Curfew/Vagrancy	0	0
Disorderly Conduct	0	0
DUI	3	0
Drunkenness	6	0
Family-Non Violent	0	0
Liquor Law Violations	26	0
Peeping Tom	0	0
Trespass	1	0
All Other Offenses	1	0
Total Group B	39	0

TIBRS Group A Offenses	Offenses		Arrests	
	Reported	Cleared	Adult	Juvenile
Crimes Against Persons				
Murder	0	0	0	0
Negligent Manslaughter	0	0	0	0
Kidnapping/Abduction	2	2	0	0
Forcible Rape	4	3	0	0
Forcible Sodomy	0	0	0	0
Sexual Assault W/Object	0	0	0	0
Forcible Fondling	0	0	0	0
Incest	0	0	0	0
Statutory Rape	0	0	0	0
Aggravated Assault	3	3	2	0
Simple Assault	23	17	11	0
Intimidation	9	3	0	0
Stalking	0	0	0	0
Commercial Sex Acts	0	0	0	0
Involuntary Servitude	0	0	0	0
Crimes Against Property				
Arson	0	0	0	0
Bribery	0	0	0	0
Burglary	3	0	0	0
Counterfeiting/Forgery	1	0	0	0
Destruction/Damage/Vandalism	38	3	3	0
Embezzlement	0	0	0	0
Extortion/Blackmail	0	0	0	0
Fraud - False Pretenses	3	3	3	0
Fraud - Credit Card/ATM	0	0	0	0
Fraud - Impersonation	2	2	2	0
Fraud - Welfare	0	0	0	0
Fraud - Wire	0	0	0	0
Motor Vehicle Theft	0	0	0	0
Robbery	2	1	1	0
Stolen Property Offenses	0	0	0	0
Theft - Pocket-picking	0	0	0	0
Theft - Purse Snatching	0	0	0	0
Theft - Shoplifting	0	0	0	0
Theft From Building	45	5	1	0
Theft From Coin Machine	0	0	0	0
Theft From Motor Vehicle	8	1	0	0
Theft of Motor Vehicle Parts	4	0	0	0
Theft - All Other Larceny	20	2	3	0
Crimes Against Society				
Drug/Narcotic Violations	29	23	28	0
Drug/Narcotic Equipment Violations	25	19	9	0
Gambling - Betting/Wagering	0	0	0	0
Gambling - Operating/Promoting	0	0	0	0
Gambling - Equipment Violations	0	0	0	0
Gambling - Sports Tampering	0	0	0	0
Pornography/Obscene Material	0	0	0	0
Prostitution	0	0	0	0
Prostitution Assisting/Promoting	0	0	0	0
Purchasing Prostitution	0	0	0	0
Weapon Law Violations	3	2	1	0
Total Group A Offenses	224	89	64	0



2013 Population Estimate	3,032
Offense Overview	
Offense Total	4
Number Cleared	3
Percent Cleared	75.00 %
Group A Crimes per 100,000 population	131.9
Arrest Overview	
Total Arrests	4
Adult Arrests	4
Juvenile Arrests	0
Unknown Age	0
Arrests per 100,000 population	131.9
Average number offenses/incident	1.00

Domestic Violence Victims		
Offense	Reported	Cleared
Murder	0	0
Aggravated Assault	0	0
Simple Assault	0	0
Intimidation	0	0
Stalking	0	0
Forcible Rape	0	0
Forcible Sodomy	0	0
Sexual Assault W/Object	0	0
Forcible Fondling	0	0
Incest	0	0
Statutory Rape	0	0
Kidnapping/Abduction	0	0
Total	0	0

TIBRS Group B Arrests		
Offense	Adult	Juvenile
Bad Checks	0	0
Curfew/Vagrancy	0	0
Disorderly Conduct	0	0
DUI	0	0
Drunkenness	0	0
Family-Non Violent	0	0
Liquor Law Violations	0	0
Peeping Tom	0	0
Trespass	0	0
All Other Offenses	0	0
Total Group B	0	0

TIBRS Group A Offenses	Offenses		Arrests	
	Reported	Cleared	Adult	Juvenile
Crimes Against Persons				
Murder	0	0	0	0
Negligent Manslaughter	0	0	0	0
Kidnapping/Abduction	0	0	0	0
Forcible Rape	0	0	0	0
Forcible Sodomy	0	0	0	0
Sexual Assault W/Object	0	0	0	0
Forcible Fondling	0	0	0	0
Incest	0	0	0	0
Statutory Rape	0	0	0	0
Aggravated Assault	0	0	0	0
Simple Assault	0	0	0	0
Intimidation	0	0	0	0
Stalking	0	0	0	0
Commercial Sex Acts	0	0	0	0
Involuntary Servitude	0	0	0	0
Crimes Against Property				
Arson	0	0	0	0
Bribery	0	0	0	0
Burglary	0	0	0	0
Counterfeiting/Forgery	1	1	2	0
Destruction/Damage/Vandalism	1	1	1	0
Embezzlement	0	0	0	0
Extortion/Blackmail	0	0	0	0
Fraud - False Pretenses	0	0	0	0
Fraud - Credit Card/ATM	0	0	0	0
Fraud - Impersonation	0	0	0	0
Fraud - Welfare	0	0	0	0
Fraud - Wire	0	0	0	0
Motor Vehicle Theft	0	0	0	0
Robbery	0	0	0	0
Stolen Property Offenses	0	0	0	0
Theft - Pocket-picking	0	0	0	0
Theft - Purse Snatching	0	0	0	0
Theft - Shoplifting	0	0	0	0
Theft From Building	1	0	0	0
Theft From Coin Machine	0	0	0	0
Theft From Motor Vehicle	0	0	0	0
Theft of Motor Vehicle Parts	0	0	0	0
Theft - All Other Larceny	0	0	0	0
Crimes Against Society				
Drug/Narcotic Violations	0	0	0	0
Drug/Narcotic Equipment Violations	0	0	0	0
Gambling - Betting/Wagering	0	0	0	0
Gambling - Operating/Promoting	0	0	0	0
Gambling - Equipment Violations	0	0	0	0
Gambling - Sports Tampering	0	0	0	0
Pornography/Obscene Material	0	0	0	0
Prostitution	0	0	0	0
Prostitution Assisting/Promoting	0	0	0	0
Purchasing Prostitution	0	0	0	0
Weapon Law Violations	1	1	1	0
Total Group A Offenses	4	3	4	0



2013 Population Estimate	3,913
Offense Overview	
Offense Total	2
Number Cleared	2
Percent Cleared	100.00 %
Group A Crimes per 100,000 population	51.1
Arrest Overview	
Total Arrests	5
Adult Arrests	5
Juvenile Arrests	0
Unknown Age	0
Arrests per 100,000 population	127.8
Average number offenses/incident	1.00

Domestic Violence Victims		
Offense	Reported	Cleared
Murder	0	0
Aggravated Assault	0	0
Simple Assault	0	0
Intimidation	0	0
Stalking	0	0
Forcible Rape	0	0
Forcible Sodomy	0	0
Sexual Assault W/Object	0	0
Forcible Fondling	0	0
Incest	0	0
Statutory Rape	0	0
Kidnapping/Abduction	0	0
Total	0	0

TIBRS Group B Arrests		
Offense	Adult	Juvenile
Bad Checks	0	0
Curfew/Vagrancy	0	0
Disorderly Conduct	1	0
DUI	0	0
Drunkenness	0	0
Family-Non Violent	0	0
Liquor Law Violations	0	0
Peeping Tom	0	0
Trespass	0	0
All Other Offenses	1	0
Total Group B	2	0

TIBRS Group A Offenses	Offenses		Arrests	
	Reported	Cleared	Adult	Juvenile
Crimes Against Persons				
Murder	0	0	0	0
Negligent Manslaughter	0	0	0	0
Kidnapping/Abduction	0	0	0	0
Forcible Rape	0	0	0	0
Forcible Sodomy	0	0	0	0
Sexual Assault W/Object	0	0	0	0
Forcible Fondling	0	0	0	0
Incest	0	0	0	0
Statutory Rape	0	0	0	0
Aggravated Assault	0	0	0	0
Simple Assault	0	0	0	0
Intimidation	0	0	0	0
Stalking	0	0	0	0
Commercial Sex Acts	0	0	0	0
Involuntary Servitude	0	0	0	0
Crimes Against Property				
Arson	0	0	0	0
Bribery	0	0	0	0
Burglary	0	0	0	0
Counterfeiting/Forgery	0	0	0	0
Destruction/Damage/Vandalism	0	0	0	0
Embezzlement	0	0	0	0
Extortion/Blackmail	0	0	0	0
Fraud - False Pretenses	0	0	0	0
Fraud - Credit Card/ATM	0	0	0	0
Fraud - Impersonation	0	0	0	0
Fraud - Welfare	0	0	0	0
Fraud - Wire	0	0	0	0
Motor Vehicle Theft	0	0	0	0
Robbery	0	0	0	0
Stolen Property Offenses	0	0	0	0
Theft - Pocket-picking	0	0	0	0
Theft - Purse Snatching	0	0	0	0
Theft - Shoplifting	0	0	0	0
Theft From Building	0	0	0	0
Theft From Coin Machine	0	0	0	0
Theft From Motor Vehicle	1	1	2	0
Theft of Motor Vehicle Parts	0	0	0	0
Theft - All Other Larceny	0	0	0	0
Crimes Against Society				
Drug/Narcotic Violations	1	1	1	0
Drug/Narcotic Equipment Violations	0	0	0	0
Gambling - Betting/Wagering	0	0	0	0
Gambling - Operating/Promoting	0	0	0	0
Gambling - Equipment Violations	0	0	0	0
Gambling - Sports Tampering	0	0	0	0
Pornography/Obscene Material	0	0	0	0
Prostitution	0	0	0	0
Prostitution Assisting/Promoting	0	0	0	0
Purchasing Prostitution	0	0	0	0
Weapon Law Violations	0	0	0	0
Total Group A Offenses	2	2	3	0



2013 Population Estimate	21,243
Offense Overview	
Offense Total	380
Number Cleared	101
Percent Cleared	26.58 %
Group A Crimes per 100,000 population	1,788.8
Arrest Overview	
Total Arrests	172
Adult Arrests	169
Juvenile Arrests	3
Unknown Age	0
Arrests per 100,000 population	809.7
Average number offenses/incident	1.10

Domestic Violence Victims		
Offense	Reported	Cleared
Murder	0	0
Aggravated Assault	1	1
Simple Assault	7	7
Intimidation	1	1
Stalking	2	2
Forcible Rape	1	1
Forcible Sodomy	0	0
Sexual Assault W/Object	0	0
Forcible Fondling	0	0
Incest	0	0
Statutory Rape	0	0
Kidnapping/Abduction	0	0
Total	12	12

TIBRS Group B Arrests		
Offense	Adult	Juvenile
Bad Checks	0	0
Curfew/Vagrancy	0	0
Disorderly Conduct	3	0
DUI	20	0
Drunkenness	9	0
Family-Non Violent	0	0
Liquor Law Violations	15	0
Peeping Tom	0	0
Trespass	44	2
All Other Offenses	3	0
Total Group B	94	2

TIBRS Group A Offenses	Offenses		Arrests	
	Reported	Cleared	Adult	Juvenile
Crimes Against Persons				
Murder	0	0	0	0
Negligent Manslaughter	0	0	0	0
Kidnapping/Abduction	0	0	0	0
Forcible Rape	2	2	0	0
Forcible Sodomy	0	0	0	0
Sexual Assault W/Object	0	0	0	0
Forcible Fondling	0	0	0	0
Incest	0	0	0	0
Statutory Rape	0	0	0	0
Aggravated Assault	4	3	3	0
Simple Assault	21	14	10	0
Intimidation	21	5	2	0
Stalking	5	2	2	0
Commercial Sex Acts	0	0	0	0
Involuntary Servitude	0	0	0	0
Crimes Against Property				
Arson	0	0	0	0
Bribery	0	0	0	0
Burglary	30	1	1	0
Counterfeiting/Forgery	0	0	0	0
Destruction/Damage/Vandalism	56	2	1	0
Embezzlement	1	0	0	0
Extortion/Blackmail	1	1	0	0
Fraud - False Pretenses	8	2	1	0
Fraud - Credit Card/ATM	8	0	0	0
Fraud - Impersonation	2	2	1	0
Fraud - Welfare	0	0	0	0
Fraud - Wire	1	0	0	0
Motor Vehicle Theft	8	1	1	0
Robbery	4	1	1	0
Stolen Property Offenses	0	0	0	0
Theft - Pocket-picking	1	0	0	0
Theft - Purse Snatching	1	0	0	0
Theft - Shoplifting	1	0	0	0
Theft From Building	83	9	7	0
Theft From Coin Machine	0	0	0	0
Theft From Motor Vehicle	9	1	0	0
Theft of Motor Vehicle Parts	10	0	0	0
Theft - All Other Larceny	44	2	1	0
Crimes Against Society				
Drug/Narcotic Violations	32	30	33	1
Drug/Narcotic Equipment Violations	23	20	9	0
Gambling - Betting/Wagering	0	0	0	0
Gambling - Operating/Promoting	0	0	0	0
Gambling - Equipment Violations	0	0	0	0
Gambling - Sports Tampering	0	0	0	0
Pornography/Obscene Material	0	0	0	0
Prostitution	0	0	0	0
Prostitution Assisting/Promoting	1	1	1	0
Purchasing Prostitution	0	0	0	0
Weapon Law Violations	3	2	1	0
Total Group A Offenses	380	101	75	1



2013 Population Estimate	4,478
Offense Overview	
Offense Total	24
Number Cleared	5
Percent Cleared	20.83 %
Group A Crimes per 100,000 population	536.0
Arrest Overview	
Total Arrests	7
Adult Arrests	7
Juvenile Arrests	0
Unknown Age	0
Arrests per 100,000 population	156.3
Average number offenses/incident	1.04

Domestic Violence Victims		
Offense	Reported	Cleared
Murder	0	0
Aggravated Assault	0	0
Simple Assault	0	0
Intimidation	0	0
Stalking	0	0
Forcible Rape	0	0
Forcible Sodomy	0	0
Sexual Assault W/Object	0	0
Forcible Fondling	0	0
Incest	0	0
Statutory Rape	0	0
Kidnapping/Abduction	0	0
Total	0	0

TIBRS Group B Arrests		
Offense	Adult	Juvenile
Bad Checks	0	0
Curfew/Vagrancy	0	0
Disorderly Conduct	0	0
DUI	0	0
Drunkenness	0	0
Family-Non Violent	0	0
Liquor Law Violations	0	0
Peeping Tom	0	0
Trespass	0	0
All Other Offenses	1	0
Total Group B	1	0

TIBRS Group A Offenses	Offenses		Arrests	
	Reported	Cleared	Adult	Juvenile
Crimes Against Persons				
Murder	0	0	0	0
Negligent Manslaughter	0	0	0	0
Kidnapping/Abduction	0	0	0	0
Forcible Rape	0	0	0	0
Forcible Sodomy	0	0	0	0
Sexual Assault W/Object	0	0	0	0
Forcible Fondling	0	0	0	0
Incest	0	0	0	0
Statutory Rape	0	0	0	0
Aggravated Assault	0	0	0	0
Simple Assault	0	0	0	0
Intimidation	0	0	0	0
Stalking	0	0	0	0
Commercial Sex Acts	0	0	0	0
Involuntary Servitude	0	0	0	0
Crimes Against Property				
Arson	0	0	0	0
Bribery	0	0	0	0
Burglary	1	0	0	0
Counterfeiting/Forgery	0	0	0	0
Destruction/Damage/Vandalism	4	0	0	0
Embezzlement	0	0	0	0
Extortion/Blackmail	0	0	0	0
Fraud - False Pretenses	0	0	0	0
Fraud - Credit Card/ATM	0	0	0	0
Fraud - Impersonation	0	0	0	0
Fraud - Welfare	0	0	0	0
Fraud - Wire	0	0	0	0
Motor Vehicle Theft	0	0	0	0
Robbery	0	0	0	0
Stolen Property Offenses	0	0	0	0
Theft - Pocket-picking	0	0	0	0
Theft - Purse Snatching	0	0	0	0
Theft - Shoplifting	1	0	0	0
Theft From Building	10	5	6	0
Theft From Coin Machine	7	0	0	0
Theft From Motor Vehicle	0	0	0	0
Theft of Motor Vehicle Parts	0	0	0	0
Theft - All Other Larceny	1	0	0	0
Crimes Against Society				
Drug/Narcotic Violations	0	0	0	0
Drug/Narcotic Equipment Violations	0	0	0	0
Gambling - Betting/Wagering	0	0	0	0
Gambling - Operating/Promoting	0	0	0	0
Gambling - Equipment Violations	0	0	0	0
Gambling - Sports Tampering	0	0	0	0
Pornography/Obscene Material	0	0	0	0
Prostitution	0	0	0	0
Prostitution Assisting/Promoting	0	0	0	0
Purchasing Prostitution	0	0	0	0
Weapon Law Violations	0	0	0	0
Total Group A Offenses	24	5	6	0



2013 Population Estimate	4,195
Offense Overview	
Offense Total	11
Number Cleared	0
Percent Cleared	0.00 %
Group A Crimes per 100,000 population	262.2
Arrest Overview	
Total Arrests	0
Adult Arrests	0
Juvenile Arrests	0
Unknown Age	0
Arrests per 100,000 population	0.0
Average number offenses/incident	1.00

Domestic Violence Victims		
Offense	Reported	Cleared
Murder	0	0
Aggravated Assault	0	0
Simple Assault	0	0
Intimidation	0	0
Stalking	0	0
Forcible Rape	0	0
Forcible Sodomy	0	0
Sexual Assault W/Object	0	0
Forcible Fondling	0	0
Incest	0	0
Statutory Rape	0	0
Kidnapping/Abduction	0	0
Total	0	0

TIBRS Group B Arrests		
Offense	Adult	Juvenile
Bad Checks	0	0
Curfew/Vagrancy	0	0
Disorderly Conduct	0	0
DUI	0	0
Drunkenness	0	0
Family-Non Violent	0	0
Liquor Law Violations	0	0
Peeping Tom	0	0
Trespass	0	0
All Other Offenses	0	0
Total Group B	0	0

TIBRS Group A Offenses	Offenses		Arrests	
	Reported	Cleared	Adult	Juvenile
Crimes Against Persons				
Murder	0	0	0	0
Negligent Manslaughter	0	0	0	0
Kidnapping/Abduction	0	0	0	0
Forcible Rape	0	0	0	0
Forcible Sodomy	0	0	0	0
Sexual Assault W/Object	0	0	0	0
Forcible Fondling	0	0	0	0
Incest	0	0	0	0
Statutory Rape	0	0	0	0
Aggravated Assault	0	0	0	0
Simple Assault	0	0	0	0
Intimidation	0	0	0	0
Stalking	0	0	0	0
Commercial Sex Acts	0	0	0	0
Involuntary Servitude	0	0	0	0
Crimes Against Property				
Arson	0	0	0	0
Bribery	0	0	0	0
Burglary	0	0	0	0
Counterfeiting/Forgery	0	0	0	0
Destruction/Damage/Vandalism	1	0	0	0
Embezzlement	0	0	0	0
Extortion/Blackmail	0	0	0	0
Fraud - False Pretenses	0	0	0	0
Fraud - Credit Card/ATM	0	0	0	0
Fraud - Impersonation	0	0	0	0
Fraud - Welfare	0	0	0	0
Fraud - Wire	0	0	0	0
Motor Vehicle Theft	0	0	0	0
Robbery	0	0	0	0
Stolen Property Offenses	0	0	0	0
Theft - Pocket-picking	0	0	0	0
Theft - Purse Snatching	0	0	0	0
Theft - Shoplifting	0	0	0	0
Theft From Building	8	0	0	0
Theft From Coin Machine	0	0	0	0
Theft From Motor Vehicle	2	0	0	0
Theft of Motor Vehicle Parts	0	0	0	0
Theft - All Other Larceny	0	0	0	0
Crimes Against Society				
Drug/Narcotic Violations	0	0	0	0
Drug/Narcotic Equipment Violations	0	0	0	0
Gambling - Betting/Wagering	0	0	0	0
Gambling - Operating/Promoting	0	0	0	0
Gambling - Equipment Violations	0	0	0	0
Gambling - Sports Tampering	0	0	0	0
Pornography/Obscene Material	0	0	0	0
Prostitution	0	0	0	0
Prostitution Assisting/Promoting	0	0	0	0
Purchasing Prostitution	0	0	0	0
Weapon Law Violations	0	0	0	0
Total Group A Offenses	11	0	0	0



2013 Population Estimate	9,634
Offense Overview	
Offense Total	66
Number Cleared	12
Percent Cleared	18.18 %
Group A Crimes per 100,000 population	685.1
Arrest Overview	
Total Arrests	17
Adult Arrests	16
Juvenile Arrests	1
Unknown Age	0
Arrests per 100,000 population	176.5
Average number offenses/incident	1.02

Domestic Violence Victims		
Offense	Reported	Cleared
Murder	0	0
Aggravated Assault	0	0
Simple Assault	0	0
Intimidation	1	1
Stalking	0	0
Forcible Rape	0	0
Forcible Sodomy	0	0
Sexual Assault W/Object	0	0
Forcible Fondling	0	0
Incest	0	0
Statutory Rape	0	0
Kidnapping/Abduction	0	0
Total	1	1

TIBRS Group B Arrests		
Offense	Adult	Juvenile
Bad Checks	0	0
Curfew/Vagrancy	0	0
Disorderly Conduct	1	0
DUI	0	0
Drunkenness	0	0
Family-Non Violent	0	0
Liquor Law Violations	0	0
Peeping Tom	0	0
Trespass	1	0
All Other Offenses	2	0
Total Group B	4	0

TIBRS Group A Offenses	Offenses		Arrests	
	Reported	Cleared	Adult	Juvenile
Crimes Against Persons				
Murder	0	0	0	0
Negligent Manslaughter	0	0	0	0
Kidnapping/Abduction	0	0	0	0
Forcible Rape	1	0	0	0
Forcible Sodomy	0	0	0	0
Sexual Assault W/Object	0	0	0	0
Forcible Fondling	0	0	0	0
Incest	0	0	0	0
Statutory Rape	0	0	0	0
Aggravated Assault	1	0	0	0
Simple Assault	3	3	2	0
Intimidation	10	5	5	0
Stalking	1	0	0	0
Commercial Sex Acts	0	0	0	0
Involuntary Servitude	0	0	0	0
Crimes Against Property				
Arson	0	0	0	0
Bribery	0	0	0	0
Burglary	0	0	0	0
Counterfeiting/Forgery	0	0	0	0
Destruction/Damage/Vandalism	8	1	2	1
Embezzlement	0	0	0	0
Extortion/Blackmail	0	0	0	0
Fraud - False Pretenses	0	0	0	0
Fraud - Credit Card/ATM	1	0	0	0
Fraud - Impersonation	0	0	0	0
Fraud - Welfare	0	0	0	0
Fraud - Wire	0	0	0	0
Motor Vehicle Theft	0	0	0	0
Robbery	0	0	0	0
Stolen Property Offenses	0	0	0	0
Theft - Pocket-picking	0	0	0	0
Theft - Purse Snatching	0	0	0	0
Theft - Shoplifting	2	2	2	0
Theft From Building	31	1	1	0
Theft From Coin Machine	0	0	0	0
Theft From Motor Vehicle	4	0	0	0
Theft of Motor Vehicle Parts	2	0	0	0
Theft - All Other Larceny	2	0	0	0
Crimes Against Society				
Drug/Narcotic Violations	0	0	0	0
Drug/Narcotic Equipment Violations	0	0	0	0
Gambling - Betting/Wagering	0	0	0	0
Gambling - Operating/Promoting	0	0	0	0
Gambling - Equipment Violations	0	0	0	0
Gambling - Sports Tampering	0	0	0	0
Pornography/Obscene Material	0	0	0	0
Prostitution	0	0	0	0
Prostitution Assisting/Promoting	0	0	0	0
Purchasing Prostitution	0	0	0	0
Weapon Law Violations	0	0	0	0
Total Group A Offenses	66	12	12	1



2013 Population Estimate	10,829
Offense Overview	
Offense Total	294
Number Cleared	41
Percent Cleared	13.95 %
Group A Crimes per 100,000 population	2,714.9
Arrest Overview	
Total Arrests	54
Adult Arrests	54
Juvenile Arrests	0
Unknown Age	0
Arrests per 100,000 population	498.7
Average number offenses/incident	1.14

Domestic Violence Victims		
Offense	Reported	Cleared
Murder	0	0
Aggravated Assault	0	0
Simple Assault	0	0
Intimidation	0	0
Stalking	0	0
Forcible Rape	0	0
Forcible Sodomy	0	0
Sexual Assault W/Object	0	0
Forcible Fondling	0	0
Incest	0	0
Statutory Rape	0	0
Kidnapping/Abduction	0	0
Total	0	0

TIBRS Group B Arrests		
Offense	Adult	Juvenile
Bad Checks	0	0
Curfew/Vagrancy	0	0
Disorderly Conduct	10	0
DUI	0	0
Drunkenness	3	0
Family-Non Violent	0	0
Liquor Law Violations	3	0
Peeping Tom	0	0
Trespass	1	0
All Other Offenses	8	0
Total Group B	25	0

TIBRS Group A Offenses	Offenses		Arrests	
	Reported	Cleared	Adult	Juvenile
Crimes Against Persons				
Murder	0	0	0	0
Negligent Manslaughter	0	0	0	0
Kidnapping/Abduction	0	0	0	0
Forcible Rape	2	0	0	0
Forcible Sodomy	0	0	0	0
Sexual Assault W/Object	1	1	0	0
Forcible Fondling	0	0	0	0
Incest	0	0	0	0
Statutory Rape	0	0	0	0
Aggravated Assault	13	4	2	0
Simple Assault	55	11	9	0
Intimidation	8	1	1	0
Stalking	1	0	0	0
Commercial Sex Acts	0	0	0	0
Involuntary Servitude	0	0	0	0
Crimes Against Property				
Arson	0	0	0	0
Bribery	0	0	0	0
Burglary	17	0	0	0
Counterfeiting/Forgery	2	0	0	0
Destruction/Damage/Vandalism	20	0	0	0
Embezzlement	0	0	0	0
Extortion/Blackmail	0	0	0	0
Fraud - False Pretenses	3	0	0	0
Fraud - Credit Card/ATM	2	0	0	0
Fraud - Impersonation	2	0	0	0
Fraud - Welfare	0	0	0	0
Fraud - Wire	0	0	0	0
Motor Vehicle Theft	1	0	0	0
Robbery	12	1	0	0
Stolen Property Offenses	0	0	0	0
Theft - Pocket-picking	2	0	0	0
Theft - Purse Snatching	0	0	0	0
Theft - Shoplifting	0	0	0	0
Theft From Building	84	1	1	0
Theft From Coin Machine	0	0	0	0
Theft From Motor Vehicle	13	0	0	0
Theft of Motor Vehicle Parts	0	0	0	0
Theft - All Other Larceny	7	0	0	0
Crimes Against Society				
Drug/Narcotic Violations	27	10	10	0
Drug/Narcotic Equipment Violations	11	6	2	0
Gambling - Betting/Wagering	1	0	0	0
Gambling - Operating/Promoting	0	0	0	0
Gambling - Equipment Violations	1	0	0	0
Gambling - Sports Tampering	0	0	0	0
Pornography/Obscene Material	0	0	0	0
Prostitution	0	0	0	0
Prostitution Assisting/Promoting	0	0	0	0
Purchasing Prostitution	0	0	0	0
Weapon Law Violations	9	6	4	0
Total Group A Offenses	294	41	29	0



2013 Population Estimate	11,065
Offense Overview	
Offense Total	184
Number Cleared	63
Percent Cleared	34.24 %
Group A Crimes per 100,000 population	1,662.9
Arrest Overview	
Total Arrests	122
Adult Arrests	120
Juvenile Arrests	2
Unknown Age	0
Arrests per 100,000 population	1,102.6
Average number offenses/incident	1.10

Domestic Violence Victims		
Offense	Reported	Cleared
Murder	0	0
Aggravated Assault	1	0
Simple Assault	1	1
Intimidation	4	1
Stalking	0	0
Forcible Rape	0	0
Forcible Sodomy	0	0
Sexual Assault W/Object	0	0
Forcible Fondling	0	0
Incest	0	0
Statutory Rape	0	0
Kidnapping/Abduction	0	0
Total	6	2

TIBRS Group B Arrests		
Offense	Adult	Juvenile
Bad Checks	0	0
Curfew/Vagrancy	0	0
Disorderly Conduct	11	0
DUI	8	0
Drunkenness	10	0
Family-Non Violent	0	0
Liquor Law Violations	20	1
Peeping Tom	0	0
Trespass	3	0
All Other Offenses	2	0
Total Group B	54	1

TIBRS Group A Offenses	Offenses		Arrests	
	Reported	Cleared	Adult	Juvenile
Crimes Against Persons				
Murder	0	0	0	0
Negligent Manslaughter	0	0	0	0
Kidnapping/Abduction	0	0	0	0
Forcible Rape	1	0	0	0
Forcible Sodomy	0	0	0	0
Sexual Assault W/Object	0	0	0	0
Forcible Fondling	1	1	1	0
Incest	0	0	0	0
Statutory Rape	0	0	0	0
Aggravated Assault	2	0	0	0
Simple Assault	2	2	2	0
Intimidation	21	13	12	0
Stalking	1	1	1	0
Commercial Sex Acts	0	0	0	0
Involuntary Servitude	0	0	0	0
Crimes Against Property				
Arson	2	1	2	0
Bribery	0	0	0	0
Burglary	26	3	3	0
Counterfeiting/Forgery	0	0	0	0
Destruction/Damage/Vandalism	34	2	1	1
Embezzlement	0	0	0	0
Extortion/Blackmail	1	0	0	0
Fraud - False Pretenses	4	0	0	0
Fraud - Credit Card/ATM	3	1	1	0
Fraud - Impersonation	0	0	0	0
Fraud - Welfare	0	0	0	0
Fraud - Wire	0	0	0	0
Motor Vehicle Theft	0	0	0	0
Robbery	0	0	0	0
Stolen Property Offenses	0	0	0	0
Theft - Pocket-picking	0	0	0	0
Theft - Purse Snatching	0	0	0	0
Theft - Shoplifting	0	0	0	0
Theft From Building	19	3	4	0
Theft From Coin Machine	0	0	0	0
Theft From Motor Vehicle	7	0	0	0
Theft of Motor Vehicle Parts	0	0	0	0
Theft - All Other Larceny	23	2	2	0
Crimes Against Society				
Drug/Narcotic Violations	22	21	31	0
Drug/Narcotic Equipment Violations	15	13	6	0
Gambling - Betting/Wagering	0	0	0	0
Gambling - Operating/Promoting	0	0	0	0
Gambling - Equipment Violations	0	0	0	0
Gambling - Sports Tampering	0	0	0	0
Pornography/Obscene Material	0	0	0	0
Prostitution	0	0	0	0
Prostitution Assisting/Promoting	0	0	0	0
Purchasing Prostitution	0	0	0	0
Weapon Law Violations	0	0	0	0
Total Group A Offenses	184	63	66	1



2013 Population Estimate	23,564
Offense Overview	
Offense Total	312
Number Cleared	69
Percent Cleared	22.12 %
Group A Crimes per 100,000 population	1,324.1
Arrest Overview	
Total Arrests	87
Adult Arrests	84
Juvenile Arrests	3
Unknown Age	0
Arrests per 100,000 population	369.2
Average number offenses/incident	1.06

Domestic Violence Victims		
Offense	Reported	Cleared
Murder	0	0
Aggravated Assault	0	0
Simple Assault	10	6
Intimidation	1	0
Stalking	0	0
Forcible Rape	0	0
Forcible Sodomy	0	0
Sexual Assault W/Object	0	0
Forcible Fondling	0	0
Incest	0	0
Statutory Rape	0	0
Kidnapping/Abduction	0	0
Total	11	6

TIBRS Group B Arrests		
Offense	Adult	Juvenile
Bad Checks	0	0
Curfew/Vagrancy	0	0
Disorderly Conduct	0	0
DUI	2	0
Drunkenness	4	0
Family-Non Violent	0	0
Liquor Law Violations	2	0
Peeping Tom	0	0
Trespass	21	0
All Other Offenses	2	0
Total Group B	31	0

TIBRS Group A Offenses	Offenses		Arrests	
	Reported	Cleared	Adult	Juvenile
Crimes Against Persons				
Murder	0	0	0	0
Negligent Manslaughter	0	0	0	0
Kidnapping/Abduction	0	0	0	0
Forcible Rape	0	0	0	0
Forcible Sodomy	0	0	0	0
Sexual Assault W/Object	1	1	0	0
Forcible Fondling	1	1	1	0
Incest	0	0	0	0
Statutory Rape	0	0	0	0
Aggravated Assault	3	2	1	0
Simple Assault	25	20	9	0
Intimidation	6	0	0	0
Stalking	0	0	0	0
Commercial Sex Acts	0	0	0	0
Involuntary Servitude	0	0	0	0
Crimes Against Property				
Arson	1	0	0	0
Bribery	0	0	0	0
Burglary	38	1	1	0
Counterfeiting/Forgery	0	0	0	0
Destruction/Damage/Vandalism	38	4	3	0
Embezzlement	2	1	0	0
Extortion/Blackmail	0	0	0	0
Fraud - False Pretenses	3	3	2	0
Fraud - Credit Card/ATM	2	0	0	0
Fraud - Impersonation	0	0	0	0
Fraud - Welfare	0	0	0	0
Fraud - Wire	1	0	0	0
Motor Vehicle Theft	3	1	1	0
Robbery	2	1	0	1
Stolen Property Offenses	1	1	0	0
Theft - Pocket-picking	0	0	0	0
Theft - Purse Snatching	0	0	0	0
Theft - Shoplifting	6	3	3	0
Theft From Building	75	6	7	0
Theft From Coin Machine	1	0	0	0
Theft From Motor Vehicle	18	0	0	0
Theft of Motor Vehicle Parts	27	2	1	0
Theft - All Other Larceny	33	2	1	1
Crimes Against Society				
Drug/Narcotic Violations	13	11	17	1
Drug/Narcotic Equipment Violations	7	5	3	0
Gambling - Betting/Wagering	0	0	0	0
Gambling - Operating/Promoting	0	0	0	0
Gambling - Equipment Violations	0	0	0	0
Gambling - Sports Tampering	0	0	0	0
Pornography/Obscene Material	0	0	0	0
Prostitution	0	0	0	0
Prostitution Assisting/Promoting	0	0	0	0
Purchasing Prostitution	0	0	0	0
Weapon Law Violations	5	4	3	0
Total Group A Offenses	312	69	53	3



2013 Population Estimate	11,937
Offense Overview	
Offense Total	293
Number Cleared	106
Percent Cleared	36.18 %
Group A Crimes per 100,000 population	2,454.6
Arrest Overview	
Total Arrests	192
Adult Arrests	190
Juvenile Arrests	2
Unknown Age	0
Arrests per 100,000 population	1,608.4
Average number offenses/incident	1.19

Domestic Violence Victims		
Offense	Reported	Cleared
Murder	0	0
Aggravated Assault	0	0
Simple Assault	3	1
Intimidation	0	0
Stalking	0	0
Forcible Rape	0	0
Forcible Sodomy	0	0
Sexual Assault W/Object	0	0
Forcible Fondling	0	0
Incest	0	0
Statutory Rape	0	0
Kidnapping/Abduction	0	0
Total	3	1

TIBRS Group B Arrests		
Offense	Adult	Juvenile
Bad Checks	0	0
Curfew/Vagrancy	0	0
Disorderly Conduct	1	0
DUI	1	0
Drunkenness	7	0
Family-Non Violent	0	0
Liquor Law Violations	65	2
Peeping Tom	0	0
Trespass	4	0
All Other Offenses	6	0
Total Group B	84	2

TIBRS Group A Offenses	Offenses		Arrests	
	Reported	Cleared	Adult	Juvenile
Crimes Against Persons				
Murder	0	0	0	0
Negligent Manslaughter	0	0	0	0
Kidnapping/Abduction	0	0	0	0
Forcible Rape	0	0	0	0
Forcible Sodomy	0	0	0	0
Sexual Assault W/Object	0	0	0	0
Forcible Fondling	0	0	0	0
Incest	0	0	0	0
Statutory Rape	0	0	0	0
Aggravated Assault	1	1	1	0
Simple Assault	9	4	3	0
Intimidation	5	2	3	0
Stalking	0	0	0	0
Commercial Sex Acts	0	0	0	0
Involuntary Servitude	0	0	0	0
Crimes Against Property				
Arson	0	0	0	0
Bribery	0	0	0	0
Burglary	10	0	0	0
Counterfeiting/Forgery	9	2	4	0
Destruction/Damage/Vandalism	37	2	1	0
Embezzlement	0	0	0	0
Extortion/Blackmail	0	0	0	0
Fraud - False Pretenses	3	1	0	0
Fraud - Credit Card/ATM	3	0	0	0
Fraud - Impersonation	0	0	0	0
Fraud - Welfare	0	0	0	0
Fraud - Wire	0	0	0	0
Motor Vehicle Theft	9	0	0	0
Robbery	0	0	0	0
Stolen Property Offenses	0	0	0	0
Theft - Pocket-picking	0	0	0	0
Theft - Purse Snatching	0	0	0	0
Theft - Shoplifting	0	0	0	0
Theft From Building	39	0	1	0
Theft From Coin Machine	2	0	0	0
Theft From Motor Vehicle	37	3	2	0
Theft of Motor Vehicle Parts	1	0	0	0
Theft - All Other Larceny	36	1	0	0
Crimes Against Society				
Drug/Narcotic Violations	49	47	68	0
Drug/Narcotic Equipment Violations	43	43	23	0
Gambling - Betting/Wagering	0	0	0	0
Gambling - Operating/Promoting	0	0	0	0
Gambling - Equipment Violations	0	0	0	0
Gambling - Sports Tampering	0	0	0	0
Pornography/Obscene Material	0	0	0	0
Prostitution	0	0	0	0
Prostitution Assisting/Promoting	0	0	0	0
Purchasing Prostitution	0	0	0	0
Weapon Law Violations	0	0	0	0
Total Group A Offenses	293	106	106	0



2013 Population Estimate	34,119
Offense Overview	
Offense Total	667
Number Cleared	296
Percent Cleared	44.38 %
Group A Crimes per 100,000 population	1,954.9
Arrest Overview	
Total Arrests	636
Adult Arrests	624
Juvenile Arrests	12
Unknown Age	0
Arrests per 100,000 population	1,864.1
Average number offenses/incident	1.22

Domestic Violence Victims		
Offense	Reported	Cleared
Murder	0	0
Aggravated Assault	0	0
Simple Assault	6	6
Intimidation	1	0
Stalking	0	0
Forcible Rape	0	0
Forcible Sodomy	0	0
Sexual Assault W/Object	0	0
Forcible Fondling	0	0
Incest	0	0
Statutory Rape	0	0
Kidnapping/Abduction	0	0
Total	7	6

TIBRS Group B Arrests		
Offense	Adult	Juvenile
Bad Checks	0	0
Curfew/Vagrancy	0	5
Disorderly Conduct	2	0
DUI	37	0
Drunkenness	110	0
Family-Non Violent	2	0
Liquor Law Violations	152	2
Peeping Tom	0	0
Trespass	41	0
All Other Offenses	29	1
Total Group B	373	8

TIBRS Group A Offenses	Offenses		Arrests	
	Reported	Cleared	Adult	Juvenile
Crimes Against Persons				
Murder	0	0	0	0
Negligent Manslaughter	0	0	0	0
Kidnapping/Abduction	0	0	0	0
Forcible Rape	2	0	0	0
Forcible Sodomy	1	1	0	0
Sexual Assault W/Object	1	0	0	0
Forcible Fondling	2	1	0	0
Incest	0	0	0	0
Statutory Rape	0	0	0	0
Aggravated Assault	3	2	2	0
Simple Assault	24	23	14	0
Intimidation	10	0	0	0
Stalking	11	6	3	0
Commercial Sex Acts	0	0	0	0
Involuntary Servitude	0	0	0	0
Crimes Against Property				
Arson	0	0	0	0
Bribery	0	0	0	0
Burglary	17	0	0	0
Counterfeiting/Forgery	2	2	2	0
Destruction/Damage/Vandalism	88	11	7	0
Embezzlement	0	0	0	0
Extortion/Blackmail	0	0	0	0
Fraud - False Pretenses	30	25	27	0
Fraud - Credit Card/ATM	2	1	0	0
Fraud - Impersonation	4	2	1	0
Fraud - Welfare	0	0	0	0
Fraud - Wire	0	0	0	0
Motor Vehicle Theft	17	1	0	2
Robbery	2	1	2	0
Stolen Property Offenses	0	0	0	0
Theft - Pocket-picking	2	0	0	0
Theft - Purse Snatching	0	0	0	0
Theft - Shoplifting	3	3	2	1
Theft From Building	101	5	3	0
Theft From Coin Machine	2	0	0	0
Theft From Motor Vehicle	40	3	3	0
Theft of Motor Vehicle Parts	5	0	0	0
Theft - All Other Larceny	64	2	4	0
Crimes Against Society				
Drug/Narcotic Violations	119	105	126	0
Drug/Narcotic Equipment Violations	107	94	49	1
Gambling - Betting/Wagering	0	0	0	0
Gambling - Operating/Promoting	0	0	0	0
Gambling - Equipment Violations	0	0	0	0
Gambling - Sports Tampering	0	0	0	0
Pornography/Obscene Material	0	0	0	0
Prostitution	0	0	0	0
Prostitution Assisting/Promoting	0	0	0	0
Purchasing Prostitution	0	0	0	0
Weapon Law Violations	8	8	6	0
Total Group A Offenses	667	296	251	4



2013 Population Estimate	7,549
Offense Overview	
Offense Total	87
Number Cleared	44
Percent Cleared	50.57 %
Group A Crimes per 100,000 population	1,152.5
Arrest Overview	
Total Arrests	127
Adult Arrests	126
Juvenile Arrests	1
Unknown Age	0
Arrests per 100,000 population	1,682.3
Average number offenses/incident	1.12

Domestic Violence Victims		
Offense	Reported	Cleared
Murder	0	0
Aggravated Assault	0	0
Simple Assault	2	2
Intimidation	0	0
Stalking	0	0
Forcible Rape	0	0
Forcible Sodomy	0	0
Sexual Assault W/Object	0	0
Forcible Fondling	0	0
Incest	0	0
Statutory Rape	0	0
Kidnapping/Abduction	0	0
Total	2	2

TIBRS Group B Arrests		
Offense	Adult	Juvenile
Bad Checks	0	0
Curfew/Vagrancy	0	0
Disorderly Conduct	0	0
DUI	9	0
Drunkenness	9	0
Family-Non Violent	1	0
Liquor Law Violations	77	0
Peeping Tom	0	0
Trespass	0	0
All Other Offenses	0	0
Total Group B	96	0

TIBRS Group A Offenses	Offenses		Arrests	
	Reported	Cleared	Adult	Juvenile
Crimes Against Persons				
Murder	0	0	0	0
Negligent Manslaughter	0	0	0	0
Kidnapping/Abduction	0	0	0	0
Forcible Rape	2	2	0	0
Forcible Sodomy	0	0	0	0
Sexual Assault W/Object	0	0	0	0
Forcible Fondling	1	1	0	0
Incest	0	0	0	0
Statutory Rape	0	0	0	0
Aggravated Assault	3	3	1	0
Simple Assault	8	7	3	0
Intimidation	2	2	0	0
Stalking	1	1	1	0
Commercial Sex Acts	0	0	0	0
Involuntary Servitude	0	0	0	0
Crimes Against Property				
Arson	0	0	0	0
Bribery	0	0	0	0
Burglary	6	1	6	0
Counterfeiting/Forgery	0	0	0	0
Destruction/Damage/Vandalism	17	4	1	0
Embezzlement	0	0	0	0
Extortion/Blackmail	0	0	0	0
Fraud - False Pretenses	0	0	0	0
Fraud - Credit Card/ATM	1	1	1	0
Fraud - Impersonation	1	1	1	0
Fraud - Welfare	0	0	0	0
Fraud - Wire	0	0	0	0
Motor Vehicle Theft	1	1	0	1
Robbery	0	0	0	0
Stolen Property Offenses	1	1	0	0
Theft - Pocket-picking	0	0	0	0
Theft - Purse Snatching	0	0	0	0
Theft - Shoplifting	0	0	0	0
Theft From Building	10	4	1	0
Theft From Coin Machine	2	0	0	0
Theft From Motor Vehicle	8	0	0	0
Theft of Motor Vehicle Parts	1	1	0	0
Theft - All Other Larceny	7	0	0	0
Crimes Against Society				
Drug/Narcotic Violations	9	8	10	0
Drug/Narcotic Equipment Violations	5	5	5	0
Gambling - Betting/Wagering	0	0	0	0
Gambling - Operating/Promoting	0	0	0	0
Gambling - Equipment Violations	0	0	0	0
Gambling - Sports Tampering	0	0	0	0
Pornography/Obscene Material	0	0	0	0
Prostitution	0	0	0	0
Prostitution Assisting/Promoting	0	0	0	0
Purchasing Prostitution	0	0	0	0
Weapon Law Violations	1	1	0	0
Total Group A Offenses	87	44	30	1



2013 Population Estimate	6,998
Offense Overview	
Offense Total	40
Number Cleared	10
Percent Cleared	25.00 %
Group A Crimes per 100,000 population	571.6
Arrest Overview	
Total Arrests	12
Adult Arrests	12
Juvenile Arrests	0
Unknown Age	0
Arrests per 100,000 population	171.5
Average number offenses/incident	1.03

Domestic Violence Victims		
Offense	Reported	Cleared
Murder	0	0
Aggravated Assault	0	0
Simple Assault	2	2
Intimidation	0	0
Stalking	0	0
Forcible Rape	0	0
Forcible Sodomy	0	0
Sexual Assault W/Object	0	0
Forcible Fondling	0	0
Incest	0	0
Statutory Rape	0	0
Kidnapping/Abduction	0	0
Total	2	2

TIBRS Group B Arrests		
Offense	Adult	Juvenile
Bad Checks	0	0
Curfew/Vagrancy	0	0
Disorderly Conduct	0	0
DUI	0	0
Drunkenness	2	0
Family-Non Violent	0	0
Liquor Law Violations	0	0
Peeping Tom	0	0
Trespass	1	0
All Other Offenses	0	0
Total Group B	3	0

TIBRS Group A Offenses	Offenses		Arrests	
	Reported	Cleared	Adult	Juvenile
Crimes Against Persons				
Murder	0	0	0	0
Negligent Manslaughter	0	0	0	0
Kidnapping/Abduction	0	0	0	0
Forcible Rape	0	0	0	0
Forcible Sodomy	0	0	0	0
Sexual Assault W/Object	0	0	0	0
Forcible Fondling	0	0	0	0
Incest	0	0	0	0
Statutory Rape	0	0	0	0
Aggravated Assault	0	0	0	0
Simple Assault	3	3	3	0
Intimidation	4	1	0	0
Stalking	0	0	0	0
Commercial Sex Acts	0	0	0	0
Involuntary Servitude	0	0	0	0
Crimes Against Property				
Arson	0	0	0	0
Bribery	0	0	0	0
Burglary	2	0	0	0
Counterfeiting/Forgery	0	0	0	0
Destruction/Damage/Vandalism	4	1	2	0
Embezzlement	0	0	0	0
Extortion/Blackmail	0	0	0	0
Fraud - False Pretenses	1	1	1	0
Fraud - Credit Card/ATM	0	0	0	0
Fraud - Impersonation	0	0	0	0
Fraud - Welfare	0	0	0	0
Fraud - Wire	0	0	0	0
Motor Vehicle Theft	0	0	0	0
Robbery	0	0	0	0
Stolen Property Offenses	0	0	0	0
Theft - Pocket-picking	0	0	0	0
Theft - Purse Snatching	0	0	0	0
Theft - Shoplifting	0	0	0	0
Theft From Building	16	3	3	0
Theft From Coin Machine	0	0	0	0
Theft From Motor Vehicle	0	0	0	0
Theft of Motor Vehicle Parts	0	0	0	0
Theft - All Other Larceny	9	0	0	0
Crimes Against Society				
Drug/Narcotic Violations	0	0	0	0
Drug/Narcotic Equipment Violations	0	0	0	0
Gambling - Betting/Wagering	0	0	0	0
Gambling - Operating/Promoting	0	0	0	0
Gambling - Equipment Violations	0	0	0	0
Gambling - Sports Tampering	0	0	0	0
Pornography/Obscene Material	0	0	0	0
Prostitution	0	0	0	0
Prostitution Assisting/Promoting	0	0	0	0
Purchasing Prostitution	0	0	0	0
Weapon Law Violations	1	1	0	0
Total Group A Offenses	40	10	9	0



2013 Population Estimate	2,541
Offense Overview	
Offense Total	243
Number Cleared	99
Percent Cleared	40.74 %
Group A Crimes per 100,000 population	9,563.2
Arrest Overview	
Total Arrests	269
Adult Arrests	259
Juvenile Arrests	10
Unknown Age	0
Arrests per 100,000 population	10,586.4
Average number offenses/incident	1.24

Domestic Violence Victims		
Offense	Reported	Cleared
Murder	0	0
Aggravated Assault	0	0
Simple Assault	0	0
Intimidation	1	0
Stalking	0	0
Forcible Rape	0	0
Forcible Sodomy	0	0
Sexual Assault W/Object	0	0
Forcible Fondling	0	0
Incest	0	0
Statutory Rape	0	0
Kidnapping/Abduction	0	0
Total	1	0

TIBRS Group B Arrests		
Offense	Adult	Juvenile
Bad Checks	0	0
Curfew/Vagrancy	0	0
Disorderly Conduct	11	0
DUI	4	0
Drunkenness	2	0
Family-Non Violent	0	0
Liquor Law Violations	147	8
Peeping Tom	0	0
Trespass	1	2
All Other Offenses	7	0
Total Group B	172	10

TIBRS Group A Offenses	Offenses		Arrests	
	Reported	Cleared	Adult	Juvenile
Crimes Against Persons				
Murder	0	0	0	0
Negligent Manslaughter	0	0	0	0
Kidnapping/Abduction	0	0	0	0
Forcible Rape	3	1	1	0
Forcible Sodomy	0	0	0	0
Sexual Assault W/Object	0	0	0	0
Forcible Fondling	5	1	1	0
Incest	0	0	0	0
Statutory Rape	0	0	0	0
Aggravated Assault	1	0	0	0
Simple Assault	8	5	4	0
Intimidation	4	1	1	0
Stalking	0	0	0	0
Commercial Sex Acts	0	0	0	0
Involuntary Servitude	0	0	0	0
Crimes Against Property				
Arson	0	0	0	0
Bribery	0	0	0	0
Burglary	10	1	0	0
Counterfeiting/Forgery	0	0	0	0
Destruction/Damage/Vandalism	52	9	11	0
Embezzlement	0	0	0	0
Extortion/Blackmail	0	0	0	0
Fraud - False Pretenses	2	1	2	0
Fraud - Credit Card/ATM	1	0	0	0
Fraud - Impersonation	3	2	2	0
Fraud - Welfare	0	0	0	0
Fraud - Wire	0	0	0	0
Motor Vehicle Theft	0	0	0	0
Robbery	0	0	0	0
Stolen Property Offenses	0	0	0	0
Theft - Pocket-picking	0	0	0	0
Theft - Purse Snatching	0	0	0	0
Theft - Shoplifting	0	0	0	0
Theft From Building	28	1	2	0
Theft From Coin Machine	1	0	0	0
Theft From Motor Vehicle	1	0	0	0
Theft of Motor Vehicle Parts	1	0	0	0
Theft - All Other Larceny	20	3	2	0
Crimes Against Society				
Drug/Narcotic Violations	50	36	46	0
Drug/Narcotic Equipment Violations	46	34	11	0
Gambling - Betting/Wagering	1	1	3	0
Gambling - Operating/Promoting	0	0	0	0
Gambling - Equipment Violations	0	0	0	0
Gambling - Sports Tampering	0	0	0	0
Pornography/Obscene Material	1	0	0	0
Prostitution	0	0	0	0
Prostitution Assisting/Promoting	0	0	0	0
Purchasing Prostitution	0	0	0	0
Weapon Law Violations	5	3	1	0
Total Group A Offenses	243	99	87	0



2013 Population Estimate	36,076
Offense Overview	
Offense Total	817
Number Cleared	320
Percent Cleared	39.17 %
Group A Crimes per 100,000 population	2,264.7
Arrest Overview	
Total Arrests	377
Adult Arrests	355
Juvenile Arrests	22
Unknown Age	0
Arrests per 100,000 population	1,045.0
Average number offenses/incident	1.08

Domestic Violence Victims		
Offense	Reported	Cleared
Murder	0	0
Aggravated Assault	2	2
Simple Assault	16	11
Intimidation	6	5
Stalking	1	0
Forcible Rape	1	1
Forcible Sodomy	0	0
Sexual Assault W/Object	0	0
Forcible Fondling	0	0
Incest	0	0
Statutory Rape	0	0
Kidnapping/Abduction	2	2
Total	28	21

TIBRS Group B Arrests		
Offense	Adult	Juvenile
Bad Checks	0	0
Curfew/Vagrancy	0	0
Disorderly Conduct	9	1
DUI	8	0
Drunkenness	62	0
Family-Non Violent	1	0
Liquor Law Violations	31	2
Peeping Tom	0	0
Trespass	60	0
All Other Offenses	7	1
Total Group B	178	4

TIBRS Group A Offenses	Offenses		Arrests	
	Reported	Cleared	Adult	Juvenile
Crimes Against Persons				
Murder	0	0	0	0
Negligent Manslaughter	0	0	0	0
Kidnapping/Abduction	3	3	2	0
Forcible Rape	13	1	0	0
Forcible Sodomy	0	0	0	0
Sexual Assault W/Object	2	0	0	0
Forcible Fondling	7	2	0	0
Incest	0	0	0	0
Statutory Rape	0	0	0	0
Aggravated Assault	11	11	6	0
Simple Assault	67	52	19	0
Intimidation	37	26	3	0
Stalking	9	0	0	0
Commercial Sex Acts	0	0	0	0
Involuntary Servitude	0	0	0	0
Crimes Against Property				
Arson	1	0	1	0
Bribery	0	0	0	0
Burglary	9	3	1	0
Counterfeiting/Forgery	6	0	0	0
Destruction/Damage/Vandalism	89	22	4	0
Embezzlement	9	8	4	0
Extortion/Blackmail	0	0	0	0
Fraud - False Pretenses	23	7	2	0
Fraud - Credit Card/ATM	4	1	0	0
Fraud - Impersonation	7	6	6	0
Fraud - Welfare	0	0	0	0
Fraud - Wire	1	0	0	0
Motor Vehicle Theft	6	4	2	2
Robbery	1	0	0	0
Stolen Property Offenses	0	0	0	0
Theft - Pocket-picking	2	0	0	0
Theft - Purse Snatching	0	0	0	0
Theft - Shoplifting	36	22	14	8
Theft From Building	244	31	15	0
Theft From Coin Machine	0	0	0	0
Theft From Motor Vehicle	34	2	1	0
Theft of Motor Vehicle Parts	7	0	0	0
Theft - All Other Larceny	66	15	7	0
Crimes Against Society				
Drug/Narcotic Violations	93	77	87	7
Drug/Narcotic Equipment Violations	28	25	2	1
Gambling - Betting/Wagering	0	0	0	0
Gambling - Operating/Promoting	0	0	0	0
Gambling - Equipment Violations	0	0	0	0
Gambling - Sports Tampering	0	0	0	0
Pornography/Obscene Material	0	0	0	0
Prostitution	0	0	0	0
Prostitution Assisting/Promoting	0	0	0	0
Purchasing Prostitution	0	0	0	0
Weapon Law Violations	2	2	1	0
Total Group A Offenses	817	320	177	18



2013 Population Estimate	7,043
Offense Overview	
Offense Total	23
Number Cleared	7
Percent Cleared	30.43 %
Group A Crimes per 100,000 population	326.6
Arrest Overview	
Total Arrests	12
Adult Arrests	11
Juvenile Arrests	1
Unknown Age	0
Arrests per 100,000 population	170.4
Average number offenses/incident	1.00

Domestic Violence Victims		
Offense	Reported	Cleared
Murder	0	0
Aggravated Assault	0	0
Simple Assault	0	0
Intimidation	0	0
Stalking	1	0
Forcible Rape	0	0
Forcible Sodomy	0	0
Sexual Assault W/Object	0	0
Forcible Fondling	0	0
Incest	0	0
Statutory Rape	0	0
Kidnapping/Abduction	0	0
Total	1	0

TIBRS Group B Arrests		
Offense	Adult	Juvenile
Bad Checks	0	0
Curfew/Vagrancy	0	0
Disorderly Conduct	2	0
DUI	1	0
Drunkenness	0	0
Family-Non Violent	0	0
Liquor Law Violations	0	0
Peeping Tom	0	0
Trespass	0	0
All Other Offenses	0	1
Total Group B	3	1

TIBRS Group A Offenses	Offenses		Arrests	
	Reported	Cleared	Adult	Juvenile
Crimes Against Persons				
Murder	0	0	0	0
Negligent Manslaughter	0	0	0	0
Kidnapping/Abduction	0	0	0	0
Forcible Rape	0	0	0	0
Forcible Sodomy	0	0	0	0
Sexual Assault W/Object	0	0	0	0
Forcible Fondling	0	0	0	0
Incest	0	0	0	0
Statutory Rape	0	0	0	0
Aggravated Assault	0	0	0	0
Simple Assault	0	0	0	0
Intimidation	3	3	3	0
Stalking	1	0	0	0
Commercial Sex Acts	0	0	0	0
Involuntary Servitude	0	0	0	0
Crimes Against Property				
Arson	0	0	0	0
Bribery	0	0	0	0
Burglary	0	0	0	0
Counterfeiting/Forgery	0	0	0	0
Destruction/Damage/Vandalism	6	0	0	0
Embezzlement	0	0	0	0
Extortion/Blackmail	0	0	0	0
Fraud - False Pretenses	0	0	0	0
Fraud - Credit Card/ATM	0	0	0	0
Fraud - Impersonation	0	0	0	0
Fraud - Welfare	0	0	0	0
Fraud - Wire	0	0	0	0
Motor Vehicle Theft	0	0	0	0
Robbery	0	0	0	0
Stolen Property Offenses	0	0	0	0
Theft - Pocket-picking	0	0	0	0
Theft - Purse Snatching	0	0	0	0
Theft - Shoplifting	0	0	0	0
Theft From Building	9	2	2	0
Theft From Coin Machine	0	0	0	0
Theft From Motor Vehicle	1	0	0	0
Theft of Motor Vehicle Parts	1	0	0	0
Theft - All Other Larceny	0	0	0	0
Crimes Against Society				
Drug/Narcotic Violations	2	2	3	0
Drug/Narcotic Equipment Violations	0	0	0	0
Gambling - Betting/Wagering	0	0	0	0
Gambling - Operating/Promoting	0	0	0	0
Gambling - Equipment Violations	0	0	0	0
Gambling - Sports Tampering	0	0	0	0
Pornography/Obscene Material	0	0	0	0
Prostitution	0	0	0	0
Prostitution Assisting/Promoting	0	0	0	0
Purchasing Prostitution	0	0	0	0
Weapon Law Violations	0	0	0	0
Total Group A Offenses	23	7	8	0



2013 Population Estimate	5,551
Offense Overview	
Offense Total	7
Number Cleared	1
Percent Cleared	14.29 %
Group A Crimes per 100,000 population	126.1
Arrest Overview	
Total Arrests	2
Adult Arrests	2
Juvenile Arrests	0
Unknown Age	0
Arrests per 100,000 population	36.0
Average number offenses/incident	1.00

Domestic Violence Victims		
Offense	Reported	Cleared
Murder	0	0
Aggravated Assault	0	0
Simple Assault	0	0
Intimidation	0	0
Stalking	0	0
Forcible Rape	0	0
Forcible Sodomy	0	0
Sexual Assault W/Object	0	0
Forcible Fondling	0	0
Incest	0	0
Statutory Rape	0	0
Kidnapping/Abduction	0	0
Total	0	0

TIBRS Group B Arrests		
Offense	Adult	Juvenile
Bad Checks	0	0
Curfew/Vagrancy	0	0
Disorderly Conduct	0	0
DUI	0	0
Drunkenness	1	0
Family-Non Violent	0	0
Liquor Law Violations	0	0
Peeping Tom	0	0
Trespass	0	0
All Other Offenses	0	0
Total Group B	1	0

TIBRS Group A Offenses	Offenses		Arrests	
	Reported	Cleared	Adult	Juvenile
Crimes Against Persons				
Murder	0	0	0	0
Negligent Manslaughter	0	0	0	0
Kidnapping/Abduction	0	0	0	0
Forcible Rape	0	0	0	0
Forcible Sodomy	0	0	0	0
Sexual Assault W/Object	0	0	0	0
Forcible Fondling	0	0	0	0
Incest	0	0	0	0
Statutory Rape	0	0	0	0
Aggravated Assault	0	0	0	0
Simple Assault	1	0	0	0
Intimidation	0	0	0	0
Stalking	0	0	0	0
Commercial Sex Acts	0	0	0	0
Involuntary Servitude	0	0	0	0
Crimes Against Property				
Arson	0	0	0	0
Bribery	0	0	0	0
Burglary	0	0	0	0
Counterfeiting/Forgery	0	0	0	0
Destruction/Damage/Vandalism	1	1	1	0
Embezzlement	0	0	0	0
Extortion/Blackmail	0	0	0	0
Fraud - False Pretenses	0	0	0	0
Fraud - Credit Card/ATM	0	0	0	0
Fraud - Impersonation	0	0	0	0
Fraud - Welfare	0	0	0	0
Fraud - Wire	0	0	0	0
Motor Vehicle Theft	0	0	0	0
Robbery	0	0	0	0
Stolen Property Offenses	0	0	0	0
Theft - Pocket-picking	0	0	0	0
Theft - Purse Snatching	0	0	0	0
Theft - Shoplifting	0	0	0	0
Theft From Building	3	0	0	0
Theft From Coin Machine	0	0	0	0
Theft From Motor Vehicle	1	0	0	0
Theft of Motor Vehicle Parts	0	0	0	0
Theft - All Other Larceny	0	0	0	0
Crimes Against Society				
Drug/Narcotic Violations	0	0	0	0
Drug/Narcotic Equipment Violations	0	0	0	0
Gambling - Betting/Wagering	0	0	0	0
Gambling - Operating/Promoting	0	0	0	0
Gambling - Equipment Violations	0	0	0	0
Gambling - Sports Tampering	0	0	0	0
Pornography/Obscene Material	1	0	0	0
Prostitution	0	0	0	0
Prostitution Assisting/Promoting	0	0	0	0
Purchasing Prostitution	0	0	0	0
Weapon Law Violations	0	0	0	0
Total Group A Offenses	7	1	1	0



OTHER
POLICE
DEPARTMENTS



CRIME IN 2014
TENNESSEE



2013 Population Estimate	N/A
Offense Overview	
Offense Total	74
Number Cleared	74
Percent Cleared	100.00 %
Group A Crimes per 100,000 population	N/A
Arrest Overview	
Total Arrests	174
Adult Arrests	167
Juvenile Arrests	7
Unknown Age	0
Arrests per 100,000 population	N/A
Average number offenses/incident	1.28

Domestic Violence Victims		
Offense	Reported	Cleared
Murder	0	0
Aggravated Assault	0	0
Simple Assault	3	3
Intimidation	0	0
Stalking	0	0
Forcible Rape	0	0
Forcible Sodomy	0	0
Sexual Assault W/Object	0	0
Forcible Fondling	0	0
Incest	0	0
Statutory Rape	0	0
Kidnapping/Abduction	0	0
Total	3	3

TIBRS Group B Arrests		
Offense	Adult	Juvenile
Bad Checks	0	0
Curfew/Vagrancy	0	0
Disorderly Conduct	0	0
DUI	0	0
Drunkenness	6	0
Family-Non Violent	0	1
Liquor Law Violations	0	0
Peeping Tom	0	0
Trespass	66	2
All Other Offenses	35	0
Total Group B	107	3

TIBRS Group A Offenses	Offenses		Arrests	
	Reported	Cleared	Adult	Juvenile
Crimes Against Persons				
Murder	0	0	0	0
Negligent Manslaughter	0	0	0	0
Kidnapping/Abduction	0	0	0	0
Forcible Rape	0	0	0	0
Forcible Sodomy	0	0	0	0
Sexual Assault W/Object	0	0	0	0
Forcible Fondling	0	0	0	0
Incest	0	0	0	0
Statutory Rape	0	0	0	0
Aggravated Assault	2	2	2	0
Simple Assault	4	4	3	0
Intimidation	0	0	0	0
Stalking	0	0	0	0
Commercial Sex Acts	0	0	0	0
Involuntary Servitude	0	0	0	0
Crimes Against Property				
Arson	0	0	0	0
Bribery	0	0	0	0
Burglary	0	0	0	0
Counterfeiting/Forgery	0	0	0	0
Destruction/Damage/Vandalism	1	1	0	0
Embezzlement	0	0	0	0
Extortion/Blackmail	0	0	0	0
Fraud - False Pretenses	0	0	0	0
Fraud - Credit Card/ATM	0	0	0	0
Fraud - Impersonation	0	0	0	0
Fraud - Welfare	0	0	0	0
Fraud - Wire	0	0	0	0
Motor Vehicle Theft	0	0	0	0
Robbery	0	0	0	0
Stolen Property Offenses	0	0	0	0
Theft - Pocket-picking	0	0	0	0
Theft - Purse Snatching	0	0	0	0
Theft - Shoplifting	0	0	0	0
Theft From Building	0	0	0	0
Theft From Coin Machine	0	0	0	0
Theft From Motor Vehicle	0	0	0	0
Theft of Motor Vehicle Parts	0	0	0	0
Theft - All Other Larceny	0	0	0	0
Crimes Against Society				
Drug/Narcotic Violations	47	47	47	3
Drug/Narcotic Equipment Violations	13	13	7	0
Gambling - Betting/Wagering	0	0	0	0
Gambling - Operating/Promoting	0	0	0	0
Gambling - Equipment Violations	0	0	0	0
Gambling - Sports Tampering	0	0	0	0
Pornography/Obscene Material	0	0	0	0
Prostitution	0	0	0	0
Prostitution Assisting/Promoting	0	0	0	0
Purchasing Prostitution	0	0	0	0
Weapon Law Violations	7	7	1	1
Total Group A Offenses	74	74	60	4



2013 Population Estimate	N/A
Offense Overview	
Offense Total	10
Number Cleared	7
Percent Cleared	70.00 %
Group A Crimes per 100,000 population	N/A
Arrest Overview	
Total Arrests	8
Adult Arrests	8
Juvenile Arrests	0
Unknown Age	0
Arrests per 100,000 population	N/A
Average number offenses/incident	1.00

Domestic Violence Victims		
Offense	Reported	Cleared
Murder	0	0
Aggravated Assault	0	0
Simple Assault	0	0
Intimidation	0	0
Stalking	0	0
Forcible Rape	0	0
Forcible Sodomy	0	0
Sexual Assault W/Object	0	0
Forcible Fondling	0	0
Incest	0	0
Statutory Rape	0	0
Kidnapping/Abduction	0	0
Total	0	0

TIBRS Group B Arrests		
Offense	Adult	Juvenile
Bad Checks	0	0
Curfew/Vagrancy	0	0
Disorderly Conduct	1	0
DUI	0	0
Drunkenness	0	0
Family-Non Violent	0	0
Liquor Law Violations	0	0
Peeping Tom	0	0
Trespass	0	0
All Other Offenses	0	0
Total Group B	1	0

TIBRS Group A Offenses	Offenses		Arrests	
	Reported	Cleared	Adult	Juvenile
Crimes Against Persons				
Murder	0	0	0	0
Negligent Manslaughter	0	0	0	0
Kidnapping/Abduction	0	0	0	0
Forcible Rape	0	0	0	0
Forcible Sodomy	0	0	0	0
Sexual Assault W/Object	0	0	0	0
Forcible Fondling	0	0	0	0
Incest	0	0	0	0
Statutory Rape	0	0	0	0
Aggravated Assault	0	0	0	0
Simple Assault	0	0	0	0
Intimidation	0	0	0	0
Stalking	0	0	0	0
Commercial Sex Acts	0	0	0	0
Involuntary Servitude	0	0	0	0
Crimes Against Property				
Arson	0	0	0	0
Bribery	0	0	0	0
Burglary	2	0	0	0
Counterfeiting/Forgery	0	0	0	0
Destruction/Damage/Vandalism	0	0	0	0
Embezzlement	0	0	0	0
Extortion/Blackmail	0	0	0	0
Fraud - False Pretenses	0	0	0	0
Fraud - Credit Card/ATM	0	0	0	0
Fraud - Impersonation	0	0	0	0
Fraud - Welfare	0	0	0	0
Fraud - Wire	0	0	0	0
Motor Vehicle Theft	0	0	0	0
Robbery	0	0	0	0
Stolen Property Offenses	0	0	0	0
Theft - Pocket-picking	0	0	0	0
Theft - Purse Snatching	0	0	0	0
Theft - Shoplifting	0	0	0	0
Theft From Building	0	0	0	0
Theft From Coin Machine	1	0	0	0
Theft From Motor Vehicle	0	0	0	0
Theft of Motor Vehicle Parts	0	0	0	0
Theft - All Other Larceny	0	0	0	0
Crimes Against Society				
Drug/Narcotic Violations	0	0	0	0
Drug/Narcotic Equipment Violations	0	0	0	0
Gambling - Betting/Wagering	0	0	0	0
Gambling - Operating/Promoting	0	0	0	0
Gambling - Equipment Violations	0	0	0	0
Gambling - Sports Tampering	0	0	0	0
Pornography/Obscene Material	0	0	0	0
Prostitution	0	0	0	0
Prostitution Assisting/Promoting	0	0	0	0
Purchasing Prostitution	0	0	0	0
Weapon Law Violations	7	7	7	0
Total Group A Offenses	10	7	7	0



City of Dickson Park Ranger Office - 2014

2013 Population Estimate	N/A
Offense Overview	
Offense Total	7
Number Cleared	1
Percent Cleared	14.29 %
Group A Crimes per 100,000 population	N/A
Arrest Overview	
Total Arrests	4
Adult Arrests	4
Juvenile Arrests	0
Unknown Age	0
Arrests per 100,000 population	N/A
Average number offenses/incident	1.00

Domestic Violence Victims		
Offense	Reported	Cleared
Murder	0	0
Aggravated Assault	0	0
Simple Assault	0	0
Intimidation	0	0
Stalking	0	0
Forcible Rape	0	0
Forcible Sodomy	0	0
Sexual Assault W/Object	0	0
Forcible Fondling	0	0
Incest	0	0
Statutory Rape	0	0
Kidnapping/Abduction	0	0
Total	0	0

TIBRS Group B Arrests		
Offense	Adult	Juvenile
Bad Checks	0	0
Curfew/Vagrancy	0	0
Disorderly Conduct	0	0
DUI	0	0
Drunkenness	2	0
Family-Non Violent	0	0
Liquor Law Violations	0	0
Peeping Tom	0	0
Trespass	0	0
All Other Offenses	0	0
Total Group B	2	0

TIBRS Group A Offenses	Offenses		Arrests	
	Reported	Cleared	Adult	Juvenile
Crimes Against Persons				
Murder	0	0	0	0
Negligent Manslaughter	0	0	0	0
Kidnapping/Abduction	0	0	0	0
Forcible Rape	0	0	0	0
Forcible Sodomy	0	0	0	0
Sexual Assault W/Object	0	0	0	0
Forcible Fondling	0	0	0	0
Incest	0	0	0	0
Statutory Rape	0	0	0	0
Aggravated Assault	0	0	0	0
Simple Assault	1	0	0	0
Intimidation	1	0	0	0
Stalking	0	0	0	0
Commercial Sex Acts	0	0	0	0
Involuntary Servitude	0	0	0	0
Crimes Against Property				
Arson	0	0	0	0
Bribery	0	0	0	0
Burglary	0	0	0	0
Counterfeiting/Forgery	0	0	0	0
Destruction/Damage/Vandalism	1	1	2	0
Embezzlement	0	0	0	0
Extortion/Blackmail	0	0	0	0
Fraud - False Pretenses	0	0	0	0
Fraud - Credit Card/ATM	0	0	0	0
Fraud - Impersonation	0	0	0	0
Fraud - Welfare	0	0	0	0
Fraud - Wire	0	0	0	0
Motor Vehicle Theft	0	0	0	0
Robbery	0	0	0	0
Stolen Property Offenses	0	0	0	0
Theft - Pocket-picking	0	0	0	0
Theft - Purse Snatching	0	0	0	0
Theft - Shoplifting	0	0	0	0
Theft From Building	0	0	0	0
Theft From Coin Machine	0	0	0	0
Theft From Motor Vehicle	0	0	0	0
Theft of Motor Vehicle Parts	0	0	0	0
Theft - All Other Larceny	2	0	0	0
Crimes Against Society				
Drug/Narcotic Violations	1	0	0	0
Drug/Narcotic Equipment Violations	1	0	0	0
Gambling - Betting/Wagering	0	0	0	0
Gambling - Operating/Promoting	0	0	0	0
Gambling - Equipment Violations	0	0	0	0
Gambling - Sports Tampering	0	0	0	0
Pornography/Obscene Material	0	0	0	0
Prostitution	0	0	0	0
Prostitution Assisting/Promoting	0	0	0	0
Purchasing Prostitution	0	0	0	0
Weapon Law Violations	0	0	0	0
Total Group A Offenses	7	1	2	0



2013 Population Estimate	N/A
Offense Overview	
Offense Total	40
Number Cleared	16
Percent Cleared	40.00 %
Group A Crimes per 100,000 population	N/A
Arrest Overview	
Total Arrests	21
Adult Arrests	21
Juvenile Arrests	0
Unknown Age	0
Arrests per 100,000 population	N/A
Average number offenses/incident	1.05

Domestic Violence Victims		
Offense	Reported	Cleared
Murder	0	0
Aggravated Assault	0	0
Simple Assault	1	1
Intimidation	0	0
Stalking	0	0
Forcible Rape	0	0
Forcible Sodomy	0	0
Sexual Assault W/Object	0	0
Forcible Fondling	0	0
Incest	0	0
Statutory Rape	0	0
Kidnapping/Abduction	0	0
Total	1	1

TIBRS Group B Arrests		
Offense	Adult	Juvenile
Bad Checks	0	0
Curfew/Vagrancy	0	0
Disorderly Conduct	1	0
DUI	0	0
Drunkenness	5	0
Family-Non Violent	0	0
Liquor Law Violations	0	0
Peeping Tom	0	0
Trespass	0	0
All Other Offenses	1	0
Total Group B	7	0

TIBRS Group A Offenses	Offenses		Arrests	
	Reported	Cleared	Adult	Juvenile
Crimes Against Persons				
Murder	0	0	0	0
Negligent Manslaughter	0	0	0	0
Kidnapping/Abduction	0	0	0	0
Forcible Rape	0	0	0	0
Forcible Sodomy	0	0	0	0
Sexual Assault W/Object	0	0	0	0
Forcible Fondling	0	0	0	0
Incest	0	0	0	0
Statutory Rape	0	0	0	0
Aggravated Assault	0	0	0	0
Simple Assault	5	4	3	0
Intimidation	0	0	0	0
Stalking	2	0	0	0
Commercial Sex Acts	0	0	0	0
Involuntary Servitude	0	0	0	0
Crimes Against Property				
Arson	0	0	0	0
Bribery	0	0	0	0
Burglary	0	0	0	0
Counterfeiting/Forgery	0	0	0	0
Destruction/Damage/Vandalism	2	0	0	0
Embezzlement	1	0	0	0
Extortion/Blackmail	0	0	0	0
Fraud - False Pretenses	4	1	1	0
Fraud - Credit Card/ATM	0	0	0	0
Fraud - Impersonation	0	0	0	0
Fraud - Welfare	0	0	0	0
Fraud - Wire	0	0	0	0
Motor Vehicle Theft	2	0	0	0
Robbery	0	0	0	0
Stolen Property Offenses	0	0	0	0
Theft - Pocket-picking	0	0	0	0
Theft - Purse Snatching	0	0	0	0
Theft - Shoplifting	0	0	0	0
Theft From Building	4	0	0	0
Theft From Coin Machine	0	0	0	0
Theft From Motor Vehicle	1	0	0	0
Theft of Motor Vehicle Parts	4	0	0	0
Theft - All Other Larceny	2	0	0	0
Crimes Against Society				
Drug/Narcotic Violations	2	1	1	0
Drug/Narcotic Equipment Violations	0	0	0	0
Gambling - Betting/Wagering	0	0	0	0
Gambling - Operating/Promoting	0	0	0	0
Gambling - Equipment Violations	0	0	0	0
Gambling - Sports Tampering	0	0	0	0
Pornography/Obscene Material	0	0	0	0
Prostitution	0	0	0	0
Prostitution Assisting/Promoting	0	0	0	0
Purchasing Prostitution	0	0	0	0
Weapon Law Violations	11	10	9	0
Total Group A Offenses	40	16	14	0



Memphis Shelby County Airport Authority Police - 2014

2013 Population Estimate	N/A
Offense Overview	
Offense Total	195
Number Cleared	63
Percent Cleared	32.31 %
Group A Crimes per 100,000 population	N/A
Arrest Overview	
Total Arrests	61
Adult Arrests	61
Juvenile Arrests	0
Unknown Age	0
Arrests per 100,000 population	N/A
Average number offenses/incident	1.05

Domestic Violence Victims		
Offense	Reported	Cleared
Murder	0	0
Aggravated Assault	0	0
Simple Assault	1	1
Intimidation	0	0
Stalking	0	0
Forcible Rape	0	0
Forcible Sodomy	0	0
Sexual Assault W/Object	0	0
Forcible Fondling	0	0
Incest	0	0
Statutory Rape	0	0
Kidnapping/Abduction	0	0
Total	1	1

TIBRS Group B Arrests		
Offense	Adult	Juvenile
Bad Checks	0	0
Curfew/Vagrancy	0	0
Disorderly Conduct	1	0
DUI	2	0
Drunkenness	1	0
Family-Non Violent	0	0
Liquor Law Violations	0	0
Peeping Tom	0	0
Trespass	1	0
All Other Offenses	0	0
Total Group B	5	0

TIBRS Group A Offenses	Offenses		Arrests	
	Reported	Cleared	Adult	Juvenile
Crimes Against Persons				
Murder	0	0	0	0
Negligent Manslaughter	0	0	0	0
Kidnapping/Abduction	0	0	0	0
Forcible Rape	0	0	0	0
Forcible Sodomy	0	0	0	0
Sexual Assault W/Object	0	0	0	0
Forcible Fondling	0	0	0	0
Incest	0	0	0	0
Statutory Rape	0	0	0	0
Aggravated Assault	2	2	0	0
Simple Assault	4	2	1	0
Intimidation	1	0	0	0
Stalking	0	0	0	0
Commercial Sex Acts	0	0	0	0
Involuntary Servitude	0	0	0	0
Crimes Against Property				
Arson	0	0	0	0
Bribery	0	0	0	0
Burglary	2	0	0	0
Counterfeiting/Forgery	2	0	0	0
Destruction/Damage/Vandalism	15	0	0	0
Embezzlement	4	2	1	0
Extortion/Blackmail	0	0	0	0
Fraud - False Pretenses	0	0	0	0
Fraud - Credit Card/ATM	0	0	0	0
Fraud - Impersonation	0	0	0	0
Fraud - Welfare	0	0	0	0
Fraud - Wire	0	0	0	0
Motor Vehicle Theft	4	1	1	0
Robbery	1	1	1	0
Stolen Property Offenses	0	0	0	0
Theft - Pocket-picking	0	0	0	0
Theft - Purse Snatching	0	0	0	0
Theft - Shoplifting	1	1	0	0
Theft From Building	41	9	8	0
Theft From Coin Machine	0	0	0	0
Theft From Motor Vehicle	36	0	0	0
Theft of Motor Vehicle Parts	4	0	0	0
Theft - All Other Larceny	35	4	4	0
Crimes Against Society				
Drug/Narcotic Violations	11	9	9	0
Drug/Narcotic Equipment Violations	1	1	0	0
Gambling - Betting/Wagering	0	0	0	0
Gambling - Operating/Promoting	0	0	0	0
Gambling - Equipment Violations	0	0	0	0
Gambling - Sports Tampering	0	0	0	0
Pornography/Obscene Material	0	0	0	0
Prostitution	0	0	0	0
Prostitution Assisting/Promoting	0	0	0	0
Purchasing Prostitution	0	0	0	0
Weapon Law Violations	31	31	31	0
Total Group A Offenses	195	63	56	0



Nashville Metro Airport Police Department - 2014

2013 Population Estimate	N/A
Offense Overview	
Offense Total	229
Number Cleared	145
Percent Cleared	63.32 %
Group A Crimes per 100,000 population	N/A
Arrest Overview	
Total Arrests	81
Adult Arrests	80
Juvenile Arrests	1
Unknown Age	0
Arrests per 100,000 population	N/A
Average number offenses/incident	1.00

Domestic Violence Victims		
Offense	Reported	Cleared
Murder	0	0
Aggravated Assault	0	0
Simple Assault	2	2
Intimidation	0	0
Stalking	0	0
Forcible Rape	0	0
Forcible Sodomy	0	0
Sexual Assault W/Object	0	0
Forcible Fondling	0	0
Incest	0	0
Statutory Rape	0	0
Kidnapping/Abduction	0	0
Total	2	2

TIBRS Group B Arrests		
Offense	Adult	Juvenile
Bad Checks	0	0
Curfew/Vagrancy	0	0
Disorderly Conduct	10	1
DUI	10	0
Drunkenness	4	0
Family-Non Violent	0	0
Liquor Law Violations	0	0
Peeping Tom	0	0
Trespass	3	0
All Other Offenses	0	0
Total Group B	27	1

TIBRS Group A Offenses	Offenses		Arrests	
	Reported	Cleared	Adult	Juvenile
Crimes Against Persons				
Murder	0	0	0	0
Negligent Manslaughter	0	0	0	0
Kidnapping/Abduction	0	0	0	0
Forcible Rape	0	0	0	0
Forcible Sodomy	0	0	0	0
Sexual Assault W/Object	0	0	0	0
Forcible Fondling	1	0	0	0
Incest	0	0	0	0
Statutory Rape	0	0	0	0
Aggravated Assault	1	1	1	0
Simple Assault	12	12	8	0
Intimidation	0	0	0	0
Stalking	2	2	1	0
Commercial Sex Acts	0	0	0	0
Involuntary Servitude	0	0	0	0
Crimes Against Property				
Arson	0	0	0	0
Bribery	0	0	0	0
Burglary	3	1	1	0
Counterfeiting/Forgery	0	0	0	0
Destruction/Damage/Vandalism	11	1	1	0
Embezzlement	0	0	0	0
Extortion/Blackmail	0	0	0	0
Fraud - False Pretenses	16	3	2	0
Fraud - Credit Card/ATM	3	0	0	0
Fraud - Impersonation	0	0	0	0
Fraud - Welfare	0	0	0	0
Fraud - Wire	0	0	0	0
Motor Vehicle Theft	18	3	2	0
Robbery	0	0	0	0
Stolen Property Offenses	0	0	0	0
Theft - Pocket-picking	0	0	0	0
Theft - Purse Snatching	0	0	0	0
Theft - Shoplifting	3	2	1	0
Theft From Building	35	11	7	0
Theft From Coin Machine	0	0	0	0
Theft From Motor Vehicle	9	0	0	0
Theft of Motor Vehicle Parts	0	0	0	0
Theft - All Other Larceny	0	0	0	0
Crimes Against Society				
Drug/Narcotic Violations	10	8	7	0
Drug/Narcotic Equipment Violations	5	3	3	0
Gambling - Betting/Wagering	0	0	0	0
Gambling - Operating/Promoting	0	0	0	0
Gambling - Equipment Violations	0	0	0	0
Gambling - Sports Tampering	0	0	0	0
Pornography/Obscene Material	0	0	0	0
Prostitution	0	0	0	0
Prostitution Assisting/Promoting	0	0	0	0
Purchasing Prostitution	0	0	0	0
Weapon Law Violations	100	98	19	0
Total Group A Offenses	229	145	53	0



Nashville Metro Park Police - 2014

2013 Population Estimate	N/A
Offense Overview	
Offense Total	221
Number Cleared	46
Percent Cleared	20.81 %
Group A Crimes per 100,000 population	N/A
Arrest Overview	
Total Arrests	99
Adult Arrests	88
Juvenile Arrests	11
Unknown Age	0
Arrests per 100,000 population	N/A
Average number offenses/incident	1.18

Domestic Violence Victims		
Offense	Reported	Cleared
Murder	0	0
Aggravated Assault	3	2
Simple Assault	4	3
Intimidation	2	2
Stalking	1	1
Forcible Rape	0	0
Forcible Sodomy	0	0
Sexual Assault W/Object	0	0
Forcible Fondling	0	0
Incest	0	0
Statutory Rape	0	0
Kidnapping/Abduction	0	0
Total	10	8

TIBRS Group B Arrests		
Offense	Adult	Juvenile
Bad Checks	0	0
Curfew/Vagrancy	0	0
Disorderly Conduct	1	0
DUI	2	0
Drunkenness	7	0
Family-Non Violent	2	0
Liquor Law Violations	0	0
Peeping Tom	0	0
Trespass	14	1
All Other Offenses	28	1
Total Group B	54	2

TIBRS Group A Offenses	Offenses		Arrests	
	Reported	Cleared	Adult	Juvenile
Crimes Against Persons				
Murder	0	0	0	0
Negligent Manslaughter	0	0	0	0
Kidnapping/Abduction	0	0	0	0
Forcible Rape	0	0	0	0
Forcible Sodomy	0	0	0	0
Sexual Assault W/Object	0	0	0	0
Forcible Fondling	0	0	0	0
Incest	0	0	0	0
Statutory Rape	1	0	0	0
Aggravated Assault	8	4	6	0
Simple Assault	16	9	0	0
Intimidation	13	3	0	0
Stalking	1	1	1	0
Commercial Sex Acts	0	0	0	0
Involuntary Servitude	0	0	0	0
Crimes Against Property				
Arson	3	0	0	0
Bribery	0	0	0	0
Burglary	7	1	1	0
Counterfeiting/Forgery	1	0	0	0
Destruction/Damage/Vandalism	52	5	2	4
Embezzlement	0	0	0	0
Extortion/Blackmail	0	0	0	0
Fraud - False Pretenses	1	0	0	0
Fraud - Credit Card/ATM	0	0	0	0
Fraud - Impersonation	0	0	0	0
Fraud - Welfare	0	0	0	0
Fraud - Wire	0	0	0	0
Motor Vehicle Theft	1	0	0	0
Robbery	2	0	1	0
Stolen Property Offenses	0	0	0	0
Theft - Pocket-picking	0	0	0	0
Theft - Purse Snatching	1	0	0	0
Theft - Shoplifting	1	0	1	0
Theft From Building	18	0	0	0
Theft From Coin Machine	0	0	0	0
Theft From Motor Vehicle	55	1	0	0
Theft of Motor Vehicle Parts	1	0	0	0
Theft - All Other Larceny	14	0	0	0
Crimes Against Society				
Drug/Narcotic Violations	18	15	17	4
Drug/Narcotic Equipment Violations	6	6	5	1
Gambling - Betting/Wagering	0	0	0	0
Gambling - Operating/Promoting	0	0	0	0
Gambling - Equipment Violations	0	0	0	0
Gambling - Sports Tampering	0	0	0	0
Pornography/Obscene Material	0	0	0	0
Prostitution	0	0	0	0
Prostitution Assisting/Promoting	0	0	0	0
Purchasing Prostitution	0	0	0	0
Weapon Law Violations	1	1	0	0
Total Group A Offenses	221	46	34	9



2013 Population Estimate	N/A
Offense Overview	
Offense Total	2
Number Cleared	1
Percent Cleared	50.00 %
Group A Crimes per 100,000 population	N/A
Arrest Overview	
Total Arrests	1
Adult Arrests	1
Juvenile Arrests	0
Unknown Age	0
Arrests per 100,000 population	N/A
Average number offenses/incident	1.00

Domestic Violence Victims		
Offense	Reported	Cleared
Murder	0	0
Aggravated Assault	0	0
Simple Assault	0	0
Intimidation	0	0
Stalking	0	0
Forcible Rape	0	0
Forcible Sodomy	0	0
Sexual Assault W/Object	0	0
Forcible Fondling	0	0
Incest	0	0
Statutory Rape	0	0
Kidnapping/Abduction	0	0
Total	0	0

TIBRS Group B Arrests		
Offense	Adult	Juvenile
Bad Checks	0	0
Curfew/Vagrancy	0	0
Disorderly Conduct	0	0
DUI	0	0
Drunkenness	0	0
Family-Non Violent	0	0
Liquor Law Violations	0	0
Peeping Tom	0	0
Trespass	0	0
All Other Offenses	0	0
Total Group B	0	0

TIBRS Group A Offenses	Offenses		Arrests	
	Reported	Cleared	Adult	Juvenile
Crimes Against Persons				
Murder	0	0	0	0
Negligent Manslaughter	0	0	0	0
Kidnapping/Abduction	0	0	0	0
Forcible Rape	0	0	0	0
Forcible Sodomy	0	0	0	0
Sexual Assault W/Object	0	0	0	0
Forcible Fondling	0	0	0	0
Incest	0	0	0	0
Statutory Rape	0	0	0	0
Aggravated Assault	0	0	0	0
Simple Assault	1	0	0	0
Intimidation	0	0	0	0
Stalking	0	0	0	0
Commercial Sex Acts	0	0	0	0
Involuntary Servitude	0	0	0	0
Crimes Against Property				
Arson	0	0	0	0
Bribery	0	0	0	0
Burglary	0	0	0	0
Counterfeiting/Forgery	0	0	0	0
Destruction/Damage/Vandalism	0	0	0	0
Embezzlement	0	0	0	0
Extortion/Blackmail	0	0	0	0
Fraud - False Pretenses	0	0	0	0
Fraud - Credit Card/ATM	0	0	0	0
Fraud - Impersonation	0	0	0	0
Fraud - Welfare	0	0	0	0
Fraud - Wire	0	0	0	0
Motor Vehicle Theft	0	0	0	0
Robbery	0	0	0	0
Stolen Property Offenses	0	0	0	0
Theft - Pocket-picking	0	0	0	0
Theft - Purse Snatching	0	0	0	0
Theft - Shoplifting	0	0	0	0
Theft From Building	0	0	0	0
Theft From Coin Machine	0	0	0	0
Theft From Motor Vehicle	0	0	0	0
Theft of Motor Vehicle Parts	0	0	0	0
Theft - All Other Larceny	0	0	0	0
Crimes Against Society				
Drug/Narcotic Violations	0	0	0	0
Drug/Narcotic Equipment Violations	0	0	0	0
Gambling - Betting/Wagering	0	0	0	0
Gambling - Operating/Promoting	0	0	0	0
Gambling - Equipment Violations	0	0	0	0
Gambling - Sports Tampering	0	0	0	0
Pornography/Obscene Material	0	0	0	0
Prostitution	0	0	0	0
Prostitution Assisting/Promoting	0	0	0	0
Purchasing Prostitution	0	0	0	0
Weapon Law Violations	1	1	1	0
Total Group A Offenses	2	1	1	0





CRIME IN 2014
TENNESSEE

TASK
FORCES



1st Judicial Drug Task Force - 2014

2013 Population Estimate	N/A
Offense Overview	
Offense Total	67
Number Cleared	25
Percent Cleared	37.31 %
Group A Crimes per 100,000 population	N/A
Arrest Overview	
Total Arrests	29
Adult Arrests	29
Juvenile Arrests	0
Unknown Age	0
Arrests per 100,000 population	N/A
Average number offenses/incident	1.05

Domestic Violence Victims		
Offense	Reported	Cleared
Murder	0	0
Aggravated Assault	0	0
Simple Assault	0	0
Intimidation	0	0
Stalking	0	0
Forcible Rape	0	0
Forcible Sodomy	0	0
Sexual Assault W/Object	0	0
Forcible Fondling	0	0
Incest	0	0
Statutory Rape	0	0
Kidnapping/Abduction	0	0
Total	0	0

TIBRS Group B Arrests		
Offense	Adult	Juvenile
Bad Checks	0	0
Curfew/Vagrancy	0	0
Disorderly Conduct	0	0
DUI	0	0
Drunkenness	0	0
Family-Non Violent	0	0
Liquor Law Violations	0	0
Peeping Tom	0	0
Trespass	0	0
All Other Offenses	0	0
Total Group B	0	0

TIBRS Group A Offenses	Offenses		Arrests	
	Reported	Cleared	Adult	Juvenile
Crimes Against Persons				
Murder	0	0	0	0
Negligent Manslaughter	0	0	0	0
Kidnapping/Abduction	0	0	0	0
Forcible Rape	0	0	0	0
Forcible Sodomy	0	0	0	0
Sexual Assault W/Object	0	0	0	0
Forcible Fondling	0	0	0	0
Incest	0	0	0	0
Statutory Rape	0	0	0	0
Aggravated Assault	0	0	0	0
Simple Assault	0	0	0	0
Intimidation	0	0	0	0
Stalking	0	0	0	0
Commercial Sex Acts	0	0	0	0
Involuntary Servitude	0	0	0	0
Crimes Against Property				
Arson	0	0	0	0
Bribery	0	0	0	0
Burglary	0	0	0	0
Counterfeiting/Forgery	0	0	0	0
Destruction/Damage/Vandalism	0	0	0	0
Embezzlement	0	0	0	0
Extortion/Blackmail	0	0	0	0
Fraud - False Pretenses	0	0	0	0
Fraud - Credit Card/ATM	0	0	0	0
Fraud - Impersonation	0	0	0	0
Fraud - Welfare	0	0	0	0
Fraud - Wire	0	0	0	0
Motor Vehicle Theft	0	0	0	0
Robbery	0	0	0	0
Stolen Property Offenses	0	0	0	0
Theft - Pocket-picking	0	0	0	0
Theft - Purse Snatching	0	0	0	0
Theft - Shoplifting	0	0	0	0
Theft From Building	0	0	0	0
Theft From Coin Machine	0	0	0	0
Theft From Motor Vehicle	0	0	0	0
Theft of Motor Vehicle Parts	0	0	0	0
Theft - All Other Larceny	0	0	0	0
Crimes Against Society				
Drug/Narcotic Violations	56	18	22	0
Drug/Narcotic Equipment Violations	10	6	6	0
Gambling - Betting/Wagering	0	0	0	0
Gambling - Operating/Promoting	0	0	0	0
Gambling - Equipment Violations	0	0	0	0
Gambling - Sports Tampering	0	0	0	0
Pornography/Obscene Material	0	0	0	0
Prostitution	0	0	0	0
Prostitution Assisting/Promoting	0	0	0	0
Purchasing Prostitution	0	0	0	0
Weapon Law Violations	1	1	1	0
Total Group A Offenses	67	25	29	0



2nd Judicial Drug Task Force - 2014

2013 Population Estimate	N/A
Offense Overview	
Offense Total	50
Number Cleared	24
Percent Cleared	48.00 %
Group A Crimes per 100,000 population	N/A
Arrest Overview	
Total Arrests	20
Adult Arrests	20
Juvenile Arrests	0
Unknown Age	0
Arrests per 100,000 population	N/A
Average number offenses/incident	1.67

Domestic Violence Victims		
Offense	Reported	Cleared
Murder	0	0
Aggravated Assault	0	0
Simple Assault	0	0
Intimidation	0	0
Stalking	0	0
Forcible Rape	0	0
Forcible Sodomy	0	0
Sexual Assault W/Object	0	0
Forcible Fondling	0	0
Incest	0	0
Statutory Rape	0	0
Kidnapping/Abduction	0	0
Total	0	0

TIBRS Group B Arrests		
Offense	Adult	Juvenile
Bad Checks	0	0
Curfew/Vagrancy	0	0
Disorderly Conduct	0	0
DUI	0	0
Drunkenness	0	0
Family-Non Violent	0	0
Liquor Law Violations	0	0
Peeping Tom	0	0
Trespass	0	0
All Other Offenses	10	0
Total Group B	10	0

TIBRS Group A Offenses	Offenses		Arrests	
	Reported	Cleared	Adult	Juvenile
Crimes Against Persons				
Murder	0	0	0	0
Negligent Manslaughter	0	0	0	0
Kidnapping/Abduction	0	0	0	0
Forcible Rape	0	0	0	0
Forcible Sodomy	0	0	0	0
Sexual Assault W/Object	0	0	0	0
Forcible Fondling	0	0	0	0
Incest	0	0	0	0
Statutory Rape	0	0	0	0
Aggravated Assault	0	0	0	0
Simple Assault	0	0	0	0
Intimidation	0	0	0	0
Stalking	0	0	0	0
Commercial Sex Acts	0	0	0	0
Involuntary Servitude	0	0	0	0
Crimes Against Property				
Arson	0	0	0	0
Bribery	0	0	0	0
Burglary	0	0	0	0
Counterfeiting/Forgery	9	0	0	0
Destruction/Damage/Vandalism	0	0	0	0
Embezzlement	0	0	0	0
Extortion/Blackmail	0	0	0	0
Fraud - False Pretenses	0	0	0	0
Fraud - Credit Card/ATM	0	0	0	0
Fraud - Impersonation	0	0	0	0
Fraud - Welfare	0	0	0	0
Fraud - Wire	0	0	0	0
Motor Vehicle Theft	0	0	0	0
Robbery	0	0	0	0
Stolen Property Offenses	0	0	0	0
Theft - Pocket-picking	0	0	0	0
Theft - Purse Snatching	0	0	0	0
Theft - Shoplifting	0	0	0	0
Theft From Building	0	0	0	0
Theft From Coin Machine	0	0	0	0
Theft From Motor Vehicle	0	0	0	0
Theft of Motor Vehicle Parts	0	0	0	0
Theft - All Other Larceny	0	0	0	0
Crimes Against Society				
Drug/Narcotic Violations	28	12	8	0
Drug/Narcotic Equipment Violations	11	10	2	0
Gambling - Betting/Wagering	0	0	0	0
Gambling - Operating/Promoting	0	0	0	0
Gambling - Equipment Violations	0	0	0	0
Gambling - Sports Tampering	0	0	0	0
Pornography/Obscene Material	0	0	0	0
Prostitution	0	0	0	0
Prostitution Assisting/Promoting	0	0	0	0
Purchasing Prostitution	0	0	0	0
Weapon Law Violations	2	2	0	0
Total Group A Offenses	50	24	10	0



2013 Population Estimate	N/A
Offense Overview	
Offense Total	75
Number Cleared	22
Percent Cleared	29.33 %
Group A Crimes per 100,000 population	N/A
Arrest Overview	
Total Arrests	22
Adult Arrests	22
Juvenile Arrests	0
Unknown Age	0
Arrests per 100,000 population	N/A
Average number offenses/incident	1.00

Domestic Violence Victims		
Offense	Reported	Cleared
Murder	0	0
Aggravated Assault	0	0
Simple Assault	0	0
Intimidation	0	0
Stalking	0	0
Forcible Rape	0	0
Forcible Sodomy	0	0
Sexual Assault W/Object	0	0
Forcible Fondling	0	0
Incest	0	0
Statutory Rape	0	0
Kidnapping/Abduction	0	0
Total	0	0

TIBRS Group B Arrests		
Offense	Adult	Juvenile
Bad Checks	0	0
Curfew/Vagrancy	0	0
Disorderly Conduct	0	0
DUI	0	0
Drunkenness	0	0
Family-Non Violent	0	0
Liquor Law Violations	0	0
Peeping Tom	0	0
Trespass	0	0
All Other Offenses	0	0
Total Group B	0	0

TIBRS Group A Offenses	Offenses		Arrests	
	Reported	Cleared	Adult	Juvenile
Crimes Against Persons				
Murder	0	0	0	0
Negligent Manslaughter	0	0	0	0
Kidnapping/Abduction	0	0	0	0
Forcible Rape	0	0	0	0
Forcible Sodomy	0	0	0	0
Sexual Assault W/Object	0	0	0	0
Forcible Fondling	0	0	0	0
Incest	0	0	0	0
Statutory Rape	0	0	0	0
Aggravated Assault	0	0	0	0
Simple Assault	0	0	0	0
Intimidation	0	0	0	0
Stalking	0	0	0	0
Commercial Sex Acts	0	0	0	0
Involuntary Servitude	0	0	0	0
Crimes Against Property				
Arson	0	0	0	0
Bribery	0	0	0	0
Burglary	0	0	0	0
Counterfeiting/Forgery	0	0	0	0
Destruction/Damage/Vandalism	0	0	0	0
Embezzlement	0	0	0	0
Extortion/Blackmail	0	0	0	0
Fraud - False Pretenses	0	0	0	0
Fraud - Credit Card/ATM	0	0	0	0
Fraud - Impersonation	0	0	0	0
Fraud - Welfare	0	0	0	0
Fraud - Wire	0	0	0	0
Motor Vehicle Theft	0	0	0	0
Robbery	0	0	0	0
Stolen Property Offenses	0	0	0	0
Theft - Pocket-picking	0	0	0	0
Theft - Purse Snatching	0	0	0	0
Theft - Shoplifting	0	0	0	0
Theft From Building	0	0	0	0
Theft From Coin Machine	0	0	0	0
Theft From Motor Vehicle	0	0	0	0
Theft of Motor Vehicle Parts	0	0	0	0
Theft - All Other Larceny	0	0	0	0
Crimes Against Society				
Drug/Narcotic Violations	75	22	22	0
Drug/Narcotic Equipment Violations	0	0	0	0
Gambling - Betting/Wagering	0	0	0	0
Gambling - Operating/Promoting	0	0	0	0
Gambling - Equipment Violations	0	0	0	0
Gambling - Sports Tampering	0	0	0	0
Pornography/Obscene Material	0	0	0	0
Prostitution	0	0	0	0
Prostitution Assisting/Promoting	0	0	0	0
Purchasing Prostitution	0	0	0	0
Weapon Law Violations	0	0	0	0
Total Group A Offenses	75	22	22	0



4th Judicial Drug Task Force - 2014

2013 Population Estimate	N/A
Offense Overview	
Offense Total	135
Number Cleared	56
Percent Cleared	41.48 %
Group A Crimes per 100,000 population	N/A
Arrest Overview	
Total Arrests	42
Adult Arrests	42
Juvenile Arrests	0
Unknown Age	0
Arrests per 100,000 population	N/A
Average number offenses/incident	1.00

Domestic Violence Victims		
Offense	Reported	Cleared
Murder	0	0
Aggravated Assault	0	0
Simple Assault	0	0
Intimidation	0	0
Stalking	0	0
Forcible Rape	0	0
Forcible Sodomy	0	0
Sexual Assault W/Object	0	0
Forcible Fondling	0	0
Incest	0	0
Statutory Rape	0	0
Kidnapping/Abduction	0	0
Total	0	0

TIBRS Group B Arrests		
Offense	Adult	Juvenile
Bad Checks	0	0
Curfew/Vagrancy	0	0
Disorderly Conduct	0	0
DUI	0	0
Drunkenness	0	0
Family-Non Violent	0	0
Liquor Law Violations	0	0
Peeping Tom	0	0
Trespass	0	0
All Other Offenses	0	0
Total Group B	0	0

TIBRS Group A Offenses	Offenses		Arrests	
	Reported	Cleared	Adult	Juvenile
Crimes Against Persons				
Murder	0	0	0	0
Negligent Manslaughter	0	0	0	0
Kidnapping/Abduction	0	0	0	0
Forcible Rape	0	0	0	0
Forcible Sodomy	0	0	0	0
Sexual Assault W/Object	0	0	0	0
Forcible Fondling	0	0	0	0
Incest	0	0	0	0
Statutory Rape	0	0	0	0
Aggravated Assault	0	0	0	0
Simple Assault	0	0	0	0
Intimidation	0	0	0	0
Stalking	0	0	0	0
Commercial Sex Acts	0	0	0	0
Involuntary Servitude	0	0	0	0
Crimes Against Property				
Arson	0	0	0	0
Bribery	0	0	0	0
Burglary	0	0	0	0
Counterfeiting/Forgery	0	0	0	0
Destruction/Damage/Vandalism	0	0	0	0
Embezzlement	0	0	0	0
Extortion/Blackmail	0	0	0	0
Fraud - False Pretenses	0	0	0	0
Fraud - Credit Card/ATM	0	0	0	0
Fraud - Impersonation	0	0	0	0
Fraud - Welfare	0	0	0	0
Fraud - Wire	0	0	0	0
Motor Vehicle Theft	0	0	0	0
Robbery	0	0	0	0
Stolen Property Offenses	0	0	0	0
Theft - Pocket-picking	0	0	0	0
Theft - Purse Snatching	0	0	0	0
Theft - Shoplifting	0	0	0	0
Theft From Building	0	0	0	0
Theft From Coin Machine	0	0	0	0
Theft From Motor Vehicle	0	0	0	0
Theft of Motor Vehicle Parts	0	0	0	0
Theft - All Other Larceny	0	0	0	0
Crimes Against Society				
Drug/Narcotic Violations	135	56	42	0
Drug/Narcotic Equipment Violations	0	0	0	0
Gambling - Betting/Wagering	0	0	0	0
Gambling - Operating/Promoting	0	0	0	0
Gambling - Equipment Violations	0	0	0	0
Gambling - Sports Tampering	0	0	0	0
Pornography/Obscene Material	0	0	0	0
Prostitution	0	0	0	0
Prostitution Assisting/Promoting	0	0	0	0
Purchasing Prostitution	0	0	0	0
Weapon Law Violations	0	0	0	0
Total Group A Offenses	135	56	42	0



5th Judicial Drug Task Force - 2014

2013 Population Estimate	N/A
Offense Overview	
Offense Total	369
Number Cleared	143
Percent Cleared	38.75 %
Group A Crimes per 100,000 population	N/A
Arrest Overview	
Total Arrests	130
Adult Arrests	128
Juvenile Arrests	2
Unknown Age	0
Arrests per 100,000 population	N/A
Average number offenses/incident	1.29

Domestic Violence Victims		
Offense	Reported	Cleared
Murder	0	0
Aggravated Assault	0	0
Simple Assault	0	0
Intimidation	0	0
Stalking	0	0
Forcible Rape	0	0
Forcible Sodomy	0	0
Sexual Assault W/Object	0	0
Forcible Fondling	0	0
Incest	0	0
Statutory Rape	0	0
Kidnapping/Abduction	0	0
Total	0	0

TIBRS Group B Arrests		
Offense	Adult	Juvenile
Bad Checks	0	0
Curfew/Vagrancy	0	0
Disorderly Conduct	0	0
DUI	0	0
Drunkenness	0	0
Family-Non Violent	0	0
Liquor Law Violations	9	1
Peeping Tom	0	0
Trespass	0	0
All Other Offenses	0	0
Total Group B	9	1

TIBRS Group A Offenses	Offenses		Arrests	
	Reported	Cleared	Adult	Juvenile
Crimes Against Persons				
Murder	0	0	0	0
Negligent Manslaughter	0	0	0	0
Kidnapping/Abduction	0	0	0	0
Forcible Rape	0	0	0	0
Forcible Sodomy	0	0	0	0
Sexual Assault W/Object	0	0	0	0
Forcible Fondling	0	0	0	0
Incest	0	0	0	0
Statutory Rape	0	0	0	0
Aggravated Assault	0	0	0	0
Simple Assault	0	0	0	0
Intimidation	0	0	0	0
Stalking	0	0	0	0
Commercial Sex Acts	0	0	0	0
Involuntary Servitude	0	0	0	0
Crimes Against Property				
Arson	0	0	0	0
Bribery	0	0	0	0
Burglary	0	0	0	0
Counterfeiting/Forgery	3	1	0	0
Destruction/Damage/Vandalism	0	0	0	0
Embezzlement	0	0	0	0
Extortion/Blackmail	0	0	0	0
Fraud - False Pretenses	30	12	9	0
Fraud - Credit Card/ATM	0	0	0	0
Fraud - Impersonation	6	3	0	0
Fraud - Welfare	6	1	0	0
Fraud - Wire	0	0	0	0
Motor Vehicle Theft	0	0	0	0
Robbery	0	0	0	0
Stolen Property Offenses	0	0	0	0
Theft - Pocket-picking	0	0	0	0
Theft - Purse Snatching	0	0	0	0
Theft - Shoplifting	1	1	1	0
Theft From Building	0	0	0	0
Theft From Coin Machine	0	0	0	0
Theft From Motor Vehicle	0	0	0	0
Theft of Motor Vehicle Parts	0	0	0	0
Theft - All Other Larceny	0	0	0	0
Crimes Against Society				
Drug/Narcotic Violations	227	82	104	1
Drug/Narcotic Equipment Violations	79	31	5	0
Gambling - Betting/Wagering	0	0	0	0
Gambling - Operating/Promoting	0	0	0	0
Gambling - Equipment Violations	0	0	0	0
Gambling - Sports Tampering	0	0	0	0
Pornography/Obscene Material	0	0	0	0
Prostitution	0	0	0	0
Prostitution Assisting/Promoting	0	0	0	0
Purchasing Prostitution	0	0	0	0
Weapon Law Violations	17	12	0	0
Total Group A Offenses	369	143	119	1



7th Judicial District Crime Task Force - 2014

2013 Population Estimate	N/A
Offense Overview	
Offense Total	49
Number Cleared	17
Percent Cleared	34.69 %
Group A Crimes per 100,000 population	N/A
Arrest Overview	
Total Arrests	12
Adult Arrests	12
Juvenile Arrests	0
Unknown Age	0
Arrests per 100,000 population	N/A
Average number offenses/incident	1.48

Domestic Violence Victims		
Offense	Reported	Cleared
Murder	0	0
Aggravated Assault	0	0
Simple Assault	0	0
Intimidation	0	0
Stalking	0	0
Forcible Rape	0	0
Forcible Sodomy	0	0
Sexual Assault W/Object	0	0
Forcible Fondling	0	0
Incest	0	0
Statutory Rape	1	0
Kidnapping/Abduction	0	0
Total	1	0

TIBRS Group B Arrests		
Offense	Adult	Juvenile
Bad Checks	0	0
Curfew/Vagrancy	0	0
Disorderly Conduct	0	0
DUI	0	0
Drunkenness	0	0
Family-Non Violent	0	0
Liquor Law Violations	0	0
Peeping Tom	0	0
Trespass	0	0
All Other Offenses	1	0
Total Group B	1	0

TIBRS Group A Offenses	Offenses		Arrests	
	Reported	Cleared	Adult	Juvenile
Crimes Against Persons				
Murder	0	0	0	0
Negligent Manslaughter	0	0	0	0
Kidnapping/Abduction	0	0	0	0
Forcible Rape	0	0	0	0
Forcible Sodomy	0	0	0	0
Sexual Assault W/Object	0	0	0	0
Forcible Fondling	0	0	0	0
Incest	0	0	0	0
Statutory Rape	1	0	0	0
Aggravated Assault	0	0	0	0
Simple Assault	0	0	0	0
Intimidation	0	0	0	0
Stalking	0	0	0	0
Commercial Sex Acts	0	0	0	0
Involuntary Servitude	0	0	0	0
Crimes Against Property				
Arson	0	0	0	0
Bribery	0	0	0	0
Burglary	0	0	0	0
Counterfeiting/Forgery	0	0	0	0
Destruction/Damage/Vandalism	0	0	0	0
Embezzlement	0	0	0	0
Extortion/Blackmail	0	0	0	0
Fraud - False Pretenses	0	0	0	0
Fraud - Credit Card/ATM	0	0	0	0
Fraud - Impersonation	0	0	0	0
Fraud - Welfare	0	0	0	0
Fraud - Wire	0	0	0	0
Motor Vehicle Theft	0	0	0	0
Robbery	0	0	0	0
Stolen Property Offenses	0	0	0	0
Theft - Pocket-picking	0	0	0	0
Theft - Purse Snatching	0	0	0	0
Theft - Shoplifting	0	0	0	0
Theft From Building	0	0	0	0
Theft From Coin Machine	0	0	0	0
Theft From Motor Vehicle	0	0	0	0
Theft of Motor Vehicle Parts	0	0	0	0
Theft - All Other Larceny	0	0	0	0
Crimes Against Society				
Drug/Narcotic Violations	31	9	10	0
Drug/Narcotic Equipment Violations	14	6	1	0
Gambling - Betting/Wagering	0	0	0	0
Gambling - Operating/Promoting	0	0	0	0
Gambling - Equipment Violations	0	0	0	0
Gambling - Sports Tampering	0	0	0	0
Pornography/Obscene Material	0	0	0	0
Prostitution	0	0	0	0
Prostitution Assisting/Promoting	0	0	0	0
Purchasing Prostitution	0	0	0	0
Weapon Law Violations	3	2	0	0
Total Group A Offenses	49	17	11	0



2013 Population Estimate	N/A
Offense Overview	
Offense Total	111
Number Cleared	0
Percent Cleared	0.00 %
Group A Crimes per 100,000 population	N/A
Arrest Overview	
Total Arrests	0
Adult Arrests	0
Juvenile Arrests	0
Unknown Age	0
Arrests per 100,000 population	N/A
Average number offenses/incident	1.21

Domestic Violence Victims		
Offense	Reported	Cleared
Murder	0	0
Aggravated Assault	0	0
Simple Assault	0	0
Intimidation	0	0
Stalking	0	0
Forcible Rape	0	0
Forcible Sodomy	0	0
Sexual Assault W/Object	0	0
Forcible Fondling	0	0
Incest	0	0
Statutory Rape	0	0
Kidnapping/Abduction	0	0
Total	0	0

TIBRS Group B Arrests		
Offense	Adult	Juvenile
Bad Checks	0	0
Curfew/Vagrancy	0	0
Disorderly Conduct	0	0
DUI	0	0
Drunkenness	0	0
Family-Non Violent	0	0
Liquor Law Violations	0	0
Peeping Tom	0	0
Trespass	0	0
All Other Offenses	0	0
Total Group B	0	0

TIBRS Group A Offenses	Offenses		Arrests	
	Reported	Cleared	Adult	Juvenile
Crimes Against Persons				
Murder	0	0	0	0
Negligent Manslaughter	0	0	0	0
Kidnapping/Abduction	0	0	0	0
Forcible Rape	0	0	0	0
Forcible Sodomy	0	0	0	0
Sexual Assault W/Object	0	0	0	0
Forcible Fondling	0	0	0	0
Incest	0	0	0	0
Statutory Rape	0	0	0	0
Aggravated Assault	0	0	0	0
Simple Assault	0	0	0	0
Intimidation	0	0	0	0
Stalking	0	0	0	0
Commercial Sex Acts	0	0	0	0
Involuntary Servitude	0	0	0	0
Crimes Against Property				
Arson	0	0	0	0
Bribery	0	0	0	0
Burglary	0	0	0	0
Counterfeiting/Forgery	0	0	0	0
Destruction/Damage/Vandalism	0	0	0	0
Embezzlement	0	0	0	0
Extortion/Blackmail	0	0	0	0
Fraud - False Pretenses	0	0	0	0
Fraud - Credit Card/ATM	0	0	0	0
Fraud - Impersonation	0	0	0	0
Fraud - Welfare	0	0	0	0
Fraud - Wire	0	0	0	0
Motor Vehicle Theft	0	0	0	0
Robbery	0	0	0	0
Stolen Property Offenses	0	0	0	0
Theft - Pocket-picking	0	0	0	0
Theft - Purse Snatching	0	0	0	0
Theft - Shoplifting	0	0	0	0
Theft From Building	0	0	0	0
Theft From Coin Machine	0	0	0	0
Theft From Motor Vehicle	0	0	0	0
Theft of Motor Vehicle Parts	0	0	0	0
Theft - All Other Larceny	0	0	0	0
Crimes Against Society				
Drug/Narcotic Violations	92	0	0	0
Drug/Narcotic Equipment Violations	10	0	0	0
Gambling - Betting/Wagering	0	0	0	0
Gambling - Operating/Promoting	0	0	0	0
Gambling - Equipment Violations	0	0	0	0
Gambling - Sports Tampering	0	0	0	0
Pornography/Obscene Material	0	0	0	0
Prostitution	0	0	0	0
Prostitution Assisting/Promoting	0	0	0	0
Purchasing Prostitution	0	0	0	0
Weapon Law Violations	9	0	0	0
Total Group A Offenses	111	0	0	0



2013 Population Estimate	N/A
Offense Overview	
Offense Total	59
Number Cleared	53
Percent Cleared	89.83 %
Group A Crimes per 100,000 population	N/A
Arrest Overview	
Total Arrests	69
Adult Arrests	69
Juvenile Arrests	0
Unknown Age	0
Arrests per 100,000 population	N/A
Average number offenses/incident	1.11

Domestic Violence Victims		
Offense	Reported	Cleared
Murder	0	0
Aggravated Assault	0	0
Simple Assault	0	0
Intimidation	0	0
Stalking	0	0
Forcible Rape	0	0
Forcible Sodomy	0	0
Sexual Assault W/Object	0	0
Forcible Fondling	0	0
Incest	0	0
Statutory Rape	0	0
Kidnapping/Abduction	0	0
Total	0	0

TIBRS Group B Arrests		
Offense	Adult	Juvenile
Bad Checks	0	0
Curfew/Vagrancy	0	0
Disorderly Conduct	0	0
DUI	0	0
Drunkenness	0	0
Family-Non Violent	0	0
Liquor Law Violations	0	0
Peeping Tom	0	0
Trespass	0	0
All Other Offenses	17	0
Total Group B	17	0

TIBRS Group A Offenses	Offenses		Arrests	
	Reported	Cleared	Adult	Juvenile
Crimes Against Persons				
Murder	0	0	0	0
Negligent Manslaughter	0	0	0	0
Kidnapping/Abduction	0	0	0	0
Forcible Rape	0	0	0	0
Forcible Sodomy	0	0	0	0
Sexual Assault W/Object	0	0	0	0
Forcible Fondling	0	0	0	0
Incest	0	0	0	0
Statutory Rape	0	0	0	0
Aggravated Assault	0	0	0	0
Simple Assault	0	0	0	0
Intimidation	0	0	0	0
Stalking	0	0	0	0
Commercial Sex Acts	0	0	0	0
Involuntary Servitude	0	0	0	0
Crimes Against Property				
Arson	0	0	0	0
Bribery	0	0	0	0
Burglary	0	0	0	0
Counterfeiting/Forgery	1	1	1	0
Destruction/Damage/Vandalism	0	0	0	0
Embezzlement	0	0	0	0
Extortion/Blackmail	0	0	0	0
Fraud - False Pretenses	0	0	0	0
Fraud - Credit Card/ATM	0	0	0	0
Fraud - Impersonation	1	1	0	0
Fraud - Welfare	0	0	0	0
Fraud - Wire	0	0	0	0
Motor Vehicle Theft	0	0	0	0
Robbery	0	0	0	0
Stolen Property Offenses	0	0	0	0
Theft - Pocket-picking	0	0	0	0
Theft - Purse Snatching	0	0	0	0
Theft - Shoplifting	0	0	0	0
Theft From Building	0	0	0	0
Theft From Coin Machine	0	0	0	0
Theft From Motor Vehicle	0	0	0	0
Theft of Motor Vehicle Parts	0	0	0	0
Theft - All Other Larceny	0	0	0	0
Crimes Against Society				
Drug/Narcotic Violations	45	39	42	0
Drug/Narcotic Equipment Violations	11	11	9	0
Gambling - Betting/Wagering	0	0	0	0
Gambling - Operating/Promoting	0	0	0	0
Gambling - Equipment Violations	0	0	0	0
Gambling - Sports Tampering	0	0	0	0
Pornography/Obscene Material	0	0	0	0
Prostitution	0	0	0	0
Prostitution Assisting/Promoting	0	0	0	0
Purchasing Prostitution	0	0	0	0
Weapon Law Violations	1	1	0	0
Total Group A Offenses	59	53	52	0



10th Judicial Drug Task Force - 2014

2013 Population Estimate	N/A
Offense Overview	
Offense Total	157
Number Cleared	74
Percent Cleared	47.13 %
Group A Crimes per 100,000 population	N/A
Arrest Overview	
Total Arrests	55
Adult Arrests	55
Juvenile Arrests	0
Unknown Age	0
Arrests per 100,000 population	N/A
Average number offenses/incident	1.43

Domestic Violence Victims		
Offense	Reported	Cleared
Murder	0	0
Aggravated Assault	0	0
Simple Assault	0	0
Intimidation	0	0
Stalking	0	0
Forcible Rape	0	0
Forcible Sodomy	0	0
Sexual Assault W/Object	0	0
Forcible Fondling	0	0
Incest	0	0
Statutory Rape	0	0
Kidnapping/Abduction	0	0
Total	0	0

TIBRS Group B Arrests		
Offense	Adult	Juvenile
Bad Checks	0	0
Curfew/Vagrancy	0	0
Disorderly Conduct	0	0
DUI	1	0
Drunkenness	0	0
Family-Non Violent	0	0
Liquor Law Violations	0	0
Peeping Tom	0	0
Trespass	0	0
All Other Offenses	1	0
Total Group B	2	0

TIBRS Group A Offenses	Offenses		Arrests	
	Reported	Cleared	Adult	Juvenile
Crimes Against Persons				
Murder	0	0	0	0
Negligent Manslaughter	0	0	0	0
Kidnapping/Abduction	0	0	0	0
Forcible Rape	0	0	0	0
Forcible Sodomy	0	0	0	0
Sexual Assault W/Object	0	0	0	0
Forcible Fondling	0	0	0	0
Incest	0	0	0	0
Statutory Rape	0	0	0	0
Aggravated Assault	0	0	0	0
Simple Assault	0	0	0	0
Intimidation	0	0	0	0
Stalking	0	0	0	0
Commercial Sex Acts	0	0	0	0
Involuntary Servitude	0	0	0	0
Crimes Against Property				
Arson	0	0	0	0
Bribery	0	0	0	0
Burglary	0	0	0	0
Counterfeiting/Forgery	0	0	0	0
Destruction/Damage/Vandalism	0	0	0	0
Embezzlement	0	0	0	0
Extortion/Blackmail	0	0	0	0
Fraud - False Pretenses	1	0	0	0
Fraud - Credit Card/ATM	0	0	0	0
Fraud - Impersonation	1	1	1	0
Fraud - Welfare	0	0	0	0
Fraud - Wire	0	0	0	0
Motor Vehicle Theft	0	0	0	0
Robbery	0	0	0	0
Stolen Property Offenses	0	0	0	0
Theft - Pocket-picking	0	0	0	0
Theft - Purse Snatching	0	0	0	0
Theft - Shoplifting	0	0	0	0
Theft From Building	0	0	0	0
Theft From Coin Machine	0	0	0	0
Theft From Motor Vehicle	0	0	0	0
Theft of Motor Vehicle Parts	0	0	0	0
Theft - All Other Larceny	0	0	0	0
Crimes Against Society				
Drug/Narcotic Violations	106	46	51	0
Drug/Narcotic Equipment Violations	48	26	1	0
Gambling - Betting/Wagering	0	0	0	0
Gambling - Operating/Promoting	0	0	0	0
Gambling - Equipment Violations	0	0	0	0
Gambling - Sports Tampering	0	0	0	0
Pornography/Obscene Material	0	0	0	0
Prostitution	0	0	0	0
Prostitution Assisting/Promoting	0	0	0	0
Purchasing Prostitution	0	0	0	0
Weapon Law Violations	1	1	0	0
Total Group A Offenses	157	74	53	0



12th Judicial Drug Task Force - 2014

2013 Population Estimate	N/A
Offense Overview	
Offense Total	1
Number Cleared	0
Percent Cleared	0.00 %
Group A Crimes per 100,000 population	N/A
Arrest Overview	
Total Arrests	0
Adult Arrests	0
Juvenile Arrests	0
Unknown Age	0
Arrests per 100,000 population	N/A
Average number offenses/incident	1.00

Domestic Violence Victims		
Offense	Reported	Cleared
Murder	0	0
Aggravated Assault	0	0
Simple Assault	0	0
Intimidation	0	0
Stalking	0	0
Forcible Rape	0	0
Forcible Sodomy	0	0
Sexual Assault W/Object	0	0
Forcible Fondling	0	0
Incest	0	0
Statutory Rape	0	0
Kidnapping/Abduction	0	0
Total	0	0

TIBRS Group B Arrests		
Offense	Adult	Juvenile
Bad Checks	0	0
Curfew/Vagrancy	0	0
Disorderly Conduct	0	0
DUI	0	0
Drunkenness	0	0
Family-Non Violent	0	0
Liquor Law Violations	0	0
Peeping Tom	0	0
Trespass	0	0
All Other Offenses	0	0
Total Group B	0	0

TIBRS Group A Offenses	Offenses		Arrests	
	Reported	Cleared	Adult	Juvenile
Crimes Against Persons				
Murder	0	0	0	0
Negligent Manslaughter	0	0	0	0
Kidnapping/Abduction	0	0	0	0
Forcible Rape	0	0	0	0
Forcible Sodomy	0	0	0	0
Sexual Assault W/Object	0	0	0	0
Forcible Fondling	0	0	0	0
Incest	0	0	0	0
Statutory Rape	0	0	0	0
Aggravated Assault	0	0	0	0
Simple Assault	0	0	0	0
Intimidation	0	0	0	0
Stalking	0	0	0	0
Commercial Sex Acts	0	0	0	0
Involuntary Servitude	0	0	0	0
Crimes Against Property				
Arson	0	0	0	0
Bribery	0	0	0	0
Burglary	0	0	0	0
Counterfeiting/Forgery	0	0	0	0
Destruction/Damage/Vandalism	0	0	0	0
Embezzlement	0	0	0	0
Extortion/Blackmail	0	0	0	0
Fraud - False Pretenses	0	0	0	0
Fraud - Credit Card/ATM	0	0	0	0
Fraud - Impersonation	0	0	0	0
Fraud - Welfare	0	0	0	0
Fraud - Wire	0	0	0	0
Motor Vehicle Theft	0	0	0	0
Robbery	0	0	0	0
Stolen Property Offenses	0	0	0	0
Theft - Pocket-picking	0	0	0	0
Theft - Purse Snatching	0	0	0	0
Theft - Shoplifting	0	0	0	0
Theft From Building	0	0	0	0
Theft From Coin Machine	0	0	0	0
Theft From Motor Vehicle	0	0	0	0
Theft of Motor Vehicle Parts	0	0	0	0
Theft - All Other Larceny	0	0	0	0
Crimes Against Society				
Drug/Narcotic Violations	1	0	0	0
Drug/Narcotic Equipment Violations	0	0	0	0
Gambling - Betting/Wagering	0	0	0	0
Gambling - Operating/Promoting	0	0	0	0
Gambling - Equipment Violations	0	0	0	0
Gambling - Sports Tampering	0	0	0	0
Pornography/Obscene Material	0	0	0	0
Prostitution	0	0	0	0
Prostitution Assisting/Promoting	0	0	0	0
Purchasing Prostitution	0	0	0	0
Weapon Law Violations	0	0	0	0
Total Group A Offenses	1	0	0	0



14th Judicial Drug Task Force - 2014

2013 Population Estimate	N/A
Offense Overview	
Offense Total	0
Number Cleared	0
Percent Cleared	0.00 %
Group A Crimes per 100,000 population	N/A
Arrest Overview	
Total Arrests	0
Adult Arrests	0
Juvenile Arrests	0
Unknown Age	0
Arrests per 100,000 population	N/A
Average number offenses/incident	0.00

Domestic Violence Victims		
Offense	Reported	Cleared
Murder	0	0
Aggravated Assault	0	0
Simple Assault	0	0
Intimidation	0	0
Stalking	0	0
Forcible Rape	0	0
Forcible Sodomy	0	0
Sexual Assault W/Object	0	0
Forcible Fondling	0	0
Incest	0	0
Statutory Rape	0	0
Kidnapping/Abduction	0	0
Total	0	0

TIBRS Group B Arrests		
Offense	Adult	Juvenile
Bad Checks	0	0
Curfew/Vagrancy	0	0
Disorderly Conduct	0	0
DUI	0	0
Drunkenness	0	0
Family-Non Violent	0	0
Liquor Law Violations	0	0
Peeping Tom	0	0
Trespass	0	0
All Other Offenses	0	0
Total Group B	0	0

TIBRS Group A Offenses	Offenses		Arrests	
	Reported	Cleared	Adult	Juvenile
Crimes Against Persons				
Murder	0	0	0	0
Negligent Manslaughter	0	0	0	0
Kidnapping/Abduction	0	0	0	0
Forcible Rape	0	0	0	0
Forcible Sodomy	0	0	0	0
Sexual Assault W/Object	0	0	0	0
Forcible Fondling	0	0	0	0
Incest	0	0	0	0
Statutory Rape	0	0	0	0
Aggravated Assault	0	0	0	0
Simple Assault	0	0	0	0
Intimidation	0	0	0	0
Stalking	0	0	0	0
Commercial Sex Acts	0	0	0	0
Involuntary Servitude	0	0	0	0
Crimes Against Property				
Arson	0	0	0	0
Bribery	0	0	0	0
Burglary	0	0	0	0
Counterfeiting/Forgery	0	0	0	0
Destruction/Damage/Vandalism	0	0	0	0
Embezzlement	0	0	0	0
Extortion/Blackmail	0	0	0	0
Fraud - False Pretenses	0	0	0	0
Fraud - Credit Card/ATM	0	0	0	0
Fraud - Impersonation	0	0	0	0
Fraud - Welfare	0	0	0	0
Fraud - Wire	0	0	0	0
Motor Vehicle Theft	0	0	0	0
Robbery	0	0	0	0
Stolen Property Offenses	0	0	0	0
Theft - Pocket-picking	0	0	0	0
Theft - Purse Snatching	0	0	0	0
Theft - Shoplifting	0	0	0	0
Theft From Building	0	0	0	0
Theft From Coin Machine	0	0	0	0
Theft From Motor Vehicle	0	0	0	0
Theft of Motor Vehicle Parts	0	0	0	0
Theft - All Other Larceny	0	0	0	0
Crimes Against Society				
Drug/Narcotic Violations	0	0	0	0
Drug/Narcotic Equipment Violations	0	0	0	0
Gambling - Betting/Wagering	0	0	0	0
Gambling - Operating/Promoting	0	0	0	0
Gambling - Equipment Violations	0	0	0	0
Gambling - Sports Tampering	0	0	0	0
Pornography/Obscene Material	0	0	0	0
Prostitution	0	0	0	0
Prostitution Assisting/Promoting	0	0	0	0
Purchasing Prostitution	0	0	0	0
Weapon Law Violations	0	0	0	0
Total Group A Offenses	0	0	0	0



15th Judicial Drug Task Force - 2014

2013 Population Estimate	N/A
Offense Overview	
Offense Total	131
Number Cleared	36
Percent Cleared	27.48 %
Group A Crimes per 100,000 population	N/A
Arrest Overview	
Total Arrests	18
Adult Arrests	16
Juvenile Arrests	2
Unknown Age	0
Arrests per 100,000 population	N/A
Average number offenses/incident	1.25

Domestic Violence Victims		
Offense	Reported	Cleared
Murder	0	0
Aggravated Assault	0	0
Simple Assault	0	0
Intimidation	0	0
Stalking	0	0
Forcible Rape	0	0
Forcible Sodomy	0	0
Sexual Assault W/Object	0	0
Forcible Fondling	0	0
Incest	0	0
Statutory Rape	0	0
Kidnapping/Abduction	0	0
Total	0	0

TIBRS Group B Arrests		
Offense	Adult	Juvenile
Bad Checks	0	0
Curfew/Vagrancy	0	0
Disorderly Conduct	0	0
DUI	0	0
Drunkenness	0	0
Family-Non Violent	0	0
Liquor Law Violations	0	0
Peeping Tom	0	0
Trespass	0	0
All Other Offenses	0	0
Total Group B	0	0

TIBRS Group A Offenses	Offenses		Arrests	
	Reported	Cleared	Adult	Juvenile
Crimes Against Persons				
Murder	0	0	0	0
Negligent Manslaughter	0	0	0	0
Kidnapping/Abduction	0	0	0	0
Forcible Rape	0	0	0	0
Forcible Sodomy	0	0	0	0
Sexual Assault W/Object	0	0	0	0
Forcible Fondling	0	0	0	0
Incest	0	0	0	0
Statutory Rape	0	0	0	0
Aggravated Assault	0	0	0	0
Simple Assault	0	0	0	0
Intimidation	0	0	0	0
Stalking	0	0	0	0
Commercial Sex Acts	0	0	0	0
Involuntary Servitude	0	0	0	0
Crimes Against Property				
Arson	0	0	0	0
Bribery	0	0	0	0
Burglary	0	0	0	0
Counterfeiting/Forgery	0	0	0	0
Destruction/Damage/Vandalism	0	0	0	0
Embezzlement	0	0	0	0
Extortion/Blackmail	0	0	0	0
Fraud - False Pretenses	9	5	2	0
Fraud - Credit Card/ATM	0	0	0	0
Fraud - Impersonation	0	0	0	0
Fraud - Welfare	0	0	0	0
Fraud - Wire	0	0	0	0
Motor Vehicle Theft	0	0	0	0
Robbery	0	0	0	0
Stolen Property Offenses	0	0	0	0
Theft - Pocket-picking	0	0	0	0
Theft - Purse Snatching	0	0	0	0
Theft - Shoplifting	0	0	0	0
Theft From Building	0	0	0	0
Theft From Coin Machine	0	0	0	0
Theft From Motor Vehicle	0	0	0	0
Theft of Motor Vehicle Parts	0	0	0	0
Theft - All Other Larceny	1	1	2	0
Crimes Against Society				
Drug/Narcotic Violations	88	22	11	2
Drug/Narcotic Equipment Violations	29	7	1	0
Gambling - Betting/Wagering	0	0	0	0
Gambling - Operating/Promoting	0	0	0	0
Gambling - Equipment Violations	0	0	0	0
Gambling - Sports Tampering	0	0	0	0
Pornography/Obscene Material	0	0	0	0
Prostitution	0	0	0	0
Prostitution Assisting/Promoting	0	0	0	0
Purchasing Prostitution	0	0	0	0
Weapon Law Violations	4	1	0	0
Total Group A Offenses	131	36	16	2



17th Judicial Drug Task Force - 2014

2013 Population Estimate	N/A
Offense Overview	
Offense Total	282
Number Cleared	105
Percent Cleared	37.23 %
Group A Crimes per 100,000 population	N/A
Arrest Overview	
Total Arrests	108
Adult Arrests	107
Juvenile Arrests	1
Unknown Age	0
Arrests per 100,000 population	N/A
Average number offenses/incident	1.27

Domestic Violence Victims		
Offense	Reported	Cleared
Murder	0	0
Aggravated Assault	0	0
Simple Assault	0	0
Intimidation	0	0
Stalking	0	0
Forcible Rape	0	0
Forcible Sodomy	0	0
Sexual Assault W/Object	0	0
Forcible Fondling	0	0
Incest	0	0
Statutory Rape	0	0
Kidnapping/Abduction	0	0
Total	0	0

TIBRS Group B Arrests		
Offense	Adult	Juvenile
Bad Checks	0	0
Curfew/Vagrancy	0	0
Disorderly Conduct	0	0
DUI	0	0
Drunkenness	0	0
Family-Non Violent	0	0
Liquor Law Violations	0	0
Peeping Tom	0	0
Trespass	0	0
All Other Offenses	0	0
Total Group B	0	0

TIBRS Group A Offenses	Offenses		Arrests	
	Reported	Cleared	Adult	Juvenile
Crimes Against Persons				
Murder	0	0	0	0
Negligent Manslaughter	0	0	0	0
Kidnapping/Abduction	0	0	0	0
Forcible Rape	0	0	0	0
Forcible Sodomy	0	0	0	0
Sexual Assault W/Object	0	0	0	0
Forcible Fondling	0	0	0	0
Incest	0	0	0	0
Statutory Rape	0	0	0	0
Aggravated Assault	0	0	0	0
Simple Assault	0	0	0	0
Intimidation	0	0	0	0
Stalking	0	0	0	0
Commercial Sex Acts	0	0	0	0
Involuntary Servitude	0	0	0	0
Crimes Against Property				
Arson	0	0	0	0
Bribery	0	0	0	0
Burglary	0	0	0	0
Counterfeiting/Forgery	0	0	0	0
Destruction/Damage/Vandalism	0	0	0	0
Embezzlement	0	0	0	0
Extortion/Blackmail	0	0	0	0
Fraud - False Pretenses	0	0	0	0
Fraud - Credit Card/ATM	0	0	0	0
Fraud - Impersonation	0	0	0	0
Fraud - Welfare	0	0	0	0
Fraud - Wire	0	0	0	0
Motor Vehicle Theft	0	0	0	0
Robbery	0	0	0	0
Stolen Property Offenses	0	0	0	0
Theft - Pocket-picking	0	0	0	0
Theft - Purse Snatching	0	0	0	0
Theft - Shoplifting	0	0	0	0
Theft From Building	0	0	0	0
Theft From Coin Machine	0	0	0	0
Theft From Motor Vehicle	0	0	0	0
Theft of Motor Vehicle Parts	0	0	0	0
Theft - All Other Larceny	0	0	0	0
Crimes Against Society				
Drug/Narcotic Violations	206	72	97	1
Drug/Narcotic Equipment Violations	71	29	10	0
Gambling - Betting/Wagering	0	0	0	0
Gambling - Operating/Promoting	0	0	0	0
Gambling - Equipment Violations	0	0	0	0
Gambling - Sports Tampering	0	0	0	0
Pornography/Obscene Material	0	0	0	0
Prostitution	0	0	0	0
Prostitution Assisting/Promoting	0	0	0	0
Purchasing Prostitution	0	0	0	0
Weapon Law Violations	5	4	0	0
Total Group A Offenses	282	105	107	1



18th Judicial Drug Task Force - 2014

2013 Population Estimate	N/A
Offense Overview	
Offense Total	253
Number Cleared	248
Percent Cleared	98.02 %
Group A Crimes per 100,000 population	N/A
Arrest Overview	
Total Arrests	268
Adult Arrests	268
Juvenile Arrests	0
Unknown Age	0
Arrests per 100,000 population	N/A
Average number offenses/incident	1.42

Domestic Violence Victims		
Offense	Reported	Cleared
Murder	0	0
Aggravated Assault	0	0
Simple Assault	0	0
Intimidation	0	0
Stalking	0	0
Forcible Rape	0	0
Forcible Sodomy	0	0
Sexual Assault W/Object	0	0
Forcible Fondling	0	0
Incest	0	0
Statutory Rape	0	0
Kidnapping/Abduction	0	0
Total	0	0

TIBRS Group B Arrests		
Offense	Adult	Juvenile
Bad Checks	0	0
Curfew/Vagrancy	0	0
Disorderly Conduct	0	0
DUI	0	0
Drunkenness	0	0
Family-Non Violent	0	0
Liquor Law Violations	0	0
Peeping Tom	0	0
Trespass	0	0
All Other Offenses	43	0
Total Group B	43	0

TIBRS Group A Offenses	Offenses		Arrests	
	Reported	Cleared	Adult	Juvenile
Crimes Against Persons				
Murder	0	0	0	0
Negligent Manslaughter	0	0	0	0
Kidnapping/Abduction	0	0	0	0
Forcible Rape	0	0	0	0
Forcible Sodomy	0	0	0	0
Sexual Assault W/Object	0	0	0	0
Forcible Fondling	0	0	0	0
Incest	0	0	0	0
Statutory Rape	0	0	0	0
Aggravated Assault	0	0	0	0
Simple Assault	0	0	0	0
Intimidation	0	0	0	0
Stalking	0	0	0	0
Commercial Sex Acts	0	0	0	0
Involuntary Servitude	0	0	0	0
Crimes Against Property				
Arson	0	0	0	0
Bribery	0	0	0	0
Burglary	0	0	0	0
Counterfeiting/Forgery	1	1	1	0
Destruction/Damage/Vandalism	0	0	0	0
Embezzlement	0	0	0	0
Extortion/Blackmail	0	0	0	0
Fraud - False Pretenses	31	31	31	0
Fraud - Credit Card/ATM	1	1	1	0
Fraud - Impersonation	0	0	1	0
Fraud - Welfare	0	0	0	0
Fraud - Wire	0	0	0	0
Motor Vehicle Theft	2	2	3	0
Robbery	0	0	0	0
Stolen Property Offenses	1	1	0	0
Theft - Pocket-picking	0	0	0	0
Theft - Purse Snatching	0	0	0	0
Theft - Shoplifting	0	0	0	0
Theft From Building	0	0	0	0
Theft From Coin Machine	0	0	0	0
Theft From Motor Vehicle	0	0	0	0
Theft of Motor Vehicle Parts	0	0	0	0
Theft - All Other Larceny	6	6	8	0
Crimes Against Society				
Drug/Narcotic Violations	130	128	156	0
Drug/Narcotic Equipment Violations	66	63	16	0
Gambling - Betting/Wagering	0	0	0	0
Gambling - Operating/Promoting	0	0	0	0
Gambling - Equipment Violations	0	0	0	0
Gambling - Sports Tampering	0	0	0	0
Pornography/Obscene Material	0	0	0	0
Prostitution	0	0	0	0
Prostitution Assisting/Promoting	0	0	0	0
Purchasing Prostitution	0	0	0	0
Weapon Law Violations	15	15	8	0
Total Group A Offenses	253	248	225	0



19th Judicial Drug Task Force - 2014

2013 Population Estimate	N/A
Offense Overview	
Offense Total	121
Number Cleared	70
Percent Cleared	57.85 %
Group A Crimes per 100,000 population	N/A
Arrest Overview	
Total Arrests	40
Adult Arrests	40
Juvenile Arrests	0
Unknown Age	0
Arrests per 100,000 population	N/A
Average number offenses/incident	1.55

Domestic Violence Victims		
Offense	Reported	Cleared
Murder	0	0
Aggravated Assault	0	0
Simple Assault	0	0
Intimidation	0	0
Stalking	0	0
Forcible Rape	0	0
Forcible Sodomy	0	0
Sexual Assault W/Object	0	0
Forcible Fondling	0	0
Incest	0	0
Statutory Rape	0	0
Kidnapping/Abduction	0	0
Total	0	0

TIBRS Group B Arrests		
Offense	Adult	Juvenile
Bad Checks	0	0
Curfew/Vagrancy	0	0
Disorderly Conduct	0	0
DUI	0	0
Drunkenness	0	0
Family-Non Violent	0	0
Liquor Law Violations	0	0
Peeping Tom	0	0
Trespass	0	0
All Other Offenses	0	0
Total Group B	0	0

TIBRS Group A Offenses	Offenses		Arrests	
	Reported	Cleared	Adult	Juvenile
Crimes Against Persons				
Murder	0	0	0	0
Negligent Manslaughter	0	0	0	0
Kidnapping/Abduction	0	0	0	0
Forcible Rape	0	0	0	0
Forcible Sodomy	0	0	0	0
Sexual Assault W/Object	0	0	0	0
Forcible Fondling	0	0	0	0
Incest	0	0	0	0
Statutory Rape	0	0	0	0
Aggravated Assault	1	1	1	0
Simple Assault	0	0	0	0
Intimidation	0	0	0	0
Stalking	0	0	0	0
Commercial Sex Acts	0	0	0	0
Involuntary Servitude	0	0	0	0
Crimes Against Property				
Arson	0	0	0	0
Bribery	0	0	0	0
Burglary	0	0	0	0
Counterfeiting/Forgery	4	4	1	0
Destruction/Damage/Vandalism	0	0	0	0
Embezzlement	0	0	0	0
Extortion/Blackmail	0	0	0	0
Fraud - False Pretenses	13	13	6	0
Fraud - Credit Card/ATM	0	0	0	0
Fraud - Impersonation	0	0	0	0
Fraud - Welfare	0	0	0	0
Fraud - Wire	0	0	0	0
Motor Vehicle Theft	0	0	0	0
Robbery	0	0	0	0
Stolen Property Offenses	0	0	0	0
Theft - Pocket-picking	0	0	0	0
Theft - Purse Snatching	0	0	0	0
Theft - Shoplifting	0	0	0	0
Theft From Building	0	0	0	0
Theft From Coin Machine	0	0	0	0
Theft From Motor Vehicle	0	0	0	0
Theft of Motor Vehicle Parts	0	0	0	0
Theft - All Other Larceny	0	0	0	0
Crimes Against Society				
Drug/Narcotic Violations	70	31	29	0
Drug/Narcotic Equipment Violations	32	21	3	0
Gambling - Betting/Wagering	0	0	0	0
Gambling - Operating/Promoting	0	0	0	0
Gambling - Equipment Violations	0	0	0	0
Gambling - Sports Tampering	0	0	0	0
Pornography/Obscene Material	0	0	0	0
Prostitution	0	0	0	0
Prostitution Assisting/Promoting	0	0	0	0
Purchasing Prostitution	0	0	0	0
Weapon Law Violations	1	0	0	0
Total Group A Offenses	121	70	40	0



21st Judicial Drug Task Force - 2014

2013 Population Estimate	N/A
Offense Overview	
Offense Total	135
Number Cleared	82
Percent Cleared	60.74 %
Group A Crimes per 100,000 population	N/A
Arrest Overview	
Total Arrests	59
Adult Arrests	59
Juvenile Arrests	0
Unknown Age	0
Arrests per 100,000 population	N/A
Average number offenses/incident	1.42

Domestic Violence Victims		
Offense	Reported	Cleared
Murder	0	0
Aggravated Assault	0	0
Simple Assault	0	0
Intimidation	0	0
Stalking	0	0
Forcible Rape	0	0
Forcible Sodomy	0	0
Sexual Assault W/Object	0	0
Forcible Fondling	0	0
Incest	0	0
Statutory Rape	0	0
Kidnapping/Abduction	0	0
Total	0	0

TIBRS Group B Arrests		
Offense	Adult	Juvenile
Bad Checks	0	0
Curfew/Vagrancy	0	0
Disorderly Conduct	0	0
DUI	0	0
Drunkenness	0	0
Family-Non Violent	0	0
Liquor Law Violations	0	0
Peeping Tom	0	0
Trespass	0	0
All Other Offenses	0	0
Total Group B	0	0

TIBRS Group A Offenses	Offenses		Arrests	
	Reported	Cleared	Adult	Juvenile
Crimes Against Persons				
Murder	0	0	0	0
Negligent Manslaughter	0	0	0	0
Kidnapping/Abduction	0	0	0	0
Forcible Rape	0	0	0	0
Forcible Sodomy	0	0	0	0
Sexual Assault W/Object	0	0	0	0
Forcible Fondling	0	0	0	0
Incest	0	0	0	0
Statutory Rape	0	0	0	0
Aggravated Assault	0	0	0	0
Simple Assault	0	0	0	0
Intimidation	0	0	0	0
Stalking	0	0	0	0
Commercial Sex Acts	0	0	0	0
Involuntary Servitude	0	0	0	0
Crimes Against Property				
Arson	0	0	0	0
Bribery	0	0	0	0
Burglary	0	0	0	0
Counterfeiting/Forgery	10	7	1	0
Destruction/Damage/Vandalism	0	0	0	0
Embezzlement	0	0	0	0
Extortion/Blackmail	0	0	0	0
Fraud - False Pretenses	11	8	8	0
Fraud - Credit Card/ATM	0	0	0	0
Fraud - Impersonation	10	8	1	0
Fraud - Welfare	0	0	0	0
Fraud - Wire	0	0	0	0
Motor Vehicle Theft	0	0	0	0
Robbery	0	0	0	0
Stolen Property Offenses	0	0	0	0
Theft - Pocket-picking	0	0	0	0
Theft - Purse Snatching	0	0	0	0
Theft - Shoplifting	0	0	0	0
Theft From Building	0	0	0	0
Theft From Coin Machine	0	0	0	0
Theft From Motor Vehicle	0	0	0	0
Theft of Motor Vehicle Parts	0	0	0	0
Theft - All Other Larceny	0	0	0	0
Crimes Against Society				
Drug/Narcotic Violations	79	43	45	0
Drug/Narcotic Equipment Violations	23	14	4	0
Gambling - Betting/Wagering	0	0	0	0
Gambling - Operating/Promoting	0	0	0	0
Gambling - Equipment Violations	0	0	0	0
Gambling - Sports Tampering	0	0	0	0
Pornography/Obscene Material	0	0	0	0
Prostitution	0	0	0	0
Prostitution Assisting/Promoting	0	0	0	0
Purchasing Prostitution	0	0	0	0
Weapon Law Violations	2	2	0	0
Total Group A Offenses	135	82	59	0



2013 Population Estimate	N/A
Offense Overview	
Offense Total	58
Number Cleared	35
Percent Cleared	60.34 %
Group A Crimes per 100,000 population	N/A
Arrest Overview	
Total Arrests	43
Adult Arrests	42
Juvenile Arrests	1
Unknown Age	0
Arrests per 100,000 population	N/A
Average number offenses/incident	1.49

Domestic Violence Victims		
Offense	Reported	Cleared
Murder	0	0
Aggravated Assault	0	0
Simple Assault	0	0
Intimidation	0	0
Stalking	0	0
Forcible Rape	0	0
Forcible Sodomy	0	0
Sexual Assault W/Object	0	0
Forcible Fondling	0	0
Incest	0	0
Statutory Rape	0	0
Kidnapping/Abduction	0	0
Total	0	0

TIBRS Group B Arrests		
Offense	Adult	Juvenile
Bad Checks	0	0
Curfew/Vagrancy	0	0
Disorderly Conduct	0	0
DUI	0	0
Drunkenness	0	0
Family-Non Violent	0	0
Liquor Law Violations	2	0
Peeping Tom	0	0
Trespass	0	0
All Other Offenses	0	0
Total Group B	2	0

TIBRS Group A Offenses	Offenses		Arrests	
	Reported	Cleared	Adult	Juvenile
Crimes Against Persons				
Murder	0	0	0	0
Negligent Manslaughter	0	0	0	0
Kidnapping/Abduction	0	0	0	0
Forcible Rape	0	0	0	0
Forcible Sodomy	0	0	0	0
Sexual Assault W/Object	0	0	0	0
Forcible Fondling	0	0	0	0
Incest	0	0	0	0
Statutory Rape	0	0	0	0
Aggravated Assault	0	0	0	0
Simple Assault	0	0	0	0
Intimidation	0	0	0	0
Stalking	0	0	0	0
Commercial Sex Acts	0	0	0	0
Involuntary Servitude	0	0	0	0
Crimes Against Property				
Arson	0	0	0	0
Bribery	0	0	0	0
Burglary	0	0	0	0
Counterfeiting/Forgery	0	0	0	0
Destruction/Damage/Vandalism	0	0	0	0
Embezzlement	0	0	0	0
Extortion/Blackmail	0	0	0	0
Fraud - False Pretenses	0	0	0	0
Fraud - Credit Card/ATM	0	0	0	0
Fraud - Impersonation	0	0	0	0
Fraud - Welfare	0	0	0	0
Fraud - Wire	0	0	0	0
Motor Vehicle Theft	0	0	0	0
Robbery	0	0	0	0
Stolen Property Offenses	0	0	0	0
Theft - Pocket-picking	0	0	0	0
Theft - Purse Snatching	0	0	0	0
Theft - Shoplifting	0	0	0	0
Theft From Building	0	0	0	0
Theft From Coin Machine	0	0	0	0
Theft From Motor Vehicle	0	0	0	0
Theft of Motor Vehicle Parts	0	0	0	0
Theft - All Other Larceny	0	0	0	0
Crimes Against Society				
Drug/Narcotic Violations	37	19	40	1
Drug/Narcotic Equipment Violations	21	16	0	0
Gambling - Betting/Wagering	0	0	0	0
Gambling - Operating/Promoting	0	0	0	0
Gambling - Equipment Violations	0	0	0	0
Gambling - Sports Tampering	0	0	0	0
Pornography/Obscene Material	0	0	0	0
Prostitution	0	0	0	0
Prostitution Assisting/Promoting	0	0	0	0
Purchasing Prostitution	0	0	0	0
Weapon Law Violations	0	0	0	0
Total Group A Offenses	58	35	40	1



23rd Judicial Drug Task Force - 2014

2013 Population Estimate	N/A
Offense Overview	
Offense Total	248
Number Cleared	89
Percent Cleared	35.89 %
Group A Crimes per 100,000 population	N/A
Arrest Overview	
Total Arrests	78
Adult Arrests	78
Juvenile Arrests	0
Unknown Age	0
Arrests per 100,000 population	N/A
Average number offenses/incident	1.18

Domestic Violence Victims		
Offense	Reported	Cleared
Murder	0	0
Aggravated Assault	0	0
Simple Assault	0	0
Intimidation	0	0
Stalking	0	0
Forcible Rape	0	0
Forcible Sodomy	0	0
Sexual Assault W/Object	0	0
Forcible Fondling	0	0
Incest	0	0
Statutory Rape	0	0
Kidnapping/Abduction	0	0
Total	0	0

TIBRS Group B Arrests		
Offense	Adult	Juvenile
Bad Checks	0	0
Curfew/Vagrancy	0	0
Disorderly Conduct	0	0
DUI	0	0
Drunkenness	0	0
Family-Non Violent	0	0
Liquor Law Violations	0	0
Peeping Tom	0	0
Trespass	0	0
All Other Offenses	1	0
Total Group B	1	0

TIBRS Group A Offenses	Offenses		Arrests	
	Reported	Cleared	Adult	Juvenile
Crimes Against Persons				
Murder	0	0	0	0
Negligent Manslaughter	0	0	0	0
Kidnapping/Abduction	0	0	0	0
Forcible Rape	0	0	0	0
Forcible Sodomy	0	0	0	0
Sexual Assault W/Object	0	0	0	0
Forcible Fondling	0	0	0	0
Incest	0	0	0	0
Statutory Rape	0	0	0	0
Aggravated Assault	1	1	2	0
Simple Assault	0	0	0	0
Intimidation	0	0	0	0
Stalking	0	0	0	0
Commercial Sex Acts	0	0	0	0
Involuntary Servitude	0	0	0	0
Crimes Against Property				
Arson	0	0	0	0
Bribery	0	0	0	0
Burglary	0	0	0	0
Counterfeiting/Forgery	0	0	0	0
Destruction/Damage/Vandalism	0	0	0	0
Embezzlement	0	0	0	0
Extortion/Blackmail	0	0	0	0
Fraud - False Pretenses	0	0	0	0
Fraud - Credit Card/ATM	0	0	0	0
Fraud - Impersonation	0	0	0	0
Fraud - Welfare	0	0	0	0
Fraud - Wire	0	0	0	0
Motor Vehicle Theft	0	0	0	0
Robbery	0	0	0	0
Stolen Property Offenses	0	0	0	0
Theft - Pocket-picking	0	0	0	0
Theft - Purse Snatching	0	0	0	0
Theft - Shoplifting	0	0	0	0
Theft From Building	0	0	0	0
Theft From Coin Machine	0	0	0	0
Theft From Motor Vehicle	0	0	0	0
Theft of Motor Vehicle Parts	0	0	0	0
Theft - All Other Larceny	1	1	1	0
Crimes Against Society				
Drug/Narcotic Violations	204	56	72	0
Drug/Narcotic Equipment Violations	37	29	2	0
Gambling - Betting/Wagering	0	0	0	0
Gambling - Operating/Promoting	0	0	0	0
Gambling - Equipment Violations	0	0	0	0
Gambling - Sports Tampering	0	0	0	0
Pornography/Obscene Material	0	0	0	0
Prostitution	0	0	0	0
Prostitution Assisting/Promoting	0	0	0	0
Purchasing Prostitution	0	0	0	0
Weapon Law Violations	5	2	0	0
Total Group A Offenses	248	89	77	0



24th Judicial Drug Task Force - 2014

2013 Population Estimate	N/A
Offense Overview	
Offense Total	143
Number Cleared	114
Percent Cleared	79.72 %
Group A Crimes per 100,000 population	N/A
Arrest Overview	
Total Arrests	147
Adult Arrests	146
Juvenile Arrests	1
Unknown Age	0
Arrests per 100,000 population	N/A
Average number offenses/incident	1.28

Domestic Violence Victims		
Offense	Reported	Cleared
Murder	0	0
Aggravated Assault	0	0
Simple Assault	0	0
Intimidation	0	0
Stalking	0	0
Forcible Rape	0	0
Forcible Sodomy	0	0
Sexual Assault W/Object	0	0
Forcible Fondling	0	0
Incest	0	0
Statutory Rape	0	0
Kidnapping/Abduction	0	0
Total	0	0

TIBRS Group B Arrests		
Offense	Adult	Juvenile
Bad Checks	0	0
Curfew/Vagrancy	0	0
Disorderly Conduct	1	0
DUI	0	0
Drunkenness	1	0
Family-Non Violent	0	0
Liquor Law Violations	0	0
Peeping Tom	0	0
Trespass	1	0
All Other Offenses	8	0
Total Group B	11	0

TIBRS Group A Offenses	Offenses		Arrests	
	Reported	Cleared	Adult	Juvenile
Crimes Against Persons				
Murder	0	0	0	0
Negligent Manslaughter	0	0	0	0
Kidnapping/Abduction	0	0	0	0
Forcible Rape	0	0	0	0
Forcible Sodomy	0	0	0	0
Sexual Assault W/Object	0	0	0	0
Forcible Fondling	0	0	0	0
Incest	0	0	0	0
Statutory Rape	0	0	0	0
Aggravated Assault	0	0	0	0
Simple Assault	0	0	0	0
Intimidation	0	0	0	0
Stalking	0	0	0	0
Commercial Sex Acts	0	0	0	0
Involuntary Servitude	0	0	0	0
Crimes Against Property				
Arson	0	0	0	0
Bribery	0	0	0	0
Burglary	1	1	2	0
Counterfeiting/Forgery	0	0	0	0
Destruction/Damage/Vandalism	1	1	1	0
Embezzlement	0	0	0	0
Extortion/Blackmail	0	0	0	0
Fraud - False Pretenses	0	0	0	0
Fraud - Credit Card/ATM	0	0	0	0
Fraud - Impersonation	0	0	0	0
Fraud - Welfare	0	0	0	0
Fraud - Wire	0	0	0	0
Motor Vehicle Theft	0	0	0	0
Robbery	0	0	0	0
Stolen Property Offenses	0	0	0	0
Theft - Pocket-picking	0	0	0	0
Theft - Purse Snatching	0	0	0	0
Theft - Shoplifting	0	0	0	0
Theft From Building	0	0	0	0
Theft From Coin Machine	0	0	0	0
Theft From Motor Vehicle	0	0	0	0
Theft of Motor Vehicle Parts	0	0	0	0
Theft - All Other Larceny	0	0	0	0
Crimes Against Society				
Drug/Narcotic Violations	98	71	105	1
Drug/Narcotic Equipment Violations	38	36	25	0
Gambling - Betting/Wagering	0	0	0	0
Gambling - Operating/Promoting	0	0	0	0
Gambling - Equipment Violations	0	0	0	0
Gambling - Sports Tampering	0	0	0	0
Pornography/Obscene Material	0	0	0	0
Prostitution	0	0	0	0
Prostitution Assisting/Promoting	0	0	0	0
Purchasing Prostitution	0	0	0	0
Weapon Law Violations	5	5	2	0
Total Group A Offenses	143	114	135	1



25th Judicial Drug Task Force - 2014

2013 Population Estimate	N/A
Offense Overview	
Offense Total	19
Number Cleared	19
Percent Cleared	100.00 %
Group A Crimes per 100,000 population	N/A
Arrest Overview	
Total Arrests	17
Adult Arrests	13
Juvenile Arrests	4
Unknown Age	0
Arrests per 100,000 population	N/A
Average number offenses/incident	1.19

Domestic Violence Victims		
Offense	Reported	Cleared
Murder	0	0
Aggravated Assault	0	0
Simple Assault	0	0
Intimidation	0	0
Stalking	0	0
Forcible Rape	0	0
Forcible Sodomy	0	0
Sexual Assault W/Object	0	0
Forcible Fondling	0	0
Incest	0	0
Statutory Rape	0	0
Kidnapping/Abduction	0	0
Total	0	0

TIBRS Group B Arrests		
Offense	Adult	Juvenile
Bad Checks	0	0
Curfew/Vagrancy	0	0
Disorderly Conduct	0	0
DUI	0	0
Drunkenness	0	0
Family-Non Violent	0	0
Liquor Law Violations	0	0
Peeping Tom	0	0
Trespass	0	0
All Other Offenses	0	0
Total Group B	0	0

TIBRS Group A Offenses	Offenses		Arrests	
	Reported	Cleared	Adult	Juvenile
Crimes Against Persons				
Murder	0	0	0	0
Negligent Manslaughter	0	0	0	0
Kidnapping/Abduction	0	0	0	0
Forcible Rape	0	0	0	0
Forcible Sodomy	0	0	0	0
Sexual Assault W/Object	0	0	0	0
Forcible Fondling	0	0	0	0
Incest	0	0	0	0
Statutory Rape	0	0	0	0
Aggravated Assault	0	0	0	0
Simple Assault	0	0	0	0
Intimidation	0	0	0	0
Stalking	0	0	0	0
Commercial Sex Acts	0	0	0	0
Involuntary Servitude	0	0	0	0
Crimes Against Property				
Arson	0	0	0	0
Bribery	0	0	0	0
Burglary	0	0	0	0
Counterfeiting/Forgery	0	0	0	0
Destruction/Damage/Vandalism	0	0	0	0
Embezzlement	0	0	0	0
Extortion/Blackmail	0	0	0	0
Fraud - False Pretenses	1	1	0	0
Fraud - Credit Card/ATM	0	0	0	0
Fraud - Impersonation	1	1	0	0
Fraud - Welfare	0	0	0	0
Fraud - Wire	0	0	0	0
Motor Vehicle Theft	0	0	0	0
Robbery	0	0	0	0
Stolen Property Offenses	0	0	0	0
Theft - Pocket-picking	0	0	0	0
Theft - Purse Snatching	0	0	0	0
Theft - Shoplifting	0	0	0	0
Theft From Building	0	0	0	0
Theft From Coin Machine	0	0	0	0
Theft From Motor Vehicle	0	0	0	0
Theft of Motor Vehicle Parts	0	0	0	0
Theft - All Other Larceny	0	0	0	0
Crimes Against Society				
Drug/Narcotic Violations	16	16	13	4
Drug/Narcotic Equipment Violations	0	0	0	0
Gambling - Betting/Wagering	0	0	0	0
Gambling - Operating/Promoting	0	0	0	0
Gambling - Equipment Violations	0	0	0	0
Gambling - Sports Tampering	0	0	0	0
Pornography/Obscene Material	0	0	0	0
Prostitution	0	0	0	0
Prostitution Assisting/Promoting	0	0	0	0
Purchasing Prostitution	0	0	0	0
Weapon Law Violations	1	1	0	0
Total Group A Offenses	19	19	13	4



27th Judicial Drug Task Force - 2014

2013 Population Estimate	N/A
Offense Overview	
Offense Total	97
Number Cleared	86
Percent Cleared	88.66 %
Group A Crimes per 100,000 population	N/A
Arrest Overview	
Total Arrests	76
Adult Arrests	76
Juvenile Arrests	0
Unknown Age	0
Arrests per 100,000 population	N/A
Average number offenses/incident	1.35

Domestic Violence Victims		
Offense	Reported	Cleared
Murder	0	0
Aggravated Assault	0	0
Simple Assault	0	0
Intimidation	0	0
Stalking	0	0
Forcible Rape	0	0
Forcible Sodomy	0	0
Sexual Assault W/Object	0	0
Forcible Fondling	0	0
Incest	0	0
Statutory Rape	0	0
Kidnapping/Abduction	0	0
Total	0	0

TIBRS Group B Arrests		
Offense	Adult	Juvenile
Bad Checks	0	0
Curfew/Vagrancy	0	0
Disorderly Conduct	1	0
DUI	1	0
Drunkenness	0	0
Family-Non Violent	0	0
Liquor Law Violations	0	0
Peeping Tom	0	0
Trespass	0	0
All Other Offenses	3	0
Total Group B	5	0

TIBRS Group A Offenses	Offenses		Arrests	
	Reported	Cleared	Adult	Juvenile
Crimes Against Persons				
Murder	0	0	0	0
Negligent Manslaughter	0	0	0	0
Kidnapping/Abduction	0	0	0	0
Forcible Rape	0	0	0	0
Forcible Sodomy	0	0	0	0
Sexual Assault W/Object	0	0	0	0
Forcible Fondling	0	0	0	0
Incest	0	0	0	0
Statutory Rape	0	0	0	0
Aggravated Assault	0	0	0	0
Simple Assault	0	0	0	0
Intimidation	0	0	0	0
Stalking	0	0	0	0
Commercial Sex Acts	0	0	0	0
Involuntary Servitude	0	0	0	0
Crimes Against Property				
Arson	0	0	0	0
Bribery	0	0	0	0
Burglary	0	0	0	0
Counterfeiting/Forgery	0	0	0	0
Destruction/Damage/Vandalism	0	0	0	0
Embezzlement	0	0	0	0
Extortion/Blackmail	0	0	0	0
Fraud - False Pretenses	1	1	0	0
Fraud - Credit Card/ATM	0	0	0	0
Fraud - Impersonation	0	0	0	0
Fraud - Welfare	0	0	0	0
Fraud - Wire	0	0	0	0
Motor Vehicle Theft	0	0	0	0
Robbery	0	0	0	0
Stolen Property Offenses	0	0	0	0
Theft - Pocket-picking	0	0	0	0
Theft - Purse Snatching	0	0	0	0
Theft - Shoplifting	0	0	0	0
Theft From Building	0	0	0	0
Theft From Coin Machine	0	0	0	0
Theft From Motor Vehicle	0	0	0	0
Theft of Motor Vehicle Parts	0	0	0	0
Theft - All Other Larceny	0	0	0	0
Crimes Against Society				
Drug/Narcotic Violations	67	57	64	0
Drug/Narcotic Equipment Violations	26	25	5	0
Gambling - Betting/Wagering	0	0	0	0
Gambling - Operating/Promoting	0	0	0	0
Gambling - Equipment Violations	0	0	0	0
Gambling - Sports Tampering	0	0	0	0
Pornography/Obscene Material	0	0	0	0
Prostitution	0	0	0	0
Prostitution Assisting/Promoting	0	0	0	0
Purchasing Prostitution	0	0	0	0
Weapon Law Violations	3	3	2	0
Total Group A Offenses	97	86	71	0



31st Judicial Drug Task Force - 2014

2013 Population Estimate	N/A
Offense Overview	
Offense Total	0
Number Cleared	0
Percent Cleared	0.00 %
Group A Crimes per 100,000 population	N/A
Arrest Overview	
Total Arrests	1
Adult Arrests	1
Juvenile Arrests	0
Unknown Age	0
Arrests per 100,000 population	N/A
Average number offenses/incident	0.00

Domestic Violence Victims		
Offense	Reported	Cleared
Murder	0	0
Aggravated Assault	0	0
Simple Assault	0	0
Intimidation	0	0
Stalking	0	0
Forcible Rape	0	0
Forcible Sodomy	0	0
Sexual Assault W/Object	0	0
Forcible Fondling	0	0
Incest	0	0
Statutory Rape	0	0
Kidnapping/Abduction	0	0
Total	0	0

TIBRS Group B Arrests		
Offense	Adult	Juvenile
Bad Checks	0	0
Curfew/Vagrancy	0	0
Disorderly Conduct	0	0
DUI	0	0
Drunkenness	0	0
Family-Non Violent	0	0
Liquor Law Violations	0	0
Peeping Tom	0	0
Trespass	0	0
All Other Offenses	1	0
Total Group B	1	0

TIBRS Group A Offenses	Offenses		Arrests	
	Reported	Cleared	Adult	Juvenile
Crimes Against Persons				
Murder	0	0	0	0
Negligent Manslaughter	0	0	0	0
Kidnapping/Abduction	0	0	0	0
Forcible Rape	0	0	0	0
Forcible Sodomy	0	0	0	0
Sexual Assault W/Object	0	0	0	0
Forcible Fondling	0	0	0	0
Incest	0	0	0	0
Statutory Rape	0	0	0	0
Aggravated Assault	0	0	0	0
Simple Assault	0	0	0	0
Intimidation	0	0	0	0
Stalking	0	0	0	0
Commercial Sex Acts	0	0	0	0
Involuntary Servitude	0	0	0	0
Crimes Against Property				
Arson	0	0	0	0
Bribery	0	0	0	0
Burglary	0	0	0	0
Counterfeiting/Forgery	0	0	0	0
Destruction/Damage/Vandalism	0	0	0	0
Embezzlement	0	0	0	0
Extortion/Blackmail	0	0	0	0
Fraud - False Pretenses	0	0	0	0
Fraud - Credit Card/ATM	0	0	0	0
Fraud - Impersonation	0	0	0	0
Fraud - Welfare	0	0	0	0
Fraud - Wire	0	0	0	0
Motor Vehicle Theft	0	0	0	0
Robbery	0	0	0	0
Stolen Property Offenses	0	0	0	0
Theft - Pocket-picking	0	0	0	0
Theft - Purse Snatching	0	0	0	0
Theft - Shoplifting	0	0	0	0
Theft From Building	0	0	0	0
Theft From Coin Machine	0	0	0	0
Theft From Motor Vehicle	0	0	0	0
Theft of Motor Vehicle Parts	0	0	0	0
Theft - All Other Larceny	0	0	0	0
Crimes Against Society				
Drug/Narcotic Violations	0	0	0	0
Drug/Narcotic Equipment Violations	0	0	0	0
Gambling - Betting/Wagering	0	0	0	0
Gambling - Operating/Promoting	0	0	0	0
Gambling - Equipment Violations	0	0	0	0
Gambling - Sports Tampering	0	0	0	0
Pornography/Obscene Material	0	0	0	0
Prostitution	0	0	0	0
Prostitution Assisting/Promoting	0	0	0	0
Purchasing Prostitution	0	0	0	0
Weapon Law Violations	0	0	0	0
Total Group A Offenses	0	0	0	0



West Tennessee Violent Crimes Task Force - 2014

2013 Population Estimate	N/A
Offense Overview	
Offense Total	137
Number Cleared	135
Percent Cleared	98.54 %
Group A Crimes per 100,000 population	N/A
Arrest Overview	
Total Arrests	133
Adult Arrests	130
Juvenile Arrests	3
Unknown Age	0
Arrests per 100,000 population	N/A
Average number offenses/incident	1.65

Domestic Violence Victims		
Offense	Reported	Cleared
Murder	0	0
Aggravated Assault	0	0
Simple Assault	0	0
Intimidation	0	0
Stalking	0	0
Forcible Rape	0	0
Forcible Sodomy	0	0
Sexual Assault W/Object	0	0
Forcible Fondling	0	0
Incest	0	0
Statutory Rape	0	0
Kidnapping/Abduction	0	0
Total	0	0

TIBRS Group B Arrests		
Offense	Adult	Juvenile
Bad Checks	0	0
Curfew/Vagrancy	0	0
Disorderly Conduct	0	0
DUI	3	0
Drunkenness	1	0
Family-Non Violent	0	0
Liquor Law Violations	0	0
Peeping Tom	0	0
Trespass	0	0
All Other Offenses	3	0
Total Group B	7	0

TIBRS Group A Offenses	Offenses		Arrests	
	Reported	Cleared	Adult	Juvenile
Crimes Against Persons				
Murder	0	0	0	0
Negligent Manslaughter	0	0	0	0
Kidnapping/Abduction	0	0	0	0
Forcible Rape	0	0	0	0
Forcible Sodomy	0	0	0	0
Sexual Assault W/Object	0	0	0	0
Forcible Fondling	0	0	0	0
Incest	0	0	0	0
Statutory Rape	0	0	0	0
Aggravated Assault	0	0	0	0
Simple Assault	4	4	0	0
Intimidation	0	0	0	0
Stalking	0	0	0	0
Commercial Sex Acts	0	0	0	0
Involuntary Servitude	0	0	0	0
Crimes Against Property				
Arson	0	0	0	0
Bribery	0	0	0	0
Burglary	0	0	0	0
Counterfeiting/Forgery	1	1	0	0
Destruction/Damage/Vandalism	0	0	0	0
Embezzlement	0	0	0	0
Extortion/Blackmail	0	0	0	0
Fraud - False Pretenses	0	0	0	0
Fraud - Credit Card/ATM	0	0	0	0
Fraud - Impersonation	0	0	0	0
Fraud - Welfare	0	0	0	0
Fraud - Wire	0	0	0	0
Motor Vehicle Theft	0	0	0	0
Robbery	0	0	0	0
Stolen Property Offenses	0	0	0	0
Theft - Pocket-picking	0	0	0	0
Theft - Purse Snatching	0	0	0	0
Theft - Shoplifting	0	0	0	0
Theft From Building	0	0	0	0
Theft From Coin Machine	0	0	0	0
Theft From Motor Vehicle	0	0	0	0
Theft of Motor Vehicle Parts	0	0	0	0
Theft - All Other Larceny	0	0	0	0
Crimes Against Society				
Drug/Narcotic Violations	73	71	107	3
Drug/Narcotic Equipment Violations	46	46	12	0
Gambling - Betting/Wagering	0	0	0	0
Gambling - Operating/Promoting	0	0	0	0
Gambling - Equipment Violations	0	0	0	0
Gambling - Sports Tampering	0	0	0	0
Pornography/Obscene Material	0	0	0	0
Prostitution	0	0	0	0
Prostitution Assisting/Promoting	0	0	0	0
Purchasing Prostitution	0	0	0	0
Weapon Law Violations	13	13	4	0
Total Group A Offenses	137	135	123	3





CRIME IN 2014 TENNESSEE

STATE AGENCIES



NOTE: THE GREAT MAJORITY OF STATE-LEVEL LAW ENFORCEMENT AGENCIES ARE NOT FIRST RESPONDERS TO CRIME INCIDENTS, BUT PROVIDE INVESTIGATIVE, TECHNICAL, OR FORENSIC SUPPORT TO OTHER AGENCIES, INCLUDING SHERIFF'S DEPARTMENTS, MUNICIPAL POLICE DEPARTMENTS, AND DRUG TASK FORCES.

THE AGENCIES THAT UTILIZE THE INVESTIGATIVE, TECHNICAL, OR FORENSIC SUPPORT PROVIDED BY THESE STATE-LEVEL LAW ENFORCEMENT AGENCIES MOST OFTEN ARE FIRST RESPONDERS, AND THEREFORE, IT IS THEIR RESPONSIBILITY TO SUBMIT CRIME STATISTICS TO THE TIBRS PROGRAM AND THE NUMBERS WILL BE INCLUDED IN THEIR DATA. REPORTS ARE NOT SUBMITTED BY STATE-LEVEL AGENCIES IN THESE CASES IN ORDER TO AVOID DUPLICATE REPORTING AND THE RESULTING INFLATED STATISTICS AND INACCURATE DATA.

2013 Population Estimate	N/A
Offense Overview	
Offense Total	39
Number Cleared	10
Percent Cleared	25.64 %
Group A Crimes per 100,000 population	N/A
Arrest Overview	
Total Arrests	375
Adult Arrests	374
Juvenile Arrests	1
Unknown Age	0
Arrests per 100,000 population	N/A
Average number offenses/incident	1.11

Domestic Violence Victims		
Offense	Reported	Cleared
Murder	0	0
Aggravated Assault	0	0
Simple Assault	0	0
Intimidation	0	0
Stalking	0	0
Forcible Rape	0	0
Forcible Sodomy	0	0
Sexual Assault W/Object	0	0
Forcible Fondling	0	0
Incest	0	0
Statutory Rape	0	0
Kidnapping/Abduction	0	0
Total	0	0

TIBRS Group B Arrests		
Offense	Adult	Juvenile
Bad Checks	0	0
Curfew/Vagrancy	0	0
Disorderly Conduct	1	0
DUI	0	0
Drunkenness	5	0
Family-Non Violent	0	0
Liquor Law Violations	335	1
Peeping Tom	0	0
Trespass	0	0
All Other Offenses	23	0
Total Group B	364	1

TIBRS Group A Offenses	Offenses		Arrests	
	Reported	Cleared	Adult	Juvenile
Crimes Against Persons				
Murder	0	0	0	0
Negligent Manslaughter	0	0	0	0
Kidnapping/Abduction	0	0	0	0
Forcible Rape	0	0	0	0
Forcible Sodomy	0	0	0	0
Sexual Assault W/Object	0	0	0	0
Forcible Fondling	0	0	0	0
Incest	0	0	0	0
Statutory Rape	0	0	0	0
Aggravated Assault	0	0	0	0
Simple Assault	0	0	0	0
Intimidation	0	0	0	0
Stalking	0	0	0	0
Commercial Sex Acts	0	0	0	0
Involuntary Servitude	0	0	0	0
Crimes Against Property				
Arson	0	0	0	0
Bribery	0	0	0	0
Burglary	0	0	0	0
Counterfeiting/Forgery	5	4	4	0
Destruction/Damage/Vandalism	0	0	0	0
Embezzlement	0	0	0	0
Extortion/Blackmail	0	0	0	0
Fraud - False Pretenses	1	1	1	0
Fraud - Credit Card/ATM	0	0	0	0
Fraud - Impersonation	0	0	0	0
Fraud - Welfare	0	0	0	0
Fraud - Wire	0	0	0	0
Motor Vehicle Theft	0	0	0	0
Robbery	0	0	0	0
Stolen Property Offenses	2	2	2	0
Theft - Pocket-picking	0	0	0	0
Theft - Purse Snatching	0	0	0	0
Theft - Shoplifting	1	1	1	0
Theft From Building	1	0	0	0
Theft From Coin Machine	0	0	0	0
Theft From Motor Vehicle	0	0	0	0
Theft of Motor Vehicle Parts	0	0	0	0
Theft - All Other Larceny	0	0	0	0
Crimes Against Society				
Drug/Narcotic Violations	25	1	1	0
Drug/Narcotic Equipment Violations	3	1	1	0
Gambling - Betting/Wagering	0	0	0	0
Gambling - Operating/Promoting	1	0	0	0
Gambling - Equipment Violations	0	0	0	0
Gambling - Sports Tampering	0	0	0	0
Pornography/Obscene Material	0	0	0	0
Prostitution	0	0	0	0
Prostitution Assisting/Promoting	0	0	0	0
Purchasing Prostitution	0	0	0	0
Weapon Law Violations	0	0	0	0
Total Group A Offenses	39	10	10	0



2013 Population Estimate	N/A
Offense Overview	
Offense Total	349
Number Cleared	18
Percent Cleared	5.16 %
Group A Crimes per 100,000 population	N/A
Arrest Overview	
Total Arrests	17
Adult Arrests	17
Juvenile Arrests	0
Unknown Age	0
Arrests per 100,000 population	N/A
Average number offenses/incident	1.01

Domestic Violence Victims		
Offense	Reported	Cleared
Murder	0	0
Aggravated Assault	1	0
Simple Assault	0	0
Intimidation	0	0
Stalking	0	0
Forcible Rape	0	0
Forcible Sodomy	0	0
Sexual Assault W/Object	0	0
Forcible Fondling	1	0
Incest	0	0
Statutory Rape	0	0
Kidnapping/Abduction	0	0
Total	2	0

TIBRS Group B Arrests		
Offense	Adult	Juvenile
Bad Checks	0	0
Curfew/Vagrancy	0	0
Disorderly Conduct	0	0
DUI	0	0
Drunkenness	0	0
Family-Non Violent	0	0
Liquor Law Violations	0	0
Peeping Tom	0	0
Trespass	0	0
All Other Offenses	1	0
Total Group B	1	0

TIBRS Group A Offenses	Offenses		Arrests	
	Reported	Cleared	Adult	Juvenile
Crimes Against Persons				
Murder	0	0	0	0
Negligent Manslaughter	0	0	0	0
Kidnapping/Abduction	0	0	0	0
Forcible Rape	0	0	0	0
Forcible Sodomy	0	0	0	0
Sexual Assault W/Object	0	0	0	0
Forcible Fondling	1	0	0	0
Incest	0	0	0	0
Statutory Rape	0	0	0	0
Aggravated Assault	1	0	0	0
Simple Assault	3	0	0	0
Intimidation	2	0	0	0
Stalking	0	0	0	0
Commercial Sex Acts	0	0	0	0
Involuntary Servitude	0	0	0	0
Crimes Against Property				
Arson	0	0	0	0
Bribery	1	0	0	0
Burglary	0	0	0	0
Counterfeiting/Forgery	4	0	0	0
Destruction/Damage/Vandalism	0	0	0	0
Embezzlement	5	1	0	0
Extortion/Blackmail	0	0	0	0
Fraud - False Pretenses	9	0	0	0
Fraud - Credit Card/ATM	1	0	0	0
Fraud - Impersonation	0	0	0	0
Fraud - Welfare	2	0	0	0
Fraud - Wire	0	0	0	0
Motor Vehicle Theft	0	0	0	0
Robbery	0	0	0	0
Stolen Property Offenses	0	0	0	0
Theft - Pocket-picking	0	0	0	0
Theft - Purse Snatching	0	0	0	0
Theft - Shoplifting	0	0	0	0
Theft From Building	0	0	0	0
Theft From Coin Machine	0	0	0	0
Theft From Motor Vehicle	1	0	0	0
Theft of Motor Vehicle Parts	0	0	0	0
Theft - All Other Larceny	7	0	0	0
Crimes Against Society				
Drug/Narcotic Violations	297	12	9	0
Drug/Narcotic Equipment Violations	0	0	0	0
Gambling - Betting/Wagering	0	0	0	0
Gambling - Operating/Promoting	1	1	2	0
Gambling - Equipment Violations	1	1	2	0
Gambling - Sports Tampering	0	0	0	0
Pornography/Obscene Material	8	1	1	0
Prostitution	0	0	0	0
Prostitution Assisting/Promoting	0	0	0	0
Purchasing Prostitution	0	0	0	0
Weapon Law Violations	5	2	2	0
Total Group A Offenses	349	18	16	0



2013 Population Estimate	N/A
Offense Overview	
Offense Total	28
Number Cleared	19
Percent Cleared	67.86 %
Group A Crimes per 100,000 population	N/A
Arrest Overview	
Total Arrests	34
Adult Arrests	34
Juvenile Arrests	0
Unknown Age	0
Arrests per 100,000 population	N/A
Average number offenses/incident	1.12

Domestic Violence Victims		
Offense	Reported	Cleared
Murder	0	0
Aggravated Assault	0	0
Simple Assault	0	0
Intimidation	0	0
Stalking	0	0
Forcible Rape	0	0
Forcible Sodomy	0	0
Sexual Assault W/Object	0	0
Forcible Fondling	0	0
Incest	0	0
Statutory Rape	0	0
Kidnapping/Abduction	0	0
Total	0	0

TIBRS Group B Arrests		
Offense	Adult	Juvenile
Bad Checks	0	0
Curfew/Vagrancy	0	0
Disorderly Conduct	0	0
DUI	0	0
Drunkenness	0	0
Family-Non Violent	0	0
Liquor Law Violations	0	0
Peeping Tom	0	0
Trespass	0	0
All Other Offenses	13	0
Total Group B	13	0

TIBRS Group A Offenses	Offenses		Arrests	
	Reported	Cleared	Adult	Juvenile
Crimes Against Persons				
Murder	0	0	0	0
Negligent Manslaughter	0	0	0	0
Kidnapping/Abduction	0	0	0	0
Forcible Rape	0	0	0	0
Forcible Sodomy	0	0	0	0
Sexual Assault W/Object	0	0	0	0
Forcible Fondling	0	0	0	0
Incest	0	0	0	0
Statutory Rape	0	0	0	0
Aggravated Assault	9	4	4	0
Simple Assault	1	1	1	0
Intimidation	0	0	0	0
Stalking	0	0	0	0
Commercial Sex Acts	0	0	0	0
Involuntary Servitude	0	0	0	0
Crimes Against Property				
Arson	0	0	0	0
Bribery	0	0	0	0
Burglary	0	0	0	0
Counterfeiting/Forgery	0	0	0	0
Destruction/Damage/Vandalism	0	0	0	0
Embezzlement	0	0	0	0
Extortion/Blackmail	1	0	0	0
Fraud - False Pretenses	0	0	0	0
Fraud - Credit Card/ATM	0	0	0	0
Fraud - Impersonation	0	0	0	0
Fraud - Welfare	0	0	0	0
Fraud - Wire	0	0	0	0
Motor Vehicle Theft	0	0	0	0
Robbery	0	0	0	0
Stolen Property Offenses	0	0	0	0
Theft - Pocket-picking	0	0	0	0
Theft - Purse Snatching	0	0	0	0
Theft - Shoplifting	0	0	0	0
Theft From Building	0	0	0	0
Theft From Coin Machine	0	0	0	0
Theft From Motor Vehicle	0	0	0	0
Theft of Motor Vehicle Parts	0	0	0	0
Theft - All Other Larceny	0	0	0	0
Crimes Against Society				
Drug/Narcotic Violations	15	14	16	0
Drug/Narcotic Equipment Violations	0	0	0	0
Gambling - Betting/Wagering	0	0	0	0
Gambling - Operating/Promoting	0	0	0	0
Gambling - Equipment Violations	0	0	0	0
Gambling - Sports Tampering	0	0	0	0
Pornography/Obscene Material	0	0	0	0
Prostitution	0	0	0	0
Prostitution Assisting/Promoting	0	0	0	0
Purchasing Prostitution	0	0	0	0
Weapon Law Violations	2	0	0	0
Total Group A Offenses	28	19	21	0



2013 Population Estimate	N/A
Offense Overview	
Offense Total	2
Number Cleared	2
Percent Cleared	100.00 %
Group A Crimes per 100,000 population	N/A
Arrest Overview	
Total Arrests	1
Adult Arrests	1
Juvenile Arrests	0
Unknown Age	0
Arrests per 100,000 population	N/A
Average number offenses/incident	2.00

Domestic Violence Victims		
Offense	Reported	Cleared
Murder	0	0
Aggravated Assault	0	0
Simple Assault	0	0
Intimidation	0	0
Stalking	0	0
Forcible Rape	0	0
Forcible Sodomy	0	0
Sexual Assault W/Object	0	0
Forcible Fondling	0	0
Incest	0	0
Statutory Rape	0	0
Kidnapping/Abduction	0	0
Total	0	0

TIBRS Group B Arrests		
Offense	Adult	Juvenile
Bad Checks	0	0
Curfew/Vagrancy	0	0
Disorderly Conduct	0	0
DUI	0	0
Drunkenness	0	0
Family-Non Violent	0	0
Liquor Law Violations	0	0
Peeping Tom	0	0
Trespass	0	0
All Other Offenses	0	0
Total Group B	0	0

TIBRS Group A Offenses	Offenses		Arrests	
	Reported	Cleared	Adult	Juvenile
Crimes Against Persons				
Murder	0	0	0	0
Negligent Manslaughter	0	0	0	0
Kidnapping/Abduction	0	0	0	0
Forcible Rape	0	0	0	0
Forcible Sodomy	0	0	0	0
Sexual Assault W/Object	0	0	0	0
Forcible Fondling	0	0	0	0
Incest	0	0	0	0
Statutory Rape	0	0	0	0
Aggravated Assault	0	0	0	0
Simple Assault	0	0	0	0
Intimidation	0	0	0	0
Stalking	0	0	0	0
Commercial Sex Acts	0	0	0	0
Involuntary Servitude	0	0	0	0
Crimes Against Property				
Arson	0	0	0	0
Bribery	0	0	0	0
Burglary	0	0	0	0
Counterfeiting/Forgery	1	1	0	0
Destruction/Damage/Vandalism	0	0	0	0
Embezzlement	0	0	0	0
Extortion/Blackmail	0	0	0	0
Fraud - False Pretenses	1	1	1	0
Fraud - Credit Card/ATM	0	0	0	0
Fraud - Impersonation	0	0	0	0
Fraud - Welfare	0	0	0	0
Fraud - Wire	0	0	0	0
Motor Vehicle Theft	0	0	0	0
Robbery	0	0	0	0
Stolen Property Offenses	0	0	0	0
Theft - Pocket-picking	0	0	0	0
Theft - Purse Snatching	0	0	0	0
Theft - Shoplifting	0	0	0	0
Theft From Building	0	0	0	0
Theft From Coin Machine	0	0	0	0
Theft From Motor Vehicle	0	0	0	0
Theft of Motor Vehicle Parts	0	0	0	0
Theft - All Other Larceny	0	0	0	0
Crimes Against Society				
Drug/Narcotic Violations	0	0	0	0
Drug/Narcotic Equipment Violations	0	0	0	0
Gambling - Betting/Wagering	0	0	0	0
Gambling - Operating/Promoting	0	0	0	0
Gambling - Equipment Violations	0	0	0	0
Gambling - Sports Tampering	0	0	0	0
Pornography/Obscene Material	0	0	0	0
Prostitution	0	0	0	0
Prostitution Assisting/Promoting	0	0	0	0
Purchasing Prostitution	0	0	0	0
Weapon Law Violations	0	0	0	0
Total Group A Offenses	2	2	1	0



Tennessee Department of Safety - 2014

2013 Population Estimate	N/A
Offense Overview	
Offense Total	2,894
Number Cleared	2,613
Percent Cleared	90.29 %
Group A Crimes per 100,000 population	N/A
Arrest Overview	
Total Arrests	10,373
Adult Arrests	10,246
Juvenile Arrests	127
Unknown Age	0
Arrests per 100,000 population	N/A
Average number offenses/incident	1.36

Domestic Violence Victims		
Offense	Reported	Cleared
Murder	0	0
Aggravated Assault	2	2
Simple Assault	1	1
Intimidation	4	4
Stalking	0	0
Forcible Rape	0	0
Forcible Sodomy	0	0
Sexual Assault W/Object	0	0
Forcible Fondling	0	0
Incest	0	0
Statutory Rape	0	0
Kidnapping/Abduction	0	0
Total	7	7

TIBRS Group B Arrests		
Offense	Adult	Juvenile
Bad Checks	0	0
Curfew/Vagrancy	0	0
Disorderly Conduct	17	0
DUI	7,693	64
Drunkenness	108	0
Family-Non Violent	3	0
Liquor Law Violations	129	8
Peeping Tom	0	0
Trespass	0	0
All Other Offenses	279	10
Total Group B	8,229	82

TIBRS Group A Offenses	Offenses		Arrests	
	Reported	Cleared	Adult	Juvenile
Crimes Against Persons				
Murder	0	0	0	0
Negligent Manslaughter	0	0	0	0
Kidnapping/Abduction	2	2	2	0
Forcible Rape	0	0	0	0
Forcible Sodomy	0	0	0	0
Sexual Assault W/Object	0	0	0	0
Forcible Fondling	0	0	0	0
Incest	0	0	0	0
Statutory Rape	0	0	0	0
Aggravated Assault	43	41	26	2
Simple Assault	16	12	11	0
Intimidation	11	11	8	0
Stalking	0	0	0	0
Commercial Sex Acts	1	1	1	0
Involuntary Servitude	0	0	0	0
Crimes Against Property				
Arson	1	1	0	0
Bribery	3	3	3	0
Burglary	0	0	0	0
Counterfeiting/Forgery	38	34	19	0
Destruction/Damage/Vandalism	19	17	11	0
Embezzlement	0	0	0	0
Extortion/Blackmail	0	0	0	0
Fraud - False Pretenses	8	8	5	0
Fraud - Credit Card/ATM	3	3	1	0
Fraud - Impersonation	73	72	59	1
Fraud - Welfare	1	1	1	0
Fraud - Wire	0	0	0	0
Motor Vehicle Theft	27	25	22	3
Robbery	0	0	0	0
Stolen Property Offenses	49	44	42	6
Theft - Pocket-picking	0	0	0	0
Theft - Purse Snatching	0	0	0	0
Theft - Shoplifting	4	4	3	0
Theft From Building	1	1	1	0
Theft From Coin Machine	0	0	0	0
Theft From Motor Vehicle	2	2	2	0
Theft of Motor Vehicle Parts	5	5	5	1
Theft - All Other Larceny	5	5	4	0
Crimes Against Society				
Drug/Narcotic Violations	1,547	1,381	1,431	20
Drug/Narcotic Equipment Violations	857	794	263	8
Gambling - Betting/Wagering	0	0	0	0
Gambling - Operating/Promoting	0	0	0	0
Gambling - Equipment Violations	0	0	0	0
Gambling - Sports Tampering	0	0	0	0
Pornography/Obscene Material	0	0	0	0
Prostitution	0	0	0	0
Prostitution Assisting/Promoting	0	0	0	0
Purchasing Prostitution	0	0	0	0
Weapon Law Violations	178	146	97	4
Total Group A Offenses	2,894	2,613	2,017	45



2013 Population Estimate	N/A
Offense Overview	
Offense Total	360
Number Cleared	203
Percent Cleared	56.39 %
Group A Crimes per 100,000 population	N/A
Arrest Overview	
Total Arrests	92
Adult Arrests	92
Juvenile Arrests	0
Unknown Age	0
Arrests per 100,000 population	N/A
Average number offenses/incident	1.35

Domestic Violence Victims		
Offense	Reported	Cleared
Murder	0	0
Aggravated Assault	0	0
Simple Assault	0	0
Intimidation	0	0
Stalking	0	0
Forcible Rape	0	0
Forcible Sodomy	0	0
Sexual Assault W/Object	0	0
Forcible Fondling	0	0
Incest	0	0
Statutory Rape	0	0
Kidnapping/Abduction	0	0
Total	0	0

TIBRS Group B Arrests		
Offense	Adult	Juvenile
Bad Checks	0	0
Curfew/Vagrancy	0	0
Disorderly Conduct	0	0
DUI	0	0
Drunkenness	0	0
Family-Non Violent	0	0
Liquor Law Violations	0	0
Peeping Tom	0	0
Trespass	0	0
All Other Offenses	0	0
Total Group B	0	0

TIBRS Group A Offenses	Offenses		Arrests	
	Reported	Cleared	Adult	Juvenile
Crimes Against Persons				
Murder	0	0	0	0
Negligent Manslaughter	0	0	0	0
Kidnapping/Abduction	0	0	0	0
Forcible Rape	0	0	0	0
Forcible Sodomy	0	0	0	0
Sexual Assault W/Object	0	0	0	0
Forcible Fondling	0	0	0	0
Incest	0	0	0	0
Statutory Rape	0	0	0	0
Aggravated Assault	0	0	0	0
Simple Assault	0	0	0	0
Intimidation	0	0	0	0
Stalking	0	0	0	0
Commercial Sex Acts	0	0	0	0
Involuntary Servitude	0	0	0	0
Crimes Against Property				
Arson	0	0	0	0
Bribery	0	0	0	0
Burglary	0	0	0	0
Counterfeiting/Forgery	7	7	0	0
Destruction/Damage/Vandalism	0	0	0	0
Embezzlement	0	0	0	0
Extortion/Blackmail	0	0	0	0
Fraud - False Pretenses	40	40	0	0
Fraud - Credit Card/ATM	0	0	0	0
Fraud - Impersonation	8	7	0	0
Fraud - Welfare	265	109	91	0
Fraud - Wire	0	0	0	0
Motor Vehicle Theft	0	0	0	0
Robbery	0	0	0	0
Stolen Property Offenses	0	0	0	0
Theft - Pocket-picking	0	0	0	0
Theft - Purse Snatching	0	0	0	0
Theft - Shoplifting	0	0	0	0
Theft From Building	0	0	0	0
Theft From Coin Machine	0	0	0	0
Theft From Motor Vehicle	0	0	0	0
Theft of Motor Vehicle Parts	0	0	0	0
Theft - All Other Larceny	0	0	0	0
Crimes Against Society				
Drug/Narcotic Violations	40	40	1	0
Drug/Narcotic Equipment Violations	0	0	0	0
Gambling - Betting/Wagering	0	0	0	0
Gambling - Operating/Promoting	0	0	0	0
Gambling - Equipment Violations	0	0	0	0
Gambling - Sports Tampering	0	0	0	0
Pornography/Obscene Material	0	0	0	0
Prostitution	0	0	0	0
Prostitution Assisting/Promoting	0	0	0	0
Purchasing Prostitution	0	0	0	0
Weapon Law Violations	0	0	0	0
Total Group A Offenses	360	203	92	0



2013 Population Estimate	N/A
Offense Overview	
Offense Total	15
Number Cleared	4
Percent Cleared	26.67 %
Group A Crimes per 100,000 population	N/A
Arrest Overview	
Total Arrests	4
Adult Arrests	4
Juvenile Arrests	0
Unknown Age	0
Arrests per 100,000 population	N/A
Average number offenses/incident	1.00

Domestic Violence Victims		
Offense	Reported	Cleared
Murder	0	0
Aggravated Assault	0	0
Simple Assault	0	0
Intimidation	0	0
Stalking	0	0
Forcible Rape	0	0
Forcible Sodomy	0	0
Sexual Assault W/Object	0	0
Forcible Fondling	0	0
Incest	0	0
Statutory Rape	0	0
Kidnapping/Abduction	0	0
Total	0	0

TIBRS Group B Arrests		
Offense	Adult	Juvenile
Bad Checks	0	0
Curfew/Vagrancy	0	0
Disorderly Conduct	0	0
DUI	0	0
Drunkenness	0	0
Family-Non Violent	0	0
Liquor Law Violations	0	0
Peeping Tom	0	0
Trespass	0	0
All Other Offenses	0	0
Total Group B	0	0

TIBRS Group A Offenses	Offenses		Arrests	
	Reported	Cleared	Adult	Juvenile
Crimes Against Persons				
Murder	0	0	0	0
Negligent Manslaughter	0	0	0	0
Kidnapping/Abduction	0	0	0	0
Forcible Rape	0	0	0	0
Forcible Sodomy	0	0	0	0
Sexual Assault W/Object	0	0	0	0
Forcible Fondling	0	0	0	0
Incest	0	0	0	0
Statutory Rape	0	0	0	0
Aggravated Assault	0	0	0	0
Simple Assault	0	0	0	0
Intimidation	0	0	0	0
Stalking	0	0	0	0
Commercial Sex Acts	0	0	0	0
Involuntary Servitude	0	0	0	0
Crimes Against Property				
Arson	15	4	4	0
Bribery	0	0	0	0
Burglary	0	0	0	0
Counterfeiting/Forgery	0	0	0	0
Destruction/Damage/Vandalism	0	0	0	0
Embezzlement	0	0	0	0
Extortion/Blackmail	0	0	0	0
Fraud - False Pretenses	0	0	0	0
Fraud - Credit Card/ATM	0	0	0	0
Fraud - Impersonation	0	0	0	0
Fraud - Welfare	0	0	0	0
Fraud - Wire	0	0	0	0
Motor Vehicle Theft	0	0	0	0
Robbery	0	0	0	0
Stolen Property Offenses	0	0	0	0
Theft - Pocket-picking	0	0	0	0
Theft - Purse Snatching	0	0	0	0
Theft - Shoplifting	0	0	0	0
Theft From Building	0	0	0	0
Theft From Coin Machine	0	0	0	0
Theft From Motor Vehicle	0	0	0	0
Theft of Motor Vehicle Parts	0	0	0	0
Theft - All Other Larceny	0	0	0	0
Crimes Against Society				
Drug/Narcotic Violations	0	0	0	0
Drug/Narcotic Equipment Violations	0	0	0	0
Gambling - Betting/Wagering	0	0	0	0
Gambling - Operating/Promoting	0	0	0	0
Gambling - Equipment Violations	0	0	0	0
Gambling - Sports Tampering	0	0	0	0
Pornography/Obscene Material	0	0	0	0
Prostitution	0	0	0	0
Prostitution Assisting/Promoting	0	0	0	0
Purchasing Prostitution	0	0	0	0
Weapon Law Violations	0	0	0	0
Total Group A Offenses	15	4	4	0



2013 Population Estimate	N/A
Offense Overview	
Offense Total	30
Number Cleared	30
Percent Cleared	100.00 %
Group A Crimes per 100,000 population	N/A
Arrest Overview	
Total Arrests	70
Adult Arrests	65
Juvenile Arrests	5
Unknown Age	0
Arrests per 100,000 population	N/A
Average number offenses/incident	1.36

Domestic Violence Victims		
Offense	Reported	Cleared
Murder	0	0
Aggravated Assault	0	0
Simple Assault	0	0
Intimidation	0	0
Stalking	0	0
Forcible Rape	0	0
Forcible Sodomy	0	0
Sexual Assault W/Object	0	0
Forcible Fondling	0	0
Incest	0	0
Statutory Rape	0	0
Kidnapping/Abduction	0	0
Total	0	0

TIBRS Group B Arrests		
Offense	Adult	Juvenile
Bad Checks	0	0
Curfew/Vagrancy	0	0
Disorderly Conduct	0	0
DUI	16	0
Drunkenness	0	0
Family-Non Violent	0	0
Liquor Law Violations	0	0
Peeping Tom	0	0
Trespass	0	0
All Other Offenses	30	2
Total Group B	46	2

TIBRS Group A Offenses	Offenses		Arrests	
	Reported	Cleared	Adult	Juvenile
Crimes Against Persons				
Murder	0	0	0	0
Negligent Manslaughter	0	0	0	0
Kidnapping/Abduction	0	0	0	0
Forcible Rape	0	0	0	0
Forcible Sodomy	0	0	0	0
Sexual Assault W/Object	0	0	0	0
Forcible Fondling	0	0	0	0
Incest	0	0	0	0
Statutory Rape	0	0	0	0
Aggravated Assault	0	0	0	0
Simple Assault	0	0	0	0
Intimidation	0	0	0	0
Stalking	0	0	0	0
Commercial Sex Acts	0	0	0	0
Involuntary Servitude	0	0	0	0
Crimes Against Property				
Arson	0	0	0	0
Bribery	0	0	0	0
Burglary	0	0	0	0
Counterfeiting/Forgery	0	0	0	0
Destruction/Damage/Vandalism	0	0	0	0
Embezzlement	0	0	0	0
Extortion/Blackmail	0	0	0	0
Fraud - False Pretenses	0	0	0	0
Fraud - Credit Card/ATM	0	0	0	0
Fraud - Impersonation	0	0	0	0
Fraud - Welfare	0	0	0	0
Fraud - Wire	0	0	0	0
Motor Vehicle Theft	0	0	0	0
Robbery	0	0	0	0
Stolen Property Offenses	0	0	0	0
Theft - Pocket-picking	0	0	0	0
Theft - Purse Snatching	0	0	0	0
Theft - Shoplifting	0	0	0	0
Theft From Building	0	0	0	0
Theft From Coin Machine	0	0	0	0
Theft From Motor Vehicle	0	0	0	0
Theft of Motor Vehicle Parts	0	0	0	0
Theft - All Other Larceny	0	0	0	0
Crimes Against Society				
Drug/Narcotic Violations	20	20	17	3
Drug/Narcotic Equipment Violations	10	10	2	0
Gambling - Betting/Wagering	0	0	0	0
Gambling - Operating/Promoting	0	0	0	0
Gambling - Equipment Violations	0	0	0	0
Gambling - Sports Tampering	0	0	0	0
Pornography/Obscene Material	0	0	0	0
Prostitution	0	0	0	0
Prostitution Assisting/Promoting	0	0	0	0
Purchasing Prostitution	0	0	0	0
Weapon Law Violations	0	0	0	0
Total Group A Offenses	30	30	19	3



2013 Population Estimate	N/A
Offense Overview	
Offense Total	6
Number Cleared	6
Percent Cleared	100.00 %
Group A Crimes per 100,000 population	N/A
Arrest Overview	
Total Arrests	34
Adult Arrests	33
Juvenile Arrests	1
Unknown Age	0
Arrests per 100,000 population	N/A
Average number offenses/incident	1.20

Domestic Violence Victims		
Offense	Reported	Cleared
Murder	0	0
Aggravated Assault	0	0
Simple Assault	0	0
Intimidation	0	0
Stalking	0	0
Forcible Rape	0	0
Forcible Sodomy	0	0
Sexual Assault W/Object	0	0
Forcible Fondling	0	0
Incest	0	0
Statutory Rape	0	0
Kidnapping/Abduction	0	0
Total	0	0

TIBRS Group B Arrests		
Offense	Adult	Juvenile
Bad Checks	0	0
Curfew/Vagrancy	0	0
Disorderly Conduct	0	0
DUI	11	0
Drunkenness	2	0
Family-Non Violent	0	0
Liquor Law Violations	1	0
Peeping Tom	0	0
Trespass	0	0
All Other Offenses	14	1
Total Group B	28	1

TIBRS Group A Offenses	Offenses		Arrests	
	Reported	Cleared	Adult	Juvenile
Crimes Against Persons				
Murder	0	0	0	0
Negligent Manslaughter	0	0	0	0
Kidnapping/Abduction	0	0	0	0
Forcible Rape	0	0	0	0
Forcible Sodomy	0	0	0	0
Sexual Assault W/Object	0	0	0	0
Forcible Fondling	0	0	0	0
Incest	0	0	0	0
Statutory Rape	0	0	0	0
Aggravated Assault	1	1	1	0
Simple Assault	0	0	0	0
Intimidation	0	0	0	0
Stalking	0	0	0	0
Commercial Sex Acts	0	0	0	0
Involuntary Servitude	0	0	0	0
Crimes Against Property				
Arson	0	0	0	0
Bribery	0	0	0	0
Burglary	0	0	0	0
Counterfeiting/Forgery	0	0	0	0
Destruction/Damage/Vandalism	0	0	0	0
Embezzlement	0	0	0	0
Extortion/Blackmail	0	0	0	0
Fraud - False Pretenses	0	0	0	0
Fraud - Credit Card/ATM	0	0	0	0
Fraud - Impersonation	0	0	0	0
Fraud - Welfare	0	0	0	0
Fraud - Wire	0	0	0	0
Motor Vehicle Theft	0	0	0	0
Robbery	0	0	0	0
Stolen Property Offenses	0	0	0	0
Theft - Pocket-picking	0	0	0	0
Theft - Purse Snatching	0	0	0	0
Theft - Shoplifting	0	0	0	0
Theft From Building	0	0	0	0
Theft From Coin Machine	0	0	0	0
Theft From Motor Vehicle	0	0	0	0
Theft of Motor Vehicle Parts	0	0	0	0
Theft - All Other Larceny	0	0	0	0
Crimes Against Society				
Drug/Narcotic Violations	4	4	4	0
Drug/Narcotic Equipment Violations	1	1	0	0
Gambling - Betting/Wagering	0	0	0	0
Gambling - Operating/Promoting	0	0	0	0
Gambling - Equipment Violations	0	0	0	0
Gambling - Sports Tampering	0	0	0	0
Pornography/Obscene Material	0	0	0	0
Prostitution	0	0	0	0
Prostitution Assisting/Promoting	0	0	0	0
Purchasing Prostitution	0	0	0	0
Weapon Law Violations	0	0	0	0
Total Group A Offenses	6	6	5	0



2013 Population Estimate	N/A
Offense Overview	
Offense Total	45
Number Cleared	45
Percent Cleared	100.00 %
Group A Crimes per 100,000 population	N/A
Arrest Overview	
Total Arrests	55
Adult Arrests	47
Juvenile Arrests	8
Unknown Age	0
Arrests per 100,000 population	N/A
Average number offenses/incident	1.73

Domestic Violence Victims		
Offense	Reported	Cleared
Murder	0	0
Aggravated Assault	0	0
Simple Assault	0	0
Intimidation	0	0
Stalking	0	0
Forcible Rape	0	0
Forcible Sodomy	0	0
Sexual Assault W/Object	0	0
Forcible Fondling	0	0
Incest	0	0
Statutory Rape	0	0
Kidnapping/Abduction	0	0
Total	0	0

TIBRS Group B Arrests		
Offense	Adult	Juvenile
Bad Checks	0	0
Curfew/Vagrancy	0	0
Disorderly Conduct	0	0
DUI	10	0
Drunkenness	2	0
Family-Non Violent	0	0
Liquor Law Violations	3	0
Peeping Tom	0	0
Trespass	0	0
All Other Offenses	13	1
Total Group B	28	1

TIBRS Group A Offenses	Offenses		Arrests	
	Reported	Cleared	Adult	Juvenile
Crimes Against Persons				
Murder	0	0	0	0
Negligent Manslaughter	0	0	0	0
Kidnapping/Abduction	0	0	0	0
Forcible Rape	0	0	0	0
Forcible Sodomy	0	0	0	0
Sexual Assault W/Object	0	0	0	0
Forcible Fondling	0	0	0	0
Incest	0	0	0	0
Statutory Rape	0	0	0	0
Aggravated Assault	0	0	0	0
Simple Assault	0	0	0	0
Intimidation	0	0	0	0
Stalking	0	0	0	0
Commercial Sex Acts	0	0	0	0
Involuntary Servitude	0	0	0	0
Crimes Against Property				
Arson	0	0	0	0
Bribery	0	0	0	0
Burglary	0	0	0	0
Counterfeiting/Forgery	0	0	0	0
Destruction/Damage/Vandalism	0	0	0	0
Embezzlement	0	0	0	0
Extortion/Blackmail	0	0	0	0
Fraud - False Pretenses	0	0	0	0
Fraud - Credit Card/ATM	0	0	0	0
Fraud - Impersonation	0	0	0	0
Fraud - Welfare	0	0	0	0
Fraud - Wire	0	0	0	0
Motor Vehicle Theft	0	0	0	0
Robbery	0	0	0	0
Stolen Property Offenses	0	0	0	0
Theft - Pocket-picking	0	0	0	0
Theft - Purse Snatching	0	0	0	0
Theft - Shoplifting	0	0	0	0
Theft From Building	0	0	0	0
Theft From Coin Machine	0	0	0	0
Theft From Motor Vehicle	0	0	0	0
Theft of Motor Vehicle Parts	0	0	0	0
Theft - All Other Larceny	0	0	0	0
Crimes Against Society				
Drug/Narcotic Violations	26	26	19	7
Drug/Narcotic Equipment Violations	19	19	0	0
Gambling - Betting/Wagering	0	0	0	0
Gambling - Operating/Promoting	0	0	0	0
Gambling - Equipment Violations	0	0	0	0
Gambling - Sports Tampering	0	0	0	0
Pornography/Obscene Material	0	0	0	0
Prostitution	0	0	0	0
Prostitution Assisting/Promoting	0	0	0	0
Purchasing Prostitution	0	0	0	0
Weapon Law Violations	0	0	0	0
Total Group A Offenses	45	45	19	7



2013 Population Estimate	N/A
Offense Overview	
Offense Total	46
Number Cleared	46
Percent Cleared	100.00 %
Group A Crimes per 100,000 population	N/A
Arrest Overview	
Total Arrests	96
Adult Arrests	94
Juvenile Arrests	2
Unknown Age	0
Arrests per 100,000 population	N/A
Average number offenses/incident	1.48

Domestic Violence Victims		
Offense	Reported	Cleared
Murder	0	0
Aggravated Assault	0	0
Simple Assault	0	0
Intimidation	0	0
Stalking	0	0
Forcible Rape	0	0
Forcible Sodomy	0	0
Sexual Assault W/Object	0	0
Forcible Fondling	0	0
Incest	0	0
Statutory Rape	0	0
Kidnapping/Abduction	0	0
Total	0	0

TIBRS Group B Arrests		
Offense	Adult	Juvenile
Bad Checks	0	0
Curfew/Vagrancy	0	0
Disorderly Conduct	0	0
DUI	18	0
Drunkenness	1	0
Family-Non Violent	0	0
Liquor Law Violations	0	0
Peeping Tom	0	0
Trespass	0	0
All Other Offenses	45	1
Total Group B	64	1

TIBRS Group A Offenses	Offenses		Arrests	
	Reported	Cleared	Adult	Juvenile
Crimes Against Persons				
Murder	0	0	0	0
Negligent Manslaughter	0	0	0	0
Kidnapping/Abduction	0	0	0	0
Forcible Rape	0	0	0	0
Forcible Sodomy	0	0	0	0
Sexual Assault W/Object	0	0	0	0
Forcible Fondling	0	0	0	0
Incest	0	0	0	0
Statutory Rape	0	0	0	0
Aggravated Assault	0	0	0	0
Simple Assault	0	0	0	0
Intimidation	0	0	0	0
Stalking	0	0	0	0
Commercial Sex Acts	0	0	0	0
Involuntary Servitude	0	0	0	0
Crimes Against Property				
Arson	0	0	0	0
Bribery	0	0	0	0
Burglary	0	0	0	0
Counterfeiting/Forgery	0	0	0	0
Destruction/Damage/Vandalism	0	0	0	0
Embezzlement	0	0	0	0
Extortion/Blackmail	0	0	0	0
Fraud - False Pretenses	0	0	0	0
Fraud - Credit Card/ATM	0	0	0	0
Fraud - Impersonation	0	0	0	0
Fraud - Welfare	0	0	0	0
Fraud - Wire	0	0	0	0
Motor Vehicle Theft	0	0	0	0
Robbery	0	0	0	0
Stolen Property Offenses	0	0	0	0
Theft - Pocket-picking	0	0	0	0
Theft - Purse Snatching	0	0	0	0
Theft - Shoplifting	0	0	0	0
Theft From Building	0	0	0	0
Theft From Coin Machine	0	0	0	0
Theft From Motor Vehicle	0	0	0	0
Theft of Motor Vehicle Parts	0	0	0	0
Theft - All Other Larceny	0	0	0	0
Crimes Against Society				
Drug/Narcotic Violations	29	29	28	1
Drug/Narcotic Equipment Violations	16	16	1	0
Gambling - Betting/Wagering	0	0	0	0
Gambling - Operating/Promoting	0	0	0	0
Gambling - Equipment Violations	0	0	0	0
Gambling - Sports Tampering	0	0	0	0
Pornography/Obscene Material	0	0	0	0
Prostitution	0	0	0	0
Prostitution Assisting/Promoting	0	0	0	0
Purchasing Prostitution	0	0	0	0
Weapon Law Violations	1	1	1	0
Total Group A Offenses	46	46	30	1





CRIME IN 2014
TENNESSEE

STATE
PARKS



2013 Population Estimate	N/A
Offense Overview	
Offense Total	2
Number Cleared	0
Percent Cleared	0.00 %
Group A Crimes per 100,000 population	N/A
Arrest Overview	
Total Arrests	7
Adult Arrests	7
Juvenile Arrests	0
Unknown Age	0
Arrests per 100,000 population	N/A
Average number offenses/incident	1.00

Domestic Violence Victims		
Offense	Reported	Cleared
Murder	0	0
Aggravated Assault	0	0
Simple Assault	0	0
Intimidation	0	0
Stalking	0	0
Forcible Rape	0	0
Forcible Sodomy	0	0
Sexual Assault W/Object	0	0
Forcible Fondling	0	0
Incest	0	0
Statutory Rape	0	0
Kidnapping/Abduction	0	0
Total	0	0

TIBRS Group B Arrests		
Offense	Adult	Juvenile
Bad Checks	0	0
Curfew/Vagrancy	0	0
Disorderly Conduct	0	0
DUI	0	0
Drunkenness	5	0
Family-Non Violent	0	0
Liquor Law Violations	0	0
Peeping Tom	0	0
Trespass	2	0
All Other Offenses	0	0
Total Group B	7	0

TIBRS Group A Offenses	Offenses		Arrests	
	Reported	Cleared	Adult	Juvenile
Crimes Against Persons				
Murder	0	0	0	0
Negligent Manslaughter	0	0	0	0
Kidnapping/Abduction	0	0	0	0
Forcible Rape	0	0	0	0
Forcible Sodomy	0	0	0	0
Sexual Assault W/Object	0	0	0	0
Forcible Fondling	0	0	0	0
Incest	0	0	0	0
Statutory Rape	0	0	0	0
Aggravated Assault	0	0	0	0
Simple Assault	0	0	0	0
Intimidation	0	0	0	0
Stalking	0	0	0	0
Commercial Sex Acts	0	0	0	0
Involuntary Servitude	0	0	0	0
Crimes Against Property				
Arson	0	0	0	0
Bribery	0	0	0	0
Burglary	0	0	0	0
Counterfeiting/Forgery	0	0	0	0
Destruction/Damage/Vandalism	0	0	0	0
Embezzlement	0	0	0	0
Extortion/Blackmail	0	0	0	0
Fraud - False Pretenses	0	0	0	0
Fraud - Credit Card/ATM	0	0	0	0
Fraud - Impersonation	0	0	0	0
Fraud - Welfare	0	0	0	0
Fraud - Wire	0	0	0	0
Motor Vehicle Theft	0	0	0	0
Robbery	0	0	0	0
Stolen Property Offenses	0	0	0	0
Theft - Pocket-picking	0	0	0	0
Theft - Purse Snatching	0	0	0	0
Theft - Shoplifting	0	0	0	0
Theft From Building	0	0	0	0
Theft From Coin Machine	0	0	0	0
Theft From Motor Vehicle	1	0	0	0
Theft of Motor Vehicle Parts	1	0	0	0
Theft - All Other Larceny	0	0	0	0
Crimes Against Society				
Drug/Narcotic Violations	0	0	0	0
Drug/Narcotic Equipment Violations	0	0	0	0
Gambling - Betting/Wagering	0	0	0	0
Gambling - Operating/Promoting	0	0	0	0
Gambling - Equipment Violations	0	0	0	0
Gambling - Sports Tampering	0	0	0	0
Pornography/Obscene Material	0	0	0	0
Prostitution	0	0	0	0
Prostitution Assisting/Promoting	0	0	0	0
Purchasing Prostitution	0	0	0	0
Weapon Law Violations	0	0	0	0
Total Group A Offenses	2	0	0	0



Big Hill Pond State Park - 2014

2013 Population Estimate	N/A
Offense Overview	
Offense Total	0
Number Cleared	0
Percent Cleared	0.00 %
Group A Crimes per 100,000 population	N/A
Arrest Overview	
Total Arrests	0
Adult Arrests	0
Juvenile Arrests	0
Unknown Age	0
Arrests per 100,000 population	N/A
Average number offenses/incident	0.00

Domestic Violence Victims		
Offense	Reported	Cleared
Murder	0	0
Aggravated Assault	0	0
Simple Assault	0	0
Intimidation	0	0
Stalking	0	0
Forcible Rape	0	0
Forcible Sodomy	0	0
Sexual Assault W/Object	0	0
Forcible Fondling	0	0
Incest	0	0
Statutory Rape	0	0
Kidnapping/Abduction	0	0
Total	0	0

TIBRS Group B Arrests		
Offense	Adult	Juvenile
Bad Checks	0	0
Curfew/Vagrancy	0	0
Disorderly Conduct	0	0
DUI	0	0
Drunkenness	0	0
Family-Non Violent	0	0
Liquor Law Violations	0	0
Peeping Tom	0	0
Trespass	0	0
All Other Offenses	0	0
Total Group B	0	0

TIBRS Group A Offenses	Offenses		Arrests	
	Reported	Cleared	Adult	Juvenile
Crimes Against Persons				
Murder	0	0	0	0
Negligent Manslaughter	0	0	0	0
Kidnapping/Abduction	0	0	0	0
Forcible Rape	0	0	0	0
Forcible Sodomy	0	0	0	0
Sexual Assault W/Object	0	0	0	0
Forcible Fondling	0	0	0	0
Incest	0	0	0	0
Statutory Rape	0	0	0	0
Aggravated Assault	0	0	0	0
Simple Assault	0	0	0	0
Intimidation	0	0	0	0
Stalking	0	0	0	0
Commercial Sex Acts	0	0	0	0
Involuntary Servitude	0	0	0	0
Crimes Against Property				
Arson	0	0	0	0
Bribery	0	0	0	0
Burglary	0	0	0	0
Counterfeiting/Forgery	0	0	0	0
Destruction/Damage/Vandalism	0	0	0	0
Embezzlement	0	0	0	0
Extortion/Blackmail	0	0	0	0
Fraud - False Pretenses	0	0	0	0
Fraud - Credit Card/ATM	0	0	0	0
Fraud - Impersonation	0	0	0	0
Fraud - Welfare	0	0	0	0
Fraud - Wire	0	0	0	0
Motor Vehicle Theft	0	0	0	0
Robbery	0	0	0	0
Stolen Property Offenses	0	0	0	0
Theft - Pocket-picking	0	0	0	0
Theft - Purse Snatching	0	0	0	0
Theft - Shoplifting	0	0	0	0
Theft From Building	0	0	0	0
Theft From Coin Machine	0	0	0	0
Theft From Motor Vehicle	0	0	0	0
Theft of Motor Vehicle Parts	0	0	0	0
Theft - All Other Larceny	0	0	0	0
Crimes Against Society				
Drug/Narcotic Violations	0	0	0	0
Drug/Narcotic Equipment Violations	0	0	0	0
Gambling - Betting/Wagering	0	0	0	0
Gambling - Operating/Promoting	0	0	0	0
Gambling - Equipment Violations	0	0	0	0
Gambling - Sports Tampering	0	0	0	0
Pornography/Obscene Material	0	0	0	0
Prostitution	0	0	0	0
Prostitution Assisting/Promoting	0	0	0	0
Purchasing Prostitution	0	0	0	0
Weapon Law Violations	0	0	0	0
Total Group A Offenses	0	0	0	0



2013 Population Estimate	N/A
Offense Overview	
Offense Total	8
Number Cleared	2
Percent Cleared	25.00 %
Group A Crimes per 100,000 population	N/A
Arrest Overview	
Total Arrests	6
Adult Arrests	6
Juvenile Arrests	0
Unknown Age	0
Arrests per 100,000 population	N/A
Average number offenses/incident	1.14

Domestic Violence Victims		
Offense	Reported	Cleared
Murder	0	0
Aggravated Assault	0	0
Simple Assault	0	0
Intimidation	0	0
Stalking	0	0
Forcible Rape	0	0
Forcible Sodomy	0	0
Sexual Assault W/Object	0	0
Forcible Fondling	0	0
Incest	0	0
Statutory Rape	0	0
Kidnapping/Abduction	0	0
Total	0	0

TIBRS Group B Arrests		
Offense	Adult	Juvenile
Bad Checks	0	0
Curfew/Vagrancy	0	0
Disorderly Conduct	0	0
DUI	0	0
Drunkenness	0	0
Family-Non Violent	0	0
Liquor Law Violations	0	0
Peeping Tom	0	0
Trespass	0	0
All Other Offenses	0	0
Total Group B	0	0

TIBRS Group A Offenses	Offenses		Arrests	
	Reported	Cleared	Adult	Juvenile
Crimes Against Persons				
Murder	0	0	0	0
Negligent Manslaughter	0	0	0	0
Kidnapping/Abduction	0	0	0	0
Forcible Rape	0	0	0	0
Forcible Sodomy	0	0	0	0
Sexual Assault W/Object	0	0	0	0
Forcible Fondling	0	0	0	0
Incest	0	0	0	0
Statutory Rape	0	0	0	0
Aggravated Assault	0	0	0	0
Simple Assault	0	0	0	0
Intimidation	0	0	0	0
Stalking	0	0	0	0
Commercial Sex Acts	0	0	0	0
Involuntary Servitude	0	0	0	0
Crimes Against Property				
Arson	0	0	0	0
Bribery	0	0	0	0
Burglary	0	0	0	0
Counterfeiting/Forgery	0	0	0	0
Destruction/Damage/Vandalism	2	1	3	0
Embezzlement	0	0	0	0
Extortion/Blackmail	0	0	0	0
Fraud - False Pretenses	0	0	0	0
Fraud - Credit Card/ATM	0	0	0	0
Fraud - Impersonation	0	0	0	0
Fraud - Welfare	0	0	0	0
Fraud - Wire	0	0	0	0
Motor Vehicle Theft	0	0	0	0
Robbery	0	0	0	0
Stolen Property Offenses	0	0	0	0
Theft - Pocket-picking	0	0	0	0
Theft - Purse Snatching	0	0	0	0
Theft - Shoplifting	0	0	0	0
Theft From Building	0	0	0	0
Theft From Coin Machine	0	0	0	0
Theft From Motor Vehicle	4	1	3	0
Theft of Motor Vehicle Parts	0	0	0	0
Theft - All Other Larceny	0	0	0	0
Crimes Against Society				
Drug/Narcotic Violations	1	0	0	0
Drug/Narcotic Equipment Violations	1	0	0	0
Gambling - Betting/Wagering	0	0	0	0
Gambling - Operating/Promoting	0	0	0	0
Gambling - Equipment Violations	0	0	0	0
Gambling - Sports Tampering	0	0	0	0
Pornography/Obscene Material	0	0	0	0
Prostitution	0	0	0	0
Prostitution Assisting/Promoting	0	0	0	0
Purchasing Prostitution	0	0	0	0
Weapon Law Violations	0	0	0	0
Total Group A Offenses	8	2	6	0



2013 Population Estimate	N/A
Offense Overview	
Offense Total	0
Number Cleared	0
Percent Cleared	0.00 %
Group A Crimes per 100,000 population	N/A
Arrest Overview	
Total Arrests	0
Adult Arrests	0
Juvenile Arrests	0
Unknown Age	0
Arrests per 100,000 population	N/A
Average number offenses/incident	0.00

Domestic Violence Victims		
Offense	Reported	Cleared
Murder	0	0
Aggravated Assault	0	0
Simple Assault	0	0
Intimidation	0	0
Stalking	0	0
Forcible Rape	0	0
Forcible Sodomy	0	0
Sexual Assault W/Object	0	0
Forcible Fondling	0	0
Incest	0	0
Statutory Rape	0	0
Kidnapping/Abduction	0	0
Total	0	0

TIBRS Group B Arrests		
Offense	Adult	Juvenile
Bad Checks	0	0
Curfew/Vagrancy	0	0
Disorderly Conduct	0	0
DUI	0	0
Drunkenness	0	0
Family-Non Violent	0	0
Liquor Law Violations	0	0
Peeping Tom	0	0
Trespass	0	0
All Other Offenses	0	0
Total Group B	0	0

TIBRS Group A Offenses	Offenses		Arrests	
	Reported	Cleared	Adult	Juvenile
Crimes Against Persons				
Murder	0	0	0	0
Negligent Manslaughter	0	0	0	0
Kidnapping/Abduction	0	0	0	0
Forcible Rape	0	0	0	0
Forcible Sodomy	0	0	0	0
Sexual Assault W/Object	0	0	0	0
Forcible Fondling	0	0	0	0
Incest	0	0	0	0
Statutory Rape	0	0	0	0
Aggravated Assault	0	0	0	0
Simple Assault	0	0	0	0
Intimidation	0	0	0	0
Stalking	0	0	0	0
Commercial Sex Acts	0	0	0	0
Involuntary Servitude	0	0	0	0
Crimes Against Property				
Arson	0	0	0	0
Bribery	0	0	0	0
Burglary	0	0	0	0
Counterfeiting/Forgery	0	0	0	0
Destruction/Damage/Vandalism	0	0	0	0
Embezzlement	0	0	0	0
Extortion/Blackmail	0	0	0	0
Fraud - False Pretenses	0	0	0	0
Fraud - Credit Card/ATM	0	0	0	0
Fraud - Impersonation	0	0	0	0
Fraud - Welfare	0	0	0	0
Fraud - Wire	0	0	0	0
Motor Vehicle Theft	0	0	0	0
Robbery	0	0	0	0
Stolen Property Offenses	0	0	0	0
Theft - Pocket-picking	0	0	0	0
Theft - Purse Snatching	0	0	0	0
Theft - Shoplifting	0	0	0	0
Theft From Building	0	0	0	0
Theft From Coin Machine	0	0	0	0
Theft From Motor Vehicle	0	0	0	0
Theft of Motor Vehicle Parts	0	0	0	0
Theft - All Other Larceny	0	0	0	0
Crimes Against Society				
Drug/Narcotic Violations	0	0	0	0
Drug/Narcotic Equipment Violations	0	0	0	0
Gambling - Betting/Wagering	0	0	0	0
Gambling - Operating/Promoting	0	0	0	0
Gambling - Equipment Violations	0	0	0	0
Gambling - Sports Tampering	0	0	0	0
Pornography/Obscene Material	0	0	0	0
Prostitution	0	0	0	0
Prostitution Assisting/Promoting	0	0	0	0
Purchasing Prostitution	0	0	0	0
Weapon Law Violations	0	0	0	0
Total Group A Offenses	0	0	0	0



2013 Population Estimate	N/A
Offense Overview	
Offense Total	1
Number Cleared	0
Percent Cleared	0.00 %
Group A Crimes per 100,000 population	N/A
Arrest Overview	
Total Arrests	0
Adult Arrests	0
Juvenile Arrests	0
Unknown Age	0
Arrests per 100,000 population	N/A
Average number offenses/incident	1.00

Domestic Violence Victims		
Offense	Reported	Cleared
Murder	0	0
Aggravated Assault	0	0
Simple Assault	0	0
Intimidation	0	0
Stalking	0	0
Forcible Rape	0	0
Forcible Sodomy	0	0
Sexual Assault W/Object	0	0
Forcible Fondling	0	0
Incest	0	0
Statutory Rape	0	0
Kidnapping/Abduction	0	0
Total	0	0

TIBRS Group B Arrests		
Offense	Adult	Juvenile
Bad Checks	0	0
Curfew/Vagrancy	0	0
Disorderly Conduct	0	0
DUI	0	0
Drunkenness	0	0
Family-Non Violent	0	0
Liquor Law Violations	0	0
Peeping Tom	0	0
Trespass	0	0
All Other Offenses	0	0
Total Group B	0	0

TIBRS Group A Offenses	Offenses		Arrests	
	Reported	Cleared	Adult	Juvenile
Crimes Against Persons				
Murder	0	0	0	0
Negligent Manslaughter	0	0	0	0
Kidnapping/Abduction	0	0	0	0
Forcible Rape	0	0	0	0
Forcible Sodomy	0	0	0	0
Sexual Assault W/Object	0	0	0	0
Forcible Fondling	0	0	0	0
Incest	0	0	0	0
Statutory Rape	0	0	0	0
Aggravated Assault	0	0	0	0
Simple Assault	0	0	0	0
Intimidation	0	0	0	0
Stalking	0	0	0	0
Commercial Sex Acts	0	0	0	0
Involuntary Servitude	0	0	0	0
Crimes Against Property				
Arson	0	0	0	0
Bribery	0	0	0	0
Burglary	0	0	0	0
Counterfeiting/Forgery	0	0	0	0
Destruction/Damage/Vandalism	0	0	0	0
Embezzlement	0	0	0	0
Extortion/Blackmail	0	0	0	0
Fraud - False Pretenses	0	0	0	0
Fraud - Credit Card/ATM	0	0	0	0
Fraud - Impersonation	0	0	0	0
Fraud - Welfare	0	0	0	0
Fraud - Wire	0	0	0	0
Motor Vehicle Theft	0	0	0	0
Robbery	0	0	0	0
Stolen Property Offenses	0	0	0	0
Theft - Pocket-picking	0	0	0	0
Theft - Purse Snatching	0	0	0	0
Theft - Shoplifting	0	0	0	0
Theft From Building	0	0	0	0
Theft From Coin Machine	0	0	0	0
Theft From Motor Vehicle	0	0	0	0
Theft of Motor Vehicle Parts	1	0	0	0
Theft - All Other Larceny	0	0	0	0
Crimes Against Society				
Drug/Narcotic Violations	0	0	0	0
Drug/Narcotic Equipment Violations	0	0	0	0
Gambling - Betting/Wagering	0	0	0	0
Gambling - Operating/Promoting	0	0	0	0
Gambling - Equipment Violations	0	0	0	0
Gambling - Sports Tampering	0	0	0	0
Pornography/Obscene Material	0	0	0	0
Prostitution	0	0	0	0
Prostitution Assisting/Promoting	0	0	0	0
Purchasing Prostitution	0	0	0	0
Weapon Law Violations	0	0	0	0
Total Group A Offenses	1	0	0	0



Burgess Falls Natural Area - 2014

2013 Population Estimate	N/A
Offense Overview	
Offense Total	0
Number Cleared	0
Percent Cleared	0.00 %
Group A Crimes per 100,000 population	N/A
Arrest Overview	
Total Arrests	3
Adult Arrests	3
Juvenile Arrests	0
Unknown Age	0
Arrests per 100,000 population	N/A
Average number offenses/incident	0.00

Domestic Violence Victims		
Offense	Reported	Cleared
Murder	0	0
Aggravated Assault	0	0
Simple Assault	0	0
Intimidation	0	0
Stalking	0	0
Forcible Rape	0	0
Forcible Sodomy	0	0
Sexual Assault W/Object	0	0
Forcible Fondling	0	0
Incest	0	0
Statutory Rape	0	0
Kidnapping/Abduction	0	0
Total	0	0

TIBRS Group B Arrests		
Offense	Adult	Juvenile
Bad Checks	0	0
Curfew/Vagrancy	0	0
Disorderly Conduct	0	0
DUI	0	0
Drunkenness	3	0
Family-Non Violent	0	0
Liquor Law Violations	0	0
Peeping Tom	0	0
Trespass	0	0
All Other Offenses	0	0
Total Group B	3	0

TIBRS Group A Offenses	Offenses		Arrests	
	Reported	Cleared	Adult	Juvenile
Crimes Against Persons				
Murder	0	0	0	0
Negligent Manslaughter	0	0	0	0
Kidnapping/Abduction	0	0	0	0
Forcible Rape	0	0	0	0
Forcible Sodomy	0	0	0	0
Sexual Assault W/Object	0	0	0	0
Forcible Fondling	0	0	0	0
Incest	0	0	0	0
Statutory Rape	0	0	0	0
Aggravated Assault	0	0	0	0
Simple Assault	0	0	0	0
Intimidation	0	0	0	0
Stalking	0	0	0	0
Commercial Sex Acts	0	0	0	0
Involuntary Servitude	0	0	0	0
Crimes Against Property				
Arson	0	0	0	0
Bribery	0	0	0	0
Burglary	0	0	0	0
Counterfeiting/Forgery	0	0	0	0
Destruction/Damage/Vandalism	0	0	0	0
Embezzlement	0	0	0	0
Extortion/Blackmail	0	0	0	0
Fraud - False Pretenses	0	0	0	0
Fraud - Credit Card/ATM	0	0	0	0
Fraud - Impersonation	0	0	0	0
Fraud - Welfare	0	0	0	0
Fraud - Wire	0	0	0	0
Motor Vehicle Theft	0	0	0	0
Robbery	0	0	0	0
Stolen Property Offenses	0	0	0	0
Theft - Pocket-picking	0	0	0	0
Theft - Purse Snatching	0	0	0	0
Theft - Shoplifting	0	0	0	0
Theft From Building	0	0	0	0
Theft From Coin Machine	0	0	0	0
Theft From Motor Vehicle	0	0	0	0
Theft of Motor Vehicle Parts	0	0	0	0
Theft - All Other Larceny	0	0	0	0
Crimes Against Society				
Drug/Narcotic Violations	0	0	0	0
Drug/Narcotic Equipment Violations	0	0	0	0
Gambling - Betting/Wagering	0	0	0	0
Gambling - Operating/Promoting	0	0	0	0
Gambling - Equipment Violations	0	0	0	0
Gambling - Sports Tampering	0	0	0	0
Pornography/Obscene Material	0	0	0	0
Prostitution	0	0	0	0
Prostitution Assisting/Promoting	0	0	0	0
Purchasing Prostitution	0	0	0	0
Weapon Law Violations	0	0	0	0
Total Group A Offenses	0	0	0	0



2013 Population Estimate	N/A
Offense Overview	
Offense Total	0
Number Cleared	0
Percent Cleared	0.00 %
Group A Crimes per 100,000 population	N/A
Arrest Overview	
Total Arrests	0
Adult Arrests	0
Juvenile Arrests	0
Unknown Age	0
Arrests per 100,000 population	N/A
Average number offenses/incident	0.00

Domestic Violence Victims		
Offense	Reported	Cleared
Murder	0	0
Aggravated Assault	0	0
Simple Assault	0	0
Intimidation	0	0
Stalking	0	0
Forcible Rape	0	0
Forcible Sodomy	0	0
Sexual Assault W/Object	0	0
Forcible Fondling	0	0
Incest	0	0
Statutory Rape	0	0
Kidnapping/Abduction	0	0
Total	0	0

TIBRS Group B Arrests		
Offense	Adult	Juvenile
Bad Checks	0	0
Curfew/Vagrancy	0	0
Disorderly Conduct	0	0
DUI	0	0
Drunkenness	0	0
Family-Non Violent	0	0
Liquor Law Violations	0	0
Peeping Tom	0	0
Trespass	0	0
All Other Offenses	0	0
Total Group B	0	0

TIBRS Group A Offenses	Offenses		Arrests	
	Reported	Cleared	Adult	Juvenile
Crimes Against Persons				
Murder	0	0	0	0
Negligent Manslaughter	0	0	0	0
Kidnapping/Abduction	0	0	0	0
Forcible Rape	0	0	0	0
Forcible Sodomy	0	0	0	0
Sexual Assault W/Object	0	0	0	0
Forcible Fondling	0	0	0	0
Incest	0	0	0	0
Statutory Rape	0	0	0	0
Aggravated Assault	0	0	0	0
Simple Assault	0	0	0	0
Intimidation	0	0	0	0
Stalking	0	0	0	0
Commercial Sex Acts	0	0	0	0
Involuntary Servitude	0	0	0	0
Crimes Against Property				
Arson	0	0	0	0
Bribery	0	0	0	0
Burglary	0	0	0	0
Counterfeiting/Forgery	0	0	0	0
Destruction/Damage/Vandalism	0	0	0	0
Embezzlement	0	0	0	0
Extortion/Blackmail	0	0	0	0
Fraud - False Pretenses	0	0	0	0
Fraud - Credit Card/ATM	0	0	0	0
Fraud - Impersonation	0	0	0	0
Fraud - Welfare	0	0	0	0
Fraud - Wire	0	0	0	0
Motor Vehicle Theft	0	0	0	0
Robbery	0	0	0	0
Stolen Property Offenses	0	0	0	0
Theft - Pocket-picking	0	0	0	0
Theft - Purse Snatching	0	0	0	0
Theft - Shoplifting	0	0	0	0
Theft From Building	0	0	0	0
Theft From Coin Machine	0	0	0	0
Theft From Motor Vehicle	0	0	0	0
Theft of Motor Vehicle Parts	0	0	0	0
Theft - All Other Larceny	0	0	0	0
Crimes Against Society				
Drug/Narcotic Violations	0	0	0	0
Drug/Narcotic Equipment Violations	0	0	0	0
Gambling - Betting/Wagering	0	0	0	0
Gambling - Operating/Promoting	0	0	0	0
Gambling - Equipment Violations	0	0	0	0
Gambling - Sports Tampering	0	0	0	0
Pornography/Obscene Material	0	0	0	0
Prostitution	0	0	0	0
Prostitution Assisting/Promoting	0	0	0	0
Purchasing Prostitution	0	0	0	0
Weapon Law Violations	0	0	0	0
Total Group A Offenses	0	0	0	0



2013 Population Estimate	N/A
Offense Overview	
Offense Total	6
Number Cleared	0
Percent Cleared	0.00 %
Group A Crimes per 100,000 population	N/A
Arrest Overview	
Total Arrests	0
Adult Arrests	0
Juvenile Arrests	0
Unknown Age	0
Arrests per 100,000 population	N/A
Average number offenses/incident	1.20

Domestic Violence Victims		
Offense	Reported	Cleared
Murder	0	0
Aggravated Assault	0	0
Simple Assault	0	0
Intimidation	0	0
Stalking	0	0
Forcible Rape	0	0
Forcible Sodomy	0	0
Sexual Assault W/Object	0	0
Forcible Fondling	0	0
Incest	0	0
Statutory Rape	0	0
Kidnapping/Abduction	0	0
Total	0	0

TIBRS Group B Arrests		
Offense	Adult	Juvenile
Bad Checks	0	0
Curfew/Vagrancy	0	0
Disorderly Conduct	0	0
DUI	0	0
Drunkenness	0	0
Family-Non Violent	0	0
Liquor Law Violations	0	0
Peeping Tom	0	0
Trespass	0	0
All Other Offenses	0	0
Total Group B	0	0

TIBRS Group A Offenses	Offenses		Arrests	
	Reported	Cleared	Adult	Juvenile
Crimes Against Persons				
Murder	0	0	0	0
Negligent Manslaughter	0	0	0	0
Kidnapping/Abduction	0	0	0	0
Forcible Rape	0	0	0	0
Forcible Sodomy	0	0	0	0
Sexual Assault W/Object	0	0	0	0
Forcible Fondling	0	0	0	0
Incest	0	0	0	0
Statutory Rape	0	0	0	0
Aggravated Assault	0	0	0	0
Simple Assault	1	0	0	0
Intimidation	0	0	0	0
Stalking	0	0	0	0
Commercial Sex Acts	0	0	0	0
Involuntary Servitude	0	0	0	0
Crimes Against Property				
Arson	0	0	0	0
Bribery	0	0	0	0
Burglary	1	0	0	0
Counterfeiting/Forgery	0	0	0	0
Destruction/Damage/Vandalism	2	0	0	0
Embezzlement	0	0	0	0
Extortion/Blackmail	0	0	0	0
Fraud - False Pretenses	0	0	0	0
Fraud - Credit Card/ATM	0	0	0	0
Fraud - Impersonation	0	0	0	0
Fraud - Welfare	0	0	0	0
Fraud - Wire	0	0	0	0
Motor Vehicle Theft	0	0	0	0
Robbery	1	0	0	0
Stolen Property Offenses	0	0	0	0
Theft - Pocket-picking	0	0	0	0
Theft - Purse Snatching	0	0	0	0
Theft - Shoplifting	0	0	0	0
Theft From Building	0	0	0	0
Theft From Coin Machine	0	0	0	0
Theft From Motor Vehicle	1	0	0	0
Theft of Motor Vehicle Parts	0	0	0	0
Theft - All Other Larceny	0	0	0	0
Crimes Against Society				
Drug/Narcotic Violations	0	0	0	0
Drug/Narcotic Equipment Violations	0	0	0	0
Gambling - Betting/Wagering	0	0	0	0
Gambling - Operating/Promoting	0	0	0	0
Gambling - Equipment Violations	0	0	0	0
Gambling - Sports Tampering	0	0	0	0
Pornography/Obscene Material	0	0	0	0
Prostitution	0	0	0	0
Prostitution Assisting/Promoting	0	0	0	0
Purchasing Prostitution	0	0	0	0
Weapon Law Violations	0	0	0	0
Total Group A Offenses	6	0	0	0



2013 Population Estimate	N/A
Offense Overview	
Offense Total	5
Number Cleared	0
Percent Cleared	0.00 %
Group A Crimes per 100,000 population	N/A
Arrest Overview	
Total Arrests	1
Adult Arrests	1
Juvenile Arrests	0
Unknown Age	0
Arrests per 100,000 population	N/A
Average number offenses/incident	1.00

Domestic Violence Victims		
Offense	Reported	Cleared
Murder	0	0
Aggravated Assault	0	0
Simple Assault	0	0
Intimidation	0	0
Stalking	0	0
Forcible Rape	0	0
Forcible Sodomy	0	0
Sexual Assault W/Object	0	0
Forcible Fondling	0	0
Incest	0	0
Statutory Rape	0	0
Kidnapping/Abduction	0	0
Total	0	0

TIBRS Group B Arrests		
Offense	Adult	Juvenile
Bad Checks	0	0
Curfew/Vagrancy	0	0
Disorderly Conduct	1	0
DUI	0	0
Drunkenness	0	0
Family-Non Violent	0	0
Liquor Law Violations	0	0
Peeping Tom	0	0
Trespass	0	0
All Other Offenses	0	0
Total Group B	1	0

TIBRS Group A Offenses	Offenses		Arrests	
	Reported	Cleared	Adult	Juvenile
Crimes Against Persons				
Murder	0	0	0	0
Negligent Manslaughter	0	0	0	0
Kidnapping/Abduction	0	0	0	0
Forcible Rape	0	0	0	0
Forcible Sodomy	0	0	0	0
Sexual Assault W/Object	0	0	0	0
Forcible Fondling	0	0	0	0
Incest	0	0	0	0
Statutory Rape	0	0	0	0
Aggravated Assault	0	0	0	0
Simple Assault	0	0	0	0
Intimidation	0	0	0	0
Stalking	0	0	0	0
Commercial Sex Acts	0	0	0	0
Involuntary Servitude	0	0	0	0
Crimes Against Property				
Arson	0	0	0	0
Bribery	0	0	0	0
Burglary	0	0	0	0
Counterfeiting/Forgery	0	0	0	0
Destruction/Damage/Vandalism	1	0	0	0
Embezzlement	0	0	0	0
Extortion/Blackmail	0	0	0	0
Fraud - False Pretenses	0	0	0	0
Fraud - Credit Card/ATM	0	0	0	0
Fraud - Impersonation	0	0	0	0
Fraud - Welfare	0	0	0	0
Fraud - Wire	0	0	0	0
Motor Vehicle Theft	0	0	0	0
Robbery	0	0	0	0
Stolen Property Offenses	0	0	0	0
Theft - Pocket-picking	0	0	0	0
Theft - Purse Snatching	0	0	0	0
Theft - Shoplifting	0	0	0	0
Theft From Building	0	0	0	0
Theft From Coin Machine	0	0	0	0
Theft From Motor Vehicle	4	0	0	0
Theft of Motor Vehicle Parts	0	0	0	0
Theft - All Other Larceny	0	0	0	0
Crimes Against Society				
Drug/Narcotic Violations	0	0	0	0
Drug/Narcotic Equipment Violations	0	0	0	0
Gambling - Betting/Wagering	0	0	0	0
Gambling - Operating/Promoting	0	0	0	0
Gambling - Equipment Violations	0	0	0	0
Gambling - Sports Tampering	0	0	0	0
Pornography/Obscene Material	0	0	0	0
Prostitution	0	0	0	0
Prostitution Assisting/Promoting	0	0	0	0
Purchasing Prostitution	0	0	0	0
Weapon Law Violations	0	0	0	0
Total Group A Offenses	5	0	0	0



2013 Population Estimate	N/A
Offense Overview	
Offense Total	4
Number Cleared	2
Percent Cleared	50.00 %
Group A Crimes per 100,000 population	N/A
Arrest Overview	
Total Arrests	1
Adult Arrests	1
Juvenile Arrests	0
Unknown Age	0
Arrests per 100,000 population	N/A
Average number offenses/incident	2.00

Domestic Violence Victims		
Offense	Reported	Cleared
Murder	0	0
Aggravated Assault	0	0
Simple Assault	0	0
Intimidation	0	0
Stalking	0	0
Forcible Rape	0	0
Forcible Sodomy	0	0
Sexual Assault W/Object	0	0
Forcible Fondling	0	0
Incest	0	0
Statutory Rape	0	0
Kidnapping/Abduction	0	0
Total	0	0

TIBRS Group B Arrests		
Offense	Adult	Juvenile
Bad Checks	0	0
Curfew/Vagrancy	0	0
Disorderly Conduct	0	0
DUI	0	0
Drunkenness	0	0
Family-Non Violent	0	0
Liquor Law Violations	0	0
Peeping Tom	0	0
Trespass	0	0
All Other Offenses	0	0
Total Group B	0	0

TIBRS Group A Offenses	Offenses		Arrests	
	Reported	Cleared	Adult	Juvenile
Crimes Against Persons				
Murder	0	0	0	0
Negligent Manslaughter	0	0	0	0
Kidnapping/Abduction	0	0	0	0
Forcible Rape	0	0	0	0
Forcible Sodomy	0	0	0	0
Sexual Assault W/Object	0	0	0	0
Forcible Fondling	0	0	0	0
Incest	0	0	0	0
Statutory Rape	0	0	0	0
Aggravated Assault	0	0	0	0
Simple Assault	0	0	0	0
Intimidation	0	0	0	0
Stalking	0	0	0	0
Commercial Sex Acts	0	0	0	0
Involuntary Servitude	0	0	0	0
Crimes Against Property				
Arson	0	0	0	0
Bribery	0	0	0	0
Burglary	0	0	0	0
Counterfeiting/Forgery	0	0	0	0
Destruction/Damage/Vandalism	1	0	0	0
Embezzlement	0	0	0	0
Extortion/Blackmail	0	0	0	0
Fraud - False Pretenses	0	0	0	0
Fraud - Credit Card/ATM	0	0	0	0
Fraud - Impersonation	0	0	0	0
Fraud - Welfare	0	0	0	0
Fraud - Wire	0	0	0	0
Motor Vehicle Theft	0	0	0	0
Robbery	0	0	0	0
Stolen Property Offenses	0	0	0	0
Theft - Pocket-picking	0	0	0	0
Theft - Purse Snatching	0	0	0	0
Theft - Shoplifting	0	0	0	0
Theft From Building	0	0	0	0
Theft From Coin Machine	0	0	0	0
Theft From Motor Vehicle	1	0	0	0
Theft of Motor Vehicle Parts	0	0	0	0
Theft - All Other Larceny	0	0	0	0
Crimes Against Society				
Drug/Narcotic Violations	1	1	1	0
Drug/Narcotic Equipment Violations	1	1	0	0
Gambling - Betting/Wagering	0	0	0	0
Gambling - Operating/Promoting	0	0	0	0
Gambling - Equipment Violations	0	0	0	0
Gambling - Sports Tampering	0	0	0	0
Pornography/Obscene Material	0	0	0	0
Prostitution	0	0	0	0
Prostitution Assisting/Promoting	0	0	0	0
Purchasing Prostitution	0	0	0	0
Weapon Law Violations	0	0	0	0
Total Group A Offenses	4	2	1	0



Cumberland Trail State Park - 2014

2013 Population Estimate	N/A
Offense Overview	
Offense Total	10
Number Cleared	2
Percent Cleared	20.00 %
Group A Crimes per 100,000 population	N/A
Arrest Overview	
Total Arrests	20
Adult Arrests	19
Juvenile Arrests	1
Unknown Age	0
Arrests per 100,000 population	N/A
Average number offenses/incident	1.25

Domestic Violence Victims		
Offense	Reported	Cleared
Murder	0	0
Aggravated Assault	0	0
Simple Assault	0	0
Intimidation	0	0
Stalking	0	0
Forcible Rape	0	0
Forcible Sodomy	0	0
Sexual Assault W/Object	0	0
Forcible Fondling	0	0
Incest	0	0
Statutory Rape	0	0
Kidnapping/Abduction	0	0
Total	0	0

TIBRS Group B Arrests		
Offense	Adult	Juvenile
Bad Checks	0	0
Curfew/Vagrancy	0	0
Disorderly Conduct	0	0
DUI	0	0
Drunkenness	0	0
Family-Non Violent	0	0
Liquor Law Violations	5	1
Peeping Tom	0	0
Trespass	12	0
All Other Offenses	1	0
Total Group B	18	1

TIBRS Group A Offenses	Offenses		Arrests	
	Reported	Cleared	Adult	Juvenile
Crimes Against Persons				
Murder	0	0	0	0
Negligent Manslaughter	0	0	0	0
Kidnapping/Abduction	0	0	0	0
Forcible Rape	0	0	0	0
Forcible Sodomy	0	0	0	0
Sexual Assault W/Object	0	0	0	0
Forcible Fondling	0	0	0	0
Incest	0	0	0	0
Statutory Rape	0	0	0	0
Aggravated Assault	0	0	0	0
Simple Assault	0	0	0	0
Intimidation	0	0	0	0
Stalking	0	0	0	0
Commercial Sex Acts	0	0	0	0
Involuntary Servitude	0	0	0	0
Crimes Against Property				
Arson	0	0	0	0
Bribery	0	0	0	0
Burglary	0	0	0	0
Counterfeiting/Forgery	0	0	0	0
Destruction/Damage/Vandalism	1	0	0	0
Embezzlement	0	0	0	0
Extortion/Blackmail	0	0	0	0
Fraud - False Pretenses	0	0	0	0
Fraud - Credit Card/ATM	0	0	0	0
Fraud - Impersonation	0	0	0	0
Fraud - Welfare	0	0	0	0
Fraud - Wire	0	0	0	0
Motor Vehicle Theft	1	0	0	0
Robbery	0	0	0	0
Stolen Property Offenses	0	0	0	0
Theft - Pocket-picking	0	0	0	0
Theft - Purse Snatching	0	0	0	0
Theft - Shoplifting	0	0	0	0
Theft From Building	0	0	0	0
Theft From Coin Machine	0	0	0	0
Theft From Motor Vehicle	3	0	0	0
Theft of Motor Vehicle Parts	1	0	0	0
Theft - All Other Larceny	1	0	0	0
Crimes Against Society				
Drug/Narcotic Violations	1	1	0	0
Drug/Narcotic Equipment Violations	2	1	1	0
Gambling - Betting/Wagering	0	0	0	0
Gambling - Operating/Promoting	0	0	0	0
Gambling - Equipment Violations	0	0	0	0
Gambling - Sports Tampering	0	0	0	0
Pornography/Obscene Material	0	0	0	0
Prostitution	0	0	0	0
Prostitution Assisting/Promoting	0	0	0	0
Purchasing Prostitution	0	0	0	0
Weapon Law Violations	0	0	0	0
Total Group A Offenses	10	2	1	0



Cummins Fall State Park - 2014

2013 Population Estimate	N/A
Offense Overview	
Offense Total	2
Number Cleared	2
Percent Cleared	100.00 %
Group A Crimes per 100,000 population	N/A
Arrest Overview	
Total Arrests	2
Adult Arrests	2
Juvenile Arrests	0
Unknown Age	0
Arrests per 100,000 population	N/A
Average number offenses/incident	2.00

Domestic Violence Victims		
Offense	Reported	Cleared
Murder	0	0
Aggravated Assault	0	0
Simple Assault	0	0
Intimidation	0	0
Stalking	0	0
Forcible Rape	0	0
Forcible Sodomy	0	0
Sexual Assault W/Object	0	0
Forcible Fondling	0	0
Incest	0	0
Statutory Rape	0	0
Kidnapping/Abduction	0	0
Total	0	0

TIBRS Group B Arrests		
Offense	Adult	Juvenile
Bad Checks	0	0
Curfew/Vagrancy	0	0
Disorderly Conduct	0	0
DUI	0	0
Drunkenness	0	0
Family-Non Violent	0	0
Liquor Law Violations	1	0
Peeping Tom	0	0
Trespass	0	0
All Other Offenses	0	0
Total Group B	1	0

TIBRS Group A Offenses	Offenses		Arrests	
	Reported	Cleared	Adult	Juvenile
Crimes Against Persons				
Murder	0	0	0	0
Negligent Manslaughter	0	0	0	0
Kidnapping/Abduction	0	0	0	0
Forcible Rape	0	0	0	0
Forcible Sodomy	0	0	0	0
Sexual Assault W/Object	0	0	0	0
Forcible Fondling	0	0	0	0
Incest	0	0	0	0
Statutory Rape	0	0	0	0
Aggravated Assault	0	0	0	0
Simple Assault	0	0	0	0
Intimidation	0	0	0	0
Stalking	0	0	0	0
Commercial Sex Acts	0	0	0	0
Involuntary Servitude	0	0	0	0
Crimes Against Property				
Arson	0	0	0	0
Bribery	0	0	0	0
Burglary	0	0	0	0
Counterfeiting/Forgery	0	0	0	0
Destruction/Damage/Vandalism	0	0	0	0
Embezzlement	0	0	0	0
Extortion/Blackmail	0	0	0	0
Fraud - False Pretenses	0	0	0	0
Fraud - Credit Card/ATM	0	0	0	0
Fraud - Impersonation	0	0	0	0
Fraud - Welfare	0	0	0	0
Fraud - Wire	0	0	0	0
Motor Vehicle Theft	0	0	0	0
Robbery	0	0	0	0
Stolen Property Offenses	0	0	0	0
Theft - Pocket-picking	0	0	0	0
Theft - Purse Snatching	0	0	0	0
Theft - Shoplifting	0	0	0	0
Theft From Building	0	0	0	0
Theft From Coin Machine	0	0	0	0
Theft From Motor Vehicle	0	0	0	0
Theft of Motor Vehicle Parts	0	0	0	0
Theft - All Other Larceny	0	0	0	0
Crimes Against Society				
Drug/Narcotic Violations	1	1	1	0
Drug/Narcotic Equipment Violations	1	1	0	0
Gambling - Betting/Wagering	0	0	0	0
Gambling - Operating/Promoting	0	0	0	0
Gambling - Equipment Violations	0	0	0	0
Gambling - Sports Tampering	0	0	0	0
Pornography/Obscene Material	0	0	0	0
Prostitution	0	0	0	0
Prostitution Assisting/Promoting	0	0	0	0
Purchasing Prostitution	0	0	0	0
Weapon Law Violations	0	0	0	0
Total Group A Offenses	2	2	1	0



2013 Population Estimate	N/A
Offense Overview	
Offense Total	2
Number Cleared	0
Percent Cleared	0.00 %
Group A Crimes per 100,000 population	N/A
Arrest Overview	
Total Arrests	2
Adult Arrests	2
Juvenile Arrests	0
Unknown Age	0
Arrests per 100,000 population	N/A
Average number offenses/incident	1.00

Domestic Violence Victims		
Offense	Reported	Cleared
Murder	0	0
Aggravated Assault	0	0
Simple Assault	0	0
Intimidation	0	0
Stalking	0	0
Forcible Rape	0	0
Forcible Sodomy	0	0
Sexual Assault W/Object	0	0
Forcible Fondling	0	0
Incest	0	0
Statutory Rape	0	0
Kidnapping/Abduction	0	0
Total	0	0

TIBRS Group B Arrests		
Offense	Adult	Juvenile
Bad Checks	0	0
Curfew/Vagrancy	0	0
Disorderly Conduct	0	0
DUI	1	0
Drunkenness	1	0
Family-Non Violent	0	0
Liquor Law Violations	0	0
Peeping Tom	0	0
Trespass	0	0
All Other Offenses	0	0
Total Group B	2	0

TIBRS Group A Offenses	Offenses		Arrests	
	Reported	Cleared	Adult	Juvenile
Crimes Against Persons				
Murder	0	0	0	0
Negligent Manslaughter	0	0	0	0
Kidnapping/Abduction	0	0	0	0
Forcible Rape	0	0	0	0
Forcible Sodomy	0	0	0	0
Sexual Assault W/Object	0	0	0	0
Forcible Fondling	0	0	0	0
Incest	0	0	0	0
Statutory Rape	0	0	0	0
Aggravated Assault	0	0	0	0
Simple Assault	0	0	0	0
Intimidation	0	0	0	0
Stalking	0	0	0	0
Commercial Sex Acts	0	0	0	0
Involuntary Servitude	0	0	0	0
Crimes Against Property				
Arson	0	0	0	0
Bribery	0	0	0	0
Burglary	0	0	0	0
Counterfeiting/Forgery	0	0	0	0
Destruction/Damage/Vandalism	0	0	0	0
Embezzlement	0	0	0	0
Extortion/Blackmail	0	0	0	0
Fraud - False Pretenses	0	0	0	0
Fraud - Credit Card/ATM	0	0	0	0
Fraud - Impersonation	0	0	0	0
Fraud - Welfare	0	0	0	0
Fraud - Wire	0	0	0	0
Motor Vehicle Theft	0	0	0	0
Robbery	0	0	0	0
Stolen Property Offenses	0	0	0	0
Theft - Pocket-picking	0	0	0	0
Theft - Purse Snatching	0	0	0	0
Theft - Shoplifting	0	0	0	0
Theft From Building	0	0	0	0
Theft From Coin Machine	0	0	0	0
Theft From Motor Vehicle	2	0	0	0
Theft of Motor Vehicle Parts	0	0	0	0
Theft - All Other Larceny	0	0	0	0
Crimes Against Society				
Drug/Narcotic Violations	0	0	0	0
Drug/Narcotic Equipment Violations	0	0	0	0
Gambling - Betting/Wagering	0	0	0	0
Gambling - Operating/Promoting	0	0	0	0
Gambling - Equipment Violations	0	0	0	0
Gambling - Sports Tampering	0	0	0	0
Pornography/Obscene Material	0	0	0	0
Prostitution	0	0	0	0
Prostitution Assisting/Promoting	0	0	0	0
Purchasing Prostitution	0	0	0	0
Weapon Law Violations	0	0	0	0
Total Group A Offenses	2	0	0	0



2013 Population Estimate	N/A
Offense Overview	
Offense Total	2
Number Cleared	0
Percent Cleared	0.00 %
Group A Crimes per 100,000 population	N/A
Arrest Overview	
Total Arrests	1
Adult Arrests	1
Juvenile Arrests	0
Unknown Age	0
Arrests per 100,000 population	N/A
Average number offenses/incident	2.00

Domestic Violence Victims		
Offense	Reported	Cleared
Murder	0	0
Aggravated Assault	0	0
Simple Assault	0	0
Intimidation	0	0
Stalking	0	0
Forcible Rape	0	0
Forcible Sodomy	0	0
Sexual Assault W/Object	0	0
Forcible Fondling	0	0
Incest	0	0
Statutory Rape	0	0
Kidnapping/Abduction	0	0
Total	0	0

TIBRS Group B Arrests		
Offense	Adult	Juvenile
Bad Checks	0	0
Curfew/Vagrancy	0	0
Disorderly Conduct	0	0
DUI	0	0
Drunkenness	1	0
Family-Non Violent	0	0
Liquor Law Violations	0	0
Peeping Tom	0	0
Trespass	0	0
All Other Offenses	0	0
Total Group B	1	0

TIBRS Group A Offenses	Offenses		Arrests	
	Reported	Cleared	Adult	Juvenile
Crimes Against Persons				
Murder	0	0	0	0
Negligent Manslaughter	0	0	0	0
Kidnapping/Abduction	0	0	0	0
Forcible Rape	0	0	0	0
Forcible Sodomy	0	0	0	0
Sexual Assault W/Object	0	0	0	0
Forcible Fondling	0	0	0	0
Incest	0	0	0	0
Statutory Rape	0	0	0	0
Aggravated Assault	0	0	0	0
Simple Assault	0	0	0	0
Intimidation	0	0	0	0
Stalking	0	0	0	0
Commercial Sex Acts	0	0	0	0
Involuntary Servitude	0	0	0	0
Crimes Against Property				
Arson	0	0	0	0
Bribery	0	0	0	0
Burglary	0	0	0	0
Counterfeiting/Forgery	0	0	0	0
Destruction/Damage/Vandalism	1	0	0	0
Embezzlement	0	0	0	0
Extortion/Blackmail	0	0	0	0
Fraud - False Pretenses	0	0	0	0
Fraud - Credit Card/ATM	0	0	0	0
Fraud - Impersonation	0	0	0	0
Fraud - Welfare	0	0	0	0
Fraud - Wire	0	0	0	0
Motor Vehicle Theft	0	0	0	0
Robbery	0	0	0	0
Stolen Property Offenses	0	0	0	0
Theft - Pocket-picking	0	0	0	0
Theft - Purse Snatching	0	0	0	0
Theft - Shoplifting	0	0	0	0
Theft From Building	0	0	0	0
Theft From Coin Machine	0	0	0	0
Theft From Motor Vehicle	0	0	0	0
Theft of Motor Vehicle Parts	0	0	0	0
Theft - All Other Larceny	1	0	0	0
Crimes Against Society				
Drug/Narcotic Violations	0	0	0	0
Drug/Narcotic Equipment Violations	0	0	0	0
Gambling - Betting/Wagering	0	0	0	0
Gambling - Operating/Promoting	0	0	0	0
Gambling - Equipment Violations	0	0	0	0
Gambling - Sports Tampering	0	0	0	0
Pornography/Obscene Material	0	0	0	0
Prostitution	0	0	0	0
Prostitution Assisting/Promoting	0	0	0	0
Purchasing Prostitution	0	0	0	0
Weapon Law Violations	0	0	0	0
Total Group A Offenses	2	0	0	0



2013 Population Estimate	N/A
Offense Overview	
Offense Total	1
Number Cleared	0
Percent Cleared	0.00 %
Group A Crimes per 100,000 population	N/A
Arrest Overview	
Total Arrests	1
Adult Arrests	1
Juvenile Arrests	0
Unknown Age	0
Arrests per 100,000 population	N/A
Average number offenses/incident	1.00

Domestic Violence Victims		
Offense	Reported	Cleared
Murder	0	0
Aggravated Assault	0	0
Simple Assault	0	0
Intimidation	0	0
Stalking	0	0
Forcible Rape	0	0
Forcible Sodomy	0	0
Sexual Assault W/Object	0	0
Forcible Fondling	0	0
Incest	0	0
Statutory Rape	0	0
Kidnapping/Abduction	0	0
Total	0	0

TIBRS Group B Arrests		
Offense	Adult	Juvenile
Bad Checks	0	0
Curfew/Vagrancy	0	0
Disorderly Conduct	0	0
DUI	0	0
Drunkenness	0	0
Family-Non Violent	0	0
Liquor Law Violations	0	0
Peeping Tom	0	0
Trespass	0	0
All Other Offenses	1	0
Total Group B	1	0

TIBRS Group A Offenses	Offenses		Arrests	
	Reported	Cleared	Adult	Juvenile
Crimes Against Persons				
Murder	0	0	0	0
Negligent Manslaughter	0	0	0	0
Kidnapping/Abduction	0	0	0	0
Forcible Rape	0	0	0	0
Forcible Sodomy	0	0	0	0
Sexual Assault W/Object	0	0	0	0
Forcible Fondling	0	0	0	0
Incest	0	0	0	0
Statutory Rape	0	0	0	0
Aggravated Assault	0	0	0	0
Simple Assault	0	0	0	0
Intimidation	0	0	0	0
Stalking	0	0	0	0
Commercial Sex Acts	0	0	0	0
Involuntary Servitude	0	0	0	0
Crimes Against Property				
Arson	0	0	0	0
Bribery	0	0	0	0
Burglary	0	0	0	0
Counterfeiting/Forgery	0	0	0	0
Destruction/Damage/Vandalism	1	0	0	0
Embezzlement	0	0	0	0
Extortion/Blackmail	0	0	0	0
Fraud - False Pretenses	0	0	0	0
Fraud - Credit Card/ATM	0	0	0	0
Fraud - Impersonation	0	0	0	0
Fraud - Welfare	0	0	0	0
Fraud - Wire	0	0	0	0
Motor Vehicle Theft	0	0	0	0
Robbery	0	0	0	0
Stolen Property Offenses	0	0	0	0
Theft - Pocket-picking	0	0	0	0
Theft - Purse Snatching	0	0	0	0
Theft - Shoplifting	0	0	0	0
Theft From Building	0	0	0	0
Theft From Coin Machine	0	0	0	0
Theft From Motor Vehicle	0	0	0	0
Theft of Motor Vehicle Parts	0	0	0	0
Theft - All Other Larceny	0	0	0	0
Crimes Against Society				
Drug/Narcotic Violations	0	0	0	0
Drug/Narcotic Equipment Violations	0	0	0	0
Gambling - Betting/Wagering	0	0	0	0
Gambling - Operating/Promoting	0	0	0	0
Gambling - Equipment Violations	0	0	0	0
Gambling - Sports Tampering	0	0	0	0
Pornography/Obscene Material	0	0	0	0
Prostitution	0	0	0	0
Prostitution Assisting/Promoting	0	0	0	0
Purchasing Prostitution	0	0	0	0
Weapon Law Violations	0	0	0	0
Total Group A Offenses	1	0	0	0



2013 Population Estimate	N/A
Offense Overview	
Offense Total	5
Number Cleared	1
Percent Cleared	20.00 %
Group A Crimes per 100,000 population	N/A
Arrest Overview	
Total Arrests	1
Adult Arrests	1
Juvenile Arrests	0
Unknown Age	0
Arrests per 100,000 population	N/A
Average number offenses/incident	1.00

Domestic Violence Victims		
Offense	Reported	Cleared
Murder	0	0
Aggravated Assault	0	0
Simple Assault	0	0
Intimidation	0	0
Stalking	0	0
Forcible Rape	0	0
Forcible Sodomy	0	0
Sexual Assault W/Object	0	0
Forcible Fondling	0	0
Incest	0	0
Statutory Rape	0	0
Kidnapping/Abduction	0	0
Total	0	0

TIBRS Group B Arrests		
Offense	Adult	Juvenile
Bad Checks	0	0
Curfew/Vagrancy	0	0
Disorderly Conduct	0	0
DUI	0	0
Drunkenness	0	0
Family-Non Violent	0	0
Liquor Law Violations	0	0
Peeping Tom	0	0
Trespass	0	0
All Other Offenses	0	0
Total Group B	0	0

TIBRS Group A Offenses	Offenses		Arrests	
	Reported	Cleared	Adult	Juvenile
Crimes Against Persons				
Murder	0	0	0	0
Negligent Manslaughter	0	0	0	0
Kidnapping/Abduction	0	0	0	0
Forcible Rape	0	0	0	0
Forcible Sodomy	0	0	0	0
Sexual Assault W/Object	0	0	0	0
Forcible Fondling	0	0	0	0
Incest	0	0	0	0
Statutory Rape	0	0	0	0
Aggravated Assault	0	0	0	0
Simple Assault	0	0	0	0
Intimidation	0	0	0	0
Stalking	0	0	0	0
Commercial Sex Acts	0	0	0	0
Involuntary Servitude	0	0	0	0
Crimes Against Property				
Arson	0	0	0	0
Bribery	0	0	0	0
Burglary	0	0	0	0
Counterfeiting/Forgery	0	0	0	0
Destruction/Damage/Vandalism	0	0	0	0
Embezzlement	0	0	0	0
Extortion/Blackmail	0	0	0	0
Fraud - False Pretenses	0	0	0	0
Fraud - Credit Card/ATM	0	0	0	0
Fraud - Impersonation	0	0	0	0
Fraud - Welfare	0	0	0	0
Fraud - Wire	0	0	0	0
Motor Vehicle Theft	0	0	0	0
Robbery	0	0	0	0
Stolen Property Offenses	0	0	0	0
Theft - Pocket-picking	0	0	0	0
Theft - Purse Snatching	0	0	0	0
Theft - Shoplifting	0	0	0	0
Theft From Building	0	0	0	0
Theft From Coin Machine	0	0	0	0
Theft From Motor Vehicle	4	1	1	0
Theft of Motor Vehicle Parts	0	0	0	0
Theft - All Other Larceny	1	0	0	0
Crimes Against Society				
Drug/Narcotic Violations	0	0	0	0
Drug/Narcotic Equipment Violations	0	0	0	0
Gambling - Betting/Wagering	0	0	0	0
Gambling - Operating/Promoting	0	0	0	0
Gambling - Equipment Violations	0	0	0	0
Gambling - Sports Tampering	0	0	0	0
Pornography/Obscene Material	0	0	0	0
Prostitution	0	0	0	0
Prostitution Assisting/Promoting	0	0	0	0
Purchasing Prostitution	0	0	0	0
Weapon Law Violations	0	0	0	0
Total Group A Offenses	5	1	1	0



2013 Population Estimate	N/A
Offense Overview	
Offense Total	11
Number Cleared	1
Percent Cleared	9.09 %
Group A Crimes per 100,000 population	N/A
Arrest Overview	
Total Arrests	6
Adult Arrests	5
Juvenile Arrests	1
Unknown Age	0
Arrests per 100,000 population	N/A
Average number offenses/incident	1.22

Domestic Violence Victims		
Offense	Reported	Cleared
Murder	0	0
Aggravated Assault	0	0
Simple Assault	0	0
Intimidation	0	0
Stalking	0	0
Forcible Rape	0	0
Forcible Sodomy	0	0
Sexual Assault W/Object	0	0
Forcible Fondling	0	0
Incest	0	0
Statutory Rape	0	0
Kidnapping/Abduction	0	0
Total	0	0

TIBRS Group B Arrests		
Offense	Adult	Juvenile
Bad Checks	0	0
Curfew/Vagrancy	0	0
Disorderly Conduct	0	0
DUI	0	0
Drunkenness	0	0
Family-Non Violent	1	0
Liquor Law Violations	2	1
Peeping Tom	0	0
Trespass	0	0
All Other Offenses	1	0
Total Group B	4	1

TIBRS Group A Offenses	Offenses		Arrests	
	Reported	Cleared	Adult	Juvenile
Crimes Against Persons				
Murder	0	0	0	0
Negligent Manslaughter	0	0	0	0
Kidnapping/Abduction	0	0	0	0
Forcible Rape	0	0	0	0
Forcible Sodomy	0	0	0	0
Sexual Assault W/Object	0	0	0	0
Forcible Fondling	0	0	0	0
Incest	0	0	0	0
Statutory Rape	0	0	0	0
Aggravated Assault	0	0	0	0
Simple Assault	0	0	0	0
Intimidation	0	0	0	0
Stalking	0	0	0	0
Commercial Sex Acts	0	0	0	0
Involuntary Servitude	0	0	0	0
Crimes Against Property				
Arson	0	0	0	0
Bribery	0	0	0	0
Burglary	0	0	0	0
Counterfeiting/Forgery	0	0	0	0
Destruction/Damage/Vandalism	1	0	0	0
Embezzlement	0	0	0	0
Extortion/Blackmail	0	0	0	0
Fraud - False Pretenses	0	0	0	0
Fraud - Credit Card/ATM	0	0	0	0
Fraud - Impersonation	0	0	0	0
Fraud - Welfare	0	0	0	0
Fraud - Wire	0	0	0	0
Motor Vehicle Theft	0	0	0	0
Robbery	0	0	0	0
Stolen Property Offenses	0	0	0	0
Theft - Pocket-picking	0	0	0	0
Theft - Purse Snatching	0	0	0	0
Theft - Shoplifting	0	0	0	0
Theft From Building	2	0	0	0
Theft From Coin Machine	0	0	0	0
Theft From Motor Vehicle	3	0	0	0
Theft of Motor Vehicle Parts	0	0	0	0
Theft - All Other Larceny	2	0	0	0
Crimes Against Society				
Drug/Narcotic Violations	2	1	1	0
Drug/Narcotic Equipment Violations	1	0	0	0
Gambling - Betting/Wagering	0	0	0	0
Gambling - Operating/Promoting	0	0	0	0
Gambling - Equipment Violations	0	0	0	0
Gambling - Sports Tampering	0	0	0	0
Pornography/Obscene Material	0	0	0	0
Prostitution	0	0	0	0
Prostitution Assisting/Promoting	0	0	0	0
Purchasing Prostitution	0	0	0	0
Weapon Law Violations	0	0	0	0
Total Group A Offenses	11	1	1	0



2013 Population Estimate	N/A
Offense Overview	
Offense Total	0
Number Cleared	0
Percent Cleared	0.00 %
Group A Crimes per 100,000 population	N/A
Arrest Overview	
Total Arrests	0
Adult Arrests	0
Juvenile Arrests	0
Unknown Age	0
Arrests per 100,000 population	N/A
Average number offenses/incident	0.00

Domestic Violence Victims		
Offense	Reported	Cleared
Murder	0	0
Aggravated Assault	0	0
Simple Assault	0	0
Intimidation	0	0
Stalking	0	0
Forcible Rape	0	0
Forcible Sodomy	0	0
Sexual Assault W/Object	0	0
Forcible Fondling	0	0
Incest	0	0
Statutory Rape	0	0
Kidnapping/Abduction	0	0
Total	0	0

TIBRS Group B Arrests		
Offense	Adult	Juvenile
Bad Checks	0	0
Curfew/Vagrancy	0	0
Disorderly Conduct	0	0
DUI	0	0
Drunkenness	0	0
Family-Non Violent	0	0
Liquor Law Violations	0	0
Peeping Tom	0	0
Trespass	0	0
All Other Offenses	0	0
Total Group B	0	0

TIBRS Group A Offenses	Offenses		Arrests	
	Reported	Cleared	Adult	Juvenile
Crimes Against Persons				
Murder	0	0	0	0
Negligent Manslaughter	0	0	0	0
Kidnapping/Abduction	0	0	0	0
Forcible Rape	0	0	0	0
Forcible Sodomy	0	0	0	0
Sexual Assault W/Object	0	0	0	0
Forcible Fondling	0	0	0	0
Incest	0	0	0	0
Statutory Rape	0	0	0	0
Aggravated Assault	0	0	0	0
Simple Assault	0	0	0	0
Intimidation	0	0	0	0
Stalking	0	0	0	0
Commercial Sex Acts	0	0	0	0
Involuntary Servitude	0	0	0	0
Crimes Against Property				
Arson	0	0	0	0
Bribery	0	0	0	0
Burglary	0	0	0	0
Counterfeiting/Forgery	0	0	0	0
Destruction/Damage/Vandalism	0	0	0	0
Embezzlement	0	0	0	0
Extortion/Blackmail	0	0	0	0
Fraud - False Pretenses	0	0	0	0
Fraud - Credit Card/ATM	0	0	0	0
Fraud - Impersonation	0	0	0	0
Fraud - Welfare	0	0	0	0
Fraud - Wire	0	0	0	0
Motor Vehicle Theft	0	0	0	0
Robbery	0	0	0	0
Stolen Property Offenses	0	0	0	0
Theft - Pocket-picking	0	0	0	0
Theft - Purse Snatching	0	0	0	0
Theft - Shoplifting	0	0	0	0
Theft From Building	0	0	0	0
Theft From Coin Machine	0	0	0	0
Theft From Motor Vehicle	0	0	0	0
Theft of Motor Vehicle Parts	0	0	0	0
Theft - All Other Larceny	0	0	0	0
Crimes Against Society				
Drug/Narcotic Violations	0	0	0	0
Drug/Narcotic Equipment Violations	0	0	0	0
Gambling - Betting/Wagering	0	0	0	0
Gambling - Operating/Promoting	0	0	0	0
Gambling - Equipment Violations	0	0	0	0
Gambling - Sports Tampering	0	0	0	0
Pornography/Obscene Material	0	0	0	0
Prostitution	0	0	0	0
Prostitution Assisting/Promoting	0	0	0	0
Purchasing Prostitution	0	0	0	0
Weapon Law Violations	0	0	0	0
Total Group A Offenses	0	0	0	0



2013 Population Estimate	N/A
Offense Overview	
Offense Total	0
Number Cleared	0
Percent Cleared	0.00 %
Group A Crimes per 100,000 population	N/A
Arrest Overview	
Total Arrests	1
Adult Arrests	1
Juvenile Arrests	0
Unknown Age	0
Arrests per 100,000 population	N/A
Average number offenses/incident	0.00

Domestic Violence Victims		
Offense	Reported	Cleared
Murder	0	0
Aggravated Assault	0	0
Simple Assault	0	0
Intimidation	0	0
Stalking	0	0
Forcible Rape	0	0
Forcible Sodomy	0	0
Sexual Assault W/Object	0	0
Forcible Fondling	0	0
Incest	0	0
Statutory Rape	0	0
Kidnapping/Abduction	0	0
Total	0	0

TIBRS Group B Arrests		
Offense	Adult	Juvenile
Bad Checks	0	0
Curfew/Vagrancy	0	0
Disorderly Conduct	0	0
DUI	0	0
Drunkenness	0	0
Family-Non Violent	0	0
Liquor Law Violations	0	0
Peeping Tom	0	0
Trespass	0	0
All Other Offenses	1	0
Total Group B	1	0

TIBRS Group A Offenses	Offenses		Arrests	
	Reported	Cleared	Adult	Juvenile
Crimes Against Persons				
Murder	0	0	0	0
Negligent Manslaughter	0	0	0	0
Kidnapping/Abduction	0	0	0	0
Forcible Rape	0	0	0	0
Forcible Sodomy	0	0	0	0
Sexual Assault W/Object	0	0	0	0
Forcible Fondling	0	0	0	0
Incest	0	0	0	0
Statutory Rape	0	0	0	0
Aggravated Assault	0	0	0	0
Simple Assault	0	0	0	0
Intimidation	0	0	0	0
Stalking	0	0	0	0
Commercial Sex Acts	0	0	0	0
Involuntary Servitude	0	0	0	0
Crimes Against Property				
Arson	0	0	0	0
Bribery	0	0	0	0
Burglary	0	0	0	0
Counterfeiting/Forgery	0	0	0	0
Destruction/Damage/Vandalism	0	0	0	0
Embezzlement	0	0	0	0
Extortion/Blackmail	0	0	0	0
Fraud - False Pretenses	0	0	0	0
Fraud - Credit Card/ATM	0	0	0	0
Fraud - Impersonation	0	0	0	0
Fraud - Welfare	0	0	0	0
Fraud - Wire	0	0	0	0
Motor Vehicle Theft	0	0	0	0
Robbery	0	0	0	0
Stolen Property Offenses	0	0	0	0
Theft - Pocket-picking	0	0	0	0
Theft - Purse Snatching	0	0	0	0
Theft - Shoplifting	0	0	0	0
Theft From Building	0	0	0	0
Theft From Coin Machine	0	0	0	0
Theft From Motor Vehicle	0	0	0	0
Theft of Motor Vehicle Parts	0	0	0	0
Theft - All Other Larceny	0	0	0	0
Crimes Against Society				
Drug/Narcotic Violations	0	0	0	0
Drug/Narcotic Equipment Violations	0	0	0	0
Gambling - Betting/Wagering	0	0	0	0
Gambling - Operating/Promoting	0	0	0	0
Gambling - Equipment Violations	0	0	0	0
Gambling - Sports Tampering	0	0	0	0
Pornography/Obscene Material	0	0	0	0
Prostitution	0	0	0	0
Prostitution Assisting/Promoting	0	0	0	0
Purchasing Prostitution	0	0	0	0
Weapon Law Violations	0	0	0	0
Total Group A Offenses	0	0	0	0



2013 Population Estimate	N/A
Offense Overview	
Offense Total	0
Number Cleared	0
Percent Cleared	0.00 %
Group A Crimes per 100,000 population	N/A
Arrest Overview	
Total Arrests	1
Adult Arrests	1
Juvenile Arrests	0
Unknown Age	0
Arrests per 100,000 population	N/A
Average number offenses/incident	0.00

Domestic Violence Victims		
Offense	Reported	Cleared
Murder	0	0
Aggravated Assault	0	0
Simple Assault	0	0
Intimidation	0	0
Stalking	0	0
Forcible Rape	0	0
Forcible Sodomy	0	0
Sexual Assault W/Object	0	0
Forcible Fondling	0	0
Incest	0	0
Statutory Rape	0	0
Kidnapping/Abduction	0	0
Total	0	0

TIBRS Group B Arrests		
Offense	Adult	Juvenile
Bad Checks	0	0
Curfew/Vagrancy	0	0
Disorderly Conduct	0	0
DUI	1	0
Drunkenness	0	0
Family-Non Violent	0	0
Liquor Law Violations	0	0
Peeping Tom	0	0
Trespass	0	0
All Other Offenses	0	0
Total Group B	1	0

TIBRS Group A Offenses	Offenses		Arrests	
	Reported	Cleared	Adult	Juvenile
Crimes Against Persons				
Murder	0	0	0	0
Negligent Manslaughter	0	0	0	0
Kidnapping/Abduction	0	0	0	0
Forcible Rape	0	0	0	0
Forcible Sodomy	0	0	0	0
Sexual Assault W/Object	0	0	0	0
Forcible Fondling	0	0	0	0
Incest	0	0	0	0
Statutory Rape	0	0	0	0
Aggravated Assault	0	0	0	0
Simple Assault	0	0	0	0
Intimidation	0	0	0	0
Stalking	0	0	0	0
Commercial Sex Acts	0	0	0	0
Involuntary Servitude	0	0	0	0
Crimes Against Property				
Arson	0	0	0	0
Bribery	0	0	0	0
Burglary	0	0	0	0
Counterfeiting/Forgery	0	0	0	0
Destruction/Damage/Vandalism	0	0	0	0
Embezzlement	0	0	0	0
Extortion/Blackmail	0	0	0	0
Fraud - False Pretenses	0	0	0	0
Fraud - Credit Card/ATM	0	0	0	0
Fraud - Impersonation	0	0	0	0
Fraud - Welfare	0	0	0	0
Fraud - Wire	0	0	0	0
Motor Vehicle Theft	0	0	0	0
Robbery	0	0	0	0
Stolen Property Offenses	0	0	0	0
Theft - Pocket-picking	0	0	0	0
Theft - Purse Snatching	0	0	0	0
Theft - Shoplifting	0	0	0	0
Theft From Building	0	0	0	0
Theft From Coin Machine	0	0	0	0
Theft From Motor Vehicle	0	0	0	0
Theft of Motor Vehicle Parts	0	0	0	0
Theft - All Other Larceny	0	0	0	0
Crimes Against Society				
Drug/Narcotic Violations	0	0	0	0
Drug/Narcotic Equipment Violations	0	0	0	0
Gambling - Betting/Wagering	0	0	0	0
Gambling - Operating/Promoting	0	0	0	0
Gambling - Equipment Violations	0	0	0	0
Gambling - Sports Tampering	0	0	0	0
Pornography/Obscene Material	0	0	0	0
Prostitution	0	0	0	0
Prostitution Assisting/Promoting	0	0	0	0
Purchasing Prostitution	0	0	0	0
Weapon Law Violations	0	0	0	0
Total Group A Offenses	0	0	0	0



2013 Population Estimate	N/A
Offense Overview	
Offense Total	8
Number Cleared	0
Percent Cleared	0.00 %
Group A Crimes per 100,000 population	N/A
Arrest Overview	
Total Arrests	5
Adult Arrests	5
Juvenile Arrests	0
Unknown Age	0
Arrests per 100,000 population	N/A
Average number offenses/incident	1.14

Domestic Violence Victims		
Offense	Reported	Cleared
Murder	0	0
Aggravated Assault	0	0
Simple Assault	0	0
Intimidation	0	0
Stalking	0	0
Forcible Rape	0	0
Forcible Sodomy	0	0
Sexual Assault W/Object	0	0
Forcible Fondling	0	0
Incest	0	0
Statutory Rape	0	0
Kidnapping/Abduction	0	0
Total	0	0

TIBRS Group B Arrests		
Offense	Adult	Juvenile
Bad Checks	0	0
Curfew/Vagrancy	0	0
Disorderly Conduct	0	0
DUI	0	0
Drunkenness	3	0
Family-Non Violent	0	0
Liquor Law Violations	0	0
Peeping Tom	0	0
Trespass	0	0
All Other Offenses	2	0
Total Group B	5	0

TIBRS Group A Offenses	Offenses		Arrests	
	Reported	Cleared	Adult	Juvenile
Crimes Against Persons				
Murder	0	0	0	0
Negligent Manslaughter	0	0	0	0
Kidnapping/Abduction	0	0	0	0
Forcible Rape	0	0	0	0
Forcible Sodomy	0	0	0	0
Sexual Assault W/Object	0	0	0	0
Forcible Fondling	0	0	0	0
Incest	0	0	0	0
Statutory Rape	0	0	0	0
Aggravated Assault	0	0	0	0
Simple Assault	0	0	0	0
Intimidation	0	0	0	0
Stalking	0	0	0	0
Commercial Sex Acts	0	0	0	0
Involuntary Servitude	0	0	0	0
Crimes Against Property				
Arson	0	0	0	0
Bribery	0	0	0	0
Burglary	0	0	0	0
Counterfeiting/Forgery	0	0	0	0
Destruction/Damage/Vandalism	4	0	0	0
Embezzlement	0	0	0	0
Extortion/Blackmail	0	0	0	0
Fraud - False Pretenses	0	0	0	0
Fraud - Credit Card/ATM	0	0	0	0
Fraud - Impersonation	0	0	0	0
Fraud - Welfare	0	0	0	0
Fraud - Wire	0	0	0	0
Motor Vehicle Theft	0	0	0	0
Robbery	0	0	0	0
Stolen Property Offenses	0	0	0	0
Theft - Pocket-picking	0	0	0	0
Theft - Purse Snatching	0	0	0	0
Theft - Shoplifting	0	0	0	0
Theft From Building	0	0	0	0
Theft From Coin Machine	0	0	0	0
Theft From Motor Vehicle	1	0	0	0
Theft of Motor Vehicle Parts	0	0	0	0
Theft - All Other Larceny	3	0	0	0
Crimes Against Society				
Drug/Narcotic Violations	0	0	0	0
Drug/Narcotic Equipment Violations	0	0	0	0
Gambling - Betting/Wagering	0	0	0	0
Gambling - Operating/Promoting	0	0	0	0
Gambling - Equipment Violations	0	0	0	0
Gambling - Sports Tampering	0	0	0	0
Pornography/Obscene Material	0	0	0	0
Prostitution	0	0	0	0
Prostitution Assisting/Promoting	0	0	0	0
Purchasing Prostitution	0	0	0	0
Weapon Law Violations	0	0	0	0
Total Group A Offenses	8	0	0	0



Harrison Bay State Park - 2014

2013 Population Estimate	N/A
Offense Overview	
Offense Total	10
Number Cleared	3
Percent Cleared	30.00 %
Group A Crimes per 100,000 population	N/A
Arrest Overview	
Total Arrests	5
Adult Arrests	4
Juvenile Arrests	1
Unknown Age	0
Arrests per 100,000 population	N/A
Average number offenses/incident	1.25

Domestic Violence Victims		
Offense	Reported	Cleared
Murder	0	0
Aggravated Assault	0	0
Simple Assault	1	1
Intimidation	0	0
Stalking	0	0
Forcible Rape	0	0
Forcible Sodomy	0	0
Sexual Assault W/Object	0	0
Forcible Fondling	0	0
Incest	0	0
Statutory Rape	0	0
Kidnapping/Abduction	0	0
Total	1	1

TIBRS Group B Arrests		
Offense	Adult	Juvenile
Bad Checks	0	0
Curfew/Vagrancy	0	0
Disorderly Conduct	0	0
DUI	0	0
Drunkenness	0	0
Family-Non Violent	0	0
Liquor Law Violations	1	0
Peeping Tom	0	0
Trespass	1	1
All Other Offenses	0	0
Total Group B	2	1

TIBRS Group A Offenses	Offenses		Arrests	
	Reported	Cleared	Adult	Juvenile
Crimes Against Persons				
Murder	0	0	0	0
Negligent Manslaughter	0	0	0	0
Kidnapping/Abduction	0	0	0	0
Forcible Rape	0	0	0	0
Forcible Sodomy	0	0	0	0
Sexual Assault W/Object	0	0	0	0
Forcible Fondling	0	0	0	0
Incest	0	0	0	0
Statutory Rape	0	0	0	0
Aggravated Assault	0	0	0	0
Simple Assault	1	1	1	0
Intimidation	0	0	0	0
Stalking	0	0	0	0
Commercial Sex Acts	0	0	0	0
Involuntary Servitude	0	0	0	0
Crimes Against Property				
Arson	0	0	0	0
Bribery	0	0	0	0
Burglary	0	0	0	0
Counterfeiting/Forgery	0	0	0	0
Destruction/Damage/Vandalism	1	0	0	0
Embezzlement	0	0	0	0
Extortion/Blackmail	0	0	0	0
Fraud - False Pretenses	0	0	0	0
Fraud - Credit Card/ATM	0	0	0	0
Fraud - Impersonation	0	0	0	0
Fraud - Welfare	0	0	0	0
Fraud - Wire	0	0	0	0
Motor Vehicle Theft	0	0	0	0
Robbery	0	0	0	0
Stolen Property Offenses	0	0	0	0
Theft - Pocket-picking	0	0	0	0
Theft - Purse Snatching	0	0	0	0
Theft - Shoplifting	0	0	0	0
Theft From Building	0	0	0	0
Theft From Coin Machine	0	0	0	0
Theft From Motor Vehicle	3	0	0	0
Theft of Motor Vehicle Parts	2	0	0	0
Theft - All Other Larceny	1	0	0	0
Crimes Against Society				
Drug/Narcotic Violations	1	1	1	0
Drug/Narcotic Equipment Violations	1	1	0	0
Gambling - Betting/Wagering	0	0	0	0
Gambling - Operating/Promoting	0	0	0	0
Gambling - Equipment Violations	0	0	0	0
Gambling - Sports Tampering	0	0	0	0
Pornography/Obscene Material	0	0	0	0
Prostitution	0	0	0	0
Prostitution Assisting/Promoting	0	0	0	0
Purchasing Prostitution	0	0	0	0
Weapon Law Violations	0	0	0	0
Total Group A Offenses	10	3	2	0



Henry Horton State Park - 2014

2013 Population Estimate	N/A
Offense Overview	
Offense Total	11
Number Cleared	7
Percent Cleared	63.64 %
Group A Crimes per 100,000 population	N/A
Arrest Overview	
Total Arrests	10
Adult Arrests	7
Juvenile Arrests	3
Unknown Age	0
Arrests per 100,000 population	N/A
Average number offenses/incident	1.22

Domestic Violence Victims		
Offense	Reported	Cleared
Murder	0	0
Aggravated Assault	0	0
Simple Assault	1	0
Intimidation	0	0
Stalking	0	0
Forcible Rape	0	0
Forcible Sodomy	0	0
Sexual Assault W/Object	0	0
Forcible Fondling	0	0
Incest	0	0
Statutory Rape	0	0
Kidnapping/Abduction	0	0
Total	1	0

TIBRS Group B Arrests		
Offense	Adult	Juvenile
Bad Checks	0	0
Curfew/Vagrancy	0	0
Disorderly Conduct	0	0
DUI	2	0
Drunkenness	0	0
Family-Non Violent	0	0
Liquor Law Violations	0	0
Peeping Tom	0	0
Trespass	0	0
All Other Offenses	0	0
Total Group B	2	0

TIBRS Group A Offenses	Offenses		Arrests	
	Reported	Cleared	Adult	Juvenile
Crimes Against Persons				
Murder	0	0	0	0
Negligent Manslaughter	0	0	0	0
Kidnapping/Abduction	0	0	0	0
Forcible Rape	0	0	0	0
Forcible Sodomy	0	0	0	0
Sexual Assault W/Object	0	0	0	0
Forcible Fondling	0	0	0	0
Incest	0	0	0	0
Statutory Rape	0	0	0	0
Aggravated Assault	2	2	2	0
Simple Assault	1	0	0	0
Intimidation	0	0	0	0
Stalking	0	0	0	0
Commercial Sex Acts	0	0	0	0
Involuntary Servitude	0	0	0	0
Crimes Against Property				
Arson	0	0	0	0
Bribery	0	0	0	0
Burglary	1	1	0	2
Counterfeiting/Forgery	0	0	0	0
Destruction/Damage/Vandalism	1	1	0	1
Embezzlement	0	0	0	0
Extortion/Blackmail	0	0	0	0
Fraud - False Pretenses	0	0	0	0
Fraud - Credit Card/ATM	0	0	0	0
Fraud - Impersonation	0	0	0	0
Fraud - Welfare	0	0	0	0
Fraud - Wire	0	0	0	0
Motor Vehicle Theft	0	0	0	0
Robbery	0	0	0	0
Stolen Property Offenses	0	0	0	0
Theft - Pocket-picking	0	0	0	0
Theft - Purse Snatching	0	0	0	0
Theft - Shoplifting	0	0	0	0
Theft From Building	2	0	0	0
Theft From Coin Machine	0	0	0	0
Theft From Motor Vehicle	0	0	0	0
Theft of Motor Vehicle Parts	0	0	0	0
Theft - All Other Larceny	1	1	1	0
Crimes Against Society				
Drug/Narcotic Violations	1	1	2	0
Drug/Narcotic Equipment Violations	2	1	0	0
Gambling - Betting/Wagering	0	0	0	0
Gambling - Operating/Promoting	0	0	0	0
Gambling - Equipment Violations	0	0	0	0
Gambling - Sports Tampering	0	0	0	0
Pornography/Obscene Material	0	0	0	0
Prostitution	0	0	0	0
Prostitution Assisting/Promoting	0	0	0	0
Purchasing Prostitution	0	0	0	0
Weapon Law Violations	0	0	0	0
Total Group A Offenses	11	7	5	3



Hiwassee and Ocoee State Scenic Rivers - 2014

2013 Population Estimate	N/A
Offense Overview	
Offense Total	5
Number Cleared	5
Percent Cleared	100.00 %
Group A Crimes per 100,000 population	N/A
Arrest Overview	
Total Arrests	18
Adult Arrests	17
Juvenile Arrests	1
Unknown Age	0
Arrests per 100,000 population	N/A
Average number offenses/incident	1.00

Domestic Violence Victims		
Offense	Reported	Cleared
Murder	0	0
Aggravated Assault	0	0
Simple Assault	0	0
Intimidation	0	0
Stalking	0	0
Forcible Rape	0	0
Forcible Sodomy	0	0
Sexual Assault W/Object	0	0
Forcible Fondling	0	0
Incest	0	0
Statutory Rape	0	0
Kidnapping/Abduction	0	0
Total	0	0

TIBRS Group B Arrests		
Offense	Adult	Juvenile
Bad Checks	0	0
Curfew/Vagrancy	0	0
Disorderly Conduct	4	0
DUI	0	0
Drunkenness	0	0
Family-Non Violent	0	0
Liquor Law Violations	5	1
Peeping Tom	0	0
Trespass	0	0
All Other Offenses	3	0
Total Group B	12	1

TIBRS Group A Offenses	Offenses		Arrests	
	Reported	Cleared	Adult	Juvenile
Crimes Against Persons				
Murder	0	0	0	0
Negligent Manslaughter	0	0	0	0
Kidnapping/Abduction	0	0	0	0
Forcible Rape	0	0	0	0
Forcible Sodomy	0	0	0	0
Sexual Assault W/Object	0	0	0	0
Forcible Fondling	0	0	0	0
Incest	0	0	0	0
Statutory Rape	0	0	0	0
Aggravated Assault	0	0	0	0
Simple Assault	0	0	0	0
Intimidation	0	0	0	0
Stalking	0	0	0	0
Commercial Sex Acts	0	0	0	0
Involuntary Servitude	0	0	0	0
Crimes Against Property				
Arson	0	0	0	0
Bribery	0	0	0	0
Burglary	0	0	0	0
Counterfeiting/Forgery	0	0	0	0
Destruction/Damage/Vandalism	0	0	0	0
Embezzlement	0	0	0	0
Extortion/Blackmail	0	0	0	0
Fraud - False Pretenses	0	0	0	0
Fraud - Credit Card/ATM	0	0	0	0
Fraud - Impersonation	0	0	0	0
Fraud - Welfare	0	0	0	0
Fraud - Wire	0	0	0	0
Motor Vehicle Theft	0	0	0	0
Robbery	0	0	0	0
Stolen Property Offenses	0	0	0	0
Theft - Pocket-picking	0	0	0	0
Theft - Purse Snatching	0	0	0	0
Theft - Shoplifting	0	0	0	0
Theft From Building	0	0	0	0
Theft From Coin Machine	0	0	0	0
Theft From Motor Vehicle	0	0	0	0
Theft of Motor Vehicle Parts	0	0	0	0
Theft - All Other Larceny	4	4	4	0
Crimes Against Society				
Drug/Narcotic Violations	1	1	1	0
Drug/Narcotic Equipment Violations	0	0	0	0
Gambling - Betting/Wagering	0	0	0	0
Gambling - Operating/Promoting	0	0	0	0
Gambling - Equipment Violations	0	0	0	0
Gambling - Sports Tampering	0	0	0	0
Pornography/Obscene Material	0	0	0	0
Prostitution	0	0	0	0
Prostitution Assisting/Promoting	0	0	0	0
Purchasing Prostitution	0	0	0	0
Weapon Law Violations	0	0	0	0
Total Group A Offenses	5	5	5	0



2013 Population Estimate	N/A
Offense Overview	
Offense Total	0
Number Cleared	0
Percent Cleared	0.00 %
Group A Crimes per 100,000 population	N/A
Arrest Overview	
Total Arrests	0
Adult Arrests	0
Juvenile Arrests	0
Unknown Age	0
Arrests per 100,000 population	N/A
Average number offenses/incident	0.00

Domestic Violence Victims		
Offense	Reported	Cleared
Murder	0	0
Aggravated Assault	0	0
Simple Assault	0	0
Intimidation	0	0
Stalking	0	0
Forcible Rape	0	0
Forcible Sodomy	0	0
Sexual Assault W/Object	0	0
Forcible Fondling	0	0
Incest	0	0
Statutory Rape	0	0
Kidnapping/Abduction	0	0
Total	0	0

TIBRS Group B Arrests		
Offense	Adult	Juvenile
Bad Checks	0	0
Curfew/Vagrancy	0	0
Disorderly Conduct	0	0
DUI	0	0
Drunkenness	0	0
Family-Non Violent	0	0
Liquor Law Violations	0	0
Peeping Tom	0	0
Trespass	0	0
All Other Offenses	0	0
Total Group B	0	0

TIBRS Group A Offenses	Offenses		Arrests	
	Reported	Cleared	Adult	Juvenile
Crimes Against Persons				
Murder	0	0	0	0
Negligent Manslaughter	0	0	0	0
Kidnapping/Abduction	0	0	0	0
Forcible Rape	0	0	0	0
Forcible Sodomy	0	0	0	0
Sexual Assault W/Object	0	0	0	0
Forcible Fondling	0	0	0	0
Incest	0	0	0	0
Statutory Rape	0	0	0	0
Aggravated Assault	0	0	0	0
Simple Assault	0	0	0	0
Intimidation	0	0	0	0
Stalking	0	0	0	0
Commercial Sex Acts	0	0	0	0
Involuntary Servitude	0	0	0	0
Crimes Against Property				
Arson	0	0	0	0
Bribery	0	0	0	0
Burglary	0	0	0	0
Counterfeiting/Forgery	0	0	0	0
Destruction/Damage/Vandalism	0	0	0	0
Embezzlement	0	0	0	0
Extortion/Blackmail	0	0	0	0
Fraud - False Pretenses	0	0	0	0
Fraud - Credit Card/ATM	0	0	0	0
Fraud - Impersonation	0	0	0	0
Fraud - Welfare	0	0	0	0
Fraud - Wire	0	0	0	0
Motor Vehicle Theft	0	0	0	0
Robbery	0	0	0	0
Stolen Property Offenses	0	0	0	0
Theft - Pocket-picking	0	0	0	0
Theft - Purse Snatching	0	0	0	0
Theft - Shoplifting	0	0	0	0
Theft From Building	0	0	0	0
Theft From Coin Machine	0	0	0	0
Theft From Motor Vehicle	0	0	0	0
Theft of Motor Vehicle Parts	0	0	0	0
Theft - All Other Larceny	0	0	0	0
Crimes Against Society				
Drug/Narcotic Violations	0	0	0	0
Drug/Narcotic Equipment Violations	0	0	0	0
Gambling - Betting/Wagering	0	0	0	0
Gambling - Operating/Promoting	0	0	0	0
Gambling - Equipment Violations	0	0	0	0
Gambling - Sports Tampering	0	0	0	0
Pornography/Obscene Material	0	0	0	0
Prostitution	0	0	0	0
Prostitution Assisting/Promoting	0	0	0	0
Purchasing Prostitution	0	0	0	0
Weapon Law Violations	0	0	0	0
Total Group A Offenses	0	0	0	0



2013 Population Estimate	N/A
Offense Overview	
Offense Total	0
Number Cleared	0
Percent Cleared	0.00 %
Group A Crimes per 100,000 population	N/A
Arrest Overview	
Total Arrests	0
Adult Arrests	0
Juvenile Arrests	0
Unknown Age	0
Arrests per 100,000 population	N/A
Average number offenses/incident	0.00

Domestic Violence Victims		
Offense	Reported	Cleared
Murder	0	0
Aggravated Assault	0	0
Simple Assault	0	0
Intimidation	0	0
Stalking	0	0
Forcible Rape	0	0
Forcible Sodomy	0	0
Sexual Assault W/Object	0	0
Forcible Fondling	0	0
Incest	0	0
Statutory Rape	0	0
Kidnapping/Abduction	0	0
Total	0	0

TIBRS Group B Arrests		
Offense	Adult	Juvenile
Bad Checks	0	0
Curfew/Vagrancy	0	0
Disorderly Conduct	0	0
DUI	0	0
Drunkenness	0	0
Family-Non Violent	0	0
Liquor Law Violations	0	0
Peeping Tom	0	0
Trespass	0	0
All Other Offenses	0	0
Total Group B	0	0

TIBRS Group A Offenses	Offenses		Arrests	
	Reported	Cleared	Adult	Juvenile
Crimes Against Persons				
Murder	0	0	0	0
Negligent Manslaughter	0	0	0	0
Kidnapping/Abduction	0	0	0	0
Forcible Rape	0	0	0	0
Forcible Sodomy	0	0	0	0
Sexual Assault W/Object	0	0	0	0
Forcible Fondling	0	0	0	0
Incest	0	0	0	0
Statutory Rape	0	0	0	0
Aggravated Assault	0	0	0	0
Simple Assault	0	0	0	0
Intimidation	0	0	0	0
Stalking	0	0	0	0
Commercial Sex Acts	0	0	0	0
Involuntary Servitude	0	0	0	0
Crimes Against Property				
Arson	0	0	0	0
Bribery	0	0	0	0
Burglary	0	0	0	0
Counterfeiting/Forgery	0	0	0	0
Destruction/Damage/Vandalism	0	0	0	0
Embezzlement	0	0	0	0
Extortion/Blackmail	0	0	0	0
Fraud - False Pretenses	0	0	0	0
Fraud - Credit Card/ATM	0	0	0	0
Fraud - Impersonation	0	0	0	0
Fraud - Welfare	0	0	0	0
Fraud - Wire	0	0	0	0
Motor Vehicle Theft	0	0	0	0
Robbery	0	0	0	0
Stolen Property Offenses	0	0	0	0
Theft - Pocket-picking	0	0	0	0
Theft - Purse Snatching	0	0	0	0
Theft - Shoplifting	0	0	0	0
Theft From Building	0	0	0	0
Theft From Coin Machine	0	0	0	0
Theft From Motor Vehicle	0	0	0	0
Theft of Motor Vehicle Parts	0	0	0	0
Theft - All Other Larceny	0	0	0	0
Crimes Against Society				
Drug/Narcotic Violations	0	0	0	0
Drug/Narcotic Equipment Violations	0	0	0	0
Gambling - Betting/Wagering	0	0	0	0
Gambling - Operating/Promoting	0	0	0	0
Gambling - Equipment Violations	0	0	0	0
Gambling - Sports Tampering	0	0	0	0
Pornography/Obscene Material	0	0	0	0
Prostitution	0	0	0	0
Prostitution Assisting/Promoting	0	0	0	0
Purchasing Prostitution	0	0	0	0
Weapon Law Violations	0	0	0	0
Total Group A Offenses	0	0	0	0



Long Hunter State Park - 2014

2013 Population Estimate	N/A
Offense Overview	
Offense Total	5
Number Cleared	0
Percent Cleared	0.00 %
Group A Crimes per 100,000 population	N/A
Arrest Overview	
Total Arrests	0
Adult Arrests	0
Juvenile Arrests	0
Unknown Age	0
Arrests per 100,000 population	N/A
Average number offenses/incident	1.25

Domestic Violence Victims		
Offense	Reported	Cleared
Murder	0	0
Aggravated Assault	0	0
Simple Assault	0	0
Intimidation	0	0
Stalking	0	0
Forcible Rape	0	0
Forcible Sodomy	0	0
Sexual Assault W/Object	0	0
Forcible Fondling	0	0
Incest	0	0
Statutory Rape	0	0
Kidnapping/Abduction	0	0
Total	0	0

TIBRS Group B Arrests		
Offense	Adult	Juvenile
Bad Checks	0	0
Curfew/Vagrancy	0	0
Disorderly Conduct	0	0
DUI	0	0
Drunkenness	0	0
Family-Non Violent	0	0
Liquor Law Violations	0	0
Peeping Tom	0	0
Trespass	0	0
All Other Offenses	0	0
Total Group B	0	0

TIBRS Group A Offenses	Offenses		Arrests	
	Reported	Cleared	Adult	Juvenile
Crimes Against Persons				
Murder	0	0	0	0
Negligent Manslaughter	0	0	0	0
Kidnapping/Abduction	0	0	0	0
Forcible Rape	0	0	0	0
Forcible Sodomy	0	0	0	0
Sexual Assault W/Object	0	0	0	0
Forcible Fondling	0	0	0	0
Incest	0	0	0	0
Statutory Rape	0	0	0	0
Aggravated Assault	0	0	0	0
Simple Assault	0	0	0	0
Intimidation	0	0	0	0
Stalking	0	0	0	0
Commercial Sex Acts	0	0	0	0
Involuntary Servitude	0	0	0	0
Crimes Against Property				
Arson	0	0	0	0
Bribery	0	0	0	0
Burglary	0	0	0	0
Counterfeiting/Forgery	0	0	0	0
Destruction/Damage/Vandalism	1	0	0	0
Embezzlement	0	0	0	0
Extortion/Blackmail	0	0	0	0
Fraud - False Pretenses	0	0	0	0
Fraud - Credit Card/ATM	0	0	0	0
Fraud - Impersonation	0	0	0	0
Fraud - Welfare	0	0	0	0
Fraud - Wire	0	0	0	0
Motor Vehicle Theft	0	0	0	0
Robbery	0	0	0	0
Stolen Property Offenses	0	0	0	0
Theft - Pocket-picking	0	0	0	0
Theft - Purse Snatching	0	0	0	0
Theft - Shoplifting	0	0	0	0
Theft From Building	0	0	0	0
Theft From Coin Machine	0	0	0	0
Theft From Motor Vehicle	3	0	0	0
Theft of Motor Vehicle Parts	0	0	0	0
Theft - All Other Larceny	0	0	0	0
Crimes Against Society				
Drug/Narcotic Violations	0	0	0	0
Drug/Narcotic Equipment Violations	0	0	0	0
Gambling - Betting/Wagering	0	0	0	0
Gambling - Operating/Promoting	0	0	0	0
Gambling - Equipment Violations	0	0	0	0
Gambling - Sports Tampering	0	0	0	0
Pornography/Obscene Material	0	0	0	0
Prostitution	0	0	0	0
Prostitution Assisting/Promoting	0	0	0	0
Purchasing Prostitution	0	0	0	0
Weapon Law Violations	1	0	0	0
Total Group A Offenses	5	0	0	0



2013 Population Estimate	N/A
Offense Overview	
Offense Total	4
Number Cleared	0
Percent Cleared	0.00 %
Group A Crimes per 100,000 population	N/A
Arrest Overview	
Total Arrests	0
Adult Arrests	0
Juvenile Arrests	0
Unknown Age	0
Arrests per 100,000 population	N/A
Average number offenses/incident	1.00

Domestic Violence Victims		
Offense	Reported	Cleared
Murder	0	0
Aggravated Assault	0	0
Simple Assault	0	0
Intimidation	0	0
Stalking	0	0
Forcible Rape	0	0
Forcible Sodomy	0	0
Sexual Assault W/Object	0	0
Forcible Fondling	0	0
Incest	0	0
Statutory Rape	0	0
Kidnapping/Abduction	0	0
Total	0	0

TIBRS Group B Arrests		
Offense	Adult	Juvenile
Bad Checks	0	0
Curfew/Vagrancy	0	0
Disorderly Conduct	0	0
DUI	0	0
Drunkenness	0	0
Family-Non Violent	0	0
Liquor Law Violations	0	0
Peeping Tom	0	0
Trespass	0	0
All Other Offenses	0	0
Total Group B	0	0

TIBRS Group A Offenses	Offenses		Arrests	
	Reported	Cleared	Adult	Juvenile
Crimes Against Persons				
Murder	0	0	0	0
Negligent Manslaughter	0	0	0	0
Kidnapping/Abduction	0	0	0	0
Forcible Rape	0	0	0	0
Forcible Sodomy	0	0	0	0
Sexual Assault W/Object	0	0	0	0
Forcible Fondling	0	0	0	0
Incest	0	0	0	0
Statutory Rape	0	0	0	0
Aggravated Assault	1	0	0	0
Simple Assault	0	0	0	0
Intimidation	0	0	0	0
Stalking	0	0	0	0
Commercial Sex Acts	0	0	0	0
Involuntary Servitude	0	0	0	0
Crimes Against Property				
Arson	1	0	0	0
Bribery	0	0	0	0
Burglary	0	0	0	0
Counterfeiting/Forgery	0	0	0	0
Destruction/Damage/Vandalism	0	0	0	0
Embezzlement	0	0	0	0
Extortion/Blackmail	0	0	0	0
Fraud - False Pretenses	0	0	0	0
Fraud - Credit Card/ATM	0	0	0	0
Fraud - Impersonation	0	0	0	0
Fraud - Welfare	0	0	0	0
Fraud - Wire	0	0	0	0
Motor Vehicle Theft	0	0	0	0
Robbery	0	0	0	0
Stolen Property Offenses	0	0	0	0
Theft - Pocket-picking	0	0	0	0
Theft - Purse Snatching	0	0	0	0
Theft - Shoplifting	0	0	0	0
Theft From Building	0	0	0	0
Theft From Coin Machine	0	0	0	0
Theft From Motor Vehicle	2	0	0	0
Theft of Motor Vehicle Parts	0	0	0	0
Theft - All Other Larceny	0	0	0	0
Crimes Against Society				
Drug/Narcotic Violations	0	0	0	0
Drug/Narcotic Equipment Violations	0	0	0	0
Gambling - Betting/Wagering	0	0	0	0
Gambling - Operating/Promoting	0	0	0	0
Gambling - Equipment Violations	0	0	0	0
Gambling - Sports Tampering	0	0	0	0
Pornography/Obscene Material	0	0	0	0
Prostitution	0	0	0	0
Prostitution Assisting/Promoting	0	0	0	0
Purchasing Prostitution	0	0	0	0
Weapon Law Violations	0	0	0	0
Total Group A Offenses	4	0	0	0



Montgomery Bell State Park - 2014

2013 Population Estimate	N/A
Offense Overview	
Offense Total	7
Number Cleared	0
Percent Cleared	0.00 %
Group A Crimes per 100,000 population	N/A
Arrest Overview	
Total Arrests	5
Adult Arrests	3
Juvenile Arrests	2
Unknown Age	0
Arrests per 100,000 population	N/A
Average number offenses/incident	1.00

Domestic Violence Victims		
Offense	Reported	Cleared
Murder	0	0
Aggravated Assault	0	0
Simple Assault	0	0
Intimidation	0	0
Stalking	0	0
Forcible Rape	0	0
Forcible Sodomy	0	0
Sexual Assault W/Object	0	0
Forcible Fondling	0	0
Incest	0	0
Statutory Rape	0	0
Kidnapping/Abduction	0	0
Total	0	0

TIBRS Group B Arrests		
Offense	Adult	Juvenile
Bad Checks	0	0
Curfew/Vagrancy	0	0
Disorderly Conduct	1	0
DUI	0	0
Drunkenness	2	0
Family-Non Violent	0	0
Liquor Law Violations	0	2
Peeping Tom	0	0
Trespass	0	0
All Other Offenses	0	0
Total Group B	3	2

TIBRS Group A Offenses	Offenses		Arrests	
	Reported	Cleared	Adult	Juvenile
Crimes Against Persons				
Murder	0	0	0	0
Negligent Manslaughter	0	0	0	0
Kidnapping/Abduction	0	0	0	0
Forcible Rape	0	0	0	0
Forcible Sodomy	0	0	0	0
Sexual Assault W/Object	0	0	0	0
Forcible Fondling	0	0	0	0
Incest	0	0	0	0
Statutory Rape	0	0	0	0
Aggravated Assault	0	0	0	0
Simple Assault	0	0	0	0
Intimidation	0	0	0	0
Stalking	0	0	0	0
Commercial Sex Acts	0	0	0	0
Involuntary Servitude	0	0	0	0
Crimes Against Property				
Arson	0	0	0	0
Bribery	0	0	0	0
Burglary	0	0	0	0
Counterfeiting/Forgery	0	0	0	0
Destruction/Damage/Vandalism	2	0	0	0
Embezzlement	0	0	0	0
Extortion/Blackmail	0	0	0	0
Fraud - False Pretenses	0	0	0	0
Fraud - Credit Card/ATM	0	0	0	0
Fraud - Impersonation	0	0	0	0
Fraud - Welfare	0	0	0	0
Fraud - Wire	0	0	0	0
Motor Vehicle Theft	0	0	0	0
Robbery	0	0	0	0
Stolen Property Offenses	0	0	0	0
Theft - Pocket-picking	0	0	0	0
Theft - Purse Snatching	0	0	0	0
Theft - Shoplifting	0	0	0	0
Theft From Building	1	0	0	0
Theft From Coin Machine	0	0	0	0
Theft From Motor Vehicle	2	0	0	0
Theft of Motor Vehicle Parts	0	0	0	0
Theft - All Other Larceny	2	0	0	0
Crimes Against Society				
Drug/Narcotic Violations	0	0	0	0
Drug/Narcotic Equipment Violations	0	0	0	0
Gambling - Betting/Wagering	0	0	0	0
Gambling - Operating/Promoting	0	0	0	0
Gambling - Equipment Violations	0	0	0	0
Gambling - Sports Tampering	0	0	0	0
Pornography/Obscene Material	0	0	0	0
Prostitution	0	0	0	0
Prostitution Assisting/Promoting	0	0	0	0
Purchasing Prostitution	0	0	0	0
Weapon Law Violations	0	0	0	0
Total Group A Offenses	7	0	0	0



2013 Population Estimate	N/A
Offense Overview	
Offense Total	2
Number Cleared	0
Percent Cleared	0.00 %
Group A Crimes per 100,000 population	N/A
Arrest Overview	
Total Arrests	1
Adult Arrests	1
Juvenile Arrests	0
Unknown Age	0
Arrests per 100,000 population	N/A
Average number offenses/incident	1.00

Domestic Violence Victims		
Offense	Reported	Cleared
Murder	0	0
Aggravated Assault	0	0
Simple Assault	1	0
Intimidation	0	0
Stalking	0	0
Forcible Rape	0	0
Forcible Sodomy	0	0
Sexual Assault W/Object	0	0
Forcible Fondling	0	0
Incest	0	0
Statutory Rape	0	0
Kidnapping/Abduction	0	0
Total	1	0

TIBRS Group B Arrests		
Offense	Adult	Juvenile
Bad Checks	0	0
Curfew/Vagrancy	0	0
Disorderly Conduct	0	0
DUI	0	0
Drunkenness	0	0
Family-Non Violent	0	0
Liquor Law Violations	1	0
Peeping Tom	0	0
Trespass	0	0
All Other Offenses	0	0
Total Group B	1	0

TIBRS Group A Offenses	Offenses		Arrests	
	Reported	Cleared	Adult	Juvenile
Crimes Against Persons				
Murder	0	0	0	0
Negligent Manslaughter	0	0	0	0
Kidnapping/Abduction	0	0	0	0
Forcible Rape	0	0	0	0
Forcible Sodomy	0	0	0	0
Sexual Assault W/Object	0	0	0	0
Forcible Fondling	0	0	0	0
Incest	0	0	0	0
Statutory Rape	0	0	0	0
Aggravated Assault	0	0	0	0
Simple Assault	1	0	0	0
Intimidation	0	0	0	0
Stalking	0	0	0	0
Commercial Sex Acts	0	0	0	0
Involuntary Servitude	0	0	0	0
Crimes Against Property				
Arson	0	0	0	0
Bribery	0	0	0	0
Burglary	0	0	0	0
Counterfeiting/Forgery	0	0	0	0
Destruction/Damage/Vandalism	0	0	0	0
Embezzlement	0	0	0	0
Extortion/Blackmail	0	0	0	0
Fraud - False Pretenses	0	0	0	0
Fraud - Credit Card/ATM	0	0	0	0
Fraud - Impersonation	0	0	0	0
Fraud - Welfare	0	0	0	0
Fraud - Wire	0	0	0	0
Motor Vehicle Theft	0	0	0	0
Robbery	0	0	0	0
Stolen Property Offenses	0	0	0	0
Theft - Pocket-picking	0	0	0	0
Theft - Purse Snatching	0	0	0	0
Theft - Shoplifting	0	0	0	0
Theft From Building	0	0	0	0
Theft From Coin Machine	0	0	0	0
Theft From Motor Vehicle	0	0	0	0
Theft of Motor Vehicle Parts	0	0	0	0
Theft - All Other Larceny	1	0	0	0
Crimes Against Society				
Drug/Narcotic Violations	0	0	0	0
Drug/Narcotic Equipment Violations	0	0	0	0
Gambling - Betting/Wagering	0	0	0	0
Gambling - Operating/Promoting	0	0	0	0
Gambling - Equipment Violations	0	0	0	0
Gambling - Sports Tampering	0	0	0	0
Pornography/Obscene Material	0	0	0	0
Prostitution	0	0	0	0
Prostitution Assisting/Promoting	0	0	0	0
Purchasing Prostitution	0	0	0	0
Weapon Law Violations	0	0	0	0
Total Group A Offenses	2	0	0	0



Natchez Trace State Park - 2014

2013 Population Estimate	N/A
Offense Overview	
Offense Total	3
Number Cleared	2
Percent Cleared	66.67 %
Group A Crimes per 100,000 population	N/A
Arrest Overview	
Total Arrests	1
Adult Arrests	1
Juvenile Arrests	0
Unknown Age	0
Arrests per 100,000 population	N/A
Average number offenses/incident	1.50

Domestic Violence Victims		
Offense	Reported	Cleared
Murder	0	0
Aggravated Assault	0	0
Simple Assault	0	0
Intimidation	0	0
Stalking	0	0
Forcible Rape	0	0
Forcible Sodomy	0	0
Sexual Assault W/Object	0	0
Forcible Fondling	0	0
Incest	0	0
Statutory Rape	0	0
Kidnapping/Abduction	0	0
Total	0	0

TIBRS Group B Arrests		
Offense	Adult	Juvenile
Bad Checks	0	0
Curfew/Vagrancy	0	0
Disorderly Conduct	0	0
DUI	0	0
Drunkenness	0	0
Family-Non Violent	0	0
Liquor Law Violations	0	0
Peeping Tom	0	0
Trespass	0	0
All Other Offenses	0	0
Total Group B	0	0

TIBRS Group A Offenses	Offenses		Arrests	
	Reported	Cleared	Adult	Juvenile
Crimes Against Persons				
Murder	0	0	0	0
Negligent Manslaughter	0	0	0	0
Kidnapping/Abduction	0	0	0	0
Forcible Rape	0	0	0	0
Forcible Sodomy	0	0	0	0
Sexual Assault W/Object	0	0	0	0
Forcible Fondling	0	0	0	0
Incest	0	0	0	0
Statutory Rape	0	0	0	0
Aggravated Assault	0	0	0	0
Simple Assault	0	0	0	0
Intimidation	0	0	0	0
Stalking	0	0	0	0
Commercial Sex Acts	0	0	0	0
Involuntary Servitude	0	0	0	0
Crimes Against Property				
Arson	0	0	0	0
Bribery	0	0	0	0
Burglary	0	0	0	0
Counterfeiting/Forgery	0	0	0	0
Destruction/Damage/Vandalism	1	1	0	0
Embezzlement	0	0	0	0
Extortion/Blackmail	0	0	0	0
Fraud - False Pretenses	0	0	0	0
Fraud - Credit Card/ATM	0	0	0	0
Fraud - Impersonation	0	0	0	0
Fraud - Welfare	0	0	0	0
Fraud - Wire	0	0	0	0
Motor Vehicle Theft	0	0	0	0
Robbery	0	0	0	0
Stolen Property Offenses	0	0	0	0
Theft - Pocket-picking	0	0	0	0
Theft - Purse Snatching	0	0	0	0
Theft - Shoplifting	0	0	0	0
Theft From Building	0	0	0	0
Theft From Coin Machine	0	0	0	0
Theft From Motor Vehicle	1	0	0	0
Theft of Motor Vehicle Parts	0	0	0	0
Theft - All Other Larceny	0	0	0	0
Crimes Against Society				
Drug/Narcotic Violations	0	0	0	0
Drug/Narcotic Equipment Violations	1	1	1	0
Gambling - Betting/Wagering	0	0	0	0
Gambling - Operating/Promoting	0	0	0	0
Gambling - Equipment Violations	0	0	0	0
Gambling - Sports Tampering	0	0	0	0
Pornography/Obscene Material	0	0	0	0
Prostitution	0	0	0	0
Prostitution Assisting/Promoting	0	0	0	0
Purchasing Prostitution	0	0	0	0
Weapon Law Violations	0	0	0	0
Total Group A Offenses	3	2	1	0



2013 Population Estimate	N/A
Offense Overview	
Offense Total	1
Number Cleared	0
Percent Cleared	0.00 %
Group A Crimes per 100,000 population	N/A
Arrest Overview	
Total Arrests	0
Adult Arrests	0
Juvenile Arrests	0
Unknown Age	0
Arrests per 100,000 population	N/A
Average number offenses/incident	1.00

Domestic Violence Victims		
Offense	Reported	Cleared
Murder	0	0
Aggravated Assault	0	0
Simple Assault	0	0
Intimidation	0	0
Stalking	0	0
Forcible Rape	0	0
Forcible Sodomy	0	0
Sexual Assault W/Object	0	0
Forcible Fondling	0	0
Incest	0	0
Statutory Rape	0	0
Kidnapping/Abduction	0	0
Total	0	0

TIBRS Group B Arrests		
Offense	Adult	Juvenile
Bad Checks	0	0
Curfew/Vagrancy	0	0
Disorderly Conduct	0	0
DUI	0	0
Drunkenness	0	0
Family-Non Violent	0	0
Liquor Law Violations	0	0
Peeping Tom	0	0
Trespass	0	0
All Other Offenses	0	0
Total Group B	0	0

TIBRS Group A Offenses	Offenses		Arrests	
	Reported	Cleared	Adult	Juvenile
Crimes Against Persons				
Murder	0	0	0	0
Negligent Manslaughter	0	0	0	0
Kidnapping/Abduction	0	0	0	0
Forcible Rape	0	0	0	0
Forcible Sodomy	0	0	0	0
Sexual Assault W/Object	0	0	0	0
Forcible Fondling	0	0	0	0
Incest	0	0	0	0
Statutory Rape	0	0	0	0
Aggravated Assault	0	0	0	0
Simple Assault	0	0	0	0
Intimidation	0	0	0	0
Stalking	0	0	0	0
Commercial Sex Acts	0	0	0	0
Involuntary Servitude	0	0	0	0
Crimes Against Property				
Arson	0	0	0	0
Bribery	0	0	0	0
Burglary	0	0	0	0
Counterfeiting/Forgery	0	0	0	0
Destruction/Damage/Vandalism	0	0	0	0
Embezzlement	0	0	0	0
Extortion/Blackmail	0	0	0	0
Fraud - False Pretenses	0	0	0	0
Fraud - Credit Card/ATM	0	0	0	0
Fraud - Impersonation	0	0	0	0
Fraud - Welfare	0	0	0	0
Fraud - Wire	0	0	0	0
Motor Vehicle Theft	0	0	0	0
Robbery	0	0	0	0
Stolen Property Offenses	0	0	0	0
Theft - Pocket-picking	0	0	0	0
Theft - Purse Snatching	0	0	0	0
Theft - Shoplifting	0	0	0	0
Theft From Building	1	0	0	0
Theft From Coin Machine	0	0	0	0
Theft From Motor Vehicle	0	0	0	0
Theft of Motor Vehicle Parts	0	0	0	0
Theft - All Other Larceny	0	0	0	0
Crimes Against Society				
Drug/Narcotic Violations	0	0	0	0
Drug/Narcotic Equipment Violations	0	0	0	0
Gambling - Betting/Wagering	0	0	0	0
Gambling - Operating/Promoting	0	0	0	0
Gambling - Equipment Violations	0	0	0	0
Gambling - Sports Tampering	0	0	0	0
Pornography/Obscene Material	0	0	0	0
Prostitution	0	0	0	0
Prostitution Assisting/Promoting	0	0	0	0
Purchasing Prostitution	0	0	0	0
Weapon Law Violations	0	0	0	0
Total Group A Offenses	1	0	0	0



2013 Population Estimate	N/A
Offense Overview	
Offense Total	2
Number Cleared	0
Percent Cleared	0.00 %
Group A Crimes per 100,000 population	N/A
Arrest Overview	
Total Arrests	0
Adult Arrests	0
Juvenile Arrests	0
Unknown Age	0
Arrests per 100,000 population	N/A
Average number offenses/incident	1.00

Domestic Violence Victims		
Offense	Reported	Cleared
Murder	0	0
Aggravated Assault	0	0
Simple Assault	0	0
Intimidation	0	0
Stalking	0	0
Forcible Rape	0	0
Forcible Sodomy	0	0
Sexual Assault W/Object	0	0
Forcible Fondling	0	0
Incest	0	0
Statutory Rape	0	0
Kidnapping/Abduction	0	0
Total	0	0

TIBRS Group B Arrests		
Offense	Adult	Juvenile
Bad Checks	0	0
Curfew/Vagrancy	0	0
Disorderly Conduct	0	0
DUI	0	0
Drunkenness	0	0
Family-Non Violent	0	0
Liquor Law Violations	0	0
Peeping Tom	0	0
Trespass	0	0
All Other Offenses	0	0
Total Group B	0	0

TIBRS Group A Offenses	Offenses		Arrests	
	Reported	Cleared	Adult	Juvenile
Crimes Against Persons				
Murder	0	0	0	0
Negligent Manslaughter	0	0	0	0
Kidnapping/Abduction	0	0	0	0
Forcible Rape	0	0	0	0
Forcible Sodomy	0	0	0	0
Sexual Assault W/Object	0	0	0	0
Forcible Fondling	0	0	0	0
Incest	0	0	0	0
Statutory Rape	0	0	0	0
Aggravated Assault	0	0	0	0
Simple Assault	0	0	0	0
Intimidation	0	0	0	0
Stalking	0	0	0	0
Commercial Sex Acts	0	0	0	0
Involuntary Servitude	0	0	0	0
Crimes Against Property				
Arson	0	0	0	0
Bribery	0	0	0	0
Burglary	0	0	0	0
Counterfeiting/Forgery	0	0	0	0
Destruction/Damage/Vandalism	0	0	0	0
Embezzlement	0	0	0	0
Extortion/Blackmail	0	0	0	0
Fraud - False Pretenses	0	0	0	0
Fraud - Credit Card/ATM	0	0	0	0
Fraud - Impersonation	0	0	0	0
Fraud - Welfare	0	0	0	0
Fraud - Wire	0	0	0	0
Motor Vehicle Theft	0	0	0	0
Robbery	0	0	0	0
Stolen Property Offenses	0	0	0	0
Theft - Pocket-picking	0	0	0	0
Theft - Purse Snatching	0	0	0	0
Theft - Shoplifting	0	0	0	0
Theft From Building	1	0	0	0
Theft From Coin Machine	0	0	0	0
Theft From Motor Vehicle	1	0	0	0
Theft of Motor Vehicle Parts	0	0	0	0
Theft - All Other Larceny	0	0	0	0
Crimes Against Society				
Drug/Narcotic Violations	0	0	0	0
Drug/Narcotic Equipment Violations	0	0	0	0
Gambling - Betting/Wagering	0	0	0	0
Gambling - Operating/Promoting	0	0	0	0
Gambling - Equipment Violations	0	0	0	0
Gambling - Sports Tampering	0	0	0	0
Pornography/Obscene Material	0	0	0	0
Prostitution	0	0	0	0
Prostitution Assisting/Promoting	0	0	0	0
Purchasing Prostitution	0	0	0	0
Weapon Law Violations	0	0	0	0
Total Group A Offenses	2	0	0	0



Old Stone Fort State Archeological Park - 2014

2013 Population Estimate	N/A
Offense Overview	
Offense Total	15
Number Cleared	9
Percent Cleared	60.00 %
Group A Crimes per 100,000 population	N/A
Arrest Overview	
Total Arrests	8
Adult Arrests	6
Juvenile Arrests	2
Unknown Age	0
Arrests per 100,000 population	N/A
Average number offenses/incident	1.36

Domestic Violence Victims		
Offense	Reported	Cleared
Murder	0	0
Aggravated Assault	0	0
Simple Assault	0	0
Intimidation	0	0
Stalking	0	0
Forcible Rape	0	0
Forcible Sodomy	0	0
Sexual Assault W/Object	0	0
Forcible Fondling	0	0
Incest	0	0
Statutory Rape	0	0
Kidnapping/Abduction	0	0
Total	0	0

TIBRS Group B Arrests		
Offense	Adult	Juvenile
Bad Checks	0	0
Curfew/Vagrancy	0	0
Disorderly Conduct	0	0
DUI	0	0
Drunkenness	1	0
Family-Non Violent	0	0
Liquor Law Violations	0	0
Peeping Tom	0	0
Trespass	0	0
All Other Offenses	0	1
Total Group B	1	1

TIBRS Group A Offenses	Offenses		Arrests	
	Reported	Cleared	Adult	Juvenile
Crimes Against Persons				
Murder	0	0	0	0
Negligent Manslaughter	0	0	0	0
Kidnapping/Abduction	0	0	0	0
Forcible Rape	0	0	0	0
Forcible Sodomy	0	0	0	0
Sexual Assault W/Object	0	0	0	0
Forcible Fondling	0	0	0	0
Incest	0	0	0	0
Statutory Rape	0	0	0	0
Aggravated Assault	0	0	0	0
Simple Assault	0	0	0	0
Intimidation	0	0	0	0
Stalking	0	0	0	0
Commercial Sex Acts	0	0	0	0
Involuntary Servitude	0	0	0	0
Crimes Against Property				
Arson	1	0	0	0
Bribery	0	0	0	0
Burglary	1	1	0	1
Counterfeiting/Forgery	0	0	0	0
Destruction/Damage/Vandalism	0	0	0	0
Embezzlement	0	0	0	0
Extortion/Blackmail	0	0	0	0
Fraud - False Pretenses	0	0	0	0
Fraud - Credit Card/ATM	0	0	0	0
Fraud - Impersonation	0	0	0	0
Fraud - Welfare	0	0	0	0
Fraud - Wire	0	0	0	0
Motor Vehicle Theft	1	0	0	0
Robbery	0	0	0	0
Stolen Property Offenses	0	0	0	0
Theft - Pocket-picking	0	0	0	0
Theft - Purse Snatching	0	0	0	0
Theft - Shoplifting	0	0	0	0
Theft From Building	0	0	0	0
Theft From Coin Machine	0	0	0	0
Theft From Motor Vehicle	3	0	0	0
Theft of Motor Vehicle Parts	1	0	0	0
Theft - All Other Larceny	0	0	0	0
Crimes Against Society				
Drug/Narcotic Violations	4	4	5	0
Drug/Narcotic Equipment Violations	4	4	0	0
Gambling - Betting/Wagering	0	0	0	0
Gambling - Operating/Promoting	0	0	0	0
Gambling - Equipment Violations	0	0	0	0
Gambling - Sports Tampering	0	0	0	0
Pornography/Obscene Material	0	0	0	0
Prostitution	0	0	0	0
Prostitution Assisting/Promoting	0	0	0	0
Purchasing Prostitution	0	0	0	0
Weapon Law Violations	0	0	0	0
Total Group A Offenses	15	9	5	1



2013 Population Estimate	N/A
Offense Overview	
Offense Total	2
Number Cleared	0
Percent Cleared	0.00 %
Group A Crimes per 100,000 population	N/A
Arrest Overview	
Total Arrests	0
Adult Arrests	0
Juvenile Arrests	0
Unknown Age	0
Arrests per 100,000 population	N/A
Average number offenses/incident	1.00

Domestic Violence Victims		
Offense	Reported	Cleared
Murder	0	0
Aggravated Assault	0	0
Simple Assault	0	0
Intimidation	0	0
Stalking	0	0
Forcible Rape	0	0
Forcible Sodomy	0	0
Sexual Assault W/Object	0	0
Forcible Fondling	0	0
Incest	0	0
Statutory Rape	0	0
Kidnapping/Abduction	0	0
Total	0	0

TIBRS Group B Arrests		
Offense	Adult	Juvenile
Bad Checks	0	0
Curfew/Vagrancy	0	0
Disorderly Conduct	0	0
DUI	0	0
Drunkenness	0	0
Family-Non Violent	0	0
Liquor Law Violations	0	0
Peeping Tom	0	0
Trespass	0	0
All Other Offenses	0	0
Total Group B	0	0

TIBRS Group A Offenses	Offenses		Arrests	
	Reported	Cleared	Adult	Juvenile
Crimes Against Persons				
Murder	0	0	0	0
Negligent Manslaughter	0	0	0	0
Kidnapping/Abduction	0	0	0	0
Forcible Rape	0	0	0	0
Forcible Sodomy	0	0	0	0
Sexual Assault W/Object	0	0	0	0
Forcible Fondling	0	0	0	0
Incest	0	0	0	0
Statutory Rape	0	0	0	0
Aggravated Assault	0	0	0	0
Simple Assault	0	0	0	0
Intimidation	0	0	0	0
Stalking	0	0	0	0
Commercial Sex Acts	0	0	0	0
Involuntary Servitude	0	0	0	0
Crimes Against Property				
Arson	0	0	0	0
Bribery	0	0	0	0
Burglary	0	0	0	0
Counterfeiting/Forgery	0	0	0	0
Destruction/Damage/Vandalism	2	0	0	0
Embezzlement	0	0	0	0
Extortion/Blackmail	0	0	0	0
Fraud - False Pretenses	0	0	0	0
Fraud - Credit Card/ATM	0	0	0	0
Fraud - Impersonation	0	0	0	0
Fraud - Welfare	0	0	0	0
Fraud - Wire	0	0	0	0
Motor Vehicle Theft	0	0	0	0
Robbery	0	0	0	0
Stolen Property Offenses	0	0	0	0
Theft - Pocket-picking	0	0	0	0
Theft - Purse Snatching	0	0	0	0
Theft - Shoplifting	0	0	0	0
Theft From Building	0	0	0	0
Theft From Coin Machine	0	0	0	0
Theft From Motor Vehicle	0	0	0	0
Theft of Motor Vehicle Parts	0	0	0	0
Theft - All Other Larceny	0	0	0	0
Crimes Against Society				
Drug/Narcotic Violations	0	0	0	0
Drug/Narcotic Equipment Violations	0	0	0	0
Gambling - Betting/Wagering	0	0	0	0
Gambling - Operating/Promoting	0	0	0	0
Gambling - Equipment Violations	0	0	0	0
Gambling - Sports Tampering	0	0	0	0
Pornography/Obscene Material	0	0	0	0
Prostitution	0	0	0	0
Prostitution Assisting/Promoting	0	0	0	0
Purchasing Prostitution	0	0	0	0
Weapon Law Violations	0	0	0	0
Total Group A Offenses	2	0	0	0



2013 Population Estimate	N/A
Offense Overview	
Offense Total	11
Number Cleared	0
Percent Cleared	0.00 %
Group A Crimes per 100,000 population	N/A
Arrest Overview	
Total Arrests	0
Adult Arrests	0
Juvenile Arrests	0
Unknown Age	0
Arrests per 100,000 population	N/A
Average number offenses/incident	1.22

Domestic Violence Victims		
Offense	Reported	Cleared
Murder	0	0
Aggravated Assault	0	0
Simple Assault	0	0
Intimidation	0	0
Stalking	0	0
Forcible Rape	0	0
Forcible Sodomy	0	0
Sexual Assault W/Object	0	0
Forcible Fondling	0	0
Incest	0	0
Statutory Rape	0	0
Kidnapping/Abduction	0	0
Total	0	0

TIBRS Group B Arrests		
Offense	Adult	Juvenile
Bad Checks	0	0
Curfew/Vagrancy	0	0
Disorderly Conduct	0	0
DUI	0	0
Drunkenness	0	0
Family-Non Violent	0	0
Liquor Law Violations	0	0
Peeping Tom	0	0
Trespass	0	0
All Other Offenses	0	0
Total Group B	0	0

TIBRS Group A Offenses	Offenses		Arrests	
	Reported	Cleared	Adult	Juvenile
Crimes Against Persons				
Murder	0	0	0	0
Negligent Manslaughter	0	0	0	0
Kidnapping/Abduction	0	0	0	0
Forcible Rape	0	0	0	0
Forcible Sodomy	0	0	0	0
Sexual Assault W/Object	0	0	0	0
Forcible Fondling	0	0	0	0
Incest	0	0	0	0
Statutory Rape	0	0	0	0
Aggravated Assault	0	0	0	0
Simple Assault	0	0	0	0
Intimidation	0	0	0	0
Stalking	0	0	0	0
Commercial Sex Acts	0	0	0	0
Involuntary Servitude	0	0	0	0
Crimes Against Property				
Arson	0	0	0	0
Bribery	0	0	0	0
Burglary	1	0	0	0
Counterfeiting/Forgery	0	0	0	0
Destruction/Damage/Vandalism	4	0	0	0
Embezzlement	0	0	0	0
Extortion/Blackmail	0	0	0	0
Fraud - False Pretenses	0	0	0	0
Fraud - Credit Card/ATM	0	0	0	0
Fraud - Impersonation	0	0	0	0
Fraud - Welfare	0	0	0	0
Fraud - Wire	0	0	0	0
Motor Vehicle Theft	1	0	0	0
Robbery	0	0	0	0
Stolen Property Offenses	0	0	0	0
Theft - Pocket-picking	0	0	0	0
Theft - Purse Snatching	0	0	0	0
Theft - Shoplifting	0	0	0	0
Theft From Building	2	0	0	0
Theft From Coin Machine	0	0	0	0
Theft From Motor Vehicle	1	0	0	0
Theft of Motor Vehicle Parts	0	0	0	0
Theft - All Other Larceny	2	0	0	0
Crimes Against Society				
Drug/Narcotic Violations	0	0	0	0
Drug/Narcotic Equipment Violations	0	0	0	0
Gambling - Betting/Wagering	0	0	0	0
Gambling - Operating/Promoting	0	0	0	0
Gambling - Equipment Violations	0	0	0	0
Gambling - Sports Tampering	0	0	0	0
Pornography/Obscene Material	0	0	0	0
Prostitution	0	0	0	0
Prostitution Assisting/Promoting	0	0	0	0
Purchasing Prostitution	0	0	0	0
Weapon Law Violations	0	0	0	0
Total Group A Offenses	11	0	0	0



Pickett State Park - 2014

2013 Population Estimate	N/A
Offense Overview	
Offense Total	6
Number Cleared	2
Percent Cleared	33.33 %
Group A Crimes per 100,000 population	N/A
Arrest Overview	
Total Arrests	2
Adult Arrests	2
Juvenile Arrests	0
Unknown Age	0
Arrests per 100,000 population	N/A
Average number offenses/incident	2.00

Domestic Violence Victims		
Offense	Reported	Cleared
Murder	0	0
Aggravated Assault	0	0
Simple Assault	0	0
Intimidation	0	0
Stalking	0	0
Forcible Rape	0	0
Forcible Sodomy	0	0
Sexual Assault W/Object	0	0
Forcible Fondling	0	0
Incest	0	0
Statutory Rape	0	0
Kidnapping/Abduction	0	0
Total	0	0

TIBRS Group B Arrests		
Offense	Adult	Juvenile
Bad Checks	0	0
Curfew/Vagrancy	0	0
Disorderly Conduct	0	0
DUI	0	0
Drunkenness	1	0
Family-Non Violent	0	0
Liquor Law Violations	0	0
Peeping Tom	0	0
Trespass	0	0
All Other Offenses	0	0
Total Group B	1	0

TIBRS Group A Offenses	Offenses		Arrests	
	Reported	Cleared	Adult	Juvenile
Crimes Against Persons				
Murder	0	0	0	0
Negligent Manslaughter	0	0	0	0
Kidnapping/Abduction	0	0	0	0
Forcible Rape	0	0	0	0
Forcible Sodomy	0	0	0	0
Sexual Assault W/Object	0	0	0	0
Forcible Fondling	0	0	0	0
Incest	0	0	0	0
Statutory Rape	0	0	0	0
Aggravated Assault	0	0	0	0
Simple Assault	0	0	0	0
Intimidation	0	0	0	0
Stalking	0	0	0	0
Commercial Sex Acts	0	0	0	0
Involuntary Servitude	0	0	0	0
Crimes Against Property				
Arson	0	0	0	0
Bribery	0	0	0	0
Burglary	0	0	0	0
Counterfeiting/Forgery	0	0	0	0
Destruction/Damage/Vandalism	0	0	0	0
Embezzlement	0	0	0	0
Extortion/Blackmail	0	0	0	0
Fraud - False Pretenses	0	0	0	0
Fraud - Credit Card/ATM	0	0	0	0
Fraud - Impersonation	0	0	0	0
Fraud - Welfare	0	0	0	0
Fraud - Wire	0	0	0	0
Motor Vehicle Theft	0	0	0	0
Robbery	0	0	0	0
Stolen Property Offenses	0	0	0	0
Theft - Pocket-picking	0	0	0	0
Theft - Purse Snatching	0	0	0	0
Theft - Shoplifting	0	0	0	0
Theft From Building	0	0	0	0
Theft From Coin Machine	0	0	0	0
Theft From Motor Vehicle	0	0	0	0
Theft of Motor Vehicle Parts	0	0	0	0
Theft - All Other Larceny	1	0	0	0
Crimes Against Society				
Drug/Narcotic Violations	2	1	1	0
Drug/Narcotic Equipment Violations	2	1	0	0
Gambling - Betting/Wagering	0	0	0	0
Gambling - Operating/Promoting	0	0	0	0
Gambling - Equipment Violations	0	0	0	0
Gambling - Sports Tampering	0	0	0	0
Pornography/Obscene Material	0	0	0	0
Prostitution	0	0	0	0
Prostitution Assisting/Promoting	0	0	0	0
Purchasing Prostitution	0	0	0	0
Weapon Law Violations	1	0	0	0
Total Group A Offenses	6	2	1	0



Pickwick Landing State Park - 2014

2013 Population Estimate	N/A
Offense Overview	
Offense Total	10
Number Cleared	1
Percent Cleared	10.00 %
Group A Crimes per 100,000 population	N/A
Arrest Overview	
Total Arrests	1
Adult Arrests	1
Juvenile Arrests	0
Unknown Age	0
Arrests per 100,000 population	N/A
Average number offenses/incident	1.00

Domestic Violence Victims		
Offense	Reported	Cleared
Murder	0	0
Aggravated Assault	0	0
Simple Assault	0	0
Intimidation	0	0
Stalking	0	0
Forcible Rape	0	0
Forcible Sodomy	0	0
Sexual Assault W/Object	0	0
Forcible Fondling	0	0
Incest	0	0
Statutory Rape	0	0
Kidnapping/Abduction	0	0
Total	0	0

TIBRS Group B Arrests		
Offense	Adult	Juvenile
Bad Checks	0	0
Curfew/Vagrancy	0	0
Disorderly Conduct	0	0
DUI	0	0
Drunkenness	0	0
Family-Non Violent	0	0
Liquor Law Violations	0	0
Peeping Tom	0	0
Trespass	0	0
All Other Offenses	0	0
Total Group B	0	0

TIBRS Group A Offenses	Offenses		Arrests	
	Reported	Cleared	Adult	Juvenile
Crimes Against Persons				
Murder	0	0	0	0
Negligent Manslaughter	0	0	0	0
Kidnapping/Abduction	0	0	0	0
Forcible Rape	0	0	0	0
Forcible Sodomy	0	0	0	0
Sexual Assault W/Object	0	0	0	0
Forcible Fondling	0	0	0	0
Incest	0	0	0	0
Statutory Rape	0	0	0	0
Aggravated Assault	0	0	0	0
Simple Assault	0	0	0	0
Intimidation	0	0	0	0
Stalking	0	0	0	0
Commercial Sex Acts	0	0	0	0
Involuntary Servitude	0	0	0	0
Crimes Against Property				
Arson	0	0	0	0
Bribery	0	0	0	0
Burglary	0	0	0	0
Counterfeiting/Forgery	0	0	0	0
Destruction/Damage/Vandalism	0	0	0	0
Embezzlement	0	0	0	0
Extortion/Blackmail	0	0	0	0
Fraud - False Pretenses	1	0	0	0
Fraud - Credit Card/ATM	0	0	0	0
Fraud - Impersonation	0	0	0	0
Fraud - Welfare	0	0	0	0
Fraud - Wire	0	0	0	0
Motor Vehicle Theft	0	0	0	0
Robbery	0	0	0	0
Stolen Property Offenses	0	0	0	0
Theft - Pocket-picking	0	0	0	0
Theft - Purse Snatching	0	0	0	0
Theft - Shoplifting	0	0	0	0
Theft From Building	3	0	0	0
Theft From Coin Machine	0	0	0	0
Theft From Motor Vehicle	1	0	0	0
Theft of Motor Vehicle Parts	1	0	0	0
Theft - All Other Larceny	4	1	1	0
Crimes Against Society				
Drug/Narcotic Violations	0	0	0	0
Drug/Narcotic Equipment Violations	0	0	0	0
Gambling - Betting/Wagering	0	0	0	0
Gambling - Operating/Promoting	0	0	0	0
Gambling - Equipment Violations	0	0	0	0
Gambling - Sports Tampering	0	0	0	0
Pornography/Obscene Material	0	0	0	0
Prostitution	0	0	0	0
Prostitution Assisting/Promoting	0	0	0	0
Purchasing Prostitution	0	0	0	0
Weapon Law Violations	0	0	0	0
Total Group A Offenses	10	1	1	0



2013 Population Estimate	N/A
Offense Overview	
Offense Total	1
Number Cleared	0
Percent Cleared	0.00 %
Group A Crimes per 100,000 population	N/A
Arrest Overview	
Total Arrests	0
Adult Arrests	0
Juvenile Arrests	0
Unknown Age	0
Arrests per 100,000 population	N/A
Average number offenses/incident	1.00

Domestic Violence Victims		
Offense	Reported	Cleared
Murder	0	0
Aggravated Assault	0	0
Simple Assault	0	0
Intimidation	0	0
Stalking	0	0
Forcible Rape	0	0
Forcible Sodomy	0	0
Sexual Assault W/Object	0	0
Forcible Fondling	0	0
Incest	0	0
Statutory Rape	0	0
Kidnapping/Abduction	0	0
Total	0	0

TIBRS Group B Arrests		
Offense	Adult	Juvenile
Bad Checks	0	0
Curfew/Vagrancy	0	0
Disorderly Conduct	0	0
DUI	0	0
Drunkenness	0	0
Family-Non Violent	0	0
Liquor Law Violations	0	0
Peeping Tom	0	0
Trespass	0	0
All Other Offenses	0	0
Total Group B	0	0

TIBRS Group A Offenses	Offenses		Arrests	
	Reported	Cleared	Adult	Juvenile
Crimes Against Persons				
Murder	0	0	0	0
Negligent Manslaughter	0	0	0	0
Kidnapping/Abduction	0	0	0	0
Forcible Rape	0	0	0	0
Forcible Sodomy	0	0	0	0
Sexual Assault W/Object	0	0	0	0
Forcible Fondling	0	0	0	0
Incest	0	0	0	0
Statutory Rape	0	0	0	0
Aggravated Assault	0	0	0	0
Simple Assault	0	0	0	0
Intimidation	0	0	0	0
Stalking	0	0	0	0
Commercial Sex Acts	0	0	0	0
Involuntary Servitude	0	0	0	0
Crimes Against Property				
Arson	0	0	0	0
Bribery	0	0	0	0
Burglary	0	0	0	0
Counterfeiting/Forgery	0	0	0	0
Destruction/Damage/Vandalism	1	0	0	0
Embezzlement	0	0	0	0
Extortion/Blackmail	0	0	0	0
Fraud - False Pretenses	0	0	0	0
Fraud - Credit Card/ATM	0	0	0	0
Fraud - Impersonation	0	0	0	0
Fraud - Welfare	0	0	0	0
Fraud - Wire	0	0	0	0
Motor Vehicle Theft	0	0	0	0
Robbery	0	0	0	0
Stolen Property Offenses	0	0	0	0
Theft - Pocket-picking	0	0	0	0
Theft - Purse Snatching	0	0	0	0
Theft - Shoplifting	0	0	0	0
Theft From Building	0	0	0	0
Theft From Coin Machine	0	0	0	0
Theft From Motor Vehicle	0	0	0	0
Theft of Motor Vehicle Parts	0	0	0	0
Theft - All Other Larceny	0	0	0	0
Crimes Against Society				
Drug/Narcotic Violations	0	0	0	0
Drug/Narcotic Equipment Violations	0	0	0	0
Gambling - Betting/Wagering	0	0	0	0
Gambling - Operating/Promoting	0	0	0	0
Gambling - Equipment Violations	0	0	0	0
Gambling - Sports Tampering	0	0	0	0
Pornography/Obscene Material	0	0	0	0
Prostitution	0	0	0	0
Prostitution Assisting/Promoting	0	0	0	0
Purchasing Prostitution	0	0	0	0
Weapon Law Violations	0	0	0	0
Total Group A Offenses	1	0	0	0



2013 Population Estimate	N/A
Offense Overview	
Offense Total	1
Number Cleared	0
Percent Cleared	0.00 %
Group A Crimes per 100,000 population	N/A
Arrest Overview	
Total Arrests	0
Adult Arrests	0
Juvenile Arrests	0
Unknown Age	0
Arrests per 100,000 population	N/A
Average number offenses/incident	1.00

Domestic Violence Victims		
Offense	Reported	Cleared
Murder	0	0
Aggravated Assault	0	0
Simple Assault	0	0
Intimidation	0	0
Stalking	0	0
Forcible Rape	0	0
Forcible Sodomy	0	0
Sexual Assault W/Object	0	0
Forcible Fondling	0	0
Incest	0	0
Statutory Rape	0	0
Kidnapping/Abduction	0	0
Total	0	0

TIBRS Group B Arrests		
Offense	Adult	Juvenile
Bad Checks	0	0
Curfew/Vagrancy	0	0
Disorderly Conduct	0	0
DUI	0	0
Drunkenness	0	0
Family-Non Violent	0	0
Liquor Law Violations	0	0
Peeping Tom	0	0
Trespass	0	0
All Other Offenses	0	0
Total Group B	0	0

TIBRS Group A Offenses	Offenses		Arrests	
	Reported	Cleared	Adult	Juvenile
Crimes Against Persons				
Murder	0	0	0	0
Negligent Manslaughter	0	0	0	0
Kidnapping/Abduction	0	0	0	0
Forcible Rape	0	0	0	0
Forcible Sodomy	0	0	0	0
Sexual Assault W/Object	0	0	0	0
Forcible Fondling	0	0	0	0
Incest	0	0	0	0
Statutory Rape	0	0	0	0
Aggravated Assault	0	0	0	0
Simple Assault	0	0	0	0
Intimidation	0	0	0	0
Stalking	0	0	0	0
Commercial Sex Acts	0	0	0	0
Involuntary Servitude	0	0	0	0
Crimes Against Property				
Arson	0	0	0	0
Bribery	0	0	0	0
Burglary	0	0	0	0
Counterfeiting/Forgery	0	0	0	0
Destruction/Damage/Vandalism	0	0	0	0
Embezzlement	0	0	0	0
Extortion/Blackmail	0	0	0	0
Fraud - False Pretenses	0	0	0	0
Fraud - Credit Card/ATM	0	0	0	0
Fraud - Impersonation	0	0	0	0
Fraud - Welfare	0	0	0	0
Fraud - Wire	0	0	0	0
Motor Vehicle Theft	0	0	0	0
Robbery	0	0	0	0
Stolen Property Offenses	0	0	0	0
Theft - Pocket-picking	0	0	0	0
Theft - Purse Snatching	0	0	0	0
Theft - Shoplifting	0	0	0	0
Theft From Building	0	0	0	0
Theft From Coin Machine	0	0	0	0
Theft From Motor Vehicle	1	0	0	0
Theft of Motor Vehicle Parts	0	0	0	0
Theft - All Other Larceny	0	0	0	0
Crimes Against Society				
Drug/Narcotic Violations	0	0	0	0
Drug/Narcotic Equipment Violations	0	0	0	0
Gambling - Betting/Wagering	0	0	0	0
Gambling - Operating/Promoting	0	0	0	0
Gambling - Equipment Violations	0	0	0	0
Gambling - Sports Tampering	0	0	0	0
Pornography/Obscene Material	0	0	0	0
Prostitution	0	0	0	0
Prostitution Assisting/Promoting	0	0	0	0
Purchasing Prostitution	0	0	0	0
Weapon Law Violations	0	0	0	0
Total Group A Offenses	1	0	0	0



Red Clay State Historic Park - 2014

2013 Population Estimate	N/A
Offense Overview	
Offense Total	0
Number Cleared	0
Percent Cleared	0.00 %
Group A Crimes per 100,000 population	N/A
Arrest Overview	
Total Arrests	0
Adult Arrests	0
Juvenile Arrests	0
Unknown Age	0
Arrests per 100,000 population	N/A
Average number offenses/incident	0.00

Domestic Violence Victims		
Offense	Reported	Cleared
Murder	0	0
Aggravated Assault	0	0
Simple Assault	0	0
Intimidation	0	0
Stalking	0	0
Forcible Rape	0	0
Forcible Sodomy	0	0
Sexual Assault W/Object	0	0
Forcible Fondling	0	0
Incest	0	0
Statutory Rape	0	0
Kidnapping/Abduction	0	0
Total	0	0

TIBRS Group B Arrests		
Offense	Adult	Juvenile
Bad Checks	0	0
Curfew/Vagrancy	0	0
Disorderly Conduct	0	0
DUI	0	0
Drunkenness	0	0
Family-Non Violent	0	0
Liquor Law Violations	0	0
Peeping Tom	0	0
Trespass	0	0
All Other Offenses	0	0
Total Group B	0	0

TIBRS Group A Offenses	Offenses		Arrests	
	Reported	Cleared	Adult	Juvenile
Crimes Against Persons				
Murder	0	0	0	0
Negligent Manslaughter	0	0	0	0
Kidnapping/Abduction	0	0	0	0
Forcible Rape	0	0	0	0
Forcible Sodomy	0	0	0	0
Sexual Assault W/Object	0	0	0	0
Forcible Fondling	0	0	0	0
Incest	0	0	0	0
Statutory Rape	0	0	0	0
Aggravated Assault	0	0	0	0
Simple Assault	0	0	0	0
Intimidation	0	0	0	0
Stalking	0	0	0	0
Commercial Sex Acts	0	0	0	0
Involuntary Servitude	0	0	0	0
Crimes Against Property				
Arson	0	0	0	0
Bribery	0	0	0	0
Burglary	0	0	0	0
Counterfeiting/Forgery	0	0	0	0
Destruction/Damage/Vandalism	0	0	0	0
Embezzlement	0	0	0	0
Extortion/Blackmail	0	0	0	0
Fraud - False Pretenses	0	0	0	0
Fraud - Credit Card/ATM	0	0	0	0
Fraud - Impersonation	0	0	0	0
Fraud - Welfare	0	0	0	0
Fraud - Wire	0	0	0	0
Motor Vehicle Theft	0	0	0	0
Robbery	0	0	0	0
Stolen Property Offenses	0	0	0	0
Theft - Pocket-picking	0	0	0	0
Theft - Purse Snatching	0	0	0	0
Theft - Shoplifting	0	0	0	0
Theft From Building	0	0	0	0
Theft From Coin Machine	0	0	0	0
Theft From Motor Vehicle	0	0	0	0
Theft of Motor Vehicle Parts	0	0	0	0
Theft - All Other Larceny	0	0	0	0
Crimes Against Society				
Drug/Narcotic Violations	0	0	0	0
Drug/Narcotic Equipment Violations	0	0	0	0
Gambling - Betting/Wagering	0	0	0	0
Gambling - Operating/Promoting	0	0	0	0
Gambling - Equipment Violations	0	0	0	0
Gambling - Sports Tampering	0	0	0	0
Pornography/Obscene Material	0	0	0	0
Prostitution	0	0	0	0
Prostitution Assisting/Promoting	0	0	0	0
Purchasing Prostitution	0	0	0	0
Weapon Law Violations	0	0	0	0
Total Group A Offenses	0	0	0	0



2013 Population Estimate	N/A
Offense Overview	
Offense Total	0
Number Cleared	0
Percent Cleared	0.00 %
Group A Crimes per 100,000 population	N/A
Arrest Overview	
Total Arrests	0
Adult Arrests	0
Juvenile Arrests	0
Unknown Age	0
Arrests per 100,000 population	N/A
Average number offenses/incident	0.00

Domestic Violence Victims		
Offense	Reported	Cleared
Murder	0	0
Aggravated Assault	0	0
Simple Assault	0	0
Intimidation	0	0
Stalking	0	0
Forcible Rape	0	0
Forcible Sodomy	0	0
Sexual Assault W/Object	0	0
Forcible Fondling	0	0
Incest	0	0
Statutory Rape	0	0
Kidnapping/Abduction	0	0
Total	0	0

TIBRS Group B Arrests		
Offense	Adult	Juvenile
Bad Checks	0	0
Curfew/Vagrancy	0	0
Disorderly Conduct	0	0
DUI	0	0
Drunkenness	0	0
Family-Non Violent	0	0
Liquor Law Violations	0	0
Peeping Tom	0	0
Trespass	0	0
All Other Offenses	0	0
Total Group B	0	0

TIBRS Group A Offenses	Offenses		Arrests	
	Reported	Cleared	Adult	Juvenile
Crimes Against Persons				
Murder	0	0	0	0
Negligent Manslaughter	0	0	0	0
Kidnapping/Abduction	0	0	0	0
Forcible Rape	0	0	0	0
Forcible Sodomy	0	0	0	0
Sexual Assault W/Object	0	0	0	0
Forcible Fondling	0	0	0	0
Incest	0	0	0	0
Statutory Rape	0	0	0	0
Aggravated Assault	0	0	0	0
Simple Assault	0	0	0	0
Intimidation	0	0	0	0
Stalking	0	0	0	0
Commercial Sex Acts	0	0	0	0
Involuntary Servitude	0	0	0	0
Crimes Against Property				
Arson	0	0	0	0
Bribery	0	0	0	0
Burglary	0	0	0	0
Counterfeiting/Forgery	0	0	0	0
Destruction/Damage/Vandalism	0	0	0	0
Embezzlement	0	0	0	0
Extortion/Blackmail	0	0	0	0
Fraud - False Pretenses	0	0	0	0
Fraud - Credit Card/ATM	0	0	0	0
Fraud - Impersonation	0	0	0	0
Fraud - Welfare	0	0	0	0
Fraud - Wire	0	0	0	0
Motor Vehicle Theft	0	0	0	0
Robbery	0	0	0	0
Stolen Property Offenses	0	0	0	0
Theft - Pocket-picking	0	0	0	0
Theft - Purse Snatching	0	0	0	0
Theft - Shoplifting	0	0	0	0
Theft From Building	0	0	0	0
Theft From Coin Machine	0	0	0	0
Theft From Motor Vehicle	0	0	0	0
Theft of Motor Vehicle Parts	0	0	0	0
Theft - All Other Larceny	0	0	0	0
Crimes Against Society				
Drug/Narcotic Violations	0	0	0	0
Drug/Narcotic Equipment Violations	0	0	0	0
Gambling - Betting/Wagering	0	0	0	0
Gambling - Operating/Promoting	0	0	0	0
Gambling - Equipment Violations	0	0	0	0
Gambling - Sports Tampering	0	0	0	0
Pornography/Obscene Material	0	0	0	0
Prostitution	0	0	0	0
Prostitution Assisting/Promoting	0	0	0	0
Purchasing Prostitution	0	0	0	0
Weapon Law Violations	0	0	0	0
Total Group A Offenses	0	0	0	0



2013 Population Estimate	N/A
Offense Overview	
Offense Total	0
Number Cleared	0
Percent Cleared	0.00 %
Group A Crimes per 100,000 population	N/A
Arrest Overview	
Total Arrests	2
Adult Arrests	2
Juvenile Arrests	0
Unknown Age	0
Arrests per 100,000 population	N/A
Average number offenses/incident	0.00

Domestic Violence Victims		
Offense	Reported	Cleared
Murder	0	0
Aggravated Assault	0	0
Simple Assault	0	0
Intimidation	0	0
Stalking	0	0
Forcible Rape	0	0
Forcible Sodomy	0	0
Sexual Assault W/Object	0	0
Forcible Fondling	0	0
Incest	0	0
Statutory Rape	0	0
Kidnapping/Abduction	0	0
Total	0	0

TIBRS Group B Arrests		
Offense	Adult	Juvenile
Bad Checks	0	0
Curfew/Vagrancy	0	0
Disorderly Conduct	0	0
DUI	0	0
Drunkenness	0	0
Family-Non Violent	0	0
Liquor Law Violations	0	0
Peeping Tom	0	0
Trespass	2	0
All Other Offenses	0	0
Total Group B	2	0

TIBRS Group A Offenses	Offenses		Arrests	
	Reported	Cleared	Adult	Juvenile
Crimes Against Persons				
Murder	0	0	0	0
Negligent Manslaughter	0	0	0	0
Kidnapping/Abduction	0	0	0	0
Forcible Rape	0	0	0	0
Forcible Sodomy	0	0	0	0
Sexual Assault W/Object	0	0	0	0
Forcible Fondling	0	0	0	0
Incest	0	0	0	0
Statutory Rape	0	0	0	0
Aggravated Assault	0	0	0	0
Simple Assault	0	0	0	0
Intimidation	0	0	0	0
Stalking	0	0	0	0
Commercial Sex Acts	0	0	0	0
Involuntary Servitude	0	0	0	0
Crimes Against Property				
Arson	0	0	0	0
Bribery	0	0	0	0
Burglary	0	0	0	0
Counterfeiting/Forgery	0	0	0	0
Destruction/Damage/Vandalism	0	0	0	0
Embezzlement	0	0	0	0
Extortion/Blackmail	0	0	0	0
Fraud - False Pretenses	0	0	0	0
Fraud - Credit Card/ATM	0	0	0	0
Fraud - Impersonation	0	0	0	0
Fraud - Welfare	0	0	0	0
Fraud - Wire	0	0	0	0
Motor Vehicle Theft	0	0	0	0
Robbery	0	0	0	0
Stolen Property Offenses	0	0	0	0
Theft - Pocket-picking	0	0	0	0
Theft - Purse Snatching	0	0	0	0
Theft - Shoplifting	0	0	0	0
Theft From Building	0	0	0	0
Theft From Coin Machine	0	0	0	0
Theft From Motor Vehicle	0	0	0	0
Theft of Motor Vehicle Parts	0	0	0	0
Theft - All Other Larceny	0	0	0	0
Crimes Against Society				
Drug/Narcotic Violations	0	0	0	0
Drug/Narcotic Equipment Violations	0	0	0	0
Gambling - Betting/Wagering	0	0	0	0
Gambling - Operating/Promoting	0	0	0	0
Gambling - Equipment Violations	0	0	0	0
Gambling - Sports Tampering	0	0	0	0
Pornography/Obscene Material	0	0	0	0
Prostitution	0	0	0	0
Prostitution Assisting/Promoting	0	0	0	0
Purchasing Prostitution	0	0	0	0
Weapon Law Violations	0	0	0	0
Total Group A Offenses	0	0	0	0



2013 Population Estimate	N/A
Offense Overview	
Offense Total	6
Number Cleared	2
Percent Cleared	33.33 %
Group A Crimes per 100,000 population	N/A
Arrest Overview	
Total Arrests	19
Adult Arrests	19
Juvenile Arrests	0
Unknown Age	0
Arrests per 100,000 population	N/A
Average number offenses/incident	1.50

Domestic Violence Victims		
Offense	Reported	Cleared
Murder	0	0
Aggravated Assault	0	0
Simple Assault	0	0
Intimidation	0	0
Stalking	0	0
Forcible Rape	0	0
Forcible Sodomy	0	0
Sexual Assault W/Object	0	0
Forcible Fondling	0	0
Incest	0	0
Statutory Rape	0	0
Kidnapping/Abduction	0	0
Total	0	0

TIBRS Group B Arrests		
Offense	Adult	Juvenile
Bad Checks	0	0
Curfew/Vagrancy	0	0
Disorderly Conduct	0	0
DUI	0	0
Drunkenness	0	0
Family-Non Violent	0	0
Liquor Law Violations	15	0
Peeping Tom	0	0
Trespass	2	0
All Other Offenses	1	0
Total Group B	18	0

TIBRS Group A Offenses	Offenses		Arrests	
	Reported	Cleared	Adult	Juvenile
Crimes Against Persons				
Murder	0	0	0	0
Negligent Manslaughter	0	0	0	0
Kidnapping/Abduction	0	0	0	0
Forcible Rape	0	0	0	0
Forcible Sodomy	0	0	0	0
Sexual Assault W/Object	0	0	0	0
Forcible Fondling	0	0	0	0
Incest	0	0	0	0
Statutory Rape	0	0	0	0
Aggravated Assault	0	0	0	0
Simple Assault	0	0	0	0
Intimidation	0	0	0	0
Stalking	0	0	0	0
Commercial Sex Acts	0	0	0	0
Involuntary Servitude	0	0	0	0
Crimes Against Property				
Arson	0	0	0	0
Bribery	0	0	0	0
Burglary	0	0	0	0
Counterfeiting/Forgery	0	0	0	0
Destruction/Damage/Vandalism	1	0	0	0
Embezzlement	0	0	0	0
Extortion/Blackmail	0	0	0	0
Fraud - False Pretenses	0	0	0	0
Fraud - Credit Card/ATM	0	0	0	0
Fraud - Impersonation	0	0	0	0
Fraud - Welfare	0	0	0	0
Fraud - Wire	0	0	0	0
Motor Vehicle Theft	0	0	0	0
Robbery	0	0	0	0
Stolen Property Offenses	0	0	0	0
Theft - Pocket-picking	0	0	0	0
Theft - Purse Snatching	0	0	0	0
Theft - Shoplifting	0	0	0	0
Theft From Building	0	0	0	0
Theft From Coin Machine	0	0	0	0
Theft From Motor Vehicle	2	0	0	0
Theft of Motor Vehicle Parts	0	0	0	0
Theft - All Other Larceny	1	0	0	0
Crimes Against Society				
Drug/Narcotic Violations	1	1	1	0
Drug/Narcotic Equipment Violations	1	1	0	0
Gambling - Betting/Wagering	0	0	0	0
Gambling - Operating/Promoting	0	0	0	0
Gambling - Equipment Violations	0	0	0	0
Gambling - Sports Tampering	0	0	0	0
Pornography/Obscene Material	0	0	0	0
Prostitution	0	0	0	0
Prostitution Assisting/Promoting	0	0	0	0
Purchasing Prostitution	0	0	0	0
Weapon Law Violations	0	0	0	0
Total Group A Offenses	6	2	1	0



Seven Islands State Birding Park - 2014

2013 Population Estimate	N/A
Offense Overview	
Offense Total	0
Number Cleared	0
Percent Cleared	0.00 %
Group A Crimes per 100,000 population	N/A
Arrest Overview	
Total Arrests	0
Adult Arrests	0
Juvenile Arrests	0
Unknown Age	0
Arrests per 100,000 population	N/A
Average number offenses/incident	0.00

Domestic Violence Victims		
Offense	Reported	Cleared
Murder	0	0
Aggravated Assault	0	0
Simple Assault	0	0
Intimidation	0	0
Stalking	0	0
Forcible Rape	0	0
Forcible Sodomy	0	0
Sexual Assault W/Object	0	0
Forcible Fondling	0	0
Incest	0	0
Statutory Rape	0	0
Kidnapping/Abduction	0	0
Total	0	0

TIBRS Group B Arrests		
Offense	Adult	Juvenile
Bad Checks	0	0
Curfew/Vagrancy	0	0
Disorderly Conduct	0	0
DUI	0	0
Drunkenness	0	0
Family-Non Violent	0	0
Liquor Law Violations	0	0
Peeping Tom	0	0
Trespass	0	0
All Other Offenses	0	0
Total Group B	0	0

TIBRS Group A Offenses	Offenses		Arrests	
	Reported	Cleared	Adult	Juvenile
Crimes Against Persons				
Murder	0	0	0	0
Negligent Manslaughter	0	0	0	0
Kidnapping/Abduction	0	0	0	0
Forcible Rape	0	0	0	0
Forcible Sodomy	0	0	0	0
Sexual Assault W/Object	0	0	0	0
Forcible Fondling	0	0	0	0
Incest	0	0	0	0
Statutory Rape	0	0	0	0
Aggravated Assault	0	0	0	0
Simple Assault	0	0	0	0
Intimidation	0	0	0	0
Stalking	0	0	0	0
Commercial Sex Acts	0	0	0	0
Involuntary Servitude	0	0	0	0
Crimes Against Property				
Arson	0	0	0	0
Bribery	0	0	0	0
Burglary	0	0	0	0
Counterfeiting/Forgery	0	0	0	0
Destruction/Damage/Vandalism	0	0	0	0
Embezzlement	0	0	0	0
Extortion/Blackmail	0	0	0	0
Fraud - False Pretenses	0	0	0	0
Fraud - Credit Card/ATM	0	0	0	0
Fraud - Impersonation	0	0	0	0
Fraud - Welfare	0	0	0	0
Fraud - Wire	0	0	0	0
Motor Vehicle Theft	0	0	0	0
Robbery	0	0	0	0
Stolen Property Offenses	0	0	0	0
Theft - Pocket-picking	0	0	0	0
Theft - Purse Snatching	0	0	0	0
Theft - Shoplifting	0	0	0	0
Theft From Building	0	0	0	0
Theft From Coin Machine	0	0	0	0
Theft From Motor Vehicle	0	0	0	0
Theft of Motor Vehicle Parts	0	0	0	0
Theft - All Other Larceny	0	0	0	0
Crimes Against Society				
Drug/Narcotic Violations	0	0	0	0
Drug/Narcotic Equipment Violations	0	0	0	0
Gambling - Betting/Wagering	0	0	0	0
Gambling - Operating/Promoting	0	0	0	0
Gambling - Equipment Violations	0	0	0	0
Gambling - Sports Tampering	0	0	0	0
Pornography/Obscene Material	0	0	0	0
Prostitution	0	0	0	0
Prostitution Assisting/Promoting	0	0	0	0
Purchasing Prostitution	0	0	0	0
Weapon Law Violations	0	0	0	0
Total Group A Offenses	0	0	0	0



2013 Population Estimate	N/A
Offense Overview	
Offense Total	0
Number Cleared	0
Percent Cleared	0.00 %
Group A Crimes per 100,000 population	N/A
Arrest Overview	
Total Arrests	0
Adult Arrests	0
Juvenile Arrests	0
Unknown Age	0
Arrests per 100,000 population	N/A
Average number offenses/incident	0.00

Domestic Violence Victims		
Offense	Reported	Cleared
Murder	0	0
Aggravated Assault	0	0
Simple Assault	0	0
Intimidation	0	0
Stalking	0	0
Forcible Rape	0	0
Forcible Sodomy	0	0
Sexual Assault W/Object	0	0
Forcible Fondling	0	0
Incest	0	0
Statutory Rape	0	0
Kidnapping/Abduction	0	0
Total	0	0

TIBRS Group B Arrests		
Offense	Adult	Juvenile
Bad Checks	0	0
Curfew/Vagrancy	0	0
Disorderly Conduct	0	0
DUI	0	0
Drunkenness	0	0
Family-Non Violent	0	0
Liquor Law Violations	0	0
Peeping Tom	0	0
Trespass	0	0
All Other Offenses	0	0
Total Group B	0	0

TIBRS Group A Offenses	Offenses		Arrests	
	Reported	Cleared	Adult	Juvenile
Crimes Against Persons				
Murder	0	0	0	0
Negligent Manslaughter	0	0	0	0
Kidnapping/Abduction	0	0	0	0
Forcible Rape	0	0	0	0
Forcible Sodomy	0	0	0	0
Sexual Assault W/Object	0	0	0	0
Forcible Fondling	0	0	0	0
Incest	0	0	0	0
Statutory Rape	0	0	0	0
Aggravated Assault	0	0	0	0
Simple Assault	0	0	0	0
Intimidation	0	0	0	0
Stalking	0	0	0	0
Commercial Sex Acts	0	0	0	0
Involuntary Servitude	0	0	0	0
Crimes Against Property				
Arson	0	0	0	0
Bribery	0	0	0	0
Burglary	0	0	0	0
Counterfeiting/Forgery	0	0	0	0
Destruction/Damage/Vandalism	0	0	0	0
Embezzlement	0	0	0	0
Extortion/Blackmail	0	0	0	0
Fraud - False Pretenses	0	0	0	0
Fraud - Credit Card/ATM	0	0	0	0
Fraud - Impersonation	0	0	0	0
Fraud - Welfare	0	0	0	0
Fraud - Wire	0	0	0	0
Motor Vehicle Theft	0	0	0	0
Robbery	0	0	0	0
Stolen Property Offenses	0	0	0	0
Theft - Pocket-picking	0	0	0	0
Theft - Purse Snatching	0	0	0	0
Theft - Shoplifting	0	0	0	0
Theft From Building	0	0	0	0
Theft From Coin Machine	0	0	0	0
Theft From Motor Vehicle	0	0	0	0
Theft of Motor Vehicle Parts	0	0	0	0
Theft - All Other Larceny	0	0	0	0
Crimes Against Society				
Drug/Narcotic Violations	0	0	0	0
Drug/Narcotic Equipment Violations	0	0	0	0
Gambling - Betting/Wagering	0	0	0	0
Gambling - Operating/Promoting	0	0	0	0
Gambling - Equipment Violations	0	0	0	0
Gambling - Sports Tampering	0	0	0	0
Pornography/Obscene Material	0	0	0	0
Prostitution	0	0	0	0
Prostitution Assisting/Promoting	0	0	0	0
Purchasing Prostitution	0	0	0	0
Weapon Law Violations	0	0	0	0
Total Group A Offenses	0	0	0	0



South Cumberland Natural Area - 2014

2013 Population Estimate	N/A
Offense Overview	
Offense Total	5
Number Cleared	5
Percent Cleared	100.00 %
Group A Crimes per 100,000 population	N/A
Arrest Overview	
Total Arrests	4
Adult Arrests	4
Juvenile Arrests	0
Unknown Age	0
Arrests per 100,000 population	N/A
Average number offenses/incident	1.67

Domestic Violence Victims		
Offense	Reported	Cleared
Murder	0	0
Aggravated Assault	0	0
Simple Assault	0	0
Intimidation	0	0
Stalking	0	0
Forcible Rape	0	0
Forcible Sodomy	0	0
Sexual Assault W/Object	0	0
Forcible Fondling	0	0
Incest	0	0
Statutory Rape	0	0
Kidnapping/Abduction	0	0
Total	0	0

TIBRS Group B Arrests		
Offense	Adult	Juvenile
Bad Checks	0	0
Curfew/Vagrancy	0	0
Disorderly Conduct	0	0
DUI	0	0
Drunkenness	0	0
Family-Non Violent	0	0
Liquor Law Violations	1	0
Peeping Tom	0	0
Trespass	0	0
All Other Offenses	0	0
Total Group B	1	0

TIBRS Group A Offenses	Offenses		Arrests	
	Reported	Cleared	Adult	Juvenile
Crimes Against Persons				
Murder	0	0	0	0
Negligent Manslaughter	0	0	0	0
Kidnapping/Abduction	0	0	0	0
Forcible Rape	0	0	0	0
Forcible Sodomy	0	0	0	0
Sexual Assault W/Object	0	0	0	0
Forcible Fondling	0	0	0	0
Incest	0	0	0	0
Statutory Rape	0	0	0	0
Aggravated Assault	0	0	0	0
Simple Assault	0	0	0	0
Intimidation	0	0	0	0
Stalking	0	0	0	0
Commercial Sex Acts	0	0	0	0
Involuntary Servitude	0	0	0	0
Crimes Against Property				
Arson	0	0	0	0
Bribery	0	0	0	0
Burglary	0	0	0	0
Counterfeiting/Forgery	0	0	0	0
Destruction/Damage/Vandalism	0	0	0	0
Embezzlement	0	0	0	0
Extortion/Blackmail	0	0	0	0
Fraud - False Pretenses	0	0	0	0
Fraud - Credit Card/ATM	0	0	0	0
Fraud - Impersonation	0	0	0	0
Fraud - Welfare	0	0	0	0
Fraud - Wire	0	0	0	0
Motor Vehicle Theft	0	0	0	0
Robbery	0	0	0	0
Stolen Property Offenses	0	0	0	0
Theft - Pocket-picking	0	0	0	0
Theft - Purse Snatching	0	0	0	0
Theft - Shoplifting	0	0	0	0
Theft From Building	0	0	0	0
Theft From Coin Machine	0	0	0	0
Theft From Motor Vehicle	0	0	0	0
Theft of Motor Vehicle Parts	0	0	0	0
Theft - All Other Larceny	0	0	0	0
Crimes Against Society				
Drug/Narcotic Violations	2	2	2	0
Drug/Narcotic Equipment Violations	2	2	0	0
Gambling - Betting/Wagering	0	0	0	0
Gambling - Operating/Promoting	0	0	0	0
Gambling - Equipment Violations	0	0	0	0
Gambling - Sports Tampering	0	0	0	0
Pornography/Obscene Material	0	0	0	0
Prostitution	0	0	0	0
Prostitution Assisting/Promoting	0	0	0	0
Purchasing Prostitution	0	0	0	0
Weapon Law Violations	1	1	1	0
Total Group A Offenses	5	5	3	0



2013 Population Estimate	N/A
Offense Overview	
Offense Total	10
Number Cleared	5
Percent Cleared	50.00 %
Group A Crimes per 100,000 population	N/A
Arrest Overview	
Total Arrests	5
Adult Arrests	5
Juvenile Arrests	0
Unknown Age	0
Arrests per 100,000 population	N/A
Average number offenses/incident	1.43

Domestic Violence Victims		
Offense	Reported	Cleared
Murder	0	0
Aggravated Assault	0	0
Simple Assault	0	0
Intimidation	0	0
Stalking	0	0
Forcible Rape	0	0
Forcible Sodomy	0	0
Sexual Assault W/Object	0	0
Forcible Fondling	0	0
Incest	0	0
Statutory Rape	0	0
Kidnapping/Abduction	0	0
Total	0	0

TIBRS Group B Arrests		
Offense	Adult	Juvenile
Bad Checks	0	0
Curfew/Vagrancy	0	0
Disorderly Conduct	0	0
DUI	0	0
Drunkenness	0	0
Family-Non Violent	0	0
Liquor Law Violations	0	0
Peeping Tom	0	0
Trespass	0	0
All Other Offenses	0	0
Total Group B	0	0

TIBRS Group A Offenses	Offenses		Arrests	
	Reported	Cleared	Adult	Juvenile
Crimes Against Persons				
Murder	0	0	0	0
Negligent Manslaughter	0	0	0	0
Kidnapping/Abduction	0	0	0	0
Forcible Rape	0	0	0	0
Forcible Sodomy	0	0	0	0
Sexual Assault W/Object	0	0	0	0
Forcible Fondling	0	0	0	0
Incest	0	0	0	0
Statutory Rape	0	0	0	0
Aggravated Assault	0	0	0	0
Simple Assault	0	0	0	0
Intimidation	2	0	0	0
Stalking	0	0	0	0
Commercial Sex Acts	0	0	0	0
Involuntary Servitude	0	0	0	0
Crimes Against Property				
Arson	0	0	0	0
Bribery	0	0	0	0
Burglary	0	0	0	0
Counterfeiting/Forgery	0	0	0	0
Destruction/Damage/Vandalism	2	0	0	0
Embezzlement	0	0	0	0
Extortion/Blackmail	0	0	0	0
Fraud - False Pretenses	0	0	0	0
Fraud - Credit Card/ATM	0	0	0	0
Fraud - Impersonation	0	0	0	0
Fraud - Welfare	0	0	0	0
Fraud - Wire	0	0	0	0
Motor Vehicle Theft	0	0	0	0
Robbery	0	0	0	0
Stolen Property Offenses	0	0	0	0
Theft - Pocket-picking	0	0	0	0
Theft - Purse Snatching	0	0	0	0
Theft - Shoplifting	0	0	0	0
Theft From Building	0	0	0	0
Theft From Coin Machine	0	0	0	0
Theft From Motor Vehicle	0	0	0	0
Theft of Motor Vehicle Parts	0	0	0	0
Theft - All Other Larceny	1	0	0	0
Crimes Against Society				
Drug/Narcotic Violations	2	2	5	0
Drug/Narcotic Equipment Violations	2	2	0	0
Gambling - Betting/Wagering	0	0	0	0
Gambling - Operating/Promoting	0	0	0	0
Gambling - Equipment Violations	0	0	0	0
Gambling - Sports Tampering	0	0	0	0
Pornography/Obscene Material	0	0	0	0
Prostitution	0	0	0	0
Prostitution Assisting/Promoting	0	0	0	0
Purchasing Prostitution	0	0	0	0
Weapon Law Violations	1	1	0	0
Total Group A Offenses	10	5	5	0



2013 Population Estimate	N/A
Offense Overview	
Offense Total	0
Number Cleared	0
Percent Cleared	0.00 %
Group A Crimes per 100,000 population	N/A
Arrest Overview	
Total Arrests	0
Adult Arrests	0
Juvenile Arrests	0
Unknown Age	0
Arrests per 100,000 population	N/A
Average number offenses/incident	0.00

Domestic Violence Victims		
Offense	Reported	Cleared
Murder	0	0
Aggravated Assault	0	0
Simple Assault	0	0
Intimidation	0	0
Stalking	0	0
Forcible Rape	0	0
Forcible Sodomy	0	0
Sexual Assault W/Object	0	0
Forcible Fondling	0	0
Incest	0	0
Statutory Rape	0	0
Kidnapping/Abduction	0	0
Total	0	0

TIBRS Group B Arrests		
Offense	Adult	Juvenile
Bad Checks	0	0
Curfew/Vagrancy	0	0
Disorderly Conduct	0	0
DUI	0	0
Drunkenness	0	0
Family-Non Violent	0	0
Liquor Law Violations	0	0
Peeping Tom	0	0
Trespass	0	0
All Other Offenses	0	0
Total Group B	0	0

TIBRS Group A Offenses	Offenses		Arrests	
	Reported	Cleared	Adult	Juvenile
Crimes Against Persons				
Murder	0	0	0	0
Negligent Manslaughter	0	0	0	0
Kidnapping/Abduction	0	0	0	0
Forcible Rape	0	0	0	0
Forcible Sodomy	0	0	0	0
Sexual Assault W/Object	0	0	0	0
Forcible Fondling	0	0	0	0
Incest	0	0	0	0
Statutory Rape	0	0	0	0
Aggravated Assault	0	0	0	0
Simple Assault	0	0	0	0
Intimidation	0	0	0	0
Stalking	0	0	0	0
Commercial Sex Acts	0	0	0	0
Involuntary Servitude	0	0	0	0
Crimes Against Property				
Arson	0	0	0	0
Bribery	0	0	0	0
Burglary	0	0	0	0
Counterfeiting/Forgery	0	0	0	0
Destruction/Damage/Vandalism	0	0	0	0
Embezzlement	0	0	0	0
Extortion/Blackmail	0	0	0	0
Fraud - False Pretenses	0	0	0	0
Fraud - Credit Card/ATM	0	0	0	0
Fraud - Impersonation	0	0	0	0
Fraud - Welfare	0	0	0	0
Fraud - Wire	0	0	0	0
Motor Vehicle Theft	0	0	0	0
Robbery	0	0	0	0
Stolen Property Offenses	0	0	0	0
Theft - Pocket-picking	0	0	0	0
Theft - Purse Snatching	0	0	0	0
Theft - Shoplifting	0	0	0	0
Theft From Building	0	0	0	0
Theft From Coin Machine	0	0	0	0
Theft From Motor Vehicle	0	0	0	0
Theft of Motor Vehicle Parts	0	0	0	0
Theft - All Other Larceny	0	0	0	0
Crimes Against Society				
Drug/Narcotic Violations	0	0	0	0
Drug/Narcotic Equipment Violations	0	0	0	0
Gambling - Betting/Wagering	0	0	0	0
Gambling - Operating/Promoting	0	0	0	0
Gambling - Equipment Violations	0	0	0	0
Gambling - Sports Tampering	0	0	0	0
Pornography/Obscene Material	0	0	0	0
Prostitution	0	0	0	0
Prostitution Assisting/Promoting	0	0	0	0
Purchasing Prostitution	0	0	0	0
Weapon Law Violations	0	0	0	0
Total Group A Offenses	0	0	0	0



2013 Population Estimate	N/A
Offense Overview	
Offense Total	3
Number Cleared	0
Percent Cleared	0.00 %
Group A Crimes per 100,000 population	N/A
Arrest Overview	
Total Arrests	1
Adult Arrests	1
Juvenile Arrests	0
Unknown Age	0
Arrests per 100,000 population	N/A
Average number offenses/incident	1.50

Domestic Violence Victims		
Offense	Reported	Cleared
Murder	0	0
Aggravated Assault	0	0
Simple Assault	0	0
Intimidation	0	0
Stalking	0	0
Forcible Rape	0	0
Forcible Sodomy	0	0
Sexual Assault W/Object	0	0
Forcible Fondling	0	0
Incest	0	0
Statutory Rape	0	0
Kidnapping/Abduction	0	0
Total	0	0

TIBRS Group B Arrests		
Offense	Adult	Juvenile
Bad Checks	0	0
Curfew/Vagrancy	0	0
Disorderly Conduct	0	0
DUI	1	0
Drunkenness	0	0
Family-Non Violent	0	0
Liquor Law Violations	0	0
Peeping Tom	0	0
Trespass	0	0
All Other Offenses	0	0
Total Group B	1	0

TIBRS Group A Offenses	Offenses		Arrests	
	Reported	Cleared	Adult	Juvenile
Crimes Against Persons				
Murder	0	0	0	0
Negligent Manslaughter	0	0	0	0
Kidnapping/Abduction	0	0	0	0
Forcible Rape	0	0	0	0
Forcible Sodomy	0	0	0	0
Sexual Assault W/Object	0	0	0	0
Forcible Fondling	0	0	0	0
Incest	0	0	0	0
Statutory Rape	0	0	0	0
Aggravated Assault	0	0	0	0
Simple Assault	2	0	0	0
Intimidation	0	0	0	0
Stalking	0	0	0	0
Commercial Sex Acts	0	0	0	0
Involuntary Servitude	0	0	0	0
Crimes Against Property				
Arson	0	0	0	0
Bribery	0	0	0	0
Burglary	0	0	0	0
Counterfeiting/Forgery	0	0	0	0
Destruction/Damage/Vandalism	1	0	0	0
Embezzlement	0	0	0	0
Extortion/Blackmail	0	0	0	0
Fraud - False Pretenses	0	0	0	0
Fraud - Credit Card/ATM	0	0	0	0
Fraud - Impersonation	0	0	0	0
Fraud - Welfare	0	0	0	0
Fraud - Wire	0	0	0	0
Motor Vehicle Theft	0	0	0	0
Robbery	0	0	0	0
Stolen Property Offenses	0	0	0	0
Theft - Pocket-picking	0	0	0	0
Theft - Purse Snatching	0	0	0	0
Theft - Shoplifting	0	0	0	0
Theft From Building	0	0	0	0
Theft From Coin Machine	0	0	0	0
Theft From Motor Vehicle	0	0	0	0
Theft of Motor Vehicle Parts	0	0	0	0
Theft - All Other Larceny	0	0	0	0
Crimes Against Society				
Drug/Narcotic Violations	0	0	0	0
Drug/Narcotic Equipment Violations	0	0	0	0
Gambling - Betting/Wagering	0	0	0	0
Gambling - Operating/Promoting	0	0	0	0
Gambling - Equipment Violations	0	0	0	0
Gambling - Sports Tampering	0	0	0	0
Pornography/Obscene Material	0	0	0	0
Prostitution	0	0	0	0
Prostitution Assisting/Promoting	0	0	0	0
Purchasing Prostitution	0	0	0	0
Weapon Law Violations	0	0	0	0
Total Group A Offenses	3	0	0	0



2013 Population Estimate	N/A
Offense Overview	
Offense Total	15
Number Cleared	4
Percent Cleared	26.67 %
Group A Crimes per 100,000 population	N/A
Arrest Overview	
Total Arrests	6
Adult Arrests	6
Juvenile Arrests	0
Unknown Age	0
Arrests per 100,000 population	N/A
Average number offenses/incident	1.25

Domestic Violence Victims		
Offense	Reported	Cleared
Murder	0	0
Aggravated Assault	0	0
Simple Assault	2	2
Intimidation	0	0
Stalking	0	0
Forcible Rape	0	0
Forcible Sodomy	0	0
Sexual Assault W/Object	0	0
Forcible Fondling	0	0
Incest	0	0
Statutory Rape	0	0
Kidnapping/Abduction	0	0
Total	2	2

TIBRS Group B Arrests		
Offense	Adult	Juvenile
Bad Checks	0	0
Curfew/Vagrancy	0	0
Disorderly Conduct	0	0
DUI	0	0
Drunkenness	2	0
Family-Non Violent	0	0
Liquor Law Violations	0	0
Peeping Tom	0	0
Trespass	0	0
All Other Offenses	1	0
Total Group B	3	0

TIBRS Group A Offenses	Offenses		Arrests	
	Reported	Cleared	Adult	Juvenile
Crimes Against Persons				
Murder	0	0	0	0
Negligent Manslaughter	0	0	0	0
Kidnapping/Abduction	0	0	0	0
Forcible Rape	0	0	0	0
Forcible Sodomy	0	0	0	0
Sexual Assault W/Object	0	0	0	0
Forcible Fondling	0	0	0	0
Incest	0	0	0	0
Statutory Rape	0	0	0	0
Aggravated Assault	0	0	0	0
Simple Assault	2	2	2	0
Intimidation	0	0	0	0
Stalking	0	0	0	0
Commercial Sex Acts	0	0	0	0
Involuntary Servitude	0	0	0	0
Crimes Against Property				
Arson	0	0	0	0
Bribery	0	0	0	0
Burglary	0	0	0	0
Counterfeiting/Forgery	0	0	0	0
Destruction/Damage/Vandalism	5	0	0	0
Embezzlement	0	0	0	0
Extortion/Blackmail	0	0	0	0
Fraud - False Pretenses	0	0	0	0
Fraud - Credit Card/ATM	0	0	0	0
Fraud - Impersonation	0	0	0	0
Fraud - Welfare	0	0	0	0
Fraud - Wire	0	0	0	0
Motor Vehicle Theft	0	0	0	0
Robbery	0	0	0	0
Stolen Property Offenses	0	0	0	0
Theft - Pocket-picking	0	0	0	0
Theft - Purse Snatching	0	0	0	0
Theft - Shoplifting	0	0	0	0
Theft From Building	1	0	0	0
Theft From Coin Machine	0	0	0	0
Theft From Motor Vehicle	2	0	0	0
Theft of Motor Vehicle Parts	1	0	0	0
Theft - All Other Larceny	2	0	0	0
Crimes Against Society				
Drug/Narcotic Violations	1	1	1	0
Drug/Narcotic Equipment Violations	1	1	0	0
Gambling - Betting/Wagering	0	0	0	0
Gambling - Operating/Promoting	0	0	0	0
Gambling - Equipment Violations	0	0	0	0
Gambling - Sports Tampering	0	0	0	0
Pornography/Obscene Material	0	0	0	0
Prostitution	0	0	0	0
Prostitution Assisting/Promoting	0	0	0	0
Purchasing Prostitution	0	0	0	0
Weapon Law Violations	0	0	0	0
Total Group A Offenses	15	4	3	0



2013 Population Estimate	N/A
Offense Overview	
Offense Total	7
Number Cleared	4
Percent Cleared	57.14 %
Group A Crimes per 100,000 population	N/A
Arrest Overview	
Total Arrests	4
Adult Arrests	3
Juvenile Arrests	1
Unknown Age	0
Arrests per 100,000 population	N/A
Average number offenses/incident	1.17

Domestic Violence Victims		
Offense	Reported	Cleared
Murder	0	0
Aggravated Assault	0	0
Simple Assault	0	0
Intimidation	0	0
Stalking	0	0
Forcible Rape	0	0
Forcible Sodomy	0	0
Sexual Assault W/Object	0	0
Forcible Fondling	0	0
Incest	0	0
Statutory Rape	0	0
Kidnapping/Abduction	0	0
Total	0	0

TIBRS Group B Arrests		
Offense	Adult	Juvenile
Bad Checks	0	0
Curfew/Vagrancy	0	0
Disorderly Conduct	0	0
DUI	0	0
Drunkenness	0	0
Family-Non Violent	0	0
Liquor Law Violations	0	0
Peeping Tom	0	0
Trespass	0	0
All Other Offenses	1	0
Total Group B	1	0

TIBRS Group A Offenses	Offenses		Arrests	
	Reported	Cleared	Adult	Juvenile
Crimes Against Persons				
Murder	0	0	0	0
Negligent Manslaughter	0	0	0	0
Kidnapping/Abduction	0	0	0	0
Forcible Rape	0	0	0	0
Forcible Sodomy	0	0	0	0
Sexual Assault W/Object	0	0	0	0
Forcible Fondling	0	0	0	0
Incest	0	0	0	0
Statutory Rape	0	0	0	0
Aggravated Assault	1	1	1	0
Simple Assault	0	0	0	0
Intimidation	0	0	0	0
Stalking	0	0	0	0
Commercial Sex Acts	0	0	0	0
Involuntary Servitude	0	0	0	0
Crimes Against Property				
Arson	0	0	0	0
Bribery	0	0	0	0
Burglary	0	0	0	0
Counterfeiting/Forgery	0	0	0	0
Destruction/Damage/Vandalism	0	0	0	0
Embezzlement	0	0	0	0
Extortion/Blackmail	0	0	0	0
Fraud - False Pretenses	0	0	0	0
Fraud - Credit Card/ATM	0	0	0	0
Fraud - Impersonation	0	0	0	0
Fraud - Welfare	0	0	0	0
Fraud - Wire	0	0	0	0
Motor Vehicle Theft	1	0	0	0
Robbery	0	0	0	0
Stolen Property Offenses	0	0	0	0
Theft - Pocket-picking	0	0	0	0
Theft - Purse Snatching	0	0	0	0
Theft - Shoplifting	0	0	0	0
Theft From Building	0	0	0	0
Theft From Coin Machine	0	0	0	0
Theft From Motor Vehicle	2	0	0	0
Theft of Motor Vehicle Parts	0	0	0	0
Theft - All Other Larceny	0	0	0	0
Crimes Against Society				
Drug/Narcotic Violations	2	2	1	1
Drug/Narcotic Equipment Violations	1	1	0	0
Gambling - Betting/Wagering	0	0	0	0
Gambling - Operating/Promoting	0	0	0	0
Gambling - Equipment Violations	0	0	0	0
Gambling - Sports Tampering	0	0	0	0
Pornography/Obscene Material	0	0	0	0
Prostitution	0	0	0	0
Prostitution Assisting/Promoting	0	0	0	0
Purchasing Prostitution	0	0	0	0
Weapon Law Violations	0	0	0	0
Total Group A Offenses	7	4	2	1



APPENDIX



CRIME IN 2014 TENNESSEE



TIBRS Group A

Offense Definitions

Arson – To unlawfully and intentionally damage, or attempt to damage, any real or personal property by fire or incendiary device.

Assault Offenses – An unlawful attack by one person on another.

Aggravated Assault – An unlawful attack by one person upon another wherein the offender uses a weapon or displays it in a threatening manner, or the victim suffers obvious severe or aggravated bodily injury involving apparent broken bones, loss of teeth, possible internal injury, severe laceration or loss of consciousness.

Simple Assault – An unlawful physical attack by one person upon another where neither the offender displays a weapon, nor the victim suffers obvious severe or aggravated bodily injury involving apparent broken bones, loss of teeth, possible internal injury, severe laceration or loss of consciousness.

Intimidation – To unlawfully place another person in reasonable fear of bodily harm through the use of threatening words and/or other conduct, but without displaying a weapon or subjecting the victim to actual physical attack.

Stalking – To intentionally and repeatedly follow or harass another person in such a manner as would cause that person to be in reasonable fear of being assaulted, suffering bodily injury or death.

Bribery – The offering, giving, receiving or soliciting of any thing of value (i.e., a bribe, gratuity or kickback) to sway the judgment or action of a person in a position of trust or influence.

Burglary/Breaking and Entering – The unlawful entry into a building or other structure with the intent to commit a felony or a theft.

Counterfeiting/Forgery – The altering, copying or imitation of something, without authority or right, with the intent to deceive or defraud by passing the copy or thing altered or imitated as that which is original or genuine; or the selling, buying or possession of an altered, copied or imitated thing with the intent to deceive or defraud.

Destruction/Damage/Vandalism of Property – To willfully or maliciously destroy, damage, deface or otherwise injure real or personal property without the consent of the owner or the person having custody or control of it.

Drug/Narcotic Offenses – The violation of laws prohibiting the production, distribution, and/or use of certain controlled substances and the equipment or devices utilized in their preparation and/or use.

Drug/Narcotic Violations – The unlawful cultivation, manufacture, distribution, sale, purchase, use, possession, transportation or importation of any controlled drug or narcotic substance.



Drug/Narcotic Offenses (continued)

Drug Equipment Violations – The unlawful manufacture, sale, purchase, possession or transportation of equipment or devices utilized in preparing and/or using drugs or narcotics.

Embezzlement – The unlawful misappropriation by an offender to his/her own use or purpose of money, property, or some other thing of value entrusted to his/her care, custody or control.

Extortion/Blackmail – To unlawfully obtain money, property, or any other thing of value, either tangible or intangible, through the use or threat of force, misuse of authority, threat of criminal prosecution, threat of destruction of reputation or social standing or through other coercive means.

Fraud Offenses – The intentional perversion of the truth for the purpose of inducing another person or other entity in reliance upon it to part with some thing of value or surrender a legal right.

False Pretenses/Swindle/Confidence Game – The intentional misrepresentation of existing facts or conditions, or the use of some other deceptive scheme or device to obtain money, goods, or other things of value.

Credit Card/Automatic Teller Machine Fraud – The unlawful use of a credit or debit card or automatic teller machine for fraudulent purposes.

Impersonation – Falsely representing one's identity or position, and acting in the character or position thus unlawfully assumed, to deceive others and thereby gain a profit or advantage, enjoy some right or privilege, or subject another person or entity to an expense, charge, or liability which would not have otherwise been incurred.

Welfare Fraud – The use of deceitful statements, practices or devices to unlawfully obtain welfare benefits.

Wire Fraud – The use of an electric or electronic communications facility to intentionally transmit a false and/or deceptive message in furtherance of a fraudulent activity.

Gambling Offenses – To unlawfully bet or wager money or something else of value; assist, promote or operate a game of chance for money or some other stake; possess or transmit wagering information; manufacture, sell, purchase, possess or transport gambling equipment, devices or goods; or tamper with the outcome of a sporting event or contest to gain a gambling advantage.

Betting/Wagering – To unlawfully stake money or something else of value on the happening of an uncertain event or on the ascertainment of a fact in dispute.

Operating/Promoting/Assisting Gambling – To unlawfully operate, promote or assist in the operation of a game of chance, lottery or other gambling activity.

Gambling Equipment Violations – To unlawfully manufacture, sell, buy, possess or transport equipment, devices and/or goods used for gambling purposes.

Sports Tampering – To unlawfully alter, meddle in or otherwise interfere with a sporting contest or event for the purpose of gaining a gambling advantage.



Homicide Offenses

Murder and Nonnegligent Manslaughter – The willful (nonnegligent) killing of one human being by another.

Negligent Manslaughter – The killing of another person through negligence.

Justifiable Homicide – The killing of a perpetrator of a serious criminal offense by a peace officer in the line of duty; or the killing, during the commission of a serious criminal offense, of the perpetrator by a private individual.

* Justifiable homicide is not an actual offense, is not considered a crime and is not included in an agency's crime counts.

Human Trafficking Offenses

Commercial Sex Acts – Inducing a person by force, fraud, or coercion to participate in commercial sex acts, or in which the person induced to perform such act(s) has not attained 18 years of age.

Involuntary Servitude – The obtaining of a person(s) through recruitment, harboring, transportation, or provision, and subjecting such person(s) by force, fraud, or coercion into involuntary servitude, peonage, debt bondage, or slavery (not to include commercial sex acts).

Kidnapping/Abduction – The unlawful seizure, transportation, and/or detention of a person against his/her will, or of a minor without the consent of his/her custodial parent(s) or legal guardian.

Larceny/Theft Offenses – The unlawful taking, carrying, leading or riding away of property from the possession, or constructive possession, of another person.

Pocket-Picking – The theft of articles from another person's physical possession by stealth where the victim does not become immediately aware of the theft.

Purse Snatching – The grabbing or snatching of a purse, handbag, etc., from the physical possession of another person.

Shoplifting – The theft, by someone other than an employee of the victim, of goods or merchandise exposed for sale.

Theft from Building – A theft from within a building which is either open to the general public or of which the offender has legal access.

Theft from Coin-Operated Machine or Device – A theft from a machine or device which is operated or activated by the use of coins.

Theft from Motor Vehicle – The theft of articles from a motor vehicle, whether locked or unlocked.

Theft of Motor Vehicle Parts or Accessories – The theft of any part or accessory affixed to the interior or exterior of a motor vehicle in a manner which would make the item an attachment of the vehicle or necessary for its operation.



Larceny/Theft Offenses (continued)

All Other Larceny – All thefts which do not fit any of the definitions of the specific subcategories of Larceny/Theft listed above.

Motor Vehicle Theft – The theft of a motor vehicle.

Pornography/Obscene Material – The violation of laws or ordinances prohibiting the manufacture, publishing, sale, purchase or possession of sexually explicit material, e.g., literature, photographs, etc.

Prostitution Offenses

Prostitution – To unlawfully engage in sexual relations for profit.

Assisting or Promoting Prostitution – To solicit customers or transport persons for prostitution purposes; to own, manage or operate a dwelling or other establishment for the purpose of providing a place where prostitution is performed; or to otherwise assist or promote prostitution.

Purchasing Prostitution – To purchase, or trade, anything of value for commercial sex acts.

Robbery – The taking, or attempting to take, anything of value under confrontational circumstances from the control, custody or care of another person by force or threat of force or violence, and/or by putting the victim in fear of immediate harm.

Sex Offenses, Forcible – Any sexual act directed against another person, forcibly and/or against that person's will; or not forcibly or against the person's will where the victim is incapable of giving consent.

Forcible Rape – The carnal knowledge of a person, forcibly and/or against that person's will; or not forcibly or against the person's will where the victim is incapable of giving consent because of his/her youth or because of his/her temporary or permanent mental or physical incapacity.

Forcible Sodomy – Oral or anal sexual intercourse with another person, forcibly and/or against that person's will; or not forcibly or against the person's will where the victim is incapable of giving consent because of his/her youth or because of his/her temporary or permanent mental or physical incapacity.

Sexual Assault With An Object – To use an object or instrument to unlawfully penetrate, however slightly, the genital or anal opening of the body of another person, forcibly and/or against that person's will; or not forcibly or against the person's will where the victim is incapable of giving consent because of his/her youth or his/her temporary or permanent mental or physical incapacity.

Forcible Fondling – The touching of the private body parts of another person for the purpose of sexual gratification, forcibly and/or against that person's will; or not forcibly or against the person's will where the victim is incapable of giving consent because of his/her youth or because of his/her temporary or permanent mental or physical incapacity.



Sex Offenses, Nonforcible – Unlawful, Nonforcible sexual intercourse.

Incest – Nonforcible sexual intercourse between persons who are related to each other within the degrees wherein marriage is prohibited by law.

Statutory Rape – Nonforcible sexual intercourse with a person who is under the statutory age of consent.

Note: By Tennessee Statute the victim must be between ages 13-17 and the offender must be at least four years older for an offense to be classified as Statutory Rape.

Stolen Property Offense – Receiving, buying, selling, possessing, concealing or transporting any property with the knowledge that it has been unlawfully taken, as by burglary, embezzlement, fraud, larceny, robbery, etc.

Weapon Law Violations – The violation of laws or ordinances prohibiting the manufacture, sale, purchase, transportation, possession, concealment or use of firearms, cutting instruments, explosives, incendiary devices or other deadly weapons. This category includes violations such as the manufacture, sale or possession of deadly weapons; carrying deadly weapons, concealed or openly; using, manufacturing, etc., silencers; and furnishing deadly weapons to minors.

TIBRS Group B Offense Definitions

There are ten Group B offense categories and they encompass all of the crimes which are not Group A offenses, with the exception of most traffic offenses which TIBRS does not collect information on.

Bad Checks – Knowingly and intentionally writing and/or negotiating checks drawn against insufficient or nonexistent funds.

Curfew/Loitering/Vagrancy Violations – The violation of a court order, regulation, ordinance or law requiring the withdrawal of persons from the streets or other specified areas; prohibiting persons from remaining in an area or place in an idle or aimless manner; or prohibiting persons from going from place to place without visible means of support.

Disorderly Conduct – Any behavior that tends to disturb the public peace or decorum, scandalize the community or shock the public sense of morality.

Driving Under the Influence – Driving or operating a motor vehicle or common carrier while mentally or physically impaired as the result of consuming an alcoholic beverage or using a drug or narcotic.

Drunkness – To drink alcoholic beverages to the extent that one's mental faculties and physical coordination are substantially impaired.



Group B Offense Definitions (continued)

Family Offense, Nonviolent – Unlawful, nonviolent acts by a family member (or legal guardian) which threaten the physical, mental or economic well-being or morals of another family member and which are not classifiable as other offenses, such as Assault, Incest, Statutory Rape, etc.

Liquor Law Violations – The violation of laws or ordinances prohibiting the manufacture, sale, purchase, transportation, possession or use of alcoholic beverages.

Peeping Tom – To secretly look through a window, doorway, keyhole or other aperture for the purpose of voyeurism.

Trespass of Real Property – To unlawfully enter land, a dwelling or other real property.

All Other Offenses – All crimes which are not Group A offenses and not included in one of the specifically named Group B crime categories listed above.

Includes: Contempt of Court, Failure to Appear, Violation of Probation / Parole.

Glossary of Terms and Definitions

Bias Motivation	Data element collecting hate or bias motivated crime information.
CJIS	Criminal Justice Information System
CSC	Criminal Justice Information System (CJIS) Support Center – TBI unit responsible for day to day operations of Tennessee Incident Based Reporting System Program.
Element	A component or part of any given criminal incident.
Exceptional Clearance	An incident is cleared by exceptional means when circumstances beyond law enforcement control prevents a physical arrest. The offender is known as is his/her location.
FBI	Federal Bureau of Investigation
Group A Offense	Twenty-three classification of crime categories comprised of 50 separate criminal offenses.
Group B Offense	Ten classifications of activities that violate state statutes or local ordinances that are reported to TIBRS when an arrest is made.
Incident	An incident is defined as all offenses committed by one or more offenders acting in concert and occurring at the same time and place.
Incident Number	A number used to uniquely identify an incident at a reporting agency.



Glossary of Terms and Definitions (continued)

LEOKA	Law Enforcement Officer Killed or Assaulted – a national program that collects information on any incidents involving an assault or killing of a law enforcement official.
Multiple Arrest Indicator	A field used if investigation determines that the current arrestee committed other unsolved crimes and will be charged with those crimes.
NIBRS	National Incident Based Reporting System – the FBI’s system to collect crime statistics information in an incident based format.
Offense	Criminal Activity that has been identified and reported to TIBRS in the established format.
ORI Number	A 9-character number used as an agency identifier assigned by the FBI.
RAC	Reporting Agency Coordinator – the person designated to be the local agency contact for the TIBRS program.
Summary System	A system of reporting eight index crimes to the FBI’s Uniform Crime Reporting system. The system collects information in the aggregate or summary format instead of incident based. Only the most serious crime in an incident is reported.
TBI	Tennessee Bureau of Investigation
TIBRS	Tennessee Incident Based Reporting System – the state system for collection of crime statistics information in an incident based format.
TCA	Tennessee Code Annotated
UCR	Uniform Crime Reporting – the national system for collection of crime statistics based upon standard offense definitions.

Units of Count – Offense

The units of count principles are based upon FBI practices and conform to national standards for counting offenses.

Crimes Against Persons – Homicide, Assaults, Sex Offenses (forcible and non forcible), Kidnapping. Each victim equals one offense. Example – an incident involving an aggravated assault with two victims will be counted as two aggravated assaults.

Crimes Against Property – Each offense counts as one occurrence with the exception of Motor Vehicle Theft which is the count of the number of vehicles stolen.

Crimes Against Society – Each offense counts as one occurrence. Example – one drug narcotic violation counts as one offense.



Units of Count – Clearances

The units of count for clearances are based upon FBI practices and conform to national standards for counting clearances. Example – one arrest or exceptional clearance will clear all offenses in the incident.

Updated statistics may be found at http://www.tbi.tn.gov/tn_crime_stats/crime_stats_online.shtml by clicking on the link on that page.

