

University of Memphis

University of Memphis Digital Commons

Crime on Campus

TN Bureau of Investigation

4-28-2020

Crime on Campus 2019

Tennessee. Bureau of Investigation.

Follow this and additional works at: <https://digitalcommons.memphis.edu/govpubs-tn-bureau-investigation-crime-on-campus>

Recommended Citation

Tennessee. Bureau of Investigation., "Crime on Campus 2019" (2020). *Crime on Campus*. 3.
<https://digitalcommons.memphis.edu/govpubs-tn-bureau-investigation-crime-on-campus/3>

This Annual Report is brought to you for free and open access by the TN Bureau of Investigation at University of Memphis Digital Commons. It has been accepted for inclusion in Crime on Campus by an authorized administrator of University of Memphis Digital Commons. For more information, please contact khhgerty@memphis.edu.



Crime on Campus 2019

Tennessee Bureau of Investigation
Statistical Analysis Center



BILL LEE
Governor

TENNESSEE BUREAU OF INVESTIGATION

901 R.S. Gass Boulevard
Nashville, Tennessee 37216-2639
(615) 744-4000
Facsimile (615) 744-4500
TDD (615) 744-4001



DAVID B. RAUSCH
Director

April 28, 2020

Ladies and Gentlemen:

Pursuant to the 1989 "College and University Security Information Act" (Public Chapter No. 317) enacted by the General Assembly, the Tennessee Bureau of Investigation is publishing the annual Crime on Campus report. This report presents the nature, volume, and extent of reported crime on the campuses and in the housing of Tennessee colleges and universities during calendar year 2019.

The report is based on data submitted to the TBI through the Tennessee Incident Based Reporting System (TIBRS) program, which collects data on all crimes occurring in Tennessee. All law enforcement agencies, as well as colleges and universities, are mandated to report crime statistics to the TBI. This report is produced from the TIBRS program and comparison statistics are included.

This report will hopefully assist law enforcement, institution administrations, and government officials in planning their efforts in the fight against crime and continue to create an awareness that crime exists as a threat in our communities. The threats to society by criminal activity must be addressed by efforts from all law-abiding citizens as well as law enforcement agencies.

I wish to express my appreciation to all institutions of higher learning that consistently support a unified crime reporting system in Tennessee. The Bureau urges all Tennesseans to continue to cooperate in reporting crime and in applying crime prevention strategies.

Sincerely,

Director
David B. Rausch

I. Introduction

Crime on Campus Program

The “Crime on Campus” reporting program is operated pursuant to the requirements of the “College and University Security Information Act”, (T.C.A. § 49-7-2201, *et. seq.*), enacted by the General Assembly of the State of Tennessee, effective July 1, 1989. The Act requires each institution of higher education to report to the Tennessee Bureau of Investigation data relating to crimes occurring on the campus and in student housing. The Bureau is required to prescribe the reporting form and format for the collection of such data and to publish an annual report of the results of such data submissions from each institution. The Tennessee Incident Based Reporting System (TIBRS) offense classifications are based on FBI definitions, which are used as the national standard for statistical crime reporting.

The primary objective of the reporting program is to inform the Governor, the State and Local Government Committees and Education Committees of the Tennessee House of Representatives and Senate, the General Assembly, other government officials, and the public as to the nature and extent of crime on the campuses of Tennessee’s institutions of higher education. Such a report will also provide law enforcement administrators with criminal statistics for administrative and operational purposes.

The “Crime on Campus Report” was compiled using data from the Tennessee Incident Based Reporting System (TIBRS). TIBRS offers the advantage of more accurate reporting of crime statistics than the UCR summary system, which was used in the past. The main difference between TIBRS and UCR summary reporting is that TIBRS will allow more than one crime to be reported per incident, and the UCR summary system allowed the entry of only the most serious crime to be reported. The two systems also differ in the way offenses are defined. Homicide, assault and larceny, for example, are broken down into subcategories in TIBRS while they are established as broad categories in UCR summary reporting. Suicide and attempted suicide, which were collected in UCR summary reports under the *other* category, are not collected under TIBRS. The 2019 Crime on Campus Report includes sections for both analysis and comparison of offenses by year. The definitions of TIBRS Group A offenses will be found in Appendix A, and the definitions for TIBRS Group B offenses will be found in Appendix B. Due to FBI reporting procedures, this report only includes Group B incidents for which there was a clearance by arrest, summons, or citation.

Note: This report is based upon data submitted as of April 28, 2020. As the colleges/universities update their 2019 data, the changes will be reflected at <https://crimeinsight.tbi.tn.gov/>.



Calculation of Rates

1. **Crime Rate** – Campus population data is tabulated, as shown on the individual institution summaries which follow, based on the 2019 fall term campus population. Such population data takes into account all full-time equivalent (FTE) undergraduate and graduate students, faculty personnel, and security personnel. The rate is calculated per offense category by computing the number of offenses per 1,000 persons included in the campus population and is computed using the following formula:

Offenses Reported

$$\text{Crime Rate} = \frac{\text{Total Offenses Reported}}{\text{Total Campus Population}} \times 1,000$$

2. **Clearance Rate** – The percentage of offenses that was cleared is the ratio of “Offenses Cleared” to “Actual Offenses Reported”. It is expressed as a percentage and is computed using the following formula:

Offenses Cleared

$$\text{Percentage Cleared} = \frac{\text{Offenses Cleared}}{\text{Actual Offenses Reported}} \times 100$$

Institution Incident Reports

Each report reflects data for the period of January through December 2019, unless otherwise noted. This report reflects fall term campus population and is based on the data provided to the TBI by each institution each month. The monthly reports submitted to TBI are stored in a repository by the CJIS Support Center.

D. Off-Campus Reports

T.C.A. §49-7-2205 states that “The crime statistics shall also include crime data compilations, where available, for crimes against the students of institutions of higher education that are committed within the county where such school is located. Such information shall be taken from incidence/complaint report forms used by state, county and municipal law enforcement agencies that are submitted pursuant to T.C.A. §38-10-102, or voluntarily for purposes of this part. Said incidence/complaint forms shall, when applicable, indicate whether the victim is a student attending an institution of higher education that is located in the county in which the crime occurred, and the name of the school attended by such student.”

This law became effective January 1, 1994, and reports are included that were submitted by local law enforcement for calendar year 2019.



II. Overview of 2019 Crime on Campus:

- ❖ Crime reported by Tennessee colleges and universities increased by 3.6% from 2018 to 2019 but decreased overall by 12.3% since 2016.
 - 5,597 offenses reported in 2019
 - 5,401 offenses reported in 2018
 - 6,339 offenses reported in 2017
 - 6,384 offenses reported in 2016
- ❖ Offenses categorized as Larceny/Theft made up 26.7% of all reported offenses in 2019 with “Theft from A Building” being most often reported at 692 offenses and showing an 8.5% decrease from the 756 reported in 2018. The overall category of reported “Larceny/Theft” offenses has declined since 2016. Between 2016 and 2019, “Larceny/Theft” offenses decreased 13.5%.
 - 1,493 offenses reported in 2019
 - 1,548 offenses reported in 2018
 - 1,703 offenses reported in 2017
 - 1,727 offenses reported in 2016
- ❖ The number of Burglaries decreased by 26.2% from 164 in 2018 to 121 in 2019.
- ❖ Robbery offenses increased by 128.6% from 7 in 2018 to 16 in 2019. Robbery was on a downward trend since 2016 (2016 - 29, 2017 - 14, 2018 - 7). 2019 proved to be the first increase in that timespan.
- ❖ Fraud Offenses increased by 58.5% in 2019. The offense of “False Pretenses/Swindle/Con” comprised the largest proportion of reported frauds in 2019, showing an overall increase of 45.1% from 2018 to 2019.
- ❖ Assault Offenses increased by 26.1% between 2018 and 2019.
 - Aggravated Assault increased by 31.4% from 51 in 2018 to 67 in 2019
 - Simple Assault increased 20.9% from 320 in 2018 to 387 in 2019
 - Intimidation increased by 32.8% from 198 in 2018 to 263 in 2019
 - Stalking offenses increased by 26.6% from 64 in 2018 to 81 in 2019
- ❖ The overall category of “Sex Offenses-Non-Consensual” decreased by 20% in 2019. The offense of “Fondling” decreased by 16.2% from 2018-2019.
- ❖ The number of Drug/Narcotics and Drug Equipment Violations decreased by 7.5% from 982 in 2018 to 908 in 2019.
- ❖ Group B Offenses:
 - Total Group B arrests increased by 11.2% from 1,098 in 2018 to 1,221 in 2019
 - Drunkenness decreased 2.3% from 133 in 2018 to 130 in 2019
 - Driving Under the Influence (DUI) offenses decreased by 6.0%
 - Liquor Law Violations increased by 9.0% from 2018-2019



**Table 1: Crime on Campus, Comparison of Offenses by Year
Total Number of Crimes Reported, 2016-2019, by Offense**

Offense Code	Offense Category					Percent Change			Offenses as % of Total				
		2016	2017	2018	2019	2016-2017	2017-2018	2018-2019	2016	2017	2018	2019	
Group A Offenses													
200	Arson	5	2	4	3	-60.0%	100.0%	-25.0%		0.1%	0.0%	0.1%	0.1%
	Assault Offenses	851	748	633	798	-12.1%	-15.4%	26.1%		13.3%	11.8%	11.7%	14.3%
13A	Aggravated Assault	69	71	51	67	2.9%	-28.2%	31.4%		1.1%	1.1%	0.9%	1.2%
13B	Simple Assault	447	379	320	387	-15.2%	-15.6%	20.9%		7.0%	6.0%	5.9%	6.9%
13C	Intimidation	269	247	198	263	-8.2%	-19.8%	32.8%		4.2%	3.9%	3.7%	4.7%
13D	Stalking	66	51	64	81	-22.7%	25.5%	26.6%		1.0%	0.8%	1.2%	1.4%
510	Bribery	1	1	0	1	-	-100.0%	-		0.0%	0.0%	0.0%	0.0%
220	Burglary/Breaking & Entering	258	231	164	121	-10.5%	-29.0%	-26.2%		4.0%	3.6%	3.0%	2.2%
250	Counterfeiting/Forgery	37	40	42	55	8.1%	5.0%	31.0%		0.6%	0.6%	0.8%	1.0%
290	Destruction/Damage/Vandalism	680	669	535	567	-1.6%	-20.0%	6.0%		10.7%	10.6%	9.9%	10.1%
	Drug/Narcotic Offenses	1,011	1,074	982	908	6.2%	-8.6%	-7.5%		15.8%	16.9%	18.2%	16.2%
35A	Drugs/Narcotics Violation	607	633	598	567	4.3%	-5.5%	-5.2%		9.5%	10.0%	11.1%	10.1%
35B	Drug Equipment Violation	404	441	384	341	9.2%	-12.9%	-11.2%		6.3%	7.0%	7.1%	6.1%
270	Embezzlement	19	13	16	14	-31.6%	23.1%	-12.5%		0.3%	0.2%	0.3%	0.3%
210	Extortion/Blackmail	6	7	13	13	16.7%	85.7%	-		0.1%	0.1%	0.2%	0.2%
	Fraud Offenses	143	139	118	187	-2.8%	-15.1%	58.5%		2.2%	2.2%	2.2%	3.3%
26A	False Pretenses/Swindle/Con	56	43	51	74	-23.2%	18.6%	45.1%		0.9%	0.7%	0.9%	1.3%
26B	Credit Card/ATM	45	58	32	46	28.9%	-44.8%	43.8%		0.7%	0.9%	0.6%	0.8%
26C	Impersonation	35	26	15	24	-25.7%	-42.3%	60.0%		0.5%	0.4%	0.3%	0.4%
26D	Welfare Fraud	0	0	0	0	-	-	-		0.0%	0.0%	0.0%	0.0%
26E	Wire Fraud	7	12	20	43	71.4%	66.7%	115.0%		0.1%	0.2%	0.4%	0.8%
26F	Identity Theft	2	1	4	5	-50.0%	300.0%	25.0%		0.0%	0.0%	0.1%	0.1%
26G	Computer Hacking/Invasion	1	0	5	7	-100.0%	-	40.0%		0.0%	0.0%	0.1%	0.1%
	Gambling Offenses	0	2	0	0	-	-100.0%	-		0.0%	0.0%	0.0%	0.0%
39A	Betting/Wagering	0	2	0	0	-	-100.0%	-		0.0%	0.0%	0.0%	0.0%
39B	Operation/Promoting/Assisting	0	0	0	0	-	-	-		0.0%	0.0%	0.0%	0.0%
39C	Gambling Equipment Violation	0	0	0	0	-	-	-		0.0%	0.0%	0.0%	0.0%
39D	Sports Tampering	0	0	0	0	-	-	-		0.0%	0.0%	0.0%	0.0%
	Homicide Offenses	0	0	1	1	-	-	-		0.0%	0.0%	0.0%	0.0%
09A	Murder/Non negligent Manslaughter	0	0	1	1	-	-	-		0.0%	0.0%	0.0%	0.0%
09B	Negligent Manslaughter	0	0	0	0	-	-	-		0.0%	0.0%	0.0%	0.0%
09D	Negligent Vehicular Manslaughter	0	0	0	0	-	-	-		0.0%	0.0%	0.0%	0.0%
	Human Trafficking	0	0	0	0	-	-	-		0.0%	0.0%	0.0%	0.0%
64A	Commercial Sex Acts	0	0	0	0	-	-	-		0.0%	0.0%	0.0%	0.0%
64B	Involuntary Servitude	0	0	0	0	-	-	-		0.0%	0.0%	0.0%	0.0%
100	Kidnapping/Abduction	11	3	6	6	-72.7%	100.0%	0.0%		0.2%	0.0%	0.1%	0.1%
	Larceny/Theft Offenses	1,727	1,703	1,548	1,493	-1.4%	-9.1%	-3.6%		27.1%	26.9%	28.7%	26.7%
23A	Pocket-Picking	0	5	1	0	-	-80.0%	-100.0%		0.0%	0.1%	0.0%	0.0%
23B	Purse-Snatching	1	0	2	0	-100.0%	-	-100.0%		0.0%	0.0%	0.0%	0.0%
23C	Shoplifting	79	78	89	90	-1.3%	14.1%	1.1%		1.2%	1.2%	1.6%	1.6%
23D	Theft from Building	857	782	756	692	-8.8%	-3.3%	-8.5%		13.4%	12.3%	14.0%	12.4%
23E	Theft from Coin Machine	9	8	21	12	-11.1%	162.5%	-42.9%		0.1%	0.1%	0.4%	0.2%
23F	Theft from Motor Vehicle	279	345	269	300	23.7%	-22.0%	11.5%		4.4%	5.4%	5.0%	5.4%
23G	Theft of Motor Vehicle Parts	80	79	64	55	-1.3%	-19.0%	-14.1%		1.3%	1.2%	1.2%	1.0%
23H	All Other Larceny	422	406	346	344	-3.8%	-14.8%	-0.6%		6.6%	6.4%	6.4%	6.1%

Footnote: 1) The number zero (0) is defined as infinite by basic mathematical rules and is not divisible. Therefore, all calculations in the analysis using zero (0) result in an undefined result (-).



**Table 1: Crime on Campus, Comparison Of Offenses by Year
Total Number of Crimes Reported, 2016-2019, by Offense**

Offense Code	Offense Category	2016	2017	2018	2019	Percent Change			Offenses as % of Total			
						2016-2017	2017-2018	2018-2019	2016	2017	2018	2019
240	Motor Vehicle Theft	56	66	85	70	17.9%	28.8%	-17.6%	0.9%	1.0%	1.6%	1.3%
370	Pornography/Obscene Material	3	4	1	0	33.3%	-75.0%	-100.0%	0.0%	0.1%	0.0%	0.0%
	Prostitution Offenses	0	0	1	1	-	-	-	0.0%	0.0%	0.0%	0.0%
40A	Prostitution	0	0	0	1	-	-	-	0.0%	0.0%	0.0%	0.0%
40B	Assisting/Promotion Prostitution	0	0	0	0	-	-	-	0.0%	0.0%	0.0%	0.0%
40C	Purchasing Prostitution	0	0	1	0	-	-	-100.0%	0.0%	0.0%	0.0%	0.0%
120	Robbery	29	14	7	16	-51.7%	-50.0%	128.6%	0.5%	0.2%	0.1%	0.3%
	Sex Offenses, Non-Consensual	126	102	90	72	-19.0%	-11.8%	-20.0%	2.0%	1.6%	1.7%	1.3%
11A	Rape	65	50	45	36	-23.1%	-10.0%	-20.0%	1.0%	0.8%	0.8%	0.6%
11B	Sodomy	10	5	5	3	-50.0%	0.0%	-40.0%	0.2%	0.1%	0.1%	0.1%
11C	Sexual Assault with an Object	7	1	3	2	-85.7%	200.0%	-33.3%	0.1%	0.0%	0.1%	0.0%
11D	Fondling	44	46	37	31	4.5%	-19.6%	-16.2%	0.7%	0.7%	0.7%	0.6%
	Sex Offenses, Consensual	1	1	0	0	-	-100.0%	-	0.0%	0.0%	0.0%	0.0%
36A	Incest	0	0	0	0	-	-	-	0.0%	0.0%	0.0%	0.0%
36B	Statutory Rape	1	1	0	0	-	-100.0%	-	0.0%	0.0%	0.0%	0.0%
280	Stolen Property Offenses	1	12	6	12	1100.0%	-50.0%	100.0%	0.0%	0.2%	0.1%	0.2%
520	Weapon Law Violations	54	59	51	38	9.3%	-13.6%	-25.5%	0.8%	0.9%	0.9%	0.7%
	Animal Cruelty	2	1	0	2	-50.0%	-100.0%	-				
	Group A Total	5,019	4,890	4,303	4,376	-2.6%	-12.0%	1.7%	78.6%	77.1%	79.7%	78.2%
	Group B Offenses											
90A	Bad Checks	0	1	1	1	-	-	-	0.0%	0.0%	0.0%	0.0%
90B	Curfew/Loitering/Vagrancy	3	3	5	3	0.0%	66.7%	-40.0%	0.0%	0.0%	0.1%	0.1%
90C	Disorderly Conduct	86	73	47	65	-15.1%	-35.6%	38.3%	1.3%	1.2%	0.9%	1.2%
90D	Driving Under the Influence	64	103	67	63	60.9%	-35.0%	-6.0%	1.0%	1.6%	1.2%	1.1%
90E	Drunkenness	179	188	133	130	5.0%	-29.3%	-2.3%	2.8%	3.0%	2.5%	2.3%
90F	Family Offenses, Nonviolent	2	2	5	5	0.0%	150.0%	-	0.0%	0.0%	0.1%	0.1%
90G	Liquor Law Violations	786	775	668	728	-1.4%	-13.8%	9.0%	12.3%	12.2%	12.4%	13.0%
90H	Peeping Tom	0	3	0	0	-	-100.0%	-	0.0%	0.0%	0.0%	0.0%
90J	Trespass of Real Property	144	188	102	147	30.6%	-45.7%	44.1%	2.3%	3.0%	1.9%	2.6%
90Z	All Other Offenses	101	113	70	79	11.9%	-38.1%	12.9%	1.6%	1.8%	1.3%	1.4%
	Group B Total	1,365	1,449	1,098	1,221	6.2%	-24.2%	11.2%	21.4%	22.9%	20.3%	21.8%
	Total Crimes for the Year	6,384	6,339	5,401	5,597	-0.7%	-14.8%	3.6%	100.0%	100.0%	100.0%	100.0%

Footnote: 1) The number zero (0) is defined as infinite by basic mathematical rules and is not divisible. Therefore, all calculations in the analysis using zero (0) result in an undefined result (-).



Victim and Offender Overview

The following examines 2019 victim and offender data of Group A offenses reported to TIBRS by colleges/universities. Per TIBRS, Group A offenses are committed by the same offender, or group of offenders acting in concert, at the same time and place. A total of 4,376 Group A offenses were reported to TIBRS in 2019. From 2018-2019, the number of reported Group A offenses increased by 1.7%.

Further examination of data revealed that female students accounted for 55.4%, while male students accounted for 43.3% of reported victims. In both males and females, individuals identified as White (61.4%) were victimized most frequently. Students identified as Black or African American (30.5%) were victimized two times less than White students. Thirty-five or 1.3% of victims in 2019 were reported as having an Unknown gender and 93 or 3.5% victims reported with an unknown race.

Chart 1: Victim Race

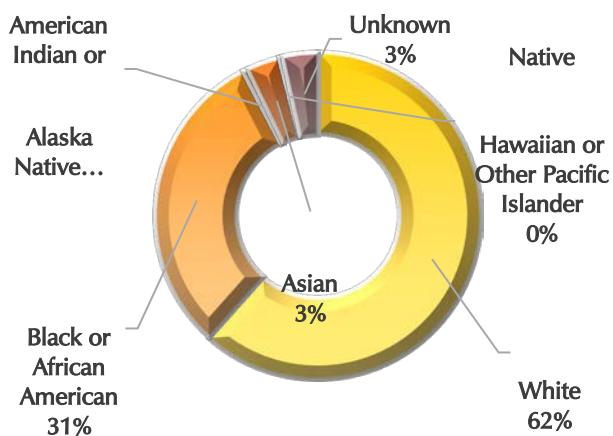
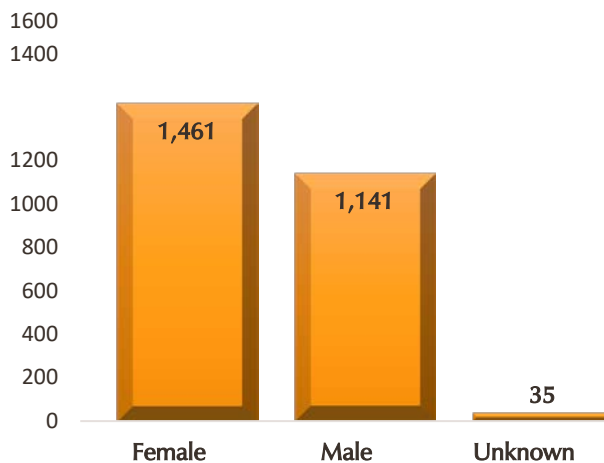


Chart 2: Victim Gender



Offender data revealed Male students made up 64.1% of the total number of reported offenders in 2019. Females, in contrast, accounted for 29.2%. A total of 1,298 Group A offenders were reported to TIBRS with an Unknown gender. The category of "Unknown" is used in instances where a Group A offense is reported by the victim and no information about the perpetrator is known.

Chart 3: Offender Race

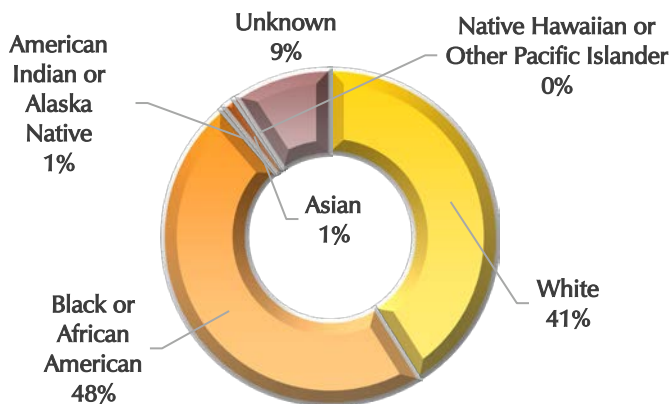
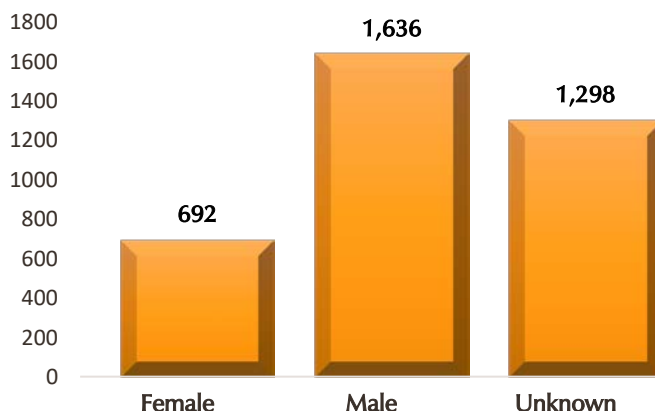


Chart 4: Offender Gender



Male students identified as White accounted for 22.1%, while male Black or African American students made up 21.2% of the reported offenders in 2019. Offender data on females revealed that Black or African American female students accounted for 10.5% while White Female students accounted for 7.9%.

Victim to Offender Relationship

The TIBRS data element of *Victim to Offender Relationship* is collected in all offenses considered to be Crimes Against Persons and Robbery. Collection of this information is beneficial when attempting to identify a connection, if any, between a specific victim and their offender. Some of the relationship types include: Intimate, Family, Acquaintance, Stranger, Victim was Offender, and Unknown.

Table 2: Offense by Relationship

Offense Category	Intimate	Family	Acquaintance	Stranger	Victim was Offender	Unknown
Kidnapping	2	0	1	1	0	1
Rape	1	0	16	1	0	2
Sodomy	0	0	2	0	0	1
Sexual Assault w/object	0	0	2	0	0	0
Fondling	1	0	17	2	0	7
Aggravated Assault	12	1	26	6	1	16
Simple Assault	67	22	184	37	20	69
Intimidation	16	7	127	28	12	72
Stalking	11	0	46	6	0	11
Robbery	1	0	2	3	0	7
Murder	0	0	0	0	0	1
Total	111	30	423	86	33	200

A total of 883 victim to offender relationships were reported in 2019. Of the 883 relationships reported, Acquaintance was the most frequently reported with 47.9%, whereas only 12.6% of relationship types were classified as Intimate. Further analysis of data listed in Table 2 revealed 67.6% of victims knew their offenders in some capacity, whereas 86 or 9.7% were reported as Strangers. There were 200 victims (22.7%) reported with an Unknown relationship to their offender.



Chart 5: Victim to Offender Relationship for Sex Offenses

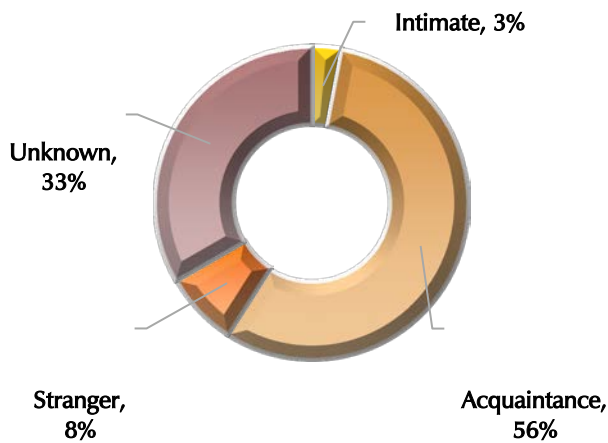
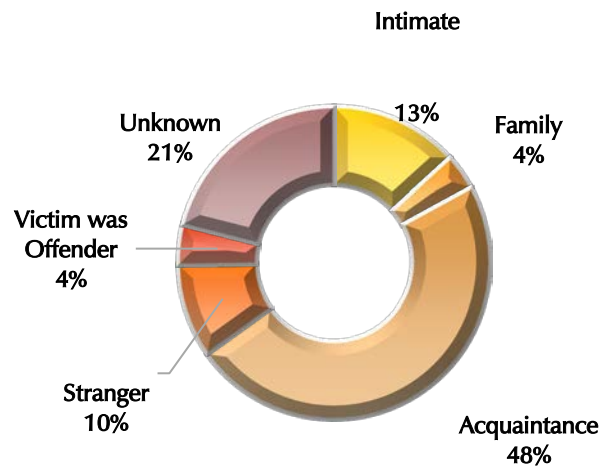


Chart 6: Victim to Offender Relationships for Assault Offenses



The relationship type of Acquaintance made up more than half of the reported relationship types for sexual offenses in 2019. Stranger, in comparison, made up 8% of sexual offenses. Simple Assault was the most frequently reported assault offense and of the 399 relationships reported with Simple Assault, 26.6% were reported as an Intimate relationship with the offender.



Additional Group A Analysis

TIBRS also collects the location in which the offense occurs. Colleges and universities across the state reported numerous crime locations.

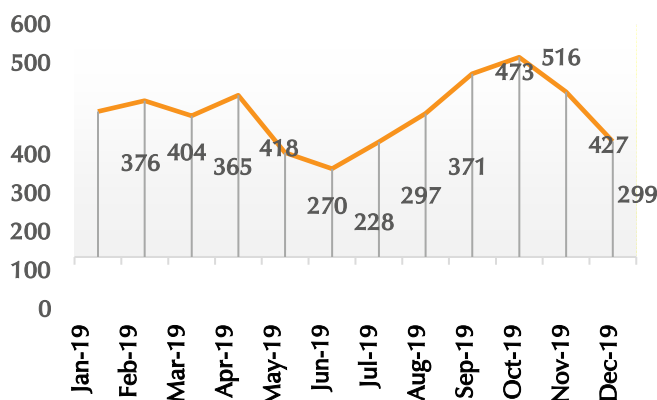
The most frequently reported location was “School-College/University” accounting for 37.2% of all locations. The next most frequently reported locations were “Residence/Home”, accounting for 17.8% of all reported locations, followed by “Parking/Drop Lot/Garage” at 16.6%.

Another noteworthy finding in this data revealed the location type of Cyberspace was reported 51 times in 2019, resulting in an increase of 75.9% from 2018. The Cyberspace location is defined as a virtual or internet-based network of two or more computers in separate locations, which communicate either through wired or wireless connections. Cyberspace is the only location type that cannot be reported as the primary location, nor can it be the only location type submitted in an incident. With each Cyberspace location entry, an additional primary location type must be submitted.

Other/Unknown is used when the reported location is not a defined location type or the

#	Table 3: Group A offenses by Location
2,166	School – College/University
1,040	Residence/Home
965	Parking Lot/Garage
489	Highway/Road/Alley
339	Hospital
87	Government/Public Building
86	Department/Discount Store
75	Restaurant
61	Doctor's Office
54	Library
53	Arena/Stadium/Fairgrounds/Coliseum
51	Commercial/Office Building
51	Cyberspace
43	Specialty store (TV, Fur, etc.)
39	Other/Unknown
33	Locker Room
31	Community Center
25	Construction Site
24	Park/Playground
18	School/College (Historical Only)
15	Field/Woods
15	Bank/Savings and Loan
10	Grocery/Supermarket
9	School – Elementary/Secondary
7	Convenience Store
7	Hotel/Motel/Etc.
7	Dock/Wharf/Freight/Modal Terminal
5	Movie Theater
4	Farm Facility
2	Daycare Facility
2	Abandoned/Condemned Structure
2	Service/Gas Station
2	Church/Synagogue/Temple
2	Industrial Site
1	Auto Dealership New/Used
1	Bar/Night Club
1	Liquor Store

Chart 7: 2019 Group A offenses by Month



Data on Chart 7 revealed October as having the most reported number of Group A offenses committed (11.6%), followed by September at 10.6%. The months with the lowest reported crimes are May (6.1%), June (5.1%), and July (6.7%), notably when enrollment at colleges decline for the summer months.

Violent Crime Overview

Violent Crimes shown on Table 4 increased by 4.5% from 2018 to 2019. Sex offenses such as Rape, Sodomy, and Fondling decreased significantly from 2018 to 2019. Though sex offenses are among the most under reported crimes by colleges and universities, the trend may be attributable due to a higher presence in law enforcement personnel on campus grounds. The offense categories of Aggravated Assault and Robbery both had increases.

Table 4: Annual Year Violent Crime Comparison

Offense Code	Offense Category	2016	2017	2018	2019	Percent Change 2018-2019
09A	Murder/Non negligent Manslaughter	0	0	1	1	0%
13A	Aggravated Assault	69	71	51	67	+31.4%
100	Kidnapping/Abduction	11	3	6	6	0%
120	Robbery	29	14	7	16	+128.6%
11A	Rape	65	50	45	36	-20%
11B	Sodomy	10	5	5	3	-40%
11C	Sexual Assault with an Object	7	1	3	2	-33.3%
11D	Fondling	44	46	37	31	-16.2%
	Total Violent Crimes	235	190	155	162	+4.5%

Certain TIBRS offenses, as shown in Table 5, require a weapon/force type to be reported. TIBRS captures information concerning various weapons being used to commit crime in the state of Tennessee. Personal Weapons (hands, fist, feet, etc.) were most often reported (51.5%) as the Weapon Type in violent crimes by colleges and universities in 2019. The overall category of “Firearms” accounted for an additional 10.3% of weapons used in violent crimes. Poison and Drugs/Narcotics/Sleeping Pills were the least reported weapon types used in 2019.

Table 5: Weapons Used in Violent Crimes

Offense Code	Offense Category	Weapon Type														
		Firearm/Firearm (Type not Stated)	Handgun	Handgun-Automatic	Knife/Cutting Instrument	Blunt Object	Motor Vehicle	Personal Weapons	Drugs/Narcotics/Sleeping Pills	Poison	Other	Unknown	Asphyxiation			
09A	Murder	0	1	0	0	0	0	0	0	0	0	0	0	0	0	0
100	Kidnapping	0	0	0	1	0	0	5	0	0	0	0	0	0	0	1
11A	Rape	0	0	0	1	0	0	28	0	3	0	0	2	0	0	0
11B	Sodomy	0	0	0	0	0	0	2	0	0	0	0	0	0	0	1
11C	Sexual Assault with an Object	0	0	0	0	0	0	2	0	0	0	0	0	0	0	0
11D	Fondling	0	0	0	0	0	0	25	0	0	0	1	0	0	0	0
100	Aggravated Assault	1	8	0	6	12	6	19	1	0	18	2	6	0	0	0
120	Robbery	0	5	2	0	0	0	4	0	0	1	1	0	0	0	0
	Total	1	14	2	8	12	6	85	1	3	20	7	6	0	0	0

Although TIBRS requires each entry to be the most specific, weapon types and use of force categories are based upon the types of weapons available for selection within the program criteria. “Other” is used when the weapon type is not available for selection in the program criteria and “Unknown” is used when the victim does not know the type of weapon used when the violent offense occurred.



Table 6: Non-Violent Crime Comparison

Offense Code	Offense Category	Percent Change						
		2016	2017	2018	2019	2016-2017	2017-2018	2018-2019
200	Arson	5	2	4	3	-60.0%	100.0%	-25.0%
13B	Simple Assault	447	379	320	387	-15.2%	-15.6%	20.9%
13C	Intimidation	269	247	198	263	-8.2%	-19.8%	32.8%
13D	Stalking	66	51	64	81	-22.7%	25%	26.6%
510	Bribery	1	1	0	1	-	-100.0%	-
220	Burglary	258	231	164	121	-10.5%	-29%	-26.3%
250	Counterfeiting/Forgery	37	40	42	55	8.1%	5%	30.9%
290	Destruction/Damage/Vandalism	680	669	535	567	-1.6%	-19.8%	6.0%
35A	Drugs/Narcotics Violation	607	633	598	567	4.3%	-5.5%	-5.2%
35B	Drug Equipment Violation	404	441	384	341	9.2%	-12.9%	-11.2%
270	Embezzlement	19	13	16	14	-31.6%	23.1%	-12.5%
210	Extortion/Blackmail	6	7	13	13	16.7%	85.7%	-
26A	False Pretenses/Swindle/Con	56	43	51	74	-23.2%	18.6%	45.1%
26B	Credit Card/ATM	45	58	32	46	28.9%	-44.8%	43.8%
26C	Impersonation	35	26	15	24	-25.7%	-42.3%	60.0%
26D	Welfare Fraud	0	0	0	0	-	-	-
26E	Wire Fraud	7	12	20	43	71.4%	66.7%	115.0%
26F	Fraud-Identity Theft	2	1	4	5	-50.0%	300.0%	25.0%
26G	Fraud-Computer Hacking/Invasion	1	0	5	7	-100.0%	-	40.0%
39A	Betting/Wagering	0	2	0	0	-	-100.0%	-
39B	Operation/Promoting/Assisting	0	0	0	0	-	-	-
39C	Gambling Equipment Violation	0	0	0	0	-	-	-
39D	Sports Tampering	0	0	0	0	-	-	-
09B	Negligent Manslaughter	0	0	0	0	-	-	-
09D	Negligent Vehicular Manslaughter	0	0	0	0	-	-	-
64A	Commercial Sex Acts	0	0	0	0	-	-	-
64B	Involuntary Servitude	0	0	0	0	-	-	-
23A	Pocket-Picking	0	5	1	0	-	-80.0%	-100.0%
23B	Purse-Snatching	1	0	2	0	-100.0%	-	-100.0%
23C	Shoplifting	79	78	89	90	-1.3%	14.1%	1.1%
23D	Theft from Building	857	782	756	692	-8.8%	-3.3%	-8.5%
23E	Theft from Coin Machine	9	8	21	12	-11.1%	162.5%	-42.9%
23F	Theft from Motor Vehicle	279	345	269	300	23.7%	-22.0%	11.5%
23G	Theft of Vehicle Parts	80	79	64	55	-1.3%	-19.0%	-14.1%
23H	All Other Larceny	422	406	346	344	-3.8%	-14.8%	-0.6%
240	Motor Vehicle Theft	56	66	85	70	17.9%	28.8%	-17.6%
370	Pornography/Obscene Material	3	4	1	0	33.3%	-75.0%	-100.0%
40A	Prostitution	0	0	0	1	-	-	-
40B	Assisting/Promotion Prostitution	0	0	0	0	-	-	-
40C	Purchasing Prostitution	0	0	1	0	-	-	-100.0%
36A	Incest	0	0	0	0	-	-	-
36B	Statutory Rape	1	1	0	0	0.0%	-100.0%	-
280	Stolen Property Offenses	1	12	6	12	1100.0%	-50.0%	100.0%
520	Weapon Law Violations	54	59	51	38	9.3%	-13.6%	-25.5%
90A	Bad Checks	0	1	1	1	-	-	-
90B	Curfew/Loitering/Vagrancy	3	3	5	3	-	66.7%	-40.0%
90C	Disorderly Conduct	86	73	47	65	-15.1%	-35.6%	38.3%
90D	Driving Under the Influence	64	103	67	63	60.9%	-35.0%	-6.0%
90E	Drunkenness	179	188	133	130	5.0%	-29.3%	-2.3%
90F	Family Offenses, Nonviolent	2	2	5	5	-	150.0%	-
90G	Liquor Law Violation	786	775	668	728	-1.4%	-13.8%	44.1%
90H	Peeping Tom	0	3	0	0	-	-100.0%	-
90J	Trespass of Real Property	144	188	102	147	30.6%	-45.7%	44.1%
90Z	All Other Offenses	101	113	70	79	11.9%	-38.1%	12.9%
Total Non-Violent Crimes		6,152	6,150	5,255	5,447	0.0%	-14.6%	3.7%

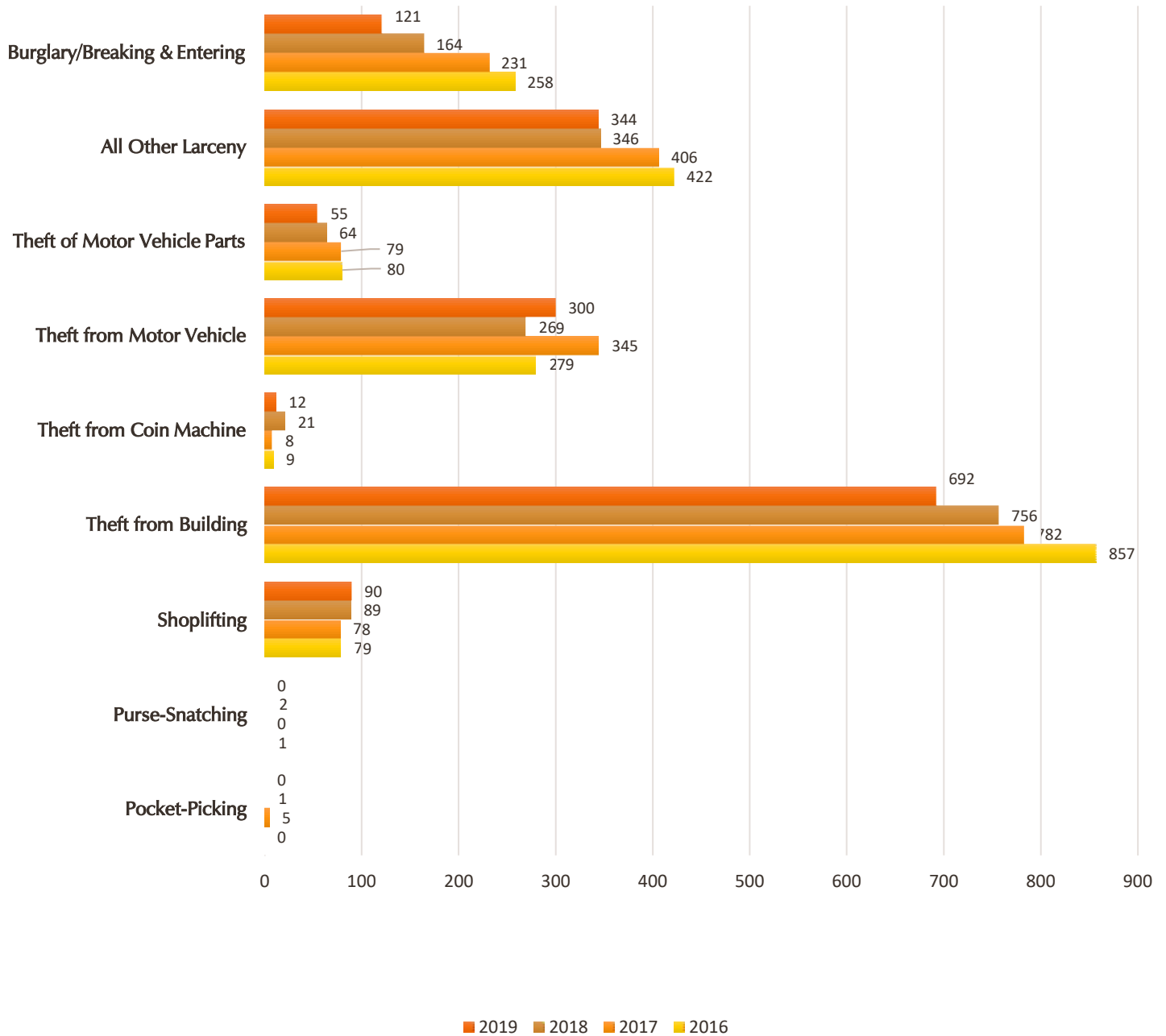
Footnote: The number zero (0) is defined as infinite by basic mathematical rules and is not divisible. Therefore, all calculations in the analysis using zero (0) result in an undefined result (-).



Larceny/Theft & Burglary Offenses

Larceny/Theft Offenses accounted for 26.7% of all the reported offenses in 2019. Burglaries, from 2016-2019 declined 53.1%. The Group A offenses of "Theft from a Building" and "Theft- All Other Larceny" have been the most reported offenses year to year.

Chart 8: 2016-2019 Theft and Burglary



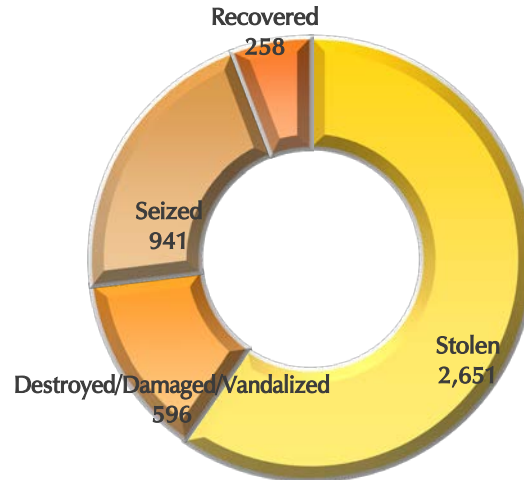
Although All Other Larceny was the second highest offense, there has been an 18.4% decline within the four-year time frame. Similarly, Theft from a Building also declined 19.3% from 2016-2019. Theft *from* Motor Vehicle increased by 7.5% from 2016-2019. Theft of Motor Vehicle Parts, in comparison, decreased by 31.3% within the same timeframe.

Per TIBRS, Crimes Against Property are measured by one offense for each distinct case except Motor Vehicle Theft, where one offense is counted for each vehicle stolen.

Data in Chart 9 displays "Stolen" as the highest reported category for Type of Property Loss accounting for a total of 59.2% followed by Seized at 21% in 2019.

Of all the reported Property Losses in 2019, 5.8% were later reported as Recovered. The Property Loss categories of Burned and Counterfeited/Forged accounted for 0.7% combined and are not included in Chart 9.

Chart 9: 2019 Property Loss Type



Larceny/Theft & Burglary Offenses

Offense categories of Larceny/Theft and Burglary were combined to explore the locations and time of day these crimes most commonly occurred in 2019 at colleges and universities.

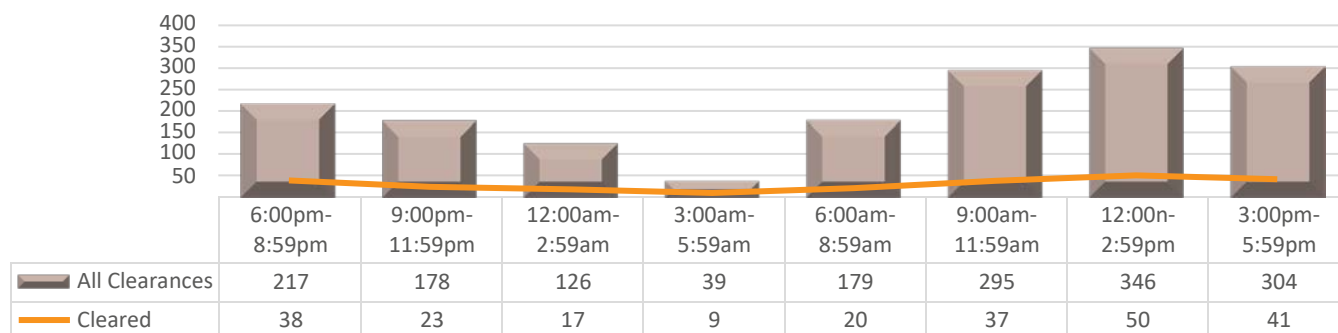
Identifying the location in which the crime occurred provides detailed information, such as crime patterns and trends. The most commonly reported locations where Larceny/Theft and Burglary offenses occurred (other than School-College/University) were Parking Lot/Garage (454) and Residence/Home (248). Table 7 details the various locations along with the number of 2019 Larceny/Theft and Burglary crimes reported in each location.

Chart 10 depicts the Larceny/Theft and Burglary crimes committed and cleared (e.g., the offender was arrested or the offense was cleared by exceptional means) by time of day. As expected, most Larceny/Theft and Burglary offenses occurred between the hours of 9:00am and 5:59pm, widely considered regular school hours.

The highest numbers of offenses shown to be cleared, whether by arrest or exceptional means, were those occurring between the hours of 12:00noon – 5:59pm.

#	Table 7: Larceny/Theft & Burglary offenses by Location
839	School-College/University
454	Parking Lot/Garage
248	Residence/Home
131	Highway/Road/Alley
106	Hospital
66	Department/Discount Store
45	Government/Public Building
39	Restaurant
34	Doctor's Office
33	Library
32	Locker Room
31	Arena/Stadium/Fairgrounds/Coliseum
27	Specialty store (TV, Fur, etc.)
21	Commercial/Office Building
19	Community Center
16	Construction Site
13	Other/Unknown
11	School/College(Historical Only)
10	Park/Playground
6	Field/Woods
4	School – Elementary/Secondary
3	Hotel/Motel/Etc.
2	Convenience Store
2	Grocery/Supermarket
2	Service/Gas Station
2	Daycare Facility
2	Church/Synagogue/Temple
2	Industrial Site
1	Dock/Wharf/Freight/Modal Terminal
1	Carport

Chart 10: Larceny/Theft & Burglary Offenses by Time of Day



Drug/Narcotic & Equipment Offenses

Of all the reported offenses committed in colleges/universities in 2019, the overall number of Drug/Narcotic Offenses accounted for 16.2%.

Specific locations listed in Table 8 were documented in Drug/Narcotic and Equipment offenses. The most frequently reported location category in 2019 was "School-College/University" at 32.7%, followed by "Residence/Home" at 30.3% and "Highway/Road/Alley" at 18.3%.

Males were the most frequent offender for drug-related crimes at 67.6%. Across all races, males (618) had a much higher frequency of committing drug-related crimes than females (268). Two offenders were reported as a Native Hawaiian or Other Pacific Islander and one American Indian or Alaska Native. There were also four offenders reported to be Asian. In 2019, Offenders with an unknown gender and unknown race accounted for only 3.0%.

Data displayed on Chart 11 reveals that the Race category of White accounted for the most reported Offender Race followed by Black or African American at 43%.

Further analysis indicated the reported number of seized Drug/Narcotics in 2019 decreased by 2.3% compared to 2016. Similarly, seized property with the description of Drug/Narcotic Equipment decreased by 15.4% between 2016 and 2019.

Number of Crimes	Table 8: Drug offenses by Location Type
420	School – College/University
389	Residence/Home
234	Highway/Road/Alley
127	Parking Lot/Garage
82	Hospital
5	Field/Woods
4	Other/Unknown
3	School/College(Historical Only)
3	Construction Site
2	Doctor's Office
2	Restaurant
2	Specialty store (TV, Fur, etc.)
2	Government/Public Building
2	Dock/Wharf/Freight/Modal Terminal
1	Commercial/Office Building
1	Community Center
1	Library
1	Arena/Stadium/Fairgrounds/Coliseum
1	Park/Playground

Chart 11: Drug Offender by Race

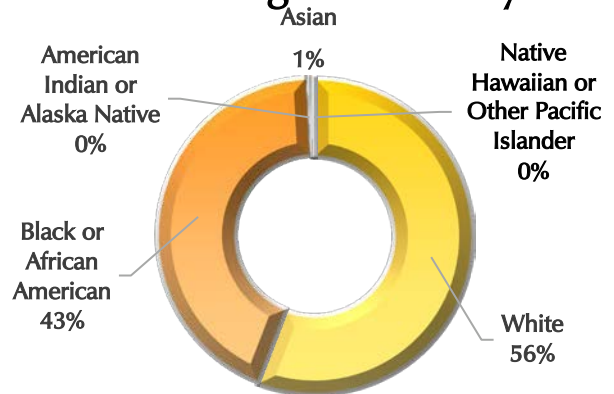
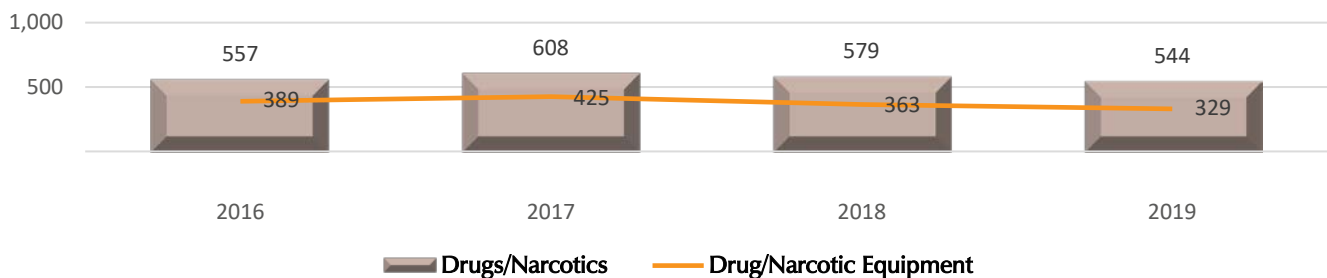


Chart 12: Seized Drugs and Drug Equipment



Group B Overview

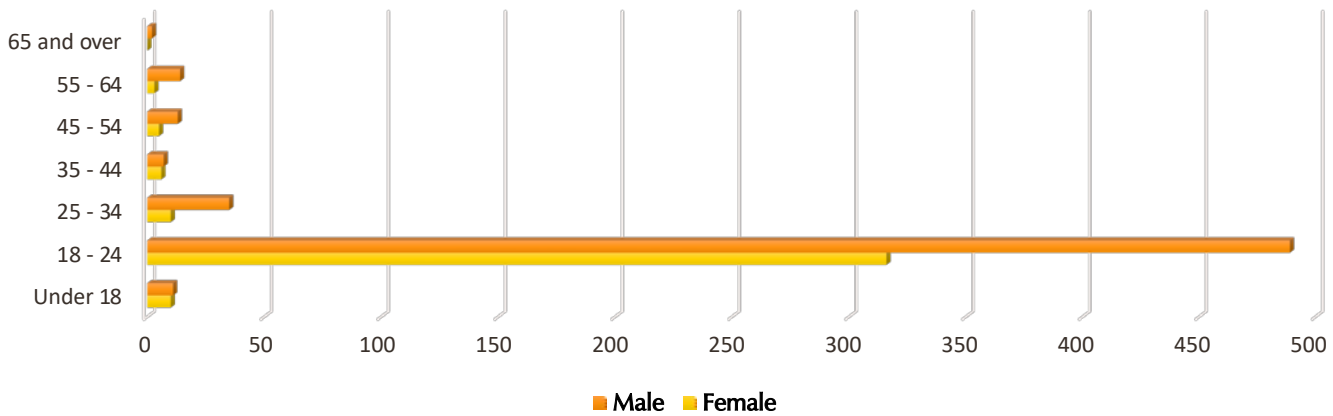
Unlike Group A offenses, Group B offenses are only reported to TIBRS when an arrest is made. Below is a table of offenses classified as Group B in TIBRS. The total number of reported Group B offenses increased by 11.2% from 2018-2019. Notably, from 2018-2019, Trespassing increased by 44.1%. Disorderly Conduct also had an increase at 38.3%.

Table 9: Group B Offenses by Year

Offense Type	2016	2017	2018	2019	2016-2019 %	2018-2019 %
Bad Checks	0	1	1	1	-	-
Curfew/Vagrancy	3	3	5	3	-	-40.0%
Disorderly Conduct	86	73	47	65	-24.4%	38.3%
DUI	64	103	67	63	-1.6%	-6.0%
Drunkenness	179	188	133	130	-27.4%	-2.3%
Family-Non Violent	2	2	5	5	150.0%	-
Liquor Law Violations	786	775	668	728	-7.4%	9.0%
Peeping Tom	0	3	0	0	-	-
Trespass	144	188	102	147	2.1%	44.1%
90Z: All Other Offenses	101	113	70	79	-21.8%	12.9%
Total	1,365	1,449	1,098	1,221	-10.5%	11.2%

Data on Chart 13 examines arrestee data on alcohol-related offenses such as DUI, Drunkenness, and Liquor Law Violations. Data revealed a total of 921 college students were arrested for alcohol-related crimes in 2019. Male students aged 18-24 accounted for 53.1% of the reported offenders while females in that same age group accounted for 34.3%. Overall offender gender data revealed that Males made up 62.0% while Females only accounted for 38.0%.

Chart 13: 2019 Arrestee by Gender and Age



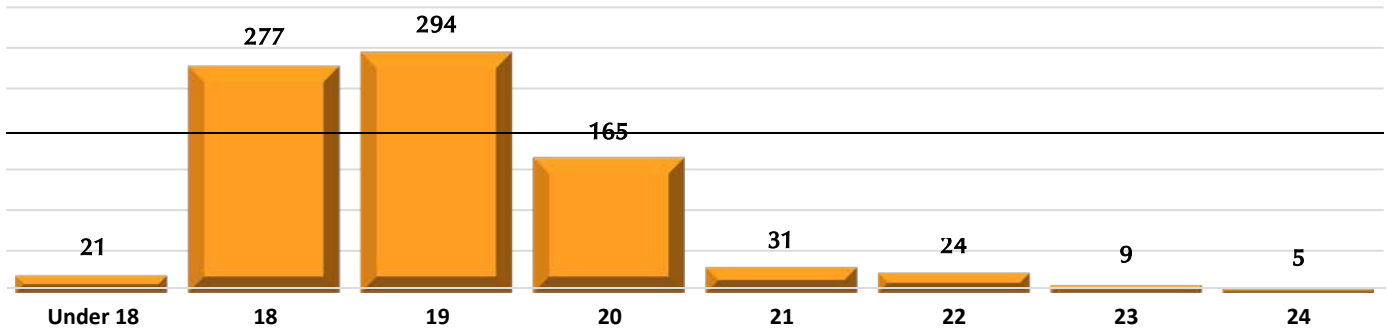
Offenders between the ages of 18-24 have consistently accounted for the highest reported age group in Colleges/Universities. Most college age students fall between 18 and 24.



DUI, Drunkenness, & Liquor Law Offenses continued

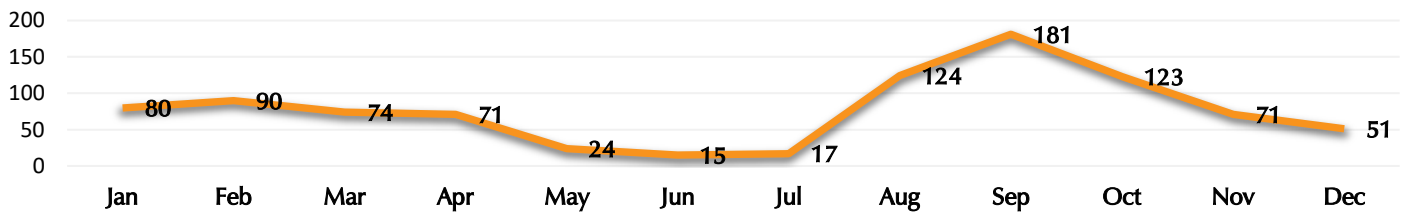
Data on Chart 14 revealed the age groups of 18 and 19 made up the highest reported arrestee age groups for alcohol-related offenses in 2019.

Chart 14: 2019 Arrestee Age Breakdown (18-24)



Alcohol-related offenses displayed on Chart 15 increased significantly in the month of September. This may be attributed to the beginning of a new semester. Liquor Law Violations accounted for the highest reported Group B offense at 59.6% in 2019. Examples of Liquor Law Violations include Open Container, Illegal Manufacture/Sale/Purchase, Underage Drinking, etc.

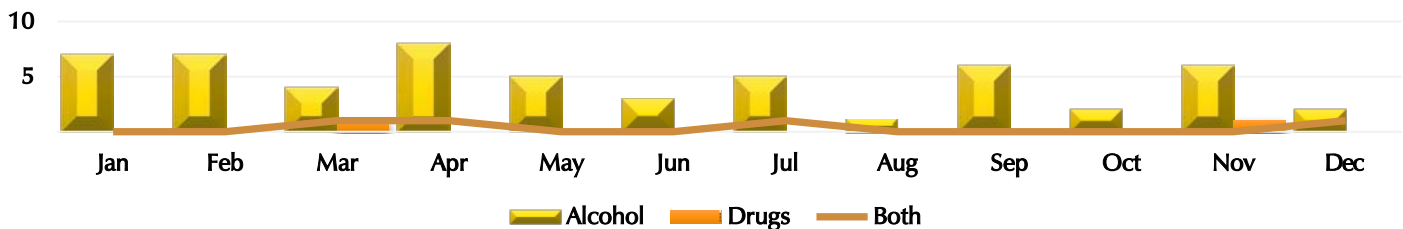
Chart 15: 2019 Alcohol Related Offenses by Month



Note: Alcohol-Related Offenses include DUI, Drunkenness and Liquor Law Violations

Per TIBRS, DUIs can be entered as alcohol-related, drug-related or both. Of the 63 reported DUIs in 2019, Colleges/Universities reported alcohol-related DUIs more frequently than drug-related DUIs. Most Alcohol Related DUIs occurred in the month of April (9), followed by January/February (7). Four DUIs in 2019 were reported as the offender using both—Drugs and Alcohol.

Chart 16: DUI Cause (Alcohol, Drugs or Both)



Alcohol-Related Offenses, such as Drunkenness and Liquor Law Violations are not included in this chart.





Crime on Campus 2019

On-Campus Institutions

American Baptist College - 2019

GROUP A OFFENSES	Offense	Rate per 1,000	Cleared	% Cleared
Homicide Offenses (Total)	0	0.0	0	0.0
Murder	0	0.0	0	0.0
Negligent Manslaughter	0	0.0	0	0.0
Negligent Vehicular Manslaughter	0	0.0	0	0.0
Kidnapping/Abduction	0	0.0	0	0.0
Sex Offenses (Forcible) (Total)	0	0.0	0	0.0
Forcible Rape	0	0.0	0	0.0
Forcible Sodomy	0	0.0	0	0.0
Sexual Assault W/Object	0	0.0	0	0.0
Forcible Fondling	0	0.0	0	0.0
Robbery	0	0.0	0	0.0
Assault Offenses (Total)	0	0.0	0	0.0
Aggravated Assault	0	0.0	0	0.0
Simple Assault	0	0.0	0	0.0
Intimidation	0	0.0	0	0.0
Stalking	0	0.0	0	0.0
Arson	0	0.0	0	0.0
Extortion/Blackmail	0	0.0	0	0.0
Burglary	0	0.0	0	0.0
Larceny/Theft Offenses (Total)	0	0.0	0	0.0
Theft - Pocket-picking	0	0.0	0	0.0
Theft - Purse Snatching	0	0.0	0	0.0
Theft - Shoplifting	0	0.0	0	0.0
Theft From Building	0	0.0	0	0.0
Theft From Coin Machine	0	0.0	0	0.0
Theft From Motor Vehicle	0	0.0	0	0.0
Theft of Motor Vehicle Parts	0	0.0	0	0.0
Theft - All Other Larceny	0	0.0	0	0.0
Motor Vehicle Theft	0	0.0	0	0.0
Counterfeiting/Forgery	0	0.0	0	0.0
Fraud Offenses (Total)	0	0.0	0	0.0
Fraud - Computer Hacking/Invasion	0	0.0	0	0.0
Fraud - Credit Card/ATM	0	0.0	0	0.0
Fraud - False Pretenses	0	0.0	0	0.0
Fraud - Identity Theft	0	0.0	0	0.0
Fraud - Impersonation	0	0.0	0	0.0
Fraud - Welfare	0	0.0	0	0.0
Fraud - Wire	0	0.0	0	0.0
Embezzlement	0	0.0	0	0.0
Stolen Property Offenses	0	0.0	0	0.0
Destruction/Damage/Vandalism	0	0.0	0	0.0
Drug/Narcotic Violations (Total)	0	0.0	0	0.0
Drug/Narcotic Violations	0	0.0	0	0.0
Drug/Narcotic Equipment Violations	0	0.0	0	0.0

GROUP A OFFENSES	Offense	Rate per 1,000	Cleared	% Cleared
Sex Offenses (Non-forcible) (Total)	0	0.0	0	0.0
Incest	0	0.0	0	0.0
Statutory Rape	0	0.0	0	0.0
Pornography/Obscene Material	0	0.0	0	0.0
Gambling Offenses (Total)	0	0.0	0	0.0
Gambling - Betting/Wagering	0	0.0	0	0.0
Gambling - Operating/Promoting	0	0.0	0	0.0
Gambling - Equipment Violations	0	0.0	0	0.0
Gambling - Sports Tampering	0	0.0	0	0.0
Prostitution Offenses (Total)	0	0.0	0	0.0
Prostitution	0	0.0	0	0.0
Prostitution Assisting/Promoting	0	0.0	0	0.0
Purchasing Prostitution	0	0.0	0	0.0
Human Trafficking Offenses (Total)	0	0.0	0	0.0
Commercial Sex Acts	0	0.0	0	0.0
Involuntary Servitude	0	0.0	0	0.0
Bribery	0	0.0	0	0.0
Weapon Law Violations	0	0.0	0	0.0
Animal Cruelty	0	0.0	0	0.0

GROUP B OFFENSES	Offenses	Rate per 1,000
Bad Checks	0	0.0
Curfew/Vagrancy	0	0.0
Disorderly Conduct	0	0.0
DUI	0	0.0
Drunkenness	0	0.0
Family-Non Violent	0	0.0
Liquor Law Violations	0	0.0
Peeping Tom	0	0.0
Trespass	0	0.0
All Other Offenses	0	0.0

2019 Fall Term Campus Population
Undergraduate Enrollment
Graduate Enrollment
Staff Personnel
Faculty Personnel
Security Personnel
Total Campus Population



Aquinas College - 2019

GROUP A OFFENSES	Offense	Rate per 1,000	Cleared	% Cleared
Homicide Offenses (Total)	0	0.0	0	0.0
Murder	0	0.0	0	0.0
Negligent Manslaughter	0	0.0	0	0.0
Negligent Vehicular Manslaughter	0	0.0	0	0.0
Kidnapping/Abduction	0	0.0	0	0.0
Sex Offenses (Forcible) (Total)	0	0.0	0	0.0
Forcible Rape	0	0.0	0	0.0
Forcible Sodomy	0	0.0	0	0.0
Sexual Assault W/Object	0	0.0	0	0.0
Forcible Fondling	0	0.0	0	0.0
Robbery	0	0.0	0	0.0
Assault Offenses (Total)	0	0.0	0	0.0
Aggravated Assault	0	0.0	0	0.0
Simple Assault	0	0.0	0	0.0
Intimidation	0	0.0	0	0.0
Stalking	0	0.0	0	0.0
Arson	0	0.0	0	0.0
Extortion/Blackmail	0	0.0	0	0.0
Burglary	0	0.0	0	0.0
Larceny/Theft Offenses (Total)	1	10.8	0	0.0
Theft - Pocket-picking	0	0.0	0	0.0
Theft - Purse Snatching	0	0.0	0	0.0
Theft - Shoplifting	0	0.0	0	0.0
Theft From Building	1	10.8	0	0.0
Theft From Coin Machine	0	0.0	0	0.0
Theft From Motor Vehicle	0	0.0	0	0.0
Theft of Motor Vehicle Parts	0	0.0	0	0.0
Theft - All Other Larceny	0	0.0	0	0.0
Motor Vehicle Theft	0	0.0	0	0.0
Counterfeiting/Forgery	0	0.0	0	0.0
Fraud Offenses (Total)	0	0.0	0	0.0
Fraud - Computer Hacking/Invasion	0	0.0	0	0.0
Fraud - Credit Card/ATM	0	0.0	0	0.0
Fraud - False Pretenses	0	0.0	0	0.0
Fraud - Identity Theft	0	0.0	0	0.0
Fraud - Impersonation	0	0.0	0	0.0
Fraud - Welfare	0	0.0	0	0.0
Fraud - Wire	0	0.0	0	0.0
Embezzlement	0	0.0	0	0.0
Stolen Property Offenses	0	0.0	0	0.0
Destruction/Damage/Vandalism	0	0.0	0	0.0
Drug/Narcotic Violations (Total)	0	0.0	0	0.0
Drug/Narcotic Violations	0	0.0	0	0.0
Drug/Narcotic Equipment Violations	0	0.0	0	0.0

GROUP A OFFENSES	Offense	Rate per 1,000	Cleared	% Cleared
Sex Offenses (Non-forcible) (Total)	0	0.0	0	0.0
Incest	0	0.0	0	0.0
Statutory Rape	0	0.0	0	0.0
Pornography/Obscene Material	0	0.0	0	0.0
Gambling Offenses (Total)	0	0.0	0	0.0
Gambling - Betting/Wagering	0	0.0	0	0.0
Gambling - Operating/Promoting	0	0.0	0	0.0
Gambling - Equipment Violations	0	0.0	0	0.0
Gambling - Sports Tampering	0	0.0	0	0.0
Prostitution Offenses (Total)	0	0.0	0	0.0
Prostitution	0	0.0	0	0.0
Prostitution Assisting/Promoting	0	0.0	0	0.0
Purchasing Prostitution	0	0.0	0	0.0
Human Trafficking Offenses (Total)	0	0.0	0	0.0
Commercial Sex Acts	0	0.0	0	0.0
Involuntary Servitude	0	0.0	0	0.0
Bribery	0	0.0	0	0.0
Weapon Law Violations	0	0.0	0	0.0
Animal Cruelty	0	0.0	0	0.0

GROUP B OFFENSES	Offenses	Rate per 1,000
Bad Checks	0	0.0
Curfew/Vagrancy	0	0.0
Disorderly Conduct	0	0.0
DUI	0	0.0
Drunkenness	0	0.0
Family-Non Violent	0	0.0
Liquor Law Violations	0	0.0
Peeping Tom	0	0.0
Trespass	0	0.0
All Other Offenses	0	0.0

2019 Fall Term Campus Population	
Undergraduate Enrollment	36
Graduate Enrollment	19
Staff Personnel	10
Faculty Personnel	25
Security Personnel	3
Total Campus Population	93



Austin Peay State University - 2019

GROUP A OFFENSES	Offense	Rate per 1,000	Cleared	% Cleared
Homicide Offenses (Total)	1	0.1	1	100.0
Murder	1	0.1	1	100.0
Negligent Manslaughter	0	0.0	0	0.0
Negligent Vehicular Manslaughter	0	0.0	0	0.0
Kidnapping/Abduction	0	0.0	0	0.0
Sex Offenses (Forcible) (Total)	4	0.3	3	75.0
Forcible Rape	2	0.2	1	50.0
Forcible Sodomy	0	0.0	0	0.0
Sexual Assault W/Object	0	0.0	0	0.0
Forcible Fondling	2	0.2	2	100.0
Robbery	0	0.0	0	0.0
Assault Offenses (Total)	26	2.2	15	57.7
Aggravated Assault	2	0.2	2	100.0
Simple Assault	10	0.8	9	90.0
Intimidation	9	0.8	2	22.2
Stalking	5	0.4	2	40.0
Arson	0	0.0	0	0.0
Extortion/Blackmail	0	0.0	0	0.0
Burglary	6	0.5	0	0.0
Larceny/Theft Offenses (Total)	17	1.4	2	11.8
Theft - Pocket-picking	0	0.0	0	0.0
Theft - Purse Snatching	0	0.0	0	0.0
Theft - Shoplifting	1	0.1	1	100.0
Theft From Building	5	0.4	1	20.0
Theft From Coin Machine	0	0.0	0	0.0
Theft From Motor Vehicle	5	0.4	0	0.0
Theft of Motor Vehicle Parts	2	0.2	0	0.0
Theft - All Other Larceny	4	0.3	0	0.0
Motor Vehicle Theft	5	0.4	1	20.0
Counterfeiting/Forgery	0	0.0	0	0.0
Fraud Offenses (Total)	1	0.1	0	0.0
Fraud - Computer Hacking/Invasion	0	0.0	0	0.0
Fraud - Credit Card/ATM	0	0.0	0	0.0
Fraud - False Pretenses	1	0.1	0	0.0
Fraud - Identity Theft	0	0.0	0	0.0
Fraud - Impersonation	0	0.0	0	0.0
Fraud - Welfare	0	0.0	0	0.0
Fraud - Wire	0	0.0	0	0.0
Embezzlement	0	0.0	0	0.0
Stolen Property Offenses	0	0.0	0	0.0
Destruction/Damage/Vandalism	15	1.3	2	13.3
Drug/Narcotic Violations (Total)	62	5.2	57	91.9
Drug/Narcotic Violations	46	3.9	42	91.3
Drug/Narcotic Equipment Violations	16	1.4	15	93.8

GROUP A OFFENSES	Offense	Rate per 1,000	Cleared	% Cleared
Sex Offenses (Non-forcible) (Total)	0	0.0	0	0.0
Incest	0	0.0	0	0.0
Statutory Rape	0	0.0	0	0.0
Pornography/Obscene Material	0	0.0	0	0.0
Gambling Offenses (Total)	0	0.0	0	0.0
Gambling - Betting/Wagering	0	0.0	0	0.0
Gambling - Operating/Promoting	0	0.0	0	0.0
Gambling - Equipment Violations	0	0.0	0	0.0
Gambling - Sports Tampering	0	0.0	0	0.0
Prostitution Offenses (Total)	0	0.0	0	0.0
Prostitution	0	0.0	0	0.0
Prostitution Assisting/Promoting	0	0.0	0	0.0
Purchasing Prostitution	0	0.0	0	0.0
Human Trafficking Offenses (Total)	0	0.0	0	0.0
Commercial Sex Acts	0	0.0	0	0.0
Involuntary Servitude	0	0.0	0	0.0
Bribery	0	0.0	0	0.0
Weapon Law Violations	2	0.2	2	100.0
Animal Cruelty	0	0.0	0	0.0

GROUP B OFFENSES	Offenses	Rate per 1,000
Bad Checks	0	0.0
Curfew/Vagrancy	0	0.0
Disorderly Conduct	1	0.1
DUI	1	0.1
Drunkenness	8	0.7
Family-Non Violent	0	0.0
Liquor Law Violations	20	1.7
Peeping Tom	0	0.0
Trespass	5	0.4
All Other Offenses	9	0.8

2019 Fall Term Campus Population	
Undergraduate Enrollment	9,773
Graduate Enrollment	1,061
Staff Personnel	581
Faculty Personnel	398
Security Personnel	19
Total Campus Population	11,832



Baptist Memorial College of Health Sciences - 2019

GROUP A OFFENSES	Offense	Rate per 1,000	Cleared	% Cleared
Homicide Offenses (Total)	0	0.0	0	0.0
Murder	0	0.0	0	0.0
Negligent Manslaughter	0	0.0	0	0.0
Negligent Vehicular Manslaughter	0	0.0	0	0.0
Kidnapping/Abduction	0	0.0	0	0.0
Sex Offenses (Forcible) (Total)	0	0.0	0	0.0
Forcible Rape	0	0.0	0	0.0
Forcible Sodomy	0	0.0	0	0.0
Sexual Assault W/Object	0	0.0	0	0.0
Forcible Fondling	0	0.0	0	0.0
Robbery	0	0.0	0	0.0
Assault Offenses (Total)	0	0.0	0	0.0
Aggravated Assault	0	0.0	0	0.0
Simple Assault	0	0.0	0	0.0
Intimidation	0	0.0	0	0.0
Stalking	0	0.0	0	0.0
Arson	0	0.0	0	0.0
Extortion/Blackmail	0	0.0	0	0.0
Burglary	0	0.0	0	0.0
Larceny/Theft Offenses (Total)	0	0.0	0	0.0
Theft - Pocket-picking	0	0.0	0	0.0
Theft - Purse Snatching	0	0.0	0	0.0
Theft - Shoplifting	0	0.0	0	0.0
Theft From Building	0	0.0	0	0.0
Theft From Coin Machine	0	0.0	0	0.0
Theft From Motor Vehicle	0	0.0	0	0.0
Theft of Motor Vehicle Parts	0	0.0	0	0.0
Theft - All Other Larceny	0	0.0	0	0.0
Motor Vehicle Theft	0	0.0	0	0.0
Counterfeiting/Forgery	0	0.0	0	0.0
Fraud Offenses (Total)	0	0.0	0	0.0
Fraud - Computer Hacking/Invasion	0	0.0	0	0.0
Fraud - Credit Card/ATM	0	0.0	0	0.0
Fraud - False Pretenses	0	0.0	0	0.0
Fraud - Identity Theft	0	0.0	0	0.0
Fraud - Impersonation	0	0.0	0	0.0
Fraud - Welfare	0	0.0	0	0.0
Fraud - Wire	0	0.0	0	0.0
Embezzlement	0	0.0	0	0.0
Stolen Property Offenses	0	0.0	0	0.0
Destruction/Damage/Vandalism	0	0.0	0	0.0
Drug/Narcotic Violations (Total)	0	0.0	0	0.0
Drug/Narcotic Violations	0	0.0	0	0.0
Drug/Narcotic Equipment Violations	0	0.0	0	0.0

GROUP A OFFENSES	Offense	Rate per 1,000	Cleared	% Cleared
Sex Offenses (Non-forcible) (Total)	0	0.0	0	0.0
Incest	0	0.0	0	0.0
Statutory Rape	0	0.0	0	0.0
Pornography/Obscene Material	0	0.0	0	0.0
Gambling Offenses (Total)	0	0.0	0	0.0
Gambling - Betting/Wagering	0	0.0	0	0.0
Gambling - Operating/Promoting	0	0.0	0	0.0
Gambling - Equipment Violations	0	0.0	0	0.0
Gambling - Sports Tampering	0	0.0	0	0.0
Prostitution Offenses (Total)	0	0.0	0	0.0
Prostitution	0	0.0	0	0.0
Prostitution Assisting/Promoting	0	0.0	0	0.0
Purchasing Prostitution	0	0.0	0	0.0
Human Trafficking Offenses (Total)	0	0.0	0	0.0
Commercial Sex Acts	0	0.0	0	0.0
Involuntary Servitude	0	0.0	0	0.0
Bribery	0	0.0	0	0.0
Weapon Law Violations	0	0.0	0	0.0
Animal Cruelty	0	0.0	0	0.0

GROUP B OFFENSES	Offenses	Rate per 1,000
Bad Checks	0	0.0
Curfew/Vagrancy	0	0.0
Disorderly Conduct	0	0.0
DUI	0	0.0
Drunkenness	0	0.0
Family-Non Violent	0	0.0
Liquor Law Violations	0	0.0
Peeping Tom	0	0.0
Trespass	0	0.0
All Other Offenses	0	0.0

2019 Fall Term Campus Population	
Undergraduate Enrollment	636
Graduate Enrollment	18
Staff Personnel	83
Faculty Personnel	65
Security Personnel	10
Total Campus Population	812



Belhaven University - 2019

GROUP A OFFENSES	Offense	Rate per 1,000	Cleared	% Cleared
Homicide Offenses (Total)	0	0.0	0	0.0
Murder	0	0.0	0	0.0
Negligent Manslaughter	0	0.0	0	0.0
Negligent Vehicular Manslaughter	0	0.0	0	0.0
Kidnapping/Abduction	0	0.0	0	0.0
Sex Offenses (Forcible) (Total)	0	0.0	0	0.0
Forcible Rape	0	0.0	0	0.0
Forcible Sodomy	0	0.0	0	0.0
Sexual Assault W/Object	0	0.0	0	0.0
Forcible Fondling	0	0.0	0	0.0
Robbery	0	0.0	0	0.0
Assault Offenses (Total)	0	0.0	0	0.0
Aggravated Assault	0	0.0	0	0.0
Simple Assault	0	0.0	0	0.0
Intimidation	0	0.0	0	0.0
Stalking	0	0.0	0	0.0
Arson	0	0.0	0	0.0
Extortion/Blackmail	0	0.0	0	0.0
Burglary	0	0.0	0	0.0
Larceny/Theft Offenses (Total)	0	0.0	0	0.0
Theft - Pocket-picking	0	0.0	0	0.0
Theft - Purse Snatching	0	0.0	0	0.0
Theft - Shoplifting	0	0.0	0	0.0
Theft From Building	0	0.0	0	0.0
Theft From Coin Machine	0	0.0	0	0.0
Theft From Motor Vehicle	0	0.0	0	0.0
Theft of Motor Vehicle Parts	0	0.0	0	0.0
Theft - All Other Larceny	0	0.0	0	0.0
Motor Vehicle Theft	0	0.0	0	0.0
Counterfeiting/Forgery	0	0.0	0	0.0
Fraud Offenses (Total)	0	0.0	0	0.0
Fraud - Computer Hacking/Invasion	0	0.0	0	0.0
Fraud - Credit Card/ATM	0	0.0	0	0.0
Fraud - False Pretenses	0	0.0	0	0.0
Fraud - Identity Theft	0	0.0	0	0.0
Fraud - Impersonation	0	0.0	0	0.0
Fraud - Welfare	0	0.0	0	0.0
Fraud - Wire	0	0.0	0	0.0
Embezzlement	0	0.0	0	0.0
Stolen Property Offenses	0	0.0	0	0.0
Destruction/Damage/Vandalism	0	0.0	0	0.0
Drug/Narcotic Violations (Total)	0	0.0	0	0.0
Drug/Narcotic Violations	0	0.0	0	0.0
Drug/Narcotic Equipment Violations	0	0.0	0	0.0

GROUP A OFFENSES	Offense	Rate per 1,000	Cleared	% Cleared
Sex Offenses (Non forcible) (Total)	0	0.0	0	0.0
Incest	0	0.0	0	0.0
Statutory Rape	0	0.0	0	0.0
Pornography/Obscene Material	0	0.0	0	0.0
Gambling Offenses (Total)	0	0.0	0	0.0
Gambling - Betting/Wagering	0	0.0	0	0.0
Gambling - Operating/Promoting	0	0.0	0	0.0
Gambling - Equipment Violations	0	0.0	0	0.0
Gambling - Sports Tampering	0	0.0	0	0.0
Prostitution Offenses (Total)	0	0.0	0	0.0
Prostitution	0	0.0	0	0.0
Prostitution Assisting/Promoting	0	0.0	0	0.0
Purchasing Prostitution	0	0.0	0	0.0
Human Trafficking Offenses (Total)	0	0.0	0	0.0
Commercial Sex Acts	0	0.0	0	0.0
Involuntary Servitude	0	0.0	0	0.0
Bribery	0	0.0	0	0.0
Weapon Law Violations	0	0.0	0	0.0
Animal Cruelty	0	0.0	0	0.0

GROUP B OFFENSES	Offenses	Rate per 1,000
Bad Checks	0	0.0
Curfew/Vagrancy	0	0.0
Disorderly Conduct	0	0.0
DUI	0	0.0
Drunkenness	0	0.0
Family-Non Violent	0	0.0
Liquor Law Violations	0	0.0
Peeping Tom	0	0.0
Trespass	0	0.0
All Other Offenses	0	0.0

2019 Fall Term Campus Population	
Undergraduate Enrollment	
Graduate Enrollment	
Staff Personnel	
Faculty Personnel	
Security Personnel	
Total Campus Population	



Belmont University - 2019

GROUP A OFFENSES	Offense	Rate per 1,000	Cleared	% Cleared
Homicide Offenses (Total)	0	0.0	0	0.0
Murder	0	0.0	0	0.0
Negligent Manslaughter	0	0.0	0	0.0
Negligent Vehicular Manslaughter	0	0.0	0	0.0
Kidnapping/Abduction	0	0.0	0	0.0
Sex Offenses (Forcible) (Total)	4	0.4	0	0.0
Forcible Rape	2	0.2	0	0.0
Forcible Sodomy	0	0.0	0	0.0
Sexual Assault W/Object	0	0.0	0	0.0
Forcible Fondling	2	0.2	0	0.0
Robbery	5	0.5	0	0.0
Assault Offenses (Total)	7	0.7	0	0.0
Aggravated Assault	0	0.0	0	0.0
Simple Assault	5	0.5	0	0.0
Intimidation	1	0.1	0	0.0
Stalking	1	0.1	0	0.0
Arson	0	0.0	0	0.0
Extortion/Blackmail	2	0.2	0	0.0
Burglary	4	0.4	0	0.0
Larceny/Theft Offenses (Total)	51	5.0	1	2.0
Theft - Pocket-picking	0	0.0	0	0.0
Theft - Purse Snatching	0	0.0	0	0.0
Theft - Shoplifting	1	0.1	0	0.0
Theft From Building	15	1.5	0	0.0
Theft From Coin Machine	0	0.0	0	0.0
Theft From Motor Vehicle	21	2.1	1	4.8
Theft of Motor Vehicle Parts	1	0.1	0	0.0
Theft - All Other Larceny	13	1.3	0	0.0
Motor Vehicle Theft	6	0.6	0	0.0
Counterfeiting/Forgery	0	0.0	0	0.0
Fraud Offenses (Total)	3	0.3	0	0.0
Fraud - Computer Hacking/Invasion	0	0.0	0	0.0
Fraud - Credit Card/ATM	0	0.0	0	0.0
Fraud - False Pretenses	0	0.0	0	0.0
Fraud - Identity Theft	0	0.0	0	0.0
Fraud - Impersonation	0	0.0	0	0.0
Fraud - Welfare	0	0.0	0	0.0
Fraud - Wire	3	0.3	0	0.0
Embezzlement	0	0.0	0	0.0
Stolen Property Offenses	0	0.0	0	0.0
Destruction/Damage/Vandalism	13	1.3	1	7.7
Drug/Narcotic Violations (Total)	33	3.2	33	100.0
Drug/Narcotic Violations	14	1.4	14	100.0
Drug/Narcotic Equipment Violations	19	1.9	19	100.0

GROUP A OFFENSES	Offense	Rate per 1,000	Cleared	% Cleared
Sex Offenses (Non forcible) (Total)	0	0.0	0	0.0
Incest	0	0.0	0	0.0
Statutory Rape	0	0.0	0	0.0
Pornography/Obscene Material	0	0.0	0	0.0
Gambling Offenses (Total)	0	0.0	0	0.0
Gambling - Betting/Wagering	0	0.0	0	0.0
Gambling - Operating/Promoting	0	0.0	0	0.0
Gambling - Equipment Violations	0	0.0	0	0.0
Gambling - Sports Tampering	0	0.0	0	0.0
Prostitution Offenses (Total)	0	0.0	0	0.0
Prostitution	0	0.0	0	0.0
Prostitution Assisting/Promoting	0	0.0	0	0.0
Purchasing Prostitution	0	0.0	0	0.0
Human Trafficking Offenses (Total)	0	0.0	0	0.0
Commercial Sex Acts	0	0.0	0	0.0
Involuntary Servitude	0	0.0	0	0.0
Bribery	0	0.0	0	0.0
Weapon Law Violations	0	0.0	0	0.0
Animal Cruelty	0	0.0	0	0.0

GROUP B OFFENSES	Offenses	Rate per 1,000
Bad Checks	0	0.0
Curfew/Vagrancy	2	0.2
Disorderly Conduct	0	0.0
DUI	1	0.1
Drunkenness	0	0.0
Family-Non Violent	0	0.0
Liquor Law Violations	13	1.3
Peeping Tom	0	0.0
Trespass	2	0.2
All Other Offenses	0	0.0

2019 Fall Term Campus Population	
Undergraduate Enrollment	6,733
Graduate Enrollment	1,536
Staff Personnel	1,142
Faculty Personnel	790
Security Personnel	31
Total Campus Population	10,232



Bethel University - 2019

GROUP A OFFENSES	Offense	Rate per 1,000	Cleared	% Cleared
Homicide Offenses (Total)	0	0.0	0	0.0
Murder	0	0.0	0	0.0
Negligent Manslaughter	0	0.0	0	0.0
Negligent Vehicular Manslaughter	0	0.0	0	0.0
Kidnapping/Abduction	0	0.0	0	0.0
Sex Offenses (Forcible) (Total)	0	0.0	0	0.0
Forcible Rape	0	0.0	0	0.0
Forcible Sodomy	0	0.0	0	0.0
Sexual Assault W/Object	0	0.0	0	0.0
Forcible Fondling	0	0.0	0	0.0
Robbery	0	0.0	0	0.0
Assault Offenses (Total)	41	19.3	31	75.6
Aggravated Assault	1	0.5	0	0.0
Simple Assault	20	9.4	19	95.0
Intimidation	15	7.0	7	46.7
Stalking	5	2.3	5	100.0
Arson	0	0.0	0	0.0
Extortion/Blackmail	0	0.0	0	0.0
Burglary	1	0.5	0	0.0
Larceny/Theft Offenses (Total)	13	6.1	0	0.0
Theft - Pocket-picking	0	0.0	0	0.0
Theft - Purse Snatching	0	0.0	0	0.0
Theft - Shoplifting	0	0.0	0	0.0
Theft From Building	10	4.7	0	0.0
Theft From Coin Machine	0	0.0	0	0.0
Theft From Motor Vehicle	0	0.0	0	0.0
Theft of Motor Vehicle Parts	0	0.0	0	0.0
Theft - All Other Larceny	3	1.4	0	0.0
Motor Vehicle Theft	0	0.0	0	0.0
Counterfeiting/Forgery	0	0.0	0	0.0
Fraud Offenses (Total)	1	0.5	1	100.0
Fraud - Computer Hacking/Invasion	0	0.0	0	0.0
Fraud - Credit Card/ATM	1	0.5	1	100.0
Fraud - False Pretenses	0	0.0	0	0.0
Fraud - Identity Theft	0	0.0	0	0.0
Fraud - Impersonation	0	0.0	0	0.0
Fraud - Welfare	0	0.0	0	0.0
Fraud - Wire	0	0.0	0	0.0
Embezzlement	0	0.0	0	0.0
Stolen Property Offenses	0	0.0	0	0.0
Destruction/Damage/Vandalism	9	4.2	2	22.2
Drug/Narcotic Violations (Total)	13	6.1	13	100.0
Drug/Narcotic Violations	8	3.8	8	100.0
Drug/Narcotic Equipment Violations	5	2.3	5	100.0

GROUP A OFFENSES	Offense	Rate per 1,000	Cleared	% Cleared
Sex Offenses (Non forcible) (Total)	0	0.0	0	0.0
Incest	0	0.0	0	0.0
Statutory Rape	0	0.0	0	0.0
Pornography/Obscene Material	0	0.0	0	0.0
Gambling Offenses (Total)	0	0.0	0	0.0
Gambling - Betting/Wagering	0	0.0	0	0.0
Gambling - Operating/Promoting	0	0.0	0	0.0
Gambling - Equipment Violations	0	0.0	0	0.0
Gambling - Sports Tampering	0	0.0	0	0.0
Prostitution Offenses (Total)	0	0.0	0	0.0
Prostitution	0	0.0	0	0.0
Prostitution Assisting/Promoting	0	0.0	0	0.0
Purchasing Prostitution	0	0.0	0	0.0
Human Trafficking Offenses (Total)	0	0.0	0	0.0
Commercial Sex Acts	0	0.0	0	0.0
Involuntary Servitude	0	0.0	0	0.0
Bribery	0	0.0	0	0.0
Weapon Law Violations	0	0.0	0	0.0
Animal Cruelty	0	0.0	0	0.0

GROUP B OFFENSES	Offenses	Rate per 1,000
Bad Checks	0	0.0
Curfew/Vagrancy	0	0.0
Disorderly Conduct	2	0.9
DUI	0	0.0
Drunkenness	0	0.0
Family-Non Violent	0	0.0
Liquor Law Violations	4	1.9
Peeping Tom	0	0.0
Trespass	0	0.0
All Other Offenses	0	0.0

2019 Fall Term Campus Population	
Undergraduate Enrollment	1,371
Graduate Enrollment	167
Staff Personnel	340
Faculty Personnel	240
Security Personnel	11
Total Campus Population	2,129



Brightwood College - 2019

GROUP A OFFENSES	Offense	Rate per 1,000	Cleared	% Cleared
Homicide Offenses (Total)	0	0.0	0	0.0
Murder	0	0.0	0	0.0
Negligent Manslaughter	0	0.0	0	0.0
Negligent Vehicular Manslaughter	0	0.0	0	0.0
Kidnapping/Abduction	0	0.0	0	0.0
Sex Offenses (Forcible) (Total)	0	0.0	0	0.0
Forcible Rape	0	0.0	0	0.0
Forcible Sodomy	0	0.0	0	0.0
Sexual Assault W/Object	0	0.0	0	0.0
Forcible Fondling	0	0.0	0	0.0
Robbery	0	0.0	0	0.0
Assault Offenses (Total)	0	0.0	0	0.0
Aggravated Assault	0	0.0	0	0.0
Simple Assault	0	0.0	0	0.0
Intimidation	0	0.0	0	0.0
Stalking	0	0.0	0	0.0
Arson	0	0.0	0	0.0
Extortion/Blackmail	0	0.0	0	0.0
Burglary	0	0.0	0	0.0
Larceny/Theft Offenses (Total)	0	0.0	0	0.0
Theft - Pocket-picking	0	0.0	0	0.0
Theft - Purse Snatching	0	0.0	0	0.0
Theft - Shoplifting	0	0.0	0	0.0
Theft From Building	0	0.0	0	0.0
Theft From Coin Machine	0	0.0	0	0.0
Theft From Motor Vehicle	0	0.0	0	0.0
Theft of Motor Vehicle Parts	0	0.0	0	0.0
Theft - All Other Larceny	0	0.0	0	0.0
Motor Vehicle Theft	0	0.0	0	0.0
Counterfeiting/Forgery	0	0.0	0	0.0
Fraud Offenses (Total)	0	0.0	0	0.0
Fraud - Computer Hacking/Invasion	0	0.0	0	0.0
Fraud - Credit Card/ATM	0	0.0	0	0.0
Fraud - False Pretenses	0	0.0	0	0.0
Fraud - Identity Theft	0	0.0	0	0.0
Fraud - Impersonation	0	0.0	0	0.0
Fraud - Welfare	0	0.0	0	0.0
Fraud - Wire	0	0.0	0	0.0
Embezzlement	0	0.0	0	0.0
Stolen Property Offenses	0	0.0	0	0.0
Destruction/Damage/Vandalism	0	0.0	0	0.0
Drug/Narcotic Violations (Total)	0	0.0	0	0.0
Drug/Narcotic Violations	0	0.0	0	0.0
Drug/Narcotic Equipment Violations	0	0.0	0	0.0

GROUP A OFFENSES	Offense	Rate per 1,000	Cleared	% Cleared
Sex Offenses (Non forcible) (Total)	0	0.0	0	0.0
Incest	0	0.0	0	0.0
Statutory Rape	0	0.0	0	0.0
Pornography/Obscene Material	0	0.0	0	0.0
Gambling Offenses (Total)	0	0.0	0	0.0
Gambling - Betting/Wagering	0	0.0	0	0.0
Gambling - Operating/Promoting	0	0.0	0	0.0
Gambling - Equipment Violations	0	0.0	0	0.0
Gambling - Sports Tampering	0	0.0	0	0.0
Prostitution Offenses (Total)	0	0.0	0	0.0
Prostitution	0	0.0	0	0.0
Prostitution Assisting/Promoting	0	0.0	0	0.0
Purchasing Prostitution	0	0.0	0	0.0
Human Trafficking Offenses (Total)	0	0.0	0	0.0
Commercial Sex Acts	0	0.0	0	0.0
Involuntary Servitude	0	0.0	0	0.0
Bribery	0	0.0	0	0.0
Weapon Law Violations	0	0.0	0	0.0
Animal Cruelty	0	0.0	0	0.0

GROUP B OFFENSES	Offenses	Rate per 1,000
Bad Checks	0	0.0
Curfew/Vagrancy	0	0.0
Disorderly Conduct	0	0.0
DUI	0	0.0
Drunkenness	0	0.0
Family-Non Violent	0	0.0
Liquor Law Violations	0	0.0
Peeping Tom	0	0.0
Trespass	0	0.0
All Other Offenses	0	0.0

2019 Fall Term Campus Population	
Undergraduate Enrollment	
Graduate Enrollment	
Staff Personnel	
Faculty Personnel	
Security Personnel	
Total Campus Population	



Bryan College - 2019

GROUP A OFFENSES	Offense	Rate per 1,000	Cleared	% Cleared
Homicide Offenses (Total)	0	0.0	0	0.0
Murder	0	0.0	0	0.0
Negligent Manslaughter	0	0.0	0	0.0
Negligent Vehicular Manslaughter	0	0.0	0	0.0
Kidnapping/Abduction	0	0.0	0	0.0
Sex Offenses (Forcible) (Total)	3	2.3	0	0.0
Forcible Rape	0	0.0	0	0.0
Forcible Sodomy	2	1.5	0	0.0
Sexual Assault W/Object	0	0.0	0	0.0
Forcible Fondling	1	0.8	0	0.0
Robbery	0	0.0	0	0.0
Assault Offenses (Total)	0	0.0	0	0.0
Aggravated Assault	0	0.0	0	0.0
Simple Assault	0	0.0	0	0.0
Intimidation	0	0.0	0	0.0
Stalking	0	0.0	0	0.0
Arson	0	0.0	0	0.0
Extortion/Blackmail	0	0.0	0	0.0
Burglary	0	0.0	0	0.0
Larceny/Theft Offenses (Total)	2	1.5	0	0.0
Theft - Pocket-picking	0	0.0	0	0.0
Theft - Purse Snatching	0	0.0	0	0.0
Theft - Shoplifting	0	0.0	0	0.0
Theft From Building	2	1.5	0	0.0
Theft From Coin Machine	0	0.0	0	0.0
Theft From Motor Vehicle	0	0.0	0	0.0
Theft of Motor Vehicle Parts	0	0.0	0	0.0
Theft - All Other Larceny	0	0.0	0	0.0
Motor Vehicle Theft	0	0.0	0	0.0
Counterfeiting/Forgery	1	0.8	0	0.0
Fraud Offenses (Total)	0	0.0	0	0.0
Fraud - Computer Hacking/Invasion	0	0.0	0	0.0
Fraud - Credit Card/ATM	0	0.0	0	0.0
Fraud - False Pretenses	0	0.0	0	0.0
Fraud - Identity Theft	0	0.0	0	0.0
Fraud - Impersonation	0	0.0	0	0.0
Fraud - Welfare	0	0.0	0	0.0
Fraud - Wire	0	0.0	0	0.0
Embezzlement	0	0.0	0	0.0
Stolen Property Offenses	0	0.0	0	0.0
Destruction/Damage/Vandalism	0	0.0	0	0.0
Drug/Narcotic Violations (Total)	0	0.0	0	0.0
Drug/Narcotic Violations	0	0.0	0	0.0
Drug/Narcotic Equipment Violations	0	0.0	0	0.0

GROUP A OFFENSES	Offense	Rate per 1,000	Cleared	% Cleared
Sex Offenses (Non forcible) (Total)	0	0.0	0	0.0
Incest	0	0.0	0	0.0
Statutory Rape	0	0.0	0	0.0
Pornography/Obscene Material	0	0.0	0	0.0
Gambling Offenses (Total)	0	0.0	0	0.0
Gambling - Betting/Wagering	0	0.0	0	0.0
Gambling - Operating/Promoting	0	0.0	0	0.0
Gambling - Equipment Violations	0	0.0	0	0.0
Gambling - Sports Tampering	0	0.0	0	0.0
Prostitution Offenses (Total)	0	0.0	0	0.0
Prostitution	0	0.0	0	0.0
Prostitution Assisting/Promoting	0	0.0	0	0.0
Purchasing Prostitution	0	0.0	0	0.0
Human Trafficking Offenses (Total)	0	0.0	0	0.0
Commercial Sex Acts	0	0.0	0	0.0
Involuntary Servitude	0	0.0	0	0.0
Bribery	0	0.0	0	0.0
Weapon Law Violations	0	0.0	0	0.0
Animal Cruelty	0	0.0	0	0.0

GROUP B OFFENSES	Offenses	Rate per 1,000
Bad Checks	0	0.0
Curfew/Vagrancy	0	0.0
Disorderly Conduct	0	0.0
DUI	0	0.0
Drunkenness	0	0.0
Family-Non Violent	0	0.0
Liquor Law Violations	0	0.0
Peeping Tom	0	0.0
Trespass	0	0.0
All Other Offenses	0	0.0

2019 Fall Term Campus Population	
Undergraduate Enrollment	958
Graduate Enrollment	200
Staff Personnel	111
Faculty Personnel	41
Security Personnel	2
Total Campus Population	1,312



Carson Newman University - 2019

GROUP A OFFENSES	Offense	Rate per 1,000	Cleared	% Cleared
Homicide Offenses (Total)	0	0.0	0	0.0
Murder	0	0.0	0	0.0
Negligent Manslaughter	0	0.0	0	0.0
Negligent Vehicular Manslaughter	0	0.0	0	0.0
Kidnapping/Abduction	0	0.0	0	0.0
Sex Offenses (Forcible) (Total)	0	0.0	0	0.0
Forcible Rape	0	0.0	0	0.0
Forcible Sodomy	0	0.0	0	0.0
Sexual Assault W/Object	0	0.0	0	0.0
Forcible Fondling	0	0.0	0	0.0
Robbery	0	0.0	0	0.0
Assault Offenses (Total)	2	0.7	0	0.0
Aggravated Assault	0	0.0	0	0.0
Simple Assault	1	0.4	0	0.0
Intimidation	1	0.4	0	0.0
Stalking	0	0.0	0	0.0
Arson	0	0.0	0	0.0
Extortion/Blackmail	0	0.0	0	0.0
Burglary	0	0.0	0	0.0
Larceny/Theft Offenses (Total)	0	0.0	0	0.0
Theft - Pocket-picking	0	0.0	0	0.0
Theft - Purse Snatching	0	0.0	0	0.0
Theft - Shoplifting	0	0.0	0	0.0
Theft From Building	0	0.0	0	0.0
Theft From Coin Machine	0	0.0	0	0.0
Theft From Motor Vehicle	0	0.0	0	0.0
Theft of Motor Vehicle Parts	0	0.0	0	0.0
Theft - All Other Larceny	0	0.0	0	0.0
Motor Vehicle Theft	0	0.0	0	0.0
Counterfeiting/Forgery	0	0.0	0	0.0
Fraud Offenses (Total)	0	0.0	0	0.0
Fraud - Computer Hacking/Invasion	0	0.0	0	0.0
Fraud - Credit Card/ATM	0	0.0	0	0.0
Fraud - False Pretenses	0	0.0	0	0.0
Fraud - Identity Theft	0	0.0	0	0.0
Fraud - Impersonation	0	0.0	0	0.0
Fraud - Welfare	0	0.0	0	0.0
Fraud - Wire	0	0.0	0	0.0
Embezzlement	0	0.0	0	0.0
Stolen Property Offenses	0	0.0	0	0.0
Destruction/Damage/Vandalism	3	1.1	2	66.7
Drug/Narcotic Violations (Total)	8	2.9	8	100.0
Drug/Narcotic Violations	5	1.8	5	100.0
Drug/Narcotic Equipment Violations	3	1.1	3	100.0

GROUP A OFFENSES	Offense	Rate per 1,000	Cleared	% Cleared
Sex Offenses (Non forcible) (Total)	0	0.0	0	0.0
Incest	0	0.0	0	0.0
Statutory Rape	0	0.0	0	0.0
Pornography/Obscene Material	0	0.0	0	0.0
Gambling Offenses (Total)	0	0.0	0	0.0
Gambling - Betting/Wagering	0	0.0	0	0.0
Gambling - Operating/Promoting	0	0.0	0	0.0
Gambling - Equipment Violations	0	0.0	0	0.0
Gambling - Sports Tampering	0	0.0	0	0.0
Prostitution Offenses (Total)	0	0.0	0	0.0
Prostitution	0	0.0	0	0.0
Prostitution Assisting/Promoting	0	0.0	0	0.0
Purchasing Prostitution	0	0.0	0	0.0
Human Trafficking Offenses (Total)	0	0.0	0	0.0
Commercial Sex Acts	0	0.0	0	0.0
Involuntary Servitude	0	0.0	0	0.0
Bribery	0	0.0	0	0.0
Weapon Law Violations	0	0.0	0	0.0
Animal Cruelty	0	0.0	0	0.0

GROUP B OFFENSES	Offenses	Rate per 1,000
Bad Checks	0	0.0
Curfew/Vagrancy	0	0.0
Disorderly Conduct	0	0.0
DUI	0	0.0
Drunkenness	1	0.4
Family-Non Violent	0	0.0
Liquor Law Violations	9	3.3
Peeping Tom	0	0.0
Trespass	0	0.0
All Other Offenses	1	0.4

2019 Fall Term Campus Population	
Undergraduate Enrollment	1,799
Graduate Enrollment	649
Staff Personnel	144
Faculty Personnel	123
Security Personnel	7
Total Campus Population	2,722



Chattanooga Medical - 2019

GROUP A OFFENSES	Offense	Rate per 1,000	Cleared	% Cleared
Homicide Offenses (Total)	0	0.0	0	0.0
Murder	0	0.0	0	0.0
Negligent Manslaughter	0	0.0	0	0.0
Negligent Vehicular Manslaughter	0	0.0	0	0.0
Kidnapping/Abduction	0	0.0	0	0.0
Sex Offenses (Forcible) (Total)	0	0.0	0	0.0
Forcible Rape	0	0.0	0	0.0
Forcible Sodomy	0	0.0	0	0.0
Sexual Assault W/Object	0	0.0	0	0.0
Forcible Fondling	0	0.0	0	0.0
Robbery	0	0.0	0	0.0
Assault Offenses (Total)	0	0.0	0	0.0
Aggravated Assault	0	0.0	0	0.0
Simple Assault	0	0.0	0	0.0
Intimidation	0	0.0	0	0.0
Stalking	0	0.0	0	0.0
Arson	0	0.0	0	0.0
Extortion/Blackmail	0	0.0	0	0.0
Burglary	0	0.0	0	0.0
Larceny/Theft Offenses (Total)	0	0.0	0	0.0
Theft - Pocket-picking	0	0.0	0	0.0
Theft - Purse Snatching	0	0.0	0	0.0
Theft - Shoplifting	0	0.0	0	0.0
Theft From Building	0	0.0	0	0.0
Theft From Coin Machine	0	0.0	0	0.0
Theft From Motor Vehicle	0	0.0	0	0.0
Theft of Motor Vehicle Parts	0	0.0	0	0.0
Theft - All Other Larceny	0	0.0	0	0.0
Motor Vehicle Theft	0	0.0	0	0.0
Counterfeiting/Forgery	0	0.0	0	0.0
Fraud Offenses (Total)	0	0.0	0	0.0
Fraud - Computer Hacking/Invasion	0	0.0	0	0.0
Fraud - Credit Card/ATM	0	0.0	0	0.0
Fraud - False Pretenses	0	0.0	0	0.0
Fraud - Identity Theft	0	0.0	0	0.0
Fraud - Impersonation	0	0.0	0	0.0
Fraud - Welfare	0	0.0	0	0.0
Fraud - Wire	0	0.0	0	0.0
Embezzlement	0	0.0	0	0.0
Stolen Property Offenses	0	0.0	0	0.0
Destruction/Damage/Vandalism	0	0.0	0	0.0
Drug/Narcotic Violations (Total)	0	0.0	0	0.0
Drug/Narcotic Violations	0	0.0	0	0.0
Drug/Narcotic Equipment Violations	0	0.0	0	0.0

GROUP A OFFENSES	Offense	Rate per 1,000	Cleared	% Cleared
Sex Offenses (Non forcible) (Total)	0	0.0	0	0.0
Incest	0	0.0	0	0.0
Statutory Rape	0	0.0	0	0.0
Pornography/Obscene Material	0	0.0	0	0.0
Gambling Offenses (Total)	0	0.0	0	0.0
Gambling - Betting/Wagering	0	0.0	0	0.0
Gambling - Operating/Promoting	0	0.0	0	0.0
Gambling - Equipment Violations	0	0.0	0	0.0
Gambling - Sports Tampering	0	0.0	0	0.0
Prostitution Offenses (Total)	0	0.0	0	0.0
Prostitution	0	0.0	0	0.0
Prostitution Assisting/Promoting	0	0.0	0	0.0
Purchasing Prostitution	0	0.0	0	0.0
Human Trafficking Offenses (Total)	0	0.0	0	0.0
Commercial Sex Acts	0	0.0	0	0.0
Involuntary Servitude	0	0.0	0	0.0
Bribery	0	0.0	0	0.0
Weapon Law Violations	0	0.0	0	0.0
Animal Cruelty	0	0.0	0	0.0

GROUP B OFFENSES	Offenses	Rate per 1,000
Bad Checks	0	0.0
Curfew/Vagrancy	0	0.0
Disorderly Conduct	0	0.0
DUI	0	0.0
Drunkenness	0	0.0
Family-Non Violent	0	0.0
Liquor Law Violations	0	0.0
Peeping Tom	0	0.0
Trespass	0	0.0
All Other Offenses	0	0.0

2019 Fall Term Campus Population	
Undergraduate Enrollment	
Graduate Enrollment	
Staff Personnel	
Faculty Personnel	
Security Personnel	
Total Campus Population	



Chattanooga State Community College - 2019

GROUP A OFFENSES	Offense	Rate per 1,000	Cleared	% Cleared
Homicide Offenses (Total)	0	0.0	0	0.0
Murder	0	0.0	0	0.0
Negligent Manslaughter	0	0.0	0	0.0
Negligent Vehicular Manslaughter	0	0.0	0	0.0
Kidnapping/Abduction	0	0.0	0	0.0
Sex Offenses (Forcible) (Total)	1	0.1	0	0.0
Forcible Rape	0	0.0	0	0.0
Forcible Sodomy	0	0.0	0	0.0
Sexual Assault W/Object	0	0.0	0	0.0
Forcible Fondling	1	0.1	0	0.0
Robbery	0	0.0	0	0.0
Assault Offenses (Total)	5	0.5	2	40.0
Aggravated Assault	5	0.5	2	40.0
Simple Assault	0	0.0	0	0.0
Intimidation	0	0.0	0	0.0
Stalking	0	0.0	0	0.0
Arson	0	0.0	0	0.0
Extortion/Blackmail	0	0.0	0	0.0
Burglary	0	0.0	0	0.0
Larceny/Theft Offenses (Total)	4	0.4	0	0.0
Theft - Pocket-picking	0	0.0	0	0.0
Theft - Purse Snatching	0	0.0	0	0.0
Theft - Shoplifting	0	0.0	0	0.0
Theft From Building	0	0.0	0	0.0
Theft From Coin Machine	0	0.0	0	0.0
Theft From Motor Vehicle	2	0.2	0	0.0
Theft of Motor Vehicle Parts	0	0.0	0	0.0
Theft - All Other Larceny	2	0.2	0	0.0
Motor Vehicle Theft	0	0.0	0	0.0
Counterfeiting/Forgery	0	0.0	0	0.0
Fraud Offenses (Total)	0	0.0	0	0.0
Fraud - Computer Hacking/Invasion	0	0.0	0	0.0
Fraud - Credit Card/ATM	0	0.0	0	0.0
Fraud - False Pretenses	0	0.0	0	0.0
Fraud - Identity Theft	0	0.0	0	0.0
Fraud - Impersonation	0	0.0	0	0.0
Fraud - Welfare	0	0.0	0	0.0
Fraud - Wire	0	0.0	0	0.0
Embezzlement	0	0.0	0	0.0
Stolen Property Offenses	0	0.0	0	0.0
Destruction/Damage/Vandalism	0	0.0	0	0.0
Drug/Narcotic Violations (Total)	0	0.0	0	0.0
Drug/Narcotic Violations	0	0.0	0	0.0
Drug/Narcotic Equipment Violations	0	0.0	0	0.0

GROUP A OFFENSES	Offense	Rate per 1,000	Cleared	% Cleared
Sex Offenses (Non forcible) (Total)	0	0.0	0	0.0
Incest	0	0.0	0	0.0
Statutory Rape	0	0.0	0	0.0
Pornography/Obscene Material	0	0.0	0	0.0
Gambling Offenses (Total)	0	0.0	0	0.0
Gambling - Betting/Wagering	0	0.0	0	0.0
Gambling - Operating/Promoting	0	0.0	0	0.0
Gambling - Equipment Violations	0	0.0	0	0.0
Gambling - Sports Tampering	0	0.0	0	0.0
Prostitution Offenses (Total)	0	0.0	0	0.0
Prostitution	0	0.0	0	0.0
Prostitution Assisting/Promoting	0	0.0	0	0.0
Purchasing Prostitution	0	0.0	0	0.0
Human Trafficking Offenses (Total)	0	0.0	0	0.0
Commercial Sex Acts	0	0.0	0	0.0
Involuntary Servitude	0	0.0	0	0.0
Bribery	0	0.0	0	0.0
Weapon Law Violations	0	0.0	0	0.0
Animal Cruelty	0	0.0	0	0.0

GROUP B OFFENSES	Offenses	Rate per 1,000
Bad Checks	0	0.0
Curfew/Vagrancy	0	0.0
Disorderly Conduct	2	0.2
DUI	0	0.0
Drunkenness	1	0.1
Family-Non Violent	0	0.0
Liquor Law Violations	0	0.0
Peeping Tom	0	0.0
Trespass	1	0.1
All Other Offenses	7	0.7

2019 Fall Term Campus Population	
Undergraduate Enrollment	9,228
Graduate Enrollment	0
Staff Personnel	423
Faculty Personnel	578
Security Personnel	16
Total Campus Population	10,245



Christian Brothers University - Campus Police and Safety - 2019

GROUP A OFFENSES	Offense	Rate per 1,000	Cleared	% Cleared
Homicide Offenses (Total)	0	0.0	0	0.0
Murder	0	0.0	0	0.0
Negligent Manslaughter	0	0.0	0	0.0
Negligent Vehicular Manslaughter	0	0.0	0	0.0
Kidnapping/Abduction	0	0.0	0	0.0
Sex Offenses (Forcible) (Total)	0	0.0	0	0.0
Forcible Rape	0	0.0	0	0.0
Forcible Sodomy	0	0.0	0	0.0
Sexual Assault W/Object	0	0.0	0	0.0
Forcible Fondling	0	0.0	0	0.0
Robbery	0	0.0	0	0.0
Assault Offenses (Total)	3	1.4	0	0.0
Aggravated Assault	0	0.0	0	0.0
Simple Assault	3	1.4	0	0.0
Intimidation	0	0.0	0	0.0
Stalking	0	0.0	0	0.0
Arson	0	0.0	0	0.0
Extortion/Blackmail	0	0.0	0	0.0
Burglary	3	1.4	0	0.0
Larceny/Theft Offenses (Total)	13	6.3	0	0.0
Theft - Pocket-picking	0	0.0	0	0.0
Theft - Purse Snatching	0	0.0	0	0.0
Theft - Shoplifting	0	0.0	0	0.0
Theft From Building	3	1.4	0	0.0
Theft From Coin Machine	0	0.0	0	0.0
Theft From Motor Vehicle	2	1.0	0	0.0
Theft of Motor Vehicle Parts	0	0.0	0	0.0
Theft - All Other Larceny	8	3.8	0	0.0
Motor Vehicle Theft	1	0.5	0	0.0
Counterfeiting/Forgery	0	0.0	0	0.0
Fraud Offenses (Total)	1	0.5	0	0.0
Fraud - Computer Hacking/Invasion	0	0.0	0	0.0
Fraud - Credit Card/ATM	1	0.5	0	0.0
Fraud - False Pretenses	0	0.0	0	0.0
Fraud - Identity Theft	0	0.0	0	0.0
Fraud - Impersonation	0	0.0	0	0.0
Fraud - Welfare	0	0.0	0	0.0
Fraud - Wire	0	0.0	0	0.0
Embezzlement	0	0.0	0	0.0
Stolen Property Offenses	0	0.0	0	0.0
Destruction/Damage/Vandalism	7	3.4	0	0.0
Drug/Narcotic Violations (Total)	0	0.0	0	0.0
Drug/Narcotic Violations	0	0.0	0	0.0
Drug/Narcotic Equipment Violations	0	0.0	0	0.0

GROUP A OFFENSES	Offense	Rate per 1,000	Cleared	% Cleared
Sex Offenses (Non forcible) (Total)	0	0.0	0	0.0
Incest	0	0.0	0	0.0
Statutory Rape	0	0.0	0	0.0
Pornography/Obscene Material	0	0.0	0	0.0
Gambling Offenses (Total)	0	0.0	0	0.0
Gambling - Betting/Wagering	0	0.0	0	0.0
Gambling - Operating/Promoting	0	0.0	0	0.0
Gambling - Equipment Violations	0	0.0	0	0.0
Gambling - Sports Tampering	0	0.0	0	0.0
Prostitution Offenses (Total)	0	0.0	0	0.0
Prostitution	0	0.0	0	0.0
Prostitution Assisting/Promoting	0	0.0	0	0.0
Purchasing Prostitution	0	0.0	0	0.0
Human Trafficking Offenses (Total)	0	0.0	0	0.0
Commercial Sex Acts	0	0.0	0	0.0
Involuntary Servitude	0	0.0	0	0.0
Bribery	0	0.0	0	0.0
Weapon Law Violations	0	0.0	0	0.0
Animal Cruelty	0	0.0	0	0.0

GROUP B OFFENSES	Offenses	Rate per 1,000
Bad Checks	0	0.0
Curfew/Vagrancy	0	0.0
Disorderly Conduct	0	0.0
DUI	0	0.0
Drunkenness	0	0.0
Family-Non Violent	0	0.0
Liquor Law Violations	0	0.0
Peeping Tom	0	0.0
Trespass	0	0.0
All Other Offenses	0	0.0

2019 Fall Term Campus Population	
Undergraduate Enrollment	1,474
Graduate Enrollment	193
Staff Personnel	173
Faculty Personnel	216
Security Personnel	23
Total Campus Population	2,079



Cleveland State Community College - 2019

GROUP A OFFENSES	Offense	Rate per 1,000	Cleared	% Cleared
Homicide Offenses (Total)	0	0.0	0	0.0
Murder	0	0.0	0	0.0
Negligent Manslaughter	0	0.0	0	0.0
Negligent Vehicular Manslaughter	0	0.0	0	0.0
Kidnapping/Abduction	0	0.0	0	0.0
Sex Offenses (Forcible) (Total)	0	0.0	0	0.0
Forcible Rape	0	0.0	0	0.0
Forcible Sodomy	0	0.0	0	0.0
Sexual Assault W/Object	0	0.0	0	0.0
Forcible Fondling	0	0.0	0	0.0
Robbery	0	0.0	0	0.0
Assault Offenses (Total)	1	0.4	0	0.0
Aggravated Assault	0	0.0	0	0.0
Simple Assault	0	0.0	0	0.0
Intimidation	1	0.4	0	0.0
Stalking	0	0.0	0	0.0
Arson	0	0.0	0	0.0
Extortion/Blackmail	0	0.0	0	0.0
Burglary	1	0.4	0	0.0
Larceny/Theft Offenses (Total)	4	1.6	2	50.0
Theft - Pocket-picking	0	0.0	0	0.0
Theft - Purse Snatching	0	0.0	0	0.0
Theft - Shoplifting	0	0.0	0	0.0
Theft From Building	3	1.2	2	66.7
Theft From Coin Machine	0	0.0	0	0.0
Theft From Motor Vehicle	1	0.4	0	0.0
Theft of Motor Vehicle Parts	0	0.0	0	0.0
Theft - All Other Larceny	0	0.0	0	0.0
Motor Vehicle Theft	1	0.4	1	100.0
Counterfeiting/Forgery	0	0.0	0	0.0
Fraud Offenses (Total)	0	0.0	0	0.0
Fraud - Computer Hacking/Invasion	0	0.0	0	0.0
Fraud - Credit Card/ATM	0	0.0	0	0.0
Fraud - False Pretenses	0	0.0	0	0.0
Fraud - Identity Theft	0	0.0	0	0.0
Fraud - Impersonation	0	0.0	0	0.0
Fraud - Welfare	0	0.0	0	0.0
Fraud - Wire	0	0.0	0	0.0
Embezzlement	0	0.0	0	0.0
Stolen Property Offenses	0	0.0	0	0.0
Destruction/Damage/Vandalism	0	0.0	0	0.0
Drug/Narcotic Violations (Total)	0	0.0	0	0.0
Drug/Narcotic Violations	0	0.0	0	0.0
Drug/Narcotic Equipment Violations	0	0.0	0	0.0

GROUP A OFFENSES	Offense	Rate per 1,000	Cleared	% Cleared
Sex Offenses (Non forcible) (Total)	0	0.0	0	0.0
Incest	0	0.0	0	0.0
Statutory Rape	0	0.0	0	0.0
Pornography/Obscene Material	0	0.0	0	0.0
Gambling Offenses (Total)	0	0.0	0	0.0
Gambling - Betting/Wagering	0	0.0	0	0.0
Gambling - Operating/Promoting	0	0.0	0	0.0
Gambling - Equipment Violations	0	0.0	0	0.0
Gambling - Sports Tampering	0	0.0	0	0.0
Prostitution Offenses (Total)	0	0.0	0	0.0
Prostitution	0	0.0	0	0.0
Prostitution Assisting/Promoting	0	0.0	0	0.0
Purchasing Prostitution	0	0.0	0	0.0
Human Trafficking Offenses (Total)	0	0.0	0	0.0
Commercial Sex Acts	0	0.0	0	0.0
Involuntary Servitude	0	0.0	0	0.0
Bribery	0	0.0	0	0.0
Weapon Law Violations	0	0.0	0	0.0
Animal Cruelty	0	0.0	0	0.0

GROUP B OFFENSES	Offenses	Rate per 1,000
Bad Checks	0	0.0
Curfew/Vagrancy	0	0.0
Disorderly Conduct	0	0.0
DUI	0	0.0
Drunkenness	0	0.0
Family-Non Violent	0	0.0
Liquor Law Violations	0	0.0
Peeping Tom	0	0.0
Trespass	1	0.4
All Other Offenses	1	0.4

2019 Fall Term Campus Population	
Undergraduate Enrollment	2,344
Graduate Enrollment	0
Staff Personnel	118
Faculty Personnel	79
Security Personnel	10
Total Campus Population	2,551



Columbia State Community College - 2019

GROUP A OFFENSES	Offense	Rate per 1,000	Cleared	% Cleared
Homicide Offenses (Total)	0	0.0	0	0.0
Murder	0	0.0	0	0.0
Negligent Manslaughter	0	0.0	0	0.0
Negligent Vehicular Manslaughter	0	0.0	0	0.0
Kidnapping/Abduction	0	0.0	0	0.0
Sex Offenses (Forcible) (Total)	0	0.0	0	0.0
Forcible Rape	0	0.0	0	0.0
Forcible Sodomy	0	0.0	0	0.0
Sexual Assault W/Object	0	0.0	0	0.0
Forcible Fondling	0	0.0	0	0.0
Robbery	0	0.0	0	0.0
Assault Offenses (Total)	0	0.0	0	0.0
Aggravated Assault	0	0.0	0	0.0
Simple Assault	0	0.0	0	0.0
Intimidation	0	0.0	0	0.0
Stalking	0	0.0	0	0.0
Arson	0	0.0	0	0.0
Extortion/Blackmail	0	0.0	0	0.0
Burglary	0	0.0	0	0.0
Larceny/Theft Offenses (Total)	4	0.7	0	0.0
Theft - Pocket-picking	0	0.0	0	0.0
Theft - Purse Snatching	0	0.0	0	0.0
Theft - Shoplifting	0	0.0	0	0.0
Theft From Building	3	0.5	0	0.0
Theft From Coin Machine	0	0.0	0	0.0
Theft From Motor Vehicle	1	0.2	0	0.0
Theft of Motor Vehicle Parts	0	0.0	0	0.0
Theft - All Other Larceny	0	0.0	0	0.0
Motor Vehicle Theft	0	0.0	0	0.0
Counterfeiting/Forgery	0	0.0	0	0.0
Fraud Offenses (Total)	0	0.0	0	0.0
Fraud - Computer Hacking/Invasion	0	0.0	0	0.0
Fraud - Credit Card/ATM	0	0.0	0	0.0
Fraud - False Pretenses	0	0.0	0	0.0
Fraud - Identity Theft	0	0.0	0	0.0
Fraud - Impersonation	0	0.0	0	0.0
Fraud - Welfare	0	0.0	0	0.0
Fraud - Wire	0	0.0	0	0.0
Embezzlement	0	0.0	0	0.0
Stolen Property Offenses	0	0.0	0	0.0
Destruction/Damage/Vandalism	0	0.0	0	0.0
Drug/Narcotic Violations (Total)	1	0.2	1	100.0
Drug/Narcotic Violations	1	0.2	1	100.0
Drug/Narcotic Equipment Violations	0	0.0	0	0.0

GROUP A OFFENSES	Offense	Rate per 1,000	Cleared	% Cleared
Sex Offenses (Non forcible) (Total)	0	0.0	0	0.0
Incest	0	0.0	0	0.0
Statutory Rape	0	0.0	0	0.0
Pornography/Obscene Material	0	0.0	0	0.0
Gambling Offenses (Total)	0	0.0	0	0.0
Gambling - Betting/Wagering	0	0.0	0	0.0
Gambling - Operating/Promoting	0	0.0	0	0.0
Gambling - Equipment Violations	0	0.0	0	0.0
Gambling - Sports Tampering	0	0.0	0	0.0
Prostitution Offenses (Total)	0	0.0	0	0.0
Prostitution	0	0.0	0	0.0
Prostitution Assisting/Promoting	0	0.0	0	0.0
Purchasing Prostitution	0	0.0	0	0.0
Human Trafficking Offenses (Total)	0	0.0	0	0.0
Commercial Sex Acts	0	0.0	0	0.0
Involuntary Servitude	0	0.0	0	0.0
Bribery	0	0.0	0	0.0
Weapon Law Violations	0	0.0	0	0.0
Animal Cruelty	0	0.0	0	0.0

GROUP B OFFENSES	Offenses	Rate per 1,000
Bad Checks	0	0.0
Curfew/Vagrancy	0	0.0
Disorderly Conduct	0	0.0
DUI	0	0.0
Drunkenness	0	0.0
Family-Non Violent	0	0.0
Liquor Law Violations	0	0.0
Peeping Tom	0	0.0
Trespass	0	0.0
All Other Offenses	0	0.0

2019 Fall Term Campus Population	
Undergraduate Enrollment	5,652
Graduate Enrollment	0
Staff Personnel	134
Faculty Personnel	301
Security Personnel	6
Total Campus Population	6,093



Cumberland University - 2019

GROUP A OFFENSES	Offense	Rate per 1,000	Cleared	% Cleared
Homicide Offenses (Total)	0	0.0	0	0.0
Murder	0	0.0	0	0.0
Negligent Manslaughter	0	0.0	0	0.0
Negligent Vehicular Manslaughter	0	0.0	0	0.0
Kidnapping/Abduction	0	0.0	0	0.0
Sex Offenses (Forcible) (Total)	0	0.0	0	0.0
Forcible Rape	0	0.0	0	0.0
Forcible Sodomy	0	0.0	0	0.0
Sexual Assault W/Object	0	0.0	0	0.0
Forcible Fondling	0	0.0	0	0.0
Robbery	0	0.0	0	0.0
Assault Offenses (Total)	0	0.0	0	0.0
Aggravated Assault	0	0.0	0	0.0
Simple Assault	0	0.0	0	0.0
Intimidation	0	0.0	0	0.0
Stalking	0	0.0	0	0.0
Arson	0	0.0	0	0.0
Extortion/Blackmail	0	0.0	0	0.0
Burglary	1	0.4	0	0.0
Larceny/Theft Offenses (Total)	0	0.0	0	0.0
Theft - Pocket-picking	0	0.0	0	0.0
Theft - Purse Snatching	0	0.0	0	0.0
Theft - Shoplifting	0	0.0	0	0.0
Theft From Building	0	0.0	0	0.0
Theft From Coin Machine	0	0.0	0	0.0
Theft From Motor Vehicle	0	0.0	0	0.0
Theft of Motor Vehicle Parts	0	0.0	0	0.0
Theft - All Other Larceny	0	0.0	0	0.0
Motor Vehicle Theft	0	0.0	0	0.0
Counterfeiting/Forgery	0	0.0	0	0.0
Fraud Offenses (Total)	1	0.4	0	0.0
Fraud - Computer Hacking/Invasion	0	0.0	0	0.0
Fraud - Credit Card/ATM	1	0.4	0	0.0
Fraud - False Pretenses	0	0.0	0	0.0
Fraud - Identity Theft	0	0.0	0	0.0
Fraud - Impersonation	0	0.0	0	0.0
Fraud - Welfare	0	0.0	0	0.0
Fraud - Wire	0	0.0	0	0.0
Embezzlement	0	0.0	0	0.0
Stolen Property Offenses	0	0.0	0	0.0
Destruction/Damage/Vandalism	1	0.4	0	0.0
Drug/Narcotic Violations (Total)	0	0.0	0	0.0
Drug/Narcotic Violations	0	0.0	0	0.0
Drug/Narcotic Equipment Violations	0	0.0	0	0.0

GROUP A OFFENSES	Offense	Rate per 1,000	Cleared	% Cleared
Sex Offenses (Non forcible) (Total)	0	0.0	0	0.0
Incest	0	0.0	0	0.0
Statutory Rape	0	0.0	0	0.0
Pornography/Obscene Material	0	0.0	0	0.0
Gambling Offenses (Total)	0	0.0	0	0.0
Gambling - Betting/Wagering	0	0.0	0	0.0
Gambling - Operating/Promoting	0	0.0	0	0.0
Gambling - Equipment Violations	0	0.0	0	0.0
Gambling - Sports Tampering	0	0.0	0	0.0
Prostitution Offenses (Total)	0	0.0	0	0.0
Prostitution	0	0.0	0	0.0
Prostitution Assisting/Promoting	0	0.0	0	0.0
Purchasing Prostitution	0	0.0	0	0.0
Human Trafficking Offenses (Total)	0	0.0	0	0.0
Commercial Sex Acts	0	0.0	0	0.0
Involuntary Servitude	0	0.0	0	0.0
Bribery	0	0.0	0	0.0
Weapon Law Violations	0	0.0	0	0.0
Animal Cruelty	0	0.0	0	0.0

GROUP B OFFENSES	Offenses	Rate per 1,000
Bad Checks	0	0.0
Curfew/Vagrancy	0	0.0
Disorderly Conduct	0	0.0
DUI	0	0.0
Drunkenness	0	0.0
Family-Non Violent	0	0.0
Liquor Law Violations	0	0.0
Peeping Tom	0	0.0
Trespass	0	0.0
All Other Offenses	0	0.0

2019 Fall Term Campus Population	
Undergraduate Enrollment	1,978
Graduate Enrollment	126
Staff Personnel	113
Faculty Personnel	205
Security Personnel	12
Total Campus Population	2,434



Daymar College Clarksville - 2019

GROUP A OFFENSES	Offense	Rate per 1,000	Cleared	% Cleared
Homicide Offenses (Total)	0	0.0	0	0.0
Murder	0	0.0	0	0.0
Negligent Manslaughter	0	0.0	0	0.0
Negligent Vehicular Manslaughter	0	0.0	0	0.0
Kidnapping/Abduction	0	0.0	0	0.0
Sex Offenses (Forcible) (Total)	0	0.0	0	0.0
Forcible Rape	0	0.0	0	0.0
Forcible Sodomy	0	0.0	0	0.0
Sexual Assault W/Object	0	0.0	0	0.0
Forcible Fondling	0	0.0	0	0.0
Robbery	0	0.0	0	0.0
Assault Offenses (Total)	0	0.0	0	0.0
Aggravated Assault	0	0.0	0	0.0
Simple Assault	0	0.0	0	0.0
Intimidation	0	0.0	0	0.0
Stalking	0	0.0	0	0.0
Arson	0	0.0	0	0.0
Extortion/Blackmail	0	0.0	0	0.0
Burglary	0	0.0	0	0.0
Larceny/Theft Offenses (Total)	0	0.0	0	0.0
Theft - Pocket-picking	0	0.0	0	0.0
Theft - Purse Snatching	0	0.0	0	0.0
Theft - Shoplifting	0	0.0	0	0.0
Theft From Building	0	0.0	0	0.0
Theft From Coin Machine	0	0.0	0	0.0
Theft From Motor Vehicle	0	0.0	0	0.0
Theft of Motor Vehicle Parts	0	0.0	0	0.0
Theft - All Other Larceny	0	0.0	0	0.0
Motor Vehicle Theft	0	0.0	0	0.0
Counterfeiting/Forgery	0	0.0	0	0.0
Fraud Offenses (Total)	0	0.0	0	0.0
Fraud - Computer Hacking/Invasion	0	0.0	0	0.0
Fraud - Credit Card/ATM	0	0.0	0	0.0
Fraud - False Pretenses	0	0.0	0	0.0
Fraud - Identity Theft	0	0.0	0	0.0
Fraud - Impersonation	0	0.0	0	0.0
Fraud - Welfare	0	0.0	0	0.0
Fraud - Wire	0	0.0	0	0.0
Embezzlement	0	0.0	0	0.0
Stolen Property Offenses	0	0.0	0	0.0
Destruction/Damage/Vandalism	0	0.0	0	0.0
Drug/Narcotic Violations (Total)	0	0.0	0	0.0
Drug/Narcotic Violations	0	0.0	0	0.0
Drug/Narcotic Equipment Violations	0	0.0	0	0.0

GROUP A OFFENSES	Offense	Rate per 1,000	Cleared	% Cleared
Sex Offenses (Non forcible) (Total)	0	0.0	0	0.0
Incest	0	0.0	0	0.0
Statutory Rape	0	0.0	0	0.0
Pornography/Obscene Material	0	0.0	0	0.0
Gambling Offenses (Total)	0	0.0	0	0.0
Gambling - Betting/Wagering	0	0.0	0	0.0
Gambling - Operating/Promoting	0	0.0	0	0.0
Gambling - Equipment Violations	0	0.0	0	0.0
Gambling - Sports Tampering	0	0.0	0	0.0
Prostitution Offenses (Total)	0	0.0	0	0.0
Prostitution	0	0.0	0	0.0
Prostitution Assisting/Promoting	0	0.0	0	0.0
Purchasing Prostitution	0	0.0	0	0.0
Human Trafficking Offenses (Total)	0	0.0	0	0.0
Commercial Sex Acts	0	0.0	0	0.0
Involuntary Servitude	0	0.0	0	0.0
Bribery	0	0.0	0	0.0
Weapon Law Violations	0	0.0	0	0.0
Animal Cruelty	0	0.0	0	0.0

GROUP B OFFENSES	Offenses	Rate per 1,000
Bad Checks	0	0.0
Curfew/Vagrancy	0	0.0
Disorderly Conduct	0	0.0
DUI	0	0.0
Drunkenness	0	0.0
Family-Non Violent	0	0.0
Liquor Law Violations	0	0.0
Peeping Tom	0	0.0
Trespass	0	0.0
All Other Offenses	0	0.0

2019 Fall Term Campus Population	
Undergraduate Enrollment	622
Graduate Enrollment	0
Staff Personnel	12
Faculty Personnel	86
Security Personnel	1
Total Campus Population	721



Daymar College Murfreesboro - 2019

GROUP A OFFENSES	Offense	Rate per 1,000	Cleared	% Cleared
Homicide Offenses (Total)	0	0.0	0	0.0
Murder	0	0.0	0	0.0
Negligent Manslaughter	0	0.0	0	0.0
Negligent Vehicular Manslaughter	0	0.0	0	0.0
Kidnapping/Abduction	0	0.0	0	0.0
Sex Offenses (Forcible) (Total)	0	0.0	0	0.0
Forcible Rape	0	0.0	0	0.0
Forcible Sodomy	0	0.0	0	0.0
Sexual Assault W/Object	0	0.0	0	0.0
Forcible Fondling	0	0.0	0	0.0
Robbery	0	0.0	0	0.0
Assault Offenses (Total)	0	0.0	0	0.0
Aggravated Assault	0	0.0	0	0.0
Simple Assault	0	0.0	0	0.0
Intimidation	0	0.0	0	0.0
Stalking	0	0.0	0	0.0
Arson	0	0.0	0	0.0
Extortion/Blackmail	0	0.0	0	0.0
Burglary	0	0.0	0	0.0
Larceny/Theft Offenses (Total)	0	0.0	0	0.0
Theft - Pocket-picking	0	0.0	0	0.0
Theft - Purse Snatching	0	0.0	0	0.0
Theft - Shoplifting	0	0.0	0	0.0
Theft From Building	0	0.0	0	0.0
Theft From Coin Machine	0	0.0	0	0.0
Theft From Motor Vehicle	0	0.0	0	0.0
Theft of Motor Vehicle Parts	0	0.0	0	0.0
Theft - All Other Larceny	0	0.0	0	0.0
Motor Vehicle Theft	0	0.0	0	0.0
Counterfeiting/Forgery	0	0.0	0	0.0
Fraud Offenses (Total)	0	0.0	0	0.0
Fraud - Computer Hacking/Invasion	0	0.0	0	0.0
Fraud - Credit Card/ATM	0	0.0	0	0.0
Fraud - False Pretenses	0	0.0	0	0.0
Fraud - Identity Theft	0	0.0	0	0.0
Fraud - Impersonation	0	0.0	0	0.0
Fraud - Welfare	0	0.0	0	0.0
Fraud - Wire	0	0.0	0	0.0
Embezzlement	0	0.0	0	0.0
Stolen Property Offenses	0	0.0	0	0.0
Destruction/Damage/Vandalism	0	0.0	0	0.0
Drug/Narcotic Violations (Total)	0	0.0	0	0.0
Drug/Narcotic Violations	0	0.0	0	0.0
Drug/Narcotic Equipment Violations	0	0.0	0	0.0

GROUP A OFFENSES	Offense	Rate per 1,000	Cleared	% Cleared
Sex Offenses (Non forcible) (Total)	0	0.0	0	0.0
Incest	0	0.0	0	0.0
Statutory Rape	0	0.0	0	0.0
Pornography/Obscene Material	0	0.0	0	0.0
Gambling Offenses (Total)	0	0.0	0	0.0
Gambling - Betting/Wagering	0	0.0	0	0.0
Gambling - Operating/Promoting	0	0.0	0	0.0
Gambling - Equipment Violations	0	0.0	0	0.0
Gambling - Sports Tampering	0	0.0	0	0.0
Prostitution Offenses (Total)	0	0.0	0	0.0
Prostitution	0	0.0	0	0.0
Prostitution Assisting/Promoting	0	0.0	0	0.0
Purchasing Prostitution	0	0.0	0	0.0
Human Trafficking Offenses (Total)	0	0.0	0	0.0
Commercial Sex Acts	0	0.0	0	0.0
Involuntary Servitude	0	0.0	0	0.0
Bribery	0	0.0	0	0.0
Weapon Law Violations	0	0.0	0	0.0
Animal Cruelty	0	0.0	0	0.0

GROUP B OFFENSES	Offenses	Rate per 1,000
Bad Checks	0	0.0
Curfew/Vagrancy	0	0.0
Disorderly Conduct	0	0.0
DUI	0	0.0
Drunkenness	0	0.0
Family-Non Violent	0	0.0
Liquor Law Violations	0	0.0
Peeping Tom	0	0.0
Trespass	0	0.0
All Other Offenses	0	0.0

2019 Fall Term Campus Population	
Undergraduate Enrollment	107
Graduate Enrollment	0
Staff Personnel	9
Faculty Personnel	13
Security Personnel	1
Total Campus Population	130



Daymar College Nashville - 2019

GROUP A OFFENSES	Offense	Rate per 1,000	Cleared	% Cleared
Homicide Offenses (Total)	0	0.0	0	0.0
Murder	0	0.0	0	0.0
Negligent Manslaughter	0	0.0	0	0.0
Negligent Vehicular Manslaughter	0	0.0	0	0.0
Kidnapping/Abduction	0	0.0	0	0.0
Sex Offenses (Forcible) (Total)	0	0.0	0	0.0
Forcible Rape	0	0.0	0	0.0
Forcible Sodomy	0	0.0	0	0.0
Sexual Assault W/Object	0	0.0	0	0.0
Forcible Fondling	0	0.0	0	0.0
Robbery	0	0.0	0	0.0
Assault Offenses (Total)	0	0.0	0	0.0
Aggravated Assault	0	0.0	0	0.0
Simple Assault	0	0.0	0	0.0
Intimidation	0	0.0	0	0.0
Stalking	0	0.0	0	0.0
Arson	0	0.0	0	0.0
Extortion/Blackmail	0	0.0	0	0.0
Burglary	0	0.0	0	0.0
Larceny/Theft Offenses (Total)	0	0.0	0	0.0
Theft - Pocket-picking	0	0.0	0	0.0
Theft - Purse Snatching	0	0.0	0	0.0
Theft - Shoplifting	0	0.0	0	0.0
Theft From Building	0	0.0	0	0.0
Theft From Coin Machine	0	0.0	0	0.0
Theft From Motor Vehicle	0	0.0	0	0.0
Theft of Motor Vehicle Parts	0	0.0	0	0.0
Theft - All Other Larceny	0	0.0	0	0.0
Motor Vehicle Theft	0	0.0	0	0.0
Counterfeiting/Forgery	0	0.0	0	0.0
Fraud Offenses (Total)	0	0.0	0	0.0
Fraud - Computer Hacking/Invasion	0	0.0	0	0.0
Fraud - Credit Card/ATM	0	0.0	0	0.0
Fraud - False Pretenses	0	0.0	0	0.0
Fraud - Identity Theft	0	0.0	0	0.0
Fraud - Impersonation	0	0.0	0	0.0
Fraud - Welfare	0	0.0	0	0.0
Fraud - Wire	0	0.0	0	0.0
Embezzlement	0	0.0	0	0.0
Stolen Property Offenses	0	0.0	0	0.0
Destruction/Damage/Vandalism	0	0.0	0	0.0
Drug/Narcotic Violations (Total)	0	0.0	0	0.0
Drug/Narcotic Violations	0	0.0	0	0.0
Drug/Narcotic Equipment Violations	0	0.0	0	0.0

GROUP A OFFENSES	Offense	Rate per 1,000	Cleared	% Cleared
Sex Offenses (Non forcible) (Total)	0	0.0	0	0.0
Incest	0	0.0	0	0.0
Statutory Rape	0	0.0	0	0.0
Pornography/Obscene Material	0	0.0	0	0.0
Gambling Offenses (Total)	0	0.0	0	0.0
Gambling - Betting/Wagering	0	0.0	0	0.0
Gambling - Operating/Promoting	0	0.0	0	0.0
Gambling - Equipment Violations	0	0.0	0	0.0
Gambling - Sports Tampering	0	0.0	0	0.0
Prostitution Offenses (Total)	0	0.0	0	0.0
Prostitution	0	0.0	0	0.0
Prostitution Assisting/Promoting	0	0.0	0	0.0
Purchasing Prostitution	0	0.0	0	0.0
Human Trafficking Offenses (Total)	0	0.0	0	0.0
Commercial Sex Acts	0	0.0	0	0.0
Involuntary Servitude	0	0.0	0	0.0
Bribery	0	0.0	0	0.0
Weapon Law Violations	0	0.0	0	0.0
Animal Cruelty	0	0.0	0	0.0

GROUP B OFFENSES	Offenses	Rate per 1,000
Bad Checks	0	0.0
Curfew/Vagrancy	0	0.0
Disorderly Conduct	0	0.0
DUI	0	0.0
Drunkenness	0	0.0
Family-Non Violent	0	0.0
Liquor Law Violations	0	0.0
Peeping Tom	0	0.0
Trespass	0	0.0
All Other Offenses	0	0.0

2019 Fall Term Campus Population	
Undergraduate Enrollment	84
Graduate Enrollment	0
Staff Personnel	5
Faculty Personnel	16
Security Personnel	1
Total Campus Population	106



Dyersburg State Community College - 2019

GROUP A OFFENSES	Offense	Rate per 1,000	Cleared	% Cleared
Homicide Offenses (Total)	0	0.0	0	0.0
Murder	0	0.0	0	0.0
Negligent Manslaughter	0	0.0	0	0.0
Negligent Vehicular Manslaughter	0	0.0	0	0.0
Kidnapping/Abduction	0	0.0	0	0.0
Sex Offenses (Forcible) (Total)	0	0.0	0	0.0
Forcible Rape	0	0.0	0	0.0
Forcible Sodomy	0	0.0	0	0.0
Sexual Assault W/Object	0	0.0	0	0.0
Forcible Fondling	0	0.0	0	0.0
Robbery	0	0.0	0	0.0
Assault Offenses (Total)	0	0.0	0	0.0
Aggravated Assault	0	0.0	0	0.0
Simple Assault	0	0.0	0	0.0
Intimidation	0	0.0	0	0.0
Stalking	0	0.0	0	0.0
Arson	0	0.0	0	0.0
Extortion/Blackmail	0	0.0	0	0.0
Burglary	0	0.0	0	0.0
Larceny/Theft Offenses (Total)	2	0.7	1	50.0
Theft - Pocket-picking	0	0.0	0	0.0
Theft - Purse Snatching	0	0.0	0	0.0
Theft - Shoplifting	0	0.0	0	0.0
Theft From Building	1	0.4	1	100.0
Theft From Coin Machine	0	0.0	0	0.0
Theft From Motor Vehicle	0	0.0	0	0.0
Theft of Motor Vehicle Parts	0	0.0	0	0.0
Theft - All Other Larceny	1	0.4	0	0.0
Motor Vehicle Theft	0	0.0	0	0.0
Counterfeiting/Forgery	0	0.0	0	0.0
Fraud Offenses (Total)	0	0.0	0	0.0
Fraud - Computer Hacking/Invasion	0	0.0	0	0.0
Fraud - Credit Card/ATM	0	0.0	0	0.0
Fraud - False Pretenses	0	0.0	0	0.0
Fraud - Identity Theft	0	0.0	0	0.0
Fraud - Impersonation	0	0.0	0	0.0
Fraud - Welfare	0	0.0	0	0.0
Fraud - Wire	0	0.0	0	0.0
Embezzlement	0	0.0	0	0.0
Stolen Property Offenses	0	0.0	0	0.0
Destruction/Damage/Vandalism	0	0.0	0	0.0
Drug/Narcotic Violations (Total)	0	0.0	0	0.0
Drug/Narcotic Violations	0	0.0	0	0.0
Drug/Narcotic Equipment Violations	0	0.0	0	0.0

GROUP A OFFENSES	Offense	Rate per 1,000	Cleared	% Cleared
Sex Offenses (Non forcible) (Total)	0	0.0	0	0.0
Incest	0	0.0	0	0.0
Statutory Rape	0	0.0	0	0.0
Pornography/Obscene Material	0	0.0	0	0.0
Gambling Offenses (Total)	0	0.0	0	0.0
Gambling - Betting/Wagering	0	0.0	0	0.0
Gambling - Operating/Promoting	0	0.0	0	0.0
Gambling - Equipment Violations	0	0.0	0	0.0
Gambling - Sports Tampering	0	0.0	0	0.0
Prostitution Offenses (Total)	0	0.0	0	0.0
Prostitution	0	0.0	0	0.0
Prostitution Assisting/Promoting	0	0.0	0	0.0
Purchasing Prostitution	0	0.0	0	0.0
Human Trafficking Offenses (Total)	0	0.0	0	0.0
Commercial Sex Acts	0	0.0	0	0.0
Involuntary Servitude	0	0.0	0	0.0
Bribery	0	0.0	0	0.0
Weapon Law Violations	0	0.0	0	0.0
Animal Cruelty	0	0.0	0	0.0

GROUP B OFFENSES	Offenses	Rate per 1,000
Bad Checks	0	0.0
Curfew/Vagrancy	0	0.0
Disorderly Conduct	0	0.0
DUI	0	0.0
Drunkenness	0	0.0
Family-Non Violent	0	0.0
Liquor Law Violations	0	0.0
Peeping Tom	0	0.0
Trespass	0	0.0
All Other Offenses	0	0.0

2019 Fall Term Campus Population	
Undergraduate Enrollment	2,473
Graduate Enrollment	0
Staff Personnel	128
Faculty Personnel	172
Security Personnel	6
Total Campus Population	2,779



East Tennessee State University - 2019

GROUP A OFFENSES	Offense	Rate per 1,000	Cleared	% Cleared
Homicide Offenses (Total)	0	0.0	0	0.0
Murder	0	0.0	0	0.0
Negligent Manslaughter	0	0.0	0	0.0
Negligent Vehicular Manslaughter	0	0.0	0	0.0
Kidnapping/Abduction	1	0.1	1	100.0
Sex Offenses (Forcible) (Total)	8	0.5	7	87.5
Forcible Rape	7	0.4	6	85.7
Forcible Sodomy	0	0.0	0	0.0
Sexual Assault W/Object	0	0.0	0	0.0
Forcible Fondling	1	0.1	1	100.0
Robbery	0	0.0	0	0.0
Assault Offenses (Total)	54	3.4	34	63.0
Aggravated Assault	3	0.2	3	100.0
Simple Assault	14	0.9	10	71.4
Intimidation	27	1.7	13	48.1
Stalking	10	0.6	8	80.0
Arson	1	0.1	0	0.0
Extortion/Blackmail	1	0.1	0	0.0
Burglary	1	0.1	1	100.0
Larceny/Theft Offenses (Total)	72	4.6	2	2.8
Theft - Pocket-picking	0	0.0	0	0.0
Theft - Purse Snatching	0	0.0	0	0.0
Theft - Shoplifting	0	0.0	0	0.0
Theft From Building	27	1.7	2	7.4
Theft From Coin Machine	0	0.0	0	0.0
Theft From Motor Vehicle	6	0.4	0	0.0
Theft of Motor Vehicle Parts	4	0.3	0	0.0
Theft - All Other Larceny	35	2.2	0	0.0
Motor Vehicle Theft	2	0.1	0	0.0
Counterfeiting/Forgery	0	0.0	0	0.0
Fraud Offenses (Total)	19	1.2	0	0.0
Fraud - Computer Hacking/Invasion	6	0.4	0	0.0
Fraud - Credit Card/ATM	2	0.1	0	0.0
Fraud - False Pretenses	10	0.6	0	0.0
Fraud - Identity Theft	0	0.0	0	0.0
Fraud - Impersonation	0	0.0	0	0.0
Fraud - Welfare	0	0.0	0	0.0
Fraud - Wire	1	0.1	0	0.0
Embezzlement	4	0.3	0	0.0
Stolen Property Offenses	0	0.0	0	0.0
Destruction/Damage/Vandalism	48	3.0	5	10.4
Drug/Narcotic Violations (Total)	17	1.1	12	70.6
Drug/Narcotic Violations	14	0.9	9	64.3
Drug/Narcotic Equipment Violations	3	0.2	3	100.0

GROUP A OFFENSES	Offense	Rate per 1,000	Cleared	% Cleared
Sex Offenses (Non forcible) (Total)	0	0.0	0	0.0
Incest	0	0.0	0	0.0
Statutory Rape	0	0.0	0	0.0
Pornography/Obscene Material	0	0.0	0	0.0
Gambling Offenses (Total)	0	0.0	0	0.0
Gambling - Betting/Wagering	0	0.0	0	0.0
Gambling - Operating/Promoting	0	0.0	0	0.0
Gambling - Equipment Violations	0	0.0	0	0.0
Gambling - Sports Tampering	0	0.0	0	0.0
Prostitution Offenses (Total)	0	0.0	0	0.0
Prostitution	0	0.0	0	0.0
Prostitution Assisting/Promoting	0	0.0	0	0.0
Purchasing Prostitution	0	0.0	0	0.0
Human Trafficking Offenses (Total)	0	0.0	0	0.0
Commercial Sex Acts	0	0.0	0	0.0
Involuntary Servitude	0	0.0	0	0.0
Bribery	0	0.0	0	0.0
Weapon Law Violations	0	0.0	0	0.0
Animal Cruelty	0	0.0	0	0.0

GROUP B OFFENSES	Offenses	Rate per 1,000
Bad Checks	0	0.0
Curfew/Vagrancy	0	0.0
Disorderly Conduct	0	0.0
DUI	0	0.0
Drunkenness	0	0.0
Family-Non Violent	0	0.0
Liquor Law Violations	6	0.4
Peeping Tom	0	0.0
Trespass	1	0.1
All Other Offenses	9	0.6

2019 Fall Term Campus Population	
Undergraduate Enrollment	10,587
Graduate Enrollment	2,683
Staff Personnel	1,507
Faculty Personnel	968
Security Personnel	30
Total Campus Population	15,775



Emmanuel Christian Seminary - 2019

GROUP A OFFENSES	Offense	Rate per 1,000	Cleared	% Cleared
Homicide Offenses (Total)	0	0.0	0	0.0
Murder	0	0.0	0	0.0
Negligent Manslaughter	0	0.0	0	0.0
Negligent Vehicular Manslaughter	0	0.0	0	0.0
Kidnapping/Abduction	0	0.0	0	0.0
Sex Offenses (Forcible) (Total)	0	0.0	0	0.0
Forcible Rape	0	0.0	0	0.0
Forcible Sodomy	0	0.0	0	0.0
Sexual Assault W/Object	0	0.0	0	0.0
Forcible Fondling	0	0.0	0	0.0
Robbery	0	0.0	0	0.0
Assault Offenses (Total)	0	0.0	0	0.0
Aggravated Assault	0	0.0	0	0.0
Simple Assault	0	0.0	0	0.0
Intimidation	0	0.0	0	0.0
Stalking	0	0.0	0	0.0
Arson	0	0.0	0	0.0
Extortion/Blackmail	0	0.0	0	0.0
Burglary	0	0.0	0	0.0
Larceny/Theft Offenses (Total)	0	0.0	0	0.0
Theft - Pocket-picking	0	0.0	0	0.0
Theft - Purse Snatching	0	0.0	0	0.0
Theft - Shoplifting	0	0.0	0	0.0
Theft From Building	0	0.0	0	0.0
Theft From Coin Machine	0	0.0	0	0.0
Theft From Motor Vehicle	0	0.0	0	0.0
Theft of Motor Vehicle Parts	0	0.0	0	0.0
Theft - All Other Larceny	0	0.0	0	0.0
Motor Vehicle Theft	0	0.0	0	0.0
Counterfeiting/Forgery	0	0.0	0	0.0
Fraud Offenses (Total)	0	0.0	0	0.0
Fraud - Computer Hacking/Invasion	0	0.0	0	0.0
Fraud - Credit Card/ATM	0	0.0	0	0.0
Fraud - False Pretenses	0	0.0	0	0.0
Fraud - Identity Theft	0	0.0	0	0.0
Fraud - Impersonation	0	0.0	0	0.0
Fraud - Welfare	0	0.0	0	0.0
Fraud - Wire	0	0.0	0	0.0
Embezzlement	0	0.0	0	0.0
Stolen Property Offenses	0	0.0	0	0.0
Destruction/Damage/Vandalism	0	0.0	0	0.0
Drug/Narcotic Violations (Total)	0	0.0	0	0.0
Drug/Narcotic Violations	0	0.0	0	0.0
Drug/Narcotic Equipment Violations	0	0.0	0	0.0

GROUP A OFFENSES	Offense	Rate per 1,000	Cleared	% Cleared
Sex Offenses (Non forcible) (Total)	0	0.0	0	0.0
Incest	0	0.0	0	0.0
Statutory Rape	0	0.0	0	0.0
Pornography/Obscene Material	0	0.0	0	0.0
Gambling Offenses (Total)	0	0.0	0	0.0
Gambling - Betting/Wagering	0	0.0	0	0.0
Gambling - Operating/Promoting	0	0.0	0	0.0
Gambling - Equipment Violations	0	0.0	0	0.0
Gambling - Sports Tampering	0	0.0	0	0.0
Prostitution Offenses (Total)	0	0.0	0	0.0
Prostitution	0	0.0	0	0.0
Prostitution Assisting/Promoting	0	0.0	0	0.0
Purchasing Prostitution	0	0.0	0	0.0
Human Trafficking Offenses (Total)	0	0.0	0	0.0
Commercial Sex Acts	0	0.0	0	0.0
Involuntary Servitude	0	0.0	0	0.0
Bribery	0	0.0	0	0.0
Weapon Law Violations	0	0.0	0	0.0
Animal Cruelty	0	0.0	0	0.0

GROUP B OFFENSES	Offenses	Rate per 1,000
Bad Checks	0	0.0
Curfew/Vagrancy	0	0.0
Disorderly Conduct	0	0.0
DUI	0	0.0
Drunkenness	0	0.0
Family-Non Violent	0	0.0
Liquor Law Violations	0	0.0
Peeping Tom	0	0.0
Trespass	0	0.0
All Other Offenses	0	0.0

2019 Fall Term Campus Population	
Undergraduate Enrollment	
Graduate Enrollment	
Staff Personnel	
Faculty Personnel	
Security Personnel	
Total Campus Population	



Fisk University - 2019

GROUP A OFFENSES	Offense	Rate per 1,000	Cleared	% Cleared
Homicide Offenses (Total)	0	0.0	0	0.0
Murder	0	0.0	0	0.0
Negligent Manslaughter	0	0.0	0	0.0
Negligent Vehicular Manslaughter	0	0.0	0	0.0
Kidnapping/Abduction	0	0.0	0	0.0
Sex Offenses (Forcible) (Total)	0	0.0	0	0.0
Forcible Rape	0	0.0	0	0.0
Forcible Sodomy	0	0.0	0	0.0
Sexual Assault W/Object	0	0.0	0	0.0
Forcible Fondling	0	0.0	0	0.0
Robbery	0	0.0	0	0.0
Assault Offenses (Total)	9	8.3	7	77.8
Aggravated Assault	1	0.9	0	0.0
Simple Assault	7	6.5	6	85.7
Intimidation	1	0.9	1	100.0
Stalking	0	0.0	0	0.0
Arson	0	0.0	0	0.0
Extortion/Blackmail	0	0.0	0	0.0
Burglary	1	0.9	0	0.0
Larceny/Theft Offenses (Total)	9	8.3	1	11.1
Theft - Pocket-picking	0	0.0	0	0.0
Theft - Purse Snatching	0	0.0	0	0.0
Theft - Shoplifting	0	0.0	0	0.0
Theft From Building	2	1.8	1	50.0
Theft From Coin Machine	0	0.0	0	0.0
Theft From Motor Vehicle	6	5.5	0	0.0
Theft of Motor Vehicle Parts	1	0.9	0	0.0
Theft - All Other Larceny	0	0.0	0	0.0
Motor Vehicle Theft	0	0.0	0	0.0
Counterfeiting/Forgery	0	0.0	0	0.0
Fraud Offenses (Total)	0	0.0	0	0.0
Fraud - Computer Hacking/Invasion	0	0.0	0	0.0
Fraud - Credit Card/ATM	0	0.0	0	0.0
Fraud - False Pretenses	0	0.0	0	0.0
Fraud - Identity Theft	0	0.0	0	0.0
Fraud - Impersonation	0	0.0	0	0.0
Fraud - Welfare	0	0.0	0	0.0
Fraud - Wire	0	0.0	0	0.0
Embezzlement	0	0.0	0	0.0
Stolen Property Offenses	0	0.0	0	0.0
Destruction/Damage/Vandalism	30	27.6	4	13.3
Drug/Narcotic Violations (Total)	15	13.8	13	86.7
Drug/Narcotic Violations	8	7.4	7	87.5
Drug/Narcotic Equipment Violations	7	6.5	6	85.7

GROUP A OFFENSES	Offense	Rate per 1,000	Cleared	% Cleared
Sex Offenses (Non forcible) (Total)	0	0.0	0	0.0
Incest	0	0.0	0	0.0
Statutory Rape	0	0.0	0	0.0
Pornography/Obscene Material	0	0.0	0	0.0
Gambling Offenses (Total)	0	0.0	0	0.0
Gambling - Betting/Wagering	0	0.0	0	0.0
Gambling - Operating/Promoting	0	0.0	0	0.0
Gambling - Equipment Violations	0	0.0	0	0.0
Gambling - Sports Tampering	0	0.0	0	0.0
Prostitution Offenses (Total)	0	0.0	0	0.0
Prostitution	0	0.0	0	0.0
Prostitution Assisting/Promoting	0	0.0	0	0.0
Purchasing Prostitution	0	0.0	0	0.0
Human Trafficking Offenses (Total)	0	0.0	0	0.0
Commercial Sex Acts	0	0.0	0	0.0
Involuntary Servitude	0	0.0	0	0.0
Bribery	0	0.0	0	0.0
Weapon Law Violations	0	0.0	0	0.0
Animal Cruelty	0	0.0	0	0.0

GROUP B OFFENSES	Offenses	Rate per 1,000
Bad Checks	0	0.0
Curfew/Vagrancy	0	0.0
Disorderly Conduct	0	0.0
DUI	0	0.0
Drunkenness	0	0.0
Family-Non Violent	0	0.0
Liquor Law Violations	0	0.0
Peeping Tom	0	0.0
Trespass	0	0.0
All Other Offenses	0	0.0

2019 Fall Term Campus Population	
Undergraduate Enrollment	833
Graduate Enrollment	29
Staff Personnel	98
Faculty Personnel	114
Security Personnel	11
Total Campus Population	1,085



Fountainhead College of Technology - 2019

GROUP A OFFENSES	Offense	Rate per 1,000	Cleared	% Cleared
Homicide Offenses (Total)	0	0.0	0	0.0
Murder	0	0.0	0	0.0
Negligent Manslaughter	0	0.0	0	0.0
Negligent Vehicular Manslaughter	0	0.0	0	0.0
Kidnapping/Abduction	0	0.0	0	0.0
Sex Offenses (Forcible) (Total)	0	0.0	0	0.0
Forcible Rape	0	0.0	0	0.0
Forcible Sodomy	0	0.0	0	0.0
Sexual Assault W/Object	0	0.0	0	0.0
Forcible Fondling	0	0.0	0	0.0
Robbery	0	0.0	0	0.0
Assault Offenses (Total)	0	0.0	0	0.0
Aggravated Assault	0	0.0	0	0.0
Simple Assault	0	0.0	0	0.0
Intimidation	0	0.0	0	0.0
Stalking	0	0.0	0	0.0
Arson	0	0.0	0	0.0
Extortion/Blackmail	0	0.0	0	0.0
Burglary	0	0.0	0	0.0
Larceny/Theft Offenses (Total)	0	0.0	0	0.0
Theft - Pocket-picking	0	0.0	0	0.0
Theft - Purse Snatching	0	0.0	0	0.0
Theft - Shoplifting	0	0.0	0	0.0
Theft From Building	0	0.0	0	0.0
Theft From Coin Machine	0	0.0	0	0.0
Theft From Motor Vehicle	0	0.0	0	0.0
Theft of Motor Vehicle Parts	0	0.0	0	0.0
Theft - All Other Larceny	0	0.0	0	0.0
Motor Vehicle Theft	0	0.0	0	0.0
Counterfeiting/Forgery	0	0.0	0	0.0
Fraud Offenses (Total)	0	0.0	0	0.0
Fraud - Computer Hacking/Invasion	0	0.0	0	0.0
Fraud - Credit Card/ATM	0	0.0	0	0.0
Fraud - False Pretenses	0	0.0	0	0.0
Fraud - Identity Theft	0	0.0	0	0.0
Fraud - Impersonation	0	0.0	0	0.0
Fraud - Welfare	0	0.0	0	0.0
Fraud - Wire	0	0.0	0	0.0
Embezzlement	0	0.0	0	0.0
Stolen Property Offenses	0	0.0	0	0.0
Destruction/Damage/Vandalism	0	0.0	0	0.0
Drug/Narcotic Violations (Total)	0	0.0	0	0.0
Drug/Narcotic Violations	0	0.0	0	0.0
Drug/Narcotic Equipment Violations	0	0.0	0	0.0

GROUP A OFFENSES	Offense	Rate per 1,000	Cleared	% Cleared
Sex Offenses (Non forcible) (Total)	0	0.0	0	0.0
Incest	0	0.0	0	0.0
Statutory Rape	0	0.0	0	0.0
Pornography/Obscene Material	0	0.0	0	0.0
Gambling Offenses (Total)	0	0.0	0	0.0
Gambling - Betting/Wagering	0	0.0	0	0.0
Gambling - Operating/Promoting	0	0.0	0	0.0
Gambling - Equipment Violations	0	0.0	0	0.0
Gambling - Sports Tampering	0	0.0	0	0.0
Prostitution Offenses (Total)	0	0.0	0	0.0
Prostitution	0	0.0	0	0.0
Prostitution Assisting/Promoting	0	0.0	0	0.0
Purchasing Prostitution	0	0.0	0	0.0
Human Trafficking Offenses (Total)	0	0.0	0	0.0
Commercial Sex Acts	0	0.0	0	0.0
Involuntary Servitude	0	0.0	0	0.0
Bribery	0	0.0	0	0.0
Weapon Law Violations	0	0.0	0	0.0
Animal Cruelty	0	0.0	0	0.0

GROUP B OFFENSES	Offenses	Rate per 1,000
Bad Checks	0	0.0
Curfew/Vagrancy	0	0.0
Disorderly Conduct	0	0.0
DUI	0	0.0
Drunkenness	0	0.0
Family-Non Violent	0	0.0
Liquor Law Violations	0	0.0
Peeping Tom	0	0.0
Trespass	0	0.0
All Other Offenses	0	0.0

2019 Fall Term Campus Population	
Undergraduate Enrollment	
Graduate Enrollment	
Staff Personnel	
Faculty Personnel	
Security Personnel	
Total Campus Population	



Freed-Hardeman University - 2019

GROUP A OFFENSES	Offense	Rate per 1,000	Cleared	% Cleared
Homicide Offenses (Total)	0	0.0	0	0.0
Murder	0	0.0	0	0.0
Negligent Manslaughter	0	0.0	0	0.0
Negligent Vehicular Manslaughter	0	0.0	0	0.0
Kidnapping/Abduction	0	0.0	0	0.0
Sex Offenses (Forcible) (Total)	0	0.0	0	0.0
Forcible Rape	0	0.0	0	0.0
Forcible Sodomy	0	0.0	0	0.0
Sexual Assault W/Object	0	0.0	0	0.0
Forcible Fondling	0	0.0	0	0.0
Robbery	0	0.0	0	0.0
Assault Offenses (Total)	0	0.0	0	0.0
Aggravated Assault	0	0.0	0	0.0
Simple Assault	0	0.0	0	0.0
Intimidation	0	0.0	0	0.0
Stalking	0	0.0	0	0.0
Arson	0	0.0	0	0.0
Extortion/Blackmail	0	0.0	0	0.0
Burglary	0	0.0	0	0.0
Larceny/Theft Offenses (Total)	4	1.9	0	0.0
Theft - Pocket-picking	0	0.0	0	0.0
Theft - Purse Snatching	0	0.0	0	0.0
Theft - Shoplifting	0	0.0	0	0.0
Theft From Building	2	0.9	0	0.0
Theft From Coin Machine	0	0.0	0	0.0
Theft From Motor Vehicle	1	0.5	0	0.0
Theft of Motor Vehicle Parts	1	0.5	0	0.0
Theft - All Other Larceny	0	0.0	0	0.0
Motor Vehicle Theft	0	0.0	0	0.0
Counterfeiting/Forgery	0	0.0	0	0.0
Fraud Offenses (Total)	0	0.0	0	0.0
Fraud - Computer Hacking/Invasion	0	0.0	0	0.0
Fraud - Credit Card/ATM	0	0.0	0	0.0
Fraud - False Pretenses	0	0.0	0	0.0
Fraud - Identity Theft	0	0.0	0	0.0
Fraud - Impersonation	0	0.0	0	0.0
Fraud - Welfare	0	0.0	0	0.0
Fraud - Wire	0	0.0	0	0.0
Embezzlement	0	0.0	0	0.0
Stolen Property Offenses	0	0.0	0	0.0
Destruction/Damage/Vandalism	0	0.0	0	0.0
Drug/Narcotic Violations (Total)	2	0.9	0	0.0
Drug/Narcotic Violations	1	0.5	0	0.0
Drug/Narcotic Equipment Violations	1	0.5	0	0.0

GROUP A OFFENSES	Offense	Rate per 1,000	Cleared	% Cleared
Sex Offenses (Non forcible) (Total)	0	0.0	0	0.0
Incest	0	0.0	0	0.0
Statutory Rape	0	0.0	0	0.0
Pornography/Obscene Material	0	0.0	0	0.0
Gambling Offenses (Total)	0	0.0	0	0.0
Gambling - Betting/Wagering	0	0.0	0	0.0
Gambling - Operating/Promoting	0	0.0	0	0.0
Gambling - Equipment Violations	0	0.0	0	0.0
Gambling - Sports Tampering	0	0.0	0	0.0
Prostitution Offenses (Total)	0	0.0	0	0.0
Prostitution	0	0.0	0	0.0
Prostitution Assisting/Promoting	0	0.0	0	0.0
Purchasing Prostitution	0	0.0	0	0.0
Human Trafficking Offenses (Total)	0	0.0	0	0.0
Commercial Sex Acts	0	0.0	0	0.0
Involuntary Servitude	0	0.0	0	0.0
Bribery	0	0.0	0	0.0
Weapon Law Violations	0	0.0	0	0.0
Animal Cruelty	0	0.0	0	0.0

GROUP B OFFENSES	Offenses	Rate per 1,000
Bad Checks	1	0.5
Curfew/Vagrancy	0	0.0
Disorderly Conduct	0	0.0
DUI	1	0.5
Drunkenness	1	0.5
Family-Non Violent	0	0.0
Liquor Law Violations	0	0.0
Peeping Tom	0	0.0
Trespass	0	0.0
All Other Offenses	0	0.0

2019 Fall Term Campus Population	
Undergraduate Enrollment	1,506
Graduate Enrollment	349
Staff Personnel	190
Faculty Personnel	100
Security Personnel	7
Total Campus Population	2,152



Harding School of Theology - 2019

GROUP A OFFENSES	Offense	Rate per 1,000	Cleared	% Cleared
Homicide Offenses (Total)	0	0.0	0	0.0
Murder	0	0.0	0	0.0
Negligent Manslaughter	0	0.0	0	0.0
Negligent Vehicular Manslaughter	0	0.0	0	0.0
Kidnapping/Abduction	0	0.0	0	0.0
Sex Offenses (Forcible) (Total)	0	0.0	0	0.0
Forcible Rape	0	0.0	0	0.0
Forcible Sodomy	0	0.0	0	0.0
Sexual Assault W/Object	0	0.0	0	0.0
Forcible Fondling	0	0.0	0	0.0
Robbery	0	0.0	0	0.0
Assault Offenses (Total)	0	0.0	0	0.0
Aggravated Assault	0	0.0	0	0.0
Simple Assault	0	0.0	0	0.0
Intimidation	0	0.0	0	0.0
Stalking	0	0.0	0	0.0
Arson	0	0.0	0	0.0
Extortion/Blackmail	0	0.0	0	0.0
Burglary	0	0.0	0	0.0
Larceny/Theft Offenses (Total)	0	0.0	0	0.0
Theft - Pocket-picking	0	0.0	0	0.0
Theft - Purse Snatching	0	0.0	0	0.0
Theft - Shoplifting	0	0.0	0	0.0
Theft From Building	0	0.0	0	0.0
Theft From Coin Machine	0	0.0	0	0.0
Theft From Motor Vehicle	0	0.0	0	0.0
Theft of Motor Vehicle Parts	0	0.0	0	0.0
Theft - All Other Larceny	0	0.0	0	0.0
Motor Vehicle Theft	0	0.0	0	0.0
Counterfeiting/Forgery	0	0.0	0	0.0
Fraud Offenses (Total)	0	0.0	0	0.0
Fraud - Computer Hacking/Invasion	0	0.0	0	0.0
Fraud - Credit Card/ATM	0	0.0	0	0.0
Fraud - False Pretenses	0	0.0	0	0.0
Fraud - Identity Theft	0	0.0	0	0.0
Fraud - Impersonation	0	0.0	0	0.0
Fraud - Welfare	0	0.0	0	0.0
Fraud - Wire	0	0.0	0	0.0
Embezzlement	0	0.0	0	0.0
Stolen Property Offenses	0	0.0	0	0.0
Destruction/Damage/Vandalism	0	0.0	0	0.0
Drug/Narcotic Violations (Total)	0	0.0	0	0.0
Drug/Narcotic Violations	0	0.0	0	0.0
Drug/Narcotic Equipment Violations	0	0.0	0	0.0

GROUP A OFFENSES	Offense	Rate per 1,000	Cleared	% Cleared
Sex Offenses (Non forcible) (Total)	0	0.0	0	0.0
Incest	0	0.0	0	0.0
Statutory Rape	0	0.0	0	0.0
Pornography/Obscene Material	0	0.0	0	0.0
Gambling Offenses (Total)	0	0.0	0	0.0
Gambling - Betting/Wagering	0	0.0	0	0.0
Gambling - Operating/Promoting	0	0.0	0	0.0
Gambling - Equipment Violations	0	0.0	0	0.0
Gambling - Sports Tampering	0	0.0	0	0.0
Prostitution Offenses (Total)	0	0.0	0	0.0
Prostitution	0	0.0	0	0.0
Prostitution Assisting/Promoting	0	0.0	0	0.0
Purchasing Prostitution	0	0.0	0	0.0
Human Trafficking Offenses (Total)	0	0.0	0	0.0
Commercial Sex Acts	0	0.0	0	0.0
Involuntary Servitude	0	0.0	0	0.0
Bribery	0	0.0	0	0.0
Weapon Law Violations	0	0.0	0	0.0
Animal Cruelty	0	0.0	0	0.0

GROUP B OFFENSES	Offenses	Rate per 1,000
Bad Checks	0	0.0
Curfew/Vagrancy	0	0.0
Disorderly Conduct	0	0.0
DUI	0	0.0
Drunkenness	0	0.0
Family-Non Violent	0	0.0
Liquor Law Violations	0	0.0
Peeping Tom	0	0.0
Trespass	0	0.0
All Other Offenses	0	0.0

2019 Fall Term Campus Population	
Undergraduate Enrollment	0
Graduate Enrollment	81
Staff Personnel	8
Faculty Personnel	12
Security Personnel	0
Total Campus Population	101



Hiwassee College - 2019

GROUP A OFFENSES	Offense	Rate per 1,000	Cleared	% Cleared
Homicide Offenses (Total)	0	0.0	0	0.0
Murder	0	0.0	0	0.0
Negligent Manslaughter	0	0.0	0	0.0
Negligent Vehicular Manslaughter	0	0.0	0	0.0
Kidnapping/Abduction	0	0.0	0	0.0
Sex Offenses (Forcible) (Total)	0	0.0	0	0.0
Forcible Rape	0	0.0	0	0.0
Forcible Sodomy	0	0.0	0	0.0
Sexual Assault W/Object	0	0.0	0	0.0
Forcible Fondling	0	0.0	0	0.0
Robbery	0	0.0	0	0.0
Assault Offenses (Total)	0	0.0	0	0.0
Aggravated Assault	0	0.0	0	0.0
Simple Assault	0	0.0	0	0.0
Intimidation	0	0.0	0	0.0
Stalking	0	0.0	0	0.0
Arson	0	0.0	0	0.0
Extortion/Blackmail	0	0.0	0	0.0
Burglary	0	0.0	0	0.0
Larceny/Theft Offenses (Total)	0	0.0	0	0.0
Theft - Pocket-picking	0	0.0	0	0.0
Theft - Purse Snatching	0	0.0	0	0.0
Theft - Shoplifting	0	0.0	0	0.0
Theft From Building	0	0.0	0	0.0
Theft From Coin Machine	0	0.0	0	0.0
Theft From Motor Vehicle	0	0.0	0	0.0
Theft of Motor Vehicle Parts	0	0.0	0	0.0
Theft - All Other Larceny	0	0.0	0	0.0
Motor Vehicle Theft	0	0.0	0	0.0
Counterfeiting/Forgery	0	0.0	0	0.0
Fraud Offenses (Total)	0	0.0	0	0.0
Fraud - Computer Hacking/Invasion	0	0.0	0	0.0
Fraud - Credit Card/ATM	0	0.0	0	0.0
Fraud - False Pretenses	0	0.0	0	0.0
Fraud - Identity Theft	0	0.0	0	0.0
Fraud - Impersonation	0	0.0	0	0.0
Fraud - Welfare	0	0.0	0	0.0
Fraud - Wire	0	0.0	0	0.0
Embezzlement	0	0.0	0	0.0
Stolen Property Offenses	0	0.0	0	0.0
Destruction/Damage/Vandalism	0	0.0	0	0.0
Drug/Narcotic Violations (Total)	0	0.0	0	0.0
Drug/Narcotic Violations	0	0.0	0	0.0
Drug/Narcotic Equipment Violations	0	0.0	0	0.0

GROUP A OFFENSES	Offense	Rate per 1,000	Cleared	% Cleared
Sex Offenses (Non forcible) (Total)	0	0.0	0	0.0
Incest	0	0.0	0	0.0
Statutory Rape	0	0.0	0	0.0
Pornography/Obscene Material	0	0.0	0	0.0
Gambling Offenses (Total)	0	0.0	0	0.0
Gambling - Betting/Wagering	0	0.0	0	0.0
Gambling - Operating/Promoting	0	0.0	0	0.0
Gambling - Equipment Violations	0	0.0	0	0.0
Gambling - Sports Tampering	0	0.0	0	0.0
Prostitution Offenses (Total)	0	0.0	0	0.0
Prostitution	0	0.0	0	0.0
Prostitution Assisting/Promoting	0	0.0	0	0.0
Purchasing Prostitution	0	0.0	0	0.0
Human Trafficking Offenses (Total)	0	0.0	0	0.0
Commercial Sex Acts	0	0.0	0	0.0
Involuntary Servitude	0	0.0	0	0.0
Bribery	0	0.0	0	0.0
Weapon Law Violations	0	0.0	0	0.0
Animal Cruelty	0	0.0	0	0.0

GROUP B OFFENSES	Offenses	Rate per 1,000
Bad Checks	0	0.0
Curfew/Vagrancy	0	0.0
Disorderly Conduct	0	0.0
DUI	0	0.0
Drunkenness	0	0.0
Family-Non Violent	0	0.0
Liquor Law Violations	0	0.0
Peeping Tom	0	0.0
Trespass	0	0.0
All Other Offenses	0	0.0

2019 Fall Term Campus Population	
Undergraduate Enrollment	
Graduate Enrollment	
Staff Personnel	
Faculty Personnel	
Security Personnel	
Total Campus Population	



International Academy of Design - 2019

GROUP A OFFENSES	Offense	Rate per 1,000	Cleared	% Cleared
Homicide Offenses (Total)	0	0.0	0	0.0
Murder	0	0.0	0	0.0
Negligent Manslaughter	0	0.0	0	0.0
Negligent Vehicular Manslaughter	0	0.0	0	0.0
Kidnapping/Abduction	0	0.0	0	0.0
Sex Offenses (Forcible) (Total)	0	0.0	0	0.0
Forcible Rape	0	0.0	0	0.0
Forcible Sodomy	0	0.0	0	0.0
Sexual Assault W/Object	0	0.0	0	0.0
Forcible Fondling	0	0.0	0	0.0
Robbery	0	0.0	0	0.0
Assault Offenses (Total)	0	0.0	0	0.0
Aggravated Assault	0	0.0	0	0.0
Simple Assault	0	0.0	0	0.0
Intimidation	0	0.0	0	0.0
Stalking	0	0.0	0	0.0
Arson	0	0.0	0	0.0
Extortion/Blackmail	0	0.0	0	0.0
Burglary	0	0.0	0	0.0
Larceny/Theft Offenses (Total)	0	0.0	0	0.0
Theft - Pocket-picking	0	0.0	0	0.0
Theft - Purse Snatching	0	0.0	0	0.0
Theft - Shoplifting	0	0.0	0	0.0
Theft From Building	0	0.0	0	0.0
Theft From Coin Machine	0	0.0	0	0.0
Theft From Motor Vehicle	0	0.0	0	0.0
Theft of Motor Vehicle Parts	0	0.0	0	0.0
Theft - All Other Larceny	0	0.0	0	0.0
Motor Vehicle Theft	0	0.0	0	0.0
Counterfeiting/Forgery	0	0.0	0	0.0
Fraud Offenses (Total)	0	0.0	0	0.0
Fraud - Computer Hacking/Invasion	0	0.0	0	0.0
Fraud - Credit Card/ATM	0	0.0	0	0.0
Fraud - False Pretenses	0	0.0	0	0.0
Fraud - Identity Theft	0	0.0	0	0.0
Fraud - Impersonation	0	0.0	0	0.0
Fraud - Welfare	0	0.0	0	0.0
Fraud - Wire	0	0.0	0	0.0
Embezzlement	0	0.0	0	0.0
Stolen Property Offenses	0	0.0	0	0.0
Destruction/Damage/Vandalism	0	0.0	0	0.0
Drug/Narcotic Violations (Total)	0	0.0	0	0.0
Drug/Narcotic Violations	0	0.0	0	0.0
Drug/Narcotic Equipment Violations	0	0.0	0	0.0

GROUP A OFFENSES	Offense	Rate per 1,000	Cleared	% Cleared
Sex Offenses (Non forcible) (Total)	0	0.0	0	0.0
Incest	0	0.0	0	0.0
Statutory Rape	0	0.0	0	0.0
Pornography/Obscene Material	0	0.0	0	0.0
Gambling Offenses (Total)	0	0.0	0	0.0
Gambling - Betting/Wagering	0	0.0	0	0.0
Gambling - Operating/Promoting	0	0.0	0	0.0
Gambling - Equipment Violations	0	0.0	0	0.0
Gambling - Sports Tampering	0	0.0	0	0.0
Prostitution Offenses (Total)	0	0.0	0	0.0
Prostitution	0	0.0	0	0.0
Prostitution Assisting/Promoting	0	0.0	0	0.0
Purchasing Prostitution	0	0.0	0	0.0
Human Trafficking Offenses (Total)	0	0.0	0	0.0
Commercial Sex Acts	0	0.0	0	0.0
Involuntary Servitude	0	0.0	0	0.0
Bribery	0	0.0	0	0.0
Weapon Law Violations	0	0.0	0	0.0
Animal Cruelty	0	0.0	0	0.0

GROUP B OFFENSES	Offenses	Rate per 1,000
Bad Checks	0	0.0
Curfew/Vagrancy	0	0.0
Disorderly Conduct	0	0.0
DUI	0	0.0
Drunkenness	0	0.0
Family-Non Violent	0	0.0
Liquor Law Violations	0	0.0
Peeping Tom	0	0.0
Trespass	0	0.0
All Other Offenses	0	0.0

2019 Fall Term Campus Population	
Undergraduate Enrollment	
Graduate Enrollment	
Staff Personnel	
Faculty Personnel	
Security Personnel	
Total Campus Population	



Jackson State Community College - 2019

GROUP A OFFENSES	Offense	Rate per 1,000	Cleared	% Cleared
Homicide Offenses (Total)	0	0.0	0	0.0
Murder	0	0.0	0	0.0
Negligent Manslaughter	0	0.0	0	0.0
Negligent Vehicular Manslaughter	0	0.0	0	0.0
Kidnapping/Abduction	0	0.0	0	0.0
Sex Offenses (Forcible) (Total)	1	0.2	0	0.0
Forcible Rape	1	0.2	0	0.0
Forcible Sodomy	0	0.0	0	0.0
Sexual Assault W/Object	0	0.0	0	0.0
Forcible Fondling	0	0.0	0	0.0
Robbery	0	0.0	0	0.0
Assault Offenses (Total)	0	0.0	0	0.0
Aggravated Assault	0	0.0	0	0.0
Simple Assault	0	0.0	0	0.0
Intimidation	0	0.0	0	0.0
Stalking	0	0.0	0	0.0
Arson	0	0.0	0	0.0
Extortion/Blackmail	0	0.0	0	0.0
Burglary	0	0.0	0	0.0
Larceny/Theft Offenses (Total)	4	0.7	0	0.0
Theft - Pocket-picking	0	0.0	0	0.0
Theft - Purse Snatching	0	0.0	0	0.0
Theft - Shoplifting	0	0.0	0	0.0
Theft From Building	3	0.5	0	0.0
Theft From Coin Machine	0	0.0	0	0.0
Theft From Motor Vehicle	0	0.0	0	0.0
Theft of Motor Vehicle Parts	0	0.0	0	0.0
Theft - All Other Larceny	1	0.2	0	0.0
Motor Vehicle Theft	0	0.0	0	0.0
Counterfeiting/Forgery	0	0.0	0	0.0
Fraud Offenses (Total)	0	0.0	0	0.0
Fraud - Computer Hacking/Invasion	0	0.0	0	0.0
Fraud - Credit Card/ATM	0	0.0	0	0.0
Fraud - False Pretenses	0	0.0	0	0.0
Fraud - Identity Theft	0	0.0	0	0.0
Fraud - Impersonation	0	0.0	0	0.0
Fraud - Welfare	0	0.0	0	0.0
Fraud - Wire	0	0.0	0	0.0
Embezzlement	0	0.0	0	0.0
Stolen Property Offenses	0	0.0	0	0.0
Destruction/Damage/Vandalism	0	0.0	0	0.0
Drug/Narcotic Violations (Total)	0	0.0	0	0.0
Drug/Narcotic Violations	0	0.0	0	0.0
Drug/Narcotic Equipment Violations	0	0.0	0	0.0

GROUP A OFFENSES	Offense	Rate per 1,000	Cleared	% Cleared
Sex Offenses (Non forcible) (Total)	0	0.0	0	0.0
Incest	0	0.0	0	0.0
Statutory Rape	0	0.0	0	0.0
Pornography/Obscene Material	0	0.0	0	0.0
Gambling Offenses (Total)	0	0.0	0	0.0
Gambling - Betting/Wagering	0	0.0	0	0.0
Gambling - Operating/Promoting	0	0.0	0	0.0
Gambling - Equipment Violations	0	0.0	0	0.0
Gambling - Sports Tampering	0	0.0	0	0.0
Prostitution Offenses (Total)	0	0.0	0	0.0
Prostitution	0	0.0	0	0.0
Prostitution Assisting/Promoting	0	0.0	0	0.0
Purchasing Prostitution	0	0.0	0	0.0
Human Trafficking Offenses (Total)	0	0.0	0	0.0
Commercial Sex Acts	0	0.0	0	0.0
Involuntary Servitude	0	0.0	0	0.0
Bribery	0	0.0	0	0.0
Weapon Law Violations	0	0.0	0	0.0
Animal Cruelty	0	0.0	0	0.0

GROUP B OFFENSES	Offenses	Rate per 1,000
Bad Checks	0	0.0
Curfew/Vagrancy	0	0.0
Disorderly Conduct	0	0.0
DUI	0	0.0
Drunkenness	0	0.0
Family-Non Violent	0	0.0
Liquor Law Violations	1	0.2
Peeping Tom	0	0.0
Trespass	0	0.0
All Other Offenses	0	0.0

2019 Fall Term Campus Population	
Undergraduate Enrollment	5,756
Graduate Enrollment	0
Staff Personnel	150
Faculty Personnel	211
Security Personnel	5
Total Campus Population	6,122



John A. Gupton College - 2019

GROUP A OFFENSES	Offense	Rate per 1,000	Cleared	% Cleared
Homicide Offenses (Total)	0	0.0	0	0.0
Murder	0	0.0	0	0.0
Negligent Manslaughter	0	0.0	0	0.0
Negligent Vehicular Manslaughter	0	0.0	0	0.0
Kidnapping/Abduction	0	0.0	0	0.0
Sex Offenses (Forcible) (Total)	0	0.0	0	0.0
Forcible Rape	0	0.0	0	0.0
Forcible Sodomy	0	0.0	0	0.0
Sexual Assault W/Object	0	0.0	0	0.0
Forcible Fondling	0	0.0	0	0.0
Robbery	0	0.0	0	0.0
Assault Offenses (Total)	0	0.0	0	0.0
Aggravated Assault	0	0.0	0	0.0
Simple Assault	0	0.0	0	0.0
Intimidation	0	0.0	0	0.0
Stalking	0	0.0	0	0.0
Arson	0	0.0	0	0.0
Extortion/Blackmail	0	0.0	0	0.0
Burglary	0	0.0	0	0.0
Larceny/Theft Offenses (Total)	0	0.0	0	0.0
Theft - Pocket-picking	0	0.0	0	0.0
Theft - Purse Snatching	0	0.0	0	0.0
Theft - Shoplifting	0	0.0	0	0.0
Theft From Building	0	0.0	0	0.0
Theft From Coin Machine	0	0.0	0	0.0
Theft From Motor Vehicle	0	0.0	0	0.0
Theft of Motor Vehicle Parts	0	0.0	0	0.0
Theft - All Other Larceny	0	0.0	0	0.0
Motor Vehicle Theft	0	0.0	0	0.0
Counterfeiting/Forgery	0	0.0	0	0.0
Fraud Offenses (Total)	0	0.0	0	0.0
Fraud - Computer Hacking/Invasion	0	0.0	0	0.0
Fraud - Credit Card/ATM	0	0.0	0	0.0
Fraud - False Pretenses	0	0.0	0	0.0
Fraud - Identity Theft	0	0.0	0	0.0
Fraud - Impersonation	0	0.0	0	0.0
Fraud - Welfare	0	0.0	0	0.0
Fraud - Wire	0	0.0	0	0.0
Embezzlement	0	0.0	0	0.0
Stolen Property Offenses	0	0.0	0	0.0
Destruction/Damage/Vandalism	0	0.0	0	0.0
Drug/Narcotic Violations (Total)	0	0.0	0	0.0
Drug/Narcotic Violations	0	0.0	0	0.0
Drug/Narcotic Equipment Violations	0	0.0	0	0.0

GROUP A OFFENSES	Offense	Rate per 1,000	Cleared	% Cleared
Sex Offenses (Non forcible) (Total)	0	0.0	0	0.0
Incest	0	0.0	0	0.0
Statutory Rape	0	0.0	0	0.0
Pornography/Obscene Material	0	0.0	0	0.0
Gambling Offenses (Total)	0	0.0	0	0.0
Gambling - Betting/Wagering	0	0.0	0	0.0
Gambling - Operating/Promoting	0	0.0	0	0.0
Gambling - Equipment Violations	0	0.0	0	0.0
Gambling - Sports Tampering	0	0.0	0	0.0
Prostitution Offenses (Total)	0	0.0	0	0.0
Prostitution	0	0.0	0	0.0
Prostitution Assisting/Promoting	0	0.0	0	0.0
Purchasing Prostitution	0	0.0	0	0.0
Human Trafficking Offenses (Total)	0	0.0	0	0.0
Commercial Sex Acts	0	0.0	0	0.0
Involuntary Servitude	0	0.0	0	0.0
Bribery	0	0.0	0	0.0
Weapon Law Violations	0	0.0	0	0.0
Animal Cruelty	0	0.0	0	0.0

GROUP B OFFENSES	Offenses	Rate per 1,000
Bad Checks	0	0.0
Curfew/Vagrancy	0	0.0
Disorderly Conduct	0	0.0
DUI	0	0.0
Drunkenness	0	0.0
Family-Non Violent	0	0.0
Liquor Law Violations	0	0.0
Peeping Tom	0	0.0
Trespass	0	0.0
All Other Offenses	0	0.0

2019 Fall Term Campus Population	
Undergraduate Enrollment	43
Graduate Enrollment	0
Staff Personnel	3
Faculty Personnel	9
Security Personnel	1
Total Campus Population	56



Johnson University - 2019

GROUP A OFFENSES	Offense	Rate per 1,000	Cleared	% Cleared
Homicide Offenses (Total)	0	0.0	0	0.0
Murder	0	0.0	0	0.0
Negligent Manslaughter	0	0.0	0	0.0
Negligent Vehicular Manslaughter	0	0.0	0	0.0
Kidnapping/Abduction	0	0.0	0	0.0
Sex Offenses (Forcible) (Total)	0	0.0	0	0.0
Forcible Rape	0	0.0	0	0.0
Forcible Sodomy	0	0.0	0	0.0
Sexual Assault W/Object	0	0.0	0	0.0
Forcible Fondling	0	0.0	0	0.0
Robbery	0	0.0	0	0.0
Assault Offenses (Total)	0	0.0	0	0.0
Aggravated Assault	0	0.0	0	0.0
Simple Assault	0	0.0	0	0.0
Intimidation	0	0.0	0	0.0
Stalking	0	0.0	0	0.0
Arson	0	0.0	0	0.0
Extortion/Blackmail	0	0.0	0	0.0
Burglary	2	2.3	1	50.0
Larceny/Theft Offenses (Total)	1	1.1	0	0.0
Theft - Pocket-picking	0	0.0	0	0.0
Theft - Purse Snatching	0	0.0	0	0.0
Theft - Shoplifting	0	0.0	0	0.0
Theft From Building	1	1.1	0	0.0
Theft From Coin Machine	0	0.0	0	0.0
Theft From Motor Vehicle	0	0.0	0	0.0
Theft of Motor Vehicle Parts	0	0.0	0	0.0
Theft - All Other Larceny	0	0.0	0	0.0
Motor Vehicle Theft	0	0.0	0	0.0
Counterfeiting/Forgery	0	0.0	0	0.0
Fraud Offenses (Total)	0	0.0	0	0.0
Fraud - Computer Hacking/Invasion	0	0.0	0	0.0
Fraud - Credit Card/ATM	0	0.0	0	0.0
Fraud - False Pretenses	0	0.0	0	0.0
Fraud - Identity Theft	0	0.0	0	0.0
Fraud - Impersonation	0	0.0	0	0.0
Fraud - Welfare	0	0.0	0	0.0
Fraud - Wire	0	0.0	0	0.0
Embezzlement	0	0.0	0	0.0
Stolen Property Offenses	0	0.0	0	0.0
Destruction/Damage/Vandalism	0	0.0	0	0.0
Drug/Narcotic Violations (Total)	0	0.0	0	0.0
Drug/Narcotic Violations	0	0.0	0	0.0
Drug/Narcotic Equipment Violations	0	0.0	0	0.0

GROUP A OFFENSES	Offense	Rate per 1,000	Cleared	% Cleared
Sex Offenses (Non forcible) (Total)	0	0.0	0	0.0
Incest	0	0.0	0	0.0
Statutory Rape	0	0.0	0	0.0
Pornography/Obscene Material	0	0.0	0	0.0
Gambling Offenses (Total)	0	0.0	0	0.0
Gambling - Betting/Wagering	0	0.0	0	0.0
Gambling - Operating/Promoting	0	0.0	0	0.0
Gambling - Equipment Violations	0	0.0	0	0.0
Gambling - Sports Tampering	0	0.0	0	0.0
Prostitution Offenses (Total)	0	0.0	0	0.0
Prostitution	0	0.0	0	0.0
Prostitution Assisting/Promoting	0	0.0	0	0.0
Purchasing Prostitution	0	0.0	0	0.0
Human Trafficking Offenses (Total)	0	0.0	0	0.0
Commercial Sex Acts	0	0.0	0	0.0
Involuntary Servitude	0	0.0	0	0.0
Bribery	0	0.0	0	0.0
Weapon Law Violations	0	0.0	0	0.0
Animal Cruelty	0	0.0	0	0.0

GROUP B OFFENSES	Offenses	Rate per 1,000
Bad Checks	0	0.0
Curfew/Vagrancy	0	0.0
Disorderly Conduct	0	0.0
DUI	0	0.0
Drunkenness	0	0.0
Family-Non Violent	0	0.0
Liquor Law Violations	1	1.1
Peeping Tom	0	0.0
Trespass	0	0.0
All Other Offenses	0	0.0

2019 Fall Term Campus Population	
Undergraduate Enrollment	578
Graduate Enrollment	66
Staff Personnel	125
Faculty Personnel	106
Security Personnel	5
Total Campus Population	880



King University - 2019

GROUP A OFFENSES	Offense	Rate per 1,000	Cleared	% Cleared
Homicide Offenses (Total)	0	0.0	0	0.0
Murder	0	0.0	0	0.0
Negligent Manslaughter	0	0.0	0	0.0
Negligent Vehicular Manslaughter	0	0.0	0	0.0
Kidnapping/Abduction	0	0.0	0	0.0
Sex Offenses (Forcible) (Total)	1	0.4	0	0.0
Forcible Rape	1	0.4	0	0.0
Forcible Sodomy	0	0.0	0	0.0
Sexual Assault W/Object	0	0.0	0	0.0
Forcible Fondling	0	0.0	0	0.0
Robbery	0	0.0	0	0.0
Assault Offenses (Total)	1	0.4	0	0.0
Aggravated Assault	1	0.4	0	0.0
Simple Assault	0	0.0	0	0.0
Intimidation	0	0.0	0	0.0
Stalking	0	0.0	0	0.0
Arson	0	0.0	0	0.0
Extortion/Blackmail	0	0.0	0	0.0
Burglary	2	0.9	0	0.0
Larceny/Theft Offenses (Total)	12	5.2	0	0.0
Theft - Pocket-picking	0	0.0	0	0.0
Theft - Purse Snatching	0	0.0	0	0.0
Theft - Shoplifting	0	0.0	0	0.0
Theft From Building	6	2.6	0	0.0
Theft From Coin Machine	0	0.0	0	0.0
Theft From Motor Vehicle	6	2.6	0	0.0
Theft of Motor Vehicle Parts	0	0.0	0	0.0
Theft - All Other Larceny	0	0.0	0	0.0
Motor Vehicle Theft	0	0.0	0	0.0
Counterfeiting/Forgery	0	0.0	0	0.0
Fraud Offenses (Total)	0	0.0	0	0.0
Fraud - Computer Hacking/Invasion	0	0.0	0	0.0
Fraud - Credit Card/ATM	0	0.0	0	0.0
Fraud - False Pretenses	0	0.0	0	0.0
Fraud - Identity Theft	0	0.0	0	0.0
Fraud - Impersonation	0	0.0	0	0.0
Fraud - Welfare	0	0.0	0	0.0
Fraud - Wire	0	0.0	0	0.0
Embezzlement	0	0.0	0	0.0
Stolen Property Offenses	0	0.0	0	0.0
Destruction/Damage/Vandalism	11	4.8	1	9.1
Drug/Narcotic Violations (Total)	1	0.4	0	0.0
Drug/Narcotic Violations	0	0.0	0	0.0
Drug/Narcotic Equipment Violations	1	0.4	0	0.0

GROUP A OFFENSES	Offense	Rate per 1,000	Cleared	% Cleared
Sex Offenses (Non forcible) (Total)	0	0.0	0	0.0
Incest	0	0.0	0	0.0
Statutory Rape	0	0.0	0	0.0
Pornography/Obscene Material	0	0.0	0	0.0
Gambling Offenses (Total)	0	0.0	0	0.0
Gambling - Betting/Wagering	0	0.0	0	0.0
Gambling - Operating/Promoting	0	0.0	0	0.0
Gambling - Equipment Violations	0	0.0	0	0.0
Gambling - Sports Tampering	0	0.0	0	0.0
Prostitution Offenses (Total)	0	0.0	0	0.0
Prostitution	0	0.0	0	0.0
Prostitution Assisting/Promoting	0	0.0	0	0.0
Purchasing Prostitution	0	0.0	0	0.0
Human Trafficking Offenses (Total)	0	0.0	0	0.0
Commercial Sex Acts	0	0.0	0	0.0
Involuntary Servitude	0	0.0	0	0.0
Bribery	0	0.0	0	0.0
Weapon Law Violations	0	0.0	0	0.0
Animal Cruelty	0	0.0	0	0.0

GROUP B OFFENSES	Offenses	Rate per 1,000
Bad Checks	0	0.0
Curfew/Vagrancy	0	0.0
Disorderly Conduct	0	0.0
DUI	0	0.0
Drunkenness	1	0.4
Family-Non Violent	0	0.0
Liquor Law Violations	0	0.0
Peeping Tom	0	0.0
Trespass	0	0.0
All Other Offenses	1	0.4

2019 Fall Term Campus Population	
Undergraduate Enrollment	1,573
Graduate Enrollment	338
Staff Personnel	171
Faculty Personnel	219
Security Personnel	10
Total Campus Population	2,311



Knoxville College - 2019

GROUP A OFFENSES	Offense	Rate per 1,000	Cleared	% Cleared
Homicide Offenses (Total)	0	0.0	0	0.0
Murder	0	0.0	0	0.0
Negligent Manslaughter	0	0.0	0	0.0
Negligent Vehicular Manslaughter	0	0.0	0	0.0
Kidnapping/Abduction	0	0.0	0	0.0
Sex Offenses (Forcible) (Total)	0	0.0	0	0.0
Forcible Rape	0	0.0	0	0.0
Forcible Sodomy	0	0.0	0	0.0
Sexual Assault W/Object	0	0.0	0	0.0
Forcible Fondling	0	0.0	0	0.0
Robbery	0	0.0	0	0.0
Assault Offenses (Total)	0	0.0	0	0.0
Aggravated Assault	0	0.0	0	0.0
Simple Assault	0	0.0	0	0.0
Intimidation	0	0.0	0	0.0
Stalking	0	0.0	0	0.0
Arson	0	0.0	0	0.0
Extortion/Blackmail	0	0.0	0	0.0
Burglary	0	0.0	0	0.0
Larceny/Theft Offenses (Total)	0	0.0	0	0.0
Theft - Pocket-picking	0	0.0	0	0.0
Theft - Purse Snatching	0	0.0	0	0.0
Theft - Shoplifting	0	0.0	0	0.0
Theft From Building	0	0.0	0	0.0
Theft From Coin Machine	0	0.0	0	0.0
Theft From Motor Vehicle	0	0.0	0	0.0
Theft of Motor Vehicle Parts	0	0.0	0	0.0
Theft - All Other Larceny	0	0.0	0	0.0
Motor Vehicle Theft	0	0.0	0	0.0
Counterfeiting/Forgery	0	0.0	0	0.0
Fraud Offenses (Total)	0	0.0	0	0.0
Fraud - Computer Hacking/Invasion	0	0.0	0	0.0
Fraud - Credit Card/ATM	0	0.0	0	0.0
Fraud - False Pretenses	0	0.0	0	0.0
Fraud - Identity Theft	0	0.0	0	0.0
Fraud - Impersonation	0	0.0	0	0.0
Fraud - Welfare	0	0.0	0	0.0
Fraud - Wire	0	0.0	0	0.0
Embezzlement	0	0.0	0	0.0
Stolen Property Offenses	0	0.0	0	0.0
Destruction/Damage/Vandalism	0	0.0	0	0.0
Drug/Narcotic Violations (Total)	0	0.0	0	0.0
Drug/Narcotic Violations	0	0.0	0	0.0
Drug/Narcotic Equipment Violations	0	0.0	0	0.0

GROUP A OFFENSES	Offense	Rate per 1,000	Cleared	% Cleared
Sex Offenses (Non forcible) (Total)	0	0.0	0	0.0
Incest	0	0.0	0	0.0
Statutory Rape	0	0.0	0	0.0
Pornography/Obscene Material	0	0.0	0	0.0
Gambling Offenses (Total)	0	0.0	0	0.0
Gambling - Betting/Wagering	0	0.0	0	0.0
Gambling - Operating/Promoting	0	0.0	0	0.0
Gambling - Equipment Violations	0	0.0	0	0.0
Gambling - Sports Tampering	0	0.0	0	0.0
Prostitution Offenses (Total)	0	0.0	0	0.0
Prostitution	0	0.0	0	0.0
Prostitution Assisting/Promoting	0	0.0	0	0.0
Purchasing Prostitution	0	0.0	0	0.0
Human Trafficking Offenses (Total)	0	0.0	0	0.0
Commercial Sex Acts	0	0.0	0	0.0
Involuntary Servitude	0	0.0	0	0.0
Bribery	0	0.0	0	0.0
Weapon Law Violations	0	0.0	0	0.0
Animal Cruelty	0	0.0	0	0.0

GROUP B OFFENSES	Offenses	Rate per 1,000
Bad Checks	0	0.0
Curfew/Vagrancy	0	0.0
Disorderly Conduct	0	0.0
DUI	0	0.0
Drunkenness	0	0.0
Family-Non Violent	0	0.0
Liquor Law Violations	0	0.0
Peeping Tom	0	0.0
Trespass	0	0.0
All Other Offenses	0	0.0

2019 Fall Term Campus Population	
Undergraduate Enrollment	
Graduate Enrollment	
Staff Personnel	
Faculty Personnel	
Security Personnel	
Total Campus Population	



Lane College - 2019

GROUP A OFFENSES	Offense	Rate per 1,000	Cleared	% Cleared
Homicide Offenses (Total)	0	0.0	0	0.0
Murder	0	0.0	0	0.0
Negligent Manslaughter	0	0.0	0	0.0
Negligent Vehicular Manslaughter	0	0.0	0	0.0
Kidnapping/Abduction	0	0.0	0	0.0
Sex Offenses (Forcible) (Total)	3	2.1	2	66.7
Forcible Rape	1	0.7	1	100.0
Forcible Sodomy	0	0.0	0	0.0
Sexual Assault W/Object	0	0.0	0	0.0
Forcible Fondling	2	1.4	1	50.0
Robbery	0	0.0	0	0.0
Assault Offenses (Total)	71	48.7	52	73.2
Aggravated Assault	5	3.4	4	80.0
Simple Assault	41	28.1	30	73.2
Intimidation	25	17.1	18	72.0
Stalking	0	0.0	0	0.0
Arson	1	0.7	0	0.0
Extortion/Blackmail	0	0.0	0	0.0
Burglary	15	10.3	3	20.0
Larceny/Theft Offenses (Total)	38	26.0	8	21.1
Theft - Pocket-picking	0	0.0	0	0.0
Theft - Purse Snatching	0	0.0	0	0.0
Theft - Shoplifting	1	0.7	1	100.0
Theft From Building	24	16.4	5	20.8
Theft From Coin Machine	1	0.7	0	0.0
Theft From Motor Vehicle	4	2.7	0	0.0
Theft of Motor Vehicle Parts	0	0.0	0	0.0
Theft - All Other Larceny	8	5.5	2	25.0
Motor Vehicle Theft	0	0.0	0	0.0
Counterfeiting/Forgery	0	0.0	0	0.0
Fraud Offenses (Total)	5	3.4	1	20.0
Fraud - Computer Hacking/Invasion	0	0.0	0	0.0
Fraud - Credit Card/ATM	2	1.4	1	50.0
Fraud - False Pretenses	3	2.1	0	0.0
Fraud - Identity Theft	0	0.0	0	0.0
Fraud - Impersonation	0	0.0	0	0.0
Fraud - Welfare	0	0.0	0	0.0
Fraud - Wire	0	0.0	0	0.0
Embezzlement	0	0.0	0	0.0
Stolen Property Offenses	0	0.0	0	0.0
Destruction/Damage/Vandalism	25	17.1	5	20.0
Drug/Narcotic Violations (Total)	42	28.8	35	83.3
Drug/Narcotic Violations	30	20.6	24	80.0
Drug/Narcotic Equipment Violations	12	8.2	11	91.7

GROUP A OFFENSES	Offense	Rate per 1,000	Cleared	% Cleared
Sex Offenses (Non forcible) (Total)	0	0.0	0	0.0
Incest	0	0.0	0	0.0
Statutory Rape	0	0.0	0	0.0
Pornography/Obscene Material	0	0.0	0	0.0
Gambling Offenses (Total)	0	0.0	0	0.0
Gambling - Betting/Wagering	0	0.0	0	0.0
Gambling - Operating/Promoting	0	0.0	0	0.0
Gambling - Equipment Violations	0	0.0	0	0.0
Gambling - Sports Tampering	0	0.0	0	0.0
Prostitution Offenses (Total)	0	0.0	0	0.0
Prostitution	0	0.0	0	0.0
Prostitution Assisting/Promoting	0	0.0	0	0.0
Purchasing Prostitution	0	0.0	0	0.0
Human Trafficking Offenses (Total)	0	0.0	0	0.0
Commercial Sex Acts	0	0.0	0	0.0
Involuntary Servitude	0	0.0	0	0.0
Bribery	0	0.0	0	0.0
Weapon Law Violations	0	0.0	0	0.0
Animal Cruelty	0	0.0	0	0.0

GROUP B OFFENSES	Offenses	Rate per 1,000
Bad Checks	0	0.0
Curfew/Vagrancy	0	0.0
Disorderly Conduct	3	2.1
DUI	0	0.0
Drunkenness	0	0.0
Family-Non Violent	0	0.0
Liquor Law Violations	1	0.7
Peeping Tom	0	0.0
Trespass	0	0.0
All Other Offenses	0	0.0

2019 Fall Term Campus Population	
Undergraduate Enrollment	1,248
Graduate Enrollment	0
Staff Personnel	129
Faculty Personnel	62
Security Personnel	20
Total Campus Population	1,459



Lee University - 2019

GROUP A OFFENSES	Offense	Rate per 1,000	Cleared	% Cleared
Homicide Offenses (Total)	0	0.0	0	0.0
Murder	0	0.0	0	0.0
Negligent Manslaughter	0	0.0	0	0.0
Negligent Vehicular Manslaughter	0	0.0	0	0.0
Kidnapping/Abduction	0	0.0	0	0.0
Sex Offenses (Forcible) (Total)	1	0.2	0	0.0
Forcible Rape	0	0.0	0	0.0
Forcible Sodomy	0	0.0	0	0.0
Sexual Assault W/Object	0	0.0	0	0.0
Forcible Fondling	1	0.2	0	0.0
Robbery	1	0.2	1	100.0
Assault Offenses (Total)	9	1.9	1	11.1
Aggravated Assault	1	0.2	1	100.0
Simple Assault	4	0.8	0	0.0
Intimidation	3	0.6	0	0.0
Stalking	1	0.2	0	0.0
Arson	0	0.0	0	0.0
Extortion/Blackmail	0	0.0	0	0.0
Burglary	1	0.2	0	0.0
Larceny/Theft Offenses (Total)	21	4.5	0	0.0
Theft - Pocket-picking	0	0.0	0	0.0
Theft - Purse Snatching	0	0.0	0	0.0
Theft - Shoplifting	0	0.0	0	0.0
Theft From Building	2	0.4	0	0.0
Theft From Coin Machine	0	0.0	0	0.0
Theft From Motor Vehicle	12	2.5	0	0.0
Theft of Motor Vehicle Parts	2	0.4	0	0.0
Theft - All Other Larceny	5	1.1	0	0.0
Motor Vehicle Theft	2	0.4	0	0.0
Counterfeiting/Forgery	0	0.0	0	0.0
Fraud Offenses (Total)	1	0.2	0	0.0
Fraud - Computer Hacking/Invasion	0	0.0	0	0.0
Fraud - Credit Card/ATM	0	0.0	0	0.0
Fraud - False Pretenses	1	0.2	0	0.0
Fraud - Identity Theft	0	0.0	0	0.0
Fraud - Impersonation	0	0.0	0	0.0
Fraud - Welfare	0	0.0	0	0.0
Fraud - Wire	0	0.0	0	0.0
Embezzlement	0	0.0	0	0.0
Stolen Property Offenses	0	0.0	0	0.0
Destruction/Damage/Vandalism	10	2.1	0	0.0
Drug/Narcotic Violations (Total)	6	1.3	6	100.0
Drug/Narcotic Violations	3	0.6	3	100.0
Drug/Narcotic Equipment Violations	3	0.6	3	100.0

GROUP A OFFENSES	Offense	Rate per 1,000	Cleared	% Cleared
Sex Offenses (Non forcible) (Total)	0	0.0	0	0.0
Incest	0	0.0	0	0.0
Statutory Rape	0	0.0	0	0.0
Pornography/Obscene Material	0	0.0	0	0.0
Gambling Offenses (Total)	0	0.0	0	0.0
Gambling - Betting/Wagering	0	0.0	0	0.0
Gambling - Operating/Promoting	0	0.0	0	0.0
Gambling - Equipment Violations	0	0.0	0	0.0
Gambling - Sports Tampering	0	0.0	0	0.0
Prostitution Offenses (Total)	0	0.0	0	0.0
Prostitution	0	0.0	0	0.0
Prostitution Assisting/Promoting	0	0.0	0	0.0
Purchasing Prostitution	0	0.0	0	0.0
Human Trafficking Offenses (Total)	0	0.0	0	0.0
Commercial Sex Acts	0	0.0	0	0.0
Involuntary Servitude	0	0.0	0	0.0
Bribery	0	0.0	0	0.0
Weapon Law Violations	0	0.0	0	0.0
Animal Cruelty	0	0.0	0	0.0

GROUP B OFFENSES	Offenses	Rate per 1,000
Bad Checks	0	0.0
Curfew/Vagrancy	0	0.0
Disorderly Conduct	1	0.2
DUI	1	0.2
Drunkenness	3	0.6
Family-Non Violent	0	0.0
Liquor Law Violations	28	5.9
Peeping Tom	0	0.0
Trespass	2	0.4
All Other Offenses	1	0.2

2019 Fall Term Campus Population	
Undergraduate Enrollment	3,464
Graduate Enrollment	249
Staff Personnel	434
Faculty Personnel	551
Security Personnel	15
Total Campus Population	4,713



LeMoyne-Owen College - 2019

GROUP A OFFENSES	Offense	Rate per 1,000	Cleared	% Cleared
Homicide Offenses (Total)	0	0.0	0	0.0
Murder	0	0.0	0	0.0
Negligent Manslaughter	0	0.0	0	0.0
Negligent Vehicular Manslaughter	0	0.0	0	0.0
Kidnapping/Abduction	0	0.0	0	0.0
Sex Offenses (Forcible) (Total)	0	0.0	0	0.0
Forcible Rape	0	0.0	0	0.0
Forcible Sodomy	0	0.0	0	0.0
Sexual Assault W/Object	0	0.0	0	0.0
Forcible Fondling	0	0.0	0	0.0
Robbery	0	0.0	0	0.0
Assault Offenses (Total)	1	1.1	0	0.0
Aggravated Assault	0	0.0	0	0.0
Simple Assault	1	1.1	0	0.0
Intimidation	0	0.0	0	0.0
Stalking	0	0.0	0	0.0
Arson	0	0.0	0	0.0
Extortion/Blackmail	0	0.0	0	0.0
Burglary	0	0.0	0	0.0
Larceny/Theft Offenses (Total)	0	0.0	0	0.0
Theft - Pocket-picking	0	0.0	0	0.0
Theft - Purse Snatching	0	0.0	0	0.0
Theft - Shoplifting	0	0.0	0	0.0
Theft From Building	0	0.0	0	0.0
Theft From Coin Machine	0	0.0	0	0.0
Theft From Motor Vehicle	0	0.0	0	0.0
Theft of Motor Vehicle Parts	0	0.0	0	0.0
Theft - All Other Larceny	0	0.0	0	0.0
Motor Vehicle Theft	0	0.0	0	0.0
Counterfeiting/Forgery	0	0.0	0	0.0
Fraud Offenses (Total)	0	0.0	0	0.0
Fraud - Computer Hacking/Invasion	0	0.0	0	0.0
Fraud - Credit Card/ATM	0	0.0	0	0.0
Fraud - False Pretenses	0	0.0	0	0.0
Fraud - Identity Theft	0	0.0	0	0.0
Fraud - Impersonation	0	0.0	0	0.0
Fraud - Welfare	0	0.0	0	0.0
Fraud - Wire	0	0.0	0	0.0
Embezzlement	0	0.0	0	0.0
Stolen Property Offenses	0	0.0	0	0.0
Destruction/Damage/Vandalism	0	0.0	0	0.0
Drug/Narcotic Violations (Total)	0	0.0	0	0.0
Drug/Narcotic Violations	0	0.0	0	0.0
Drug/Narcotic Equipment Violations	0	0.0	0	0.0

GROUP A OFFENSES	Offense	Rate per 1,000	Cleared	% Cleared
Sex Offenses (Non forcible) (Total)	0	0.0	0	0.0
Incest	0	0.0	0	0.0
Statutory Rape	0	0.0	0	0.0
Pornography/Obscene Material	0	0.0	0	0.0
Gambling Offenses (Total)	0	0.0	0	0.0
Gambling - Betting/Wagering	0	0.0	0	0.0
Gambling - Operating/Promoting	0	0.0	0	0.0
Gambling - Equipment Violations	0	0.0	0	0.0
Gambling - Sports Tampering	0	0.0	0	0.0
Prostitution Offenses (Total)	0	0.0	0	0.0
Prostitution	0	0.0	0	0.0
Prostitution Assisting/Promoting	0	0.0	0	0.0
Purchasing Prostitution	0	0.0	0	0.0
Human Trafficking Offenses (Total)	0	0.0	0	0.0
Commercial Sex Acts	0	0.0	0	0.0
Involuntary Servitude	0	0.0	0	0.0
Bribery	0	0.0	0	0.0
Weapon Law Violations	0	0.0	0	0.0
Animal Cruelty	0	0.0	0	0.0

GROUP B OFFENSES	Offenses	Rate per 1,000
Bad Checks	0	0.0
Curfew/Vagrancy	0	0.0
Disorderly Conduct	0	0.0
DUI	0	0.0
Drunkenness	0	0.0
Family-Non Violent	0	0.0
Liquor Law Violations	0	0.0
Peeping Tom	0	0.0
Trespass	0	0.0
All Other Offenses	0	0.0

2019 Fall Term Campus Population	
Undergraduate Enrollment	801
Graduate Enrollment	0
Staff Personnel	93
Faculty Personnel	42
Security Personnel	12
Total Campus Population	948



Lincoln Memorial University - 2019

GROUP A OFFENSES	Offense	Rate per 1,000	Cleared	% Cleared
Homicide Offenses (Total)	0	0.0	0	0.0
Murder	0	0.0	0	0.0
Negligent Manslaughter	0	0.0	0	0.0
Negligent Vehicular Manslaughter	0	0.0	0	0.0
Kidnapping/Abduction	0	0.0	0	0.0
Sex Offenses (Forcible) (Total)	0	0.0	0	0.0
Forcible Rape	0	0.0	0	0.0
Forcible Sodomy	0	0.0	0	0.0
Sexual Assault W/Object	0	0.0	0	0.0
Forcible Fondling	0	0.0	0	0.0
Robbery	0	0.0	0	0.0
Assault Offenses (Total)	7	1.2	1	14.3
Aggravated Assault	1	0.2	0	0.0
Simple Assault	1	0.2	0	0.0
Intimidation	5	0.9	1	20.0
Stalking	0	0.0	0	0.0
Arson	0	0.0	0	0.0
Extortion/Blackmail	0	0.0	0	0.0
Burglary	1	0.2	0	0.0
Larceny/Theft Offenses (Total)	6	1.0	0	0.0
Theft - Pocket-picking	0	0.0	0	0.0
Theft - Purse Snatching	0	0.0	0	0.0
Theft - Shoplifting	0	0.0	0	0.0
Theft From Building	2	0.3	0	0.0
Theft From Coin Machine	0	0.0	0	0.0
Theft From Motor Vehicle	0	0.0	0	0.0
Theft of Motor Vehicle Parts	2	0.3	0	0.0
Theft - All Other Larceny	2	0.3	0	0.0
Motor Vehicle Theft	0	0.0	0	0.0
Counterfeiting/Forgery	0	0.0	0	0.0
Fraud Offenses (Total)	2	0.3	0	0.0
Fraud - Computer Hacking/Invasion	0	0.0	0	0.0
Fraud - Credit Card/ATM	0	0.0	0	0.0
Fraud - False Pretenses	1	0.2	0	0.0
Fraud - Identity Theft	0	0.0	0	0.0
Fraud - Impersonation	0	0.0	0	0.0
Fraud - Welfare	0	0.0	0	0.0
Fraud - Wire	1	0.2	0	0.0
Embezzlement	0	0.0	0	0.0
Stolen Property Offenses	0	0.0	0	0.0
Destruction/Damage/Vandalism	0	0.0	0	0.0
Drug/Narcotic Violations (Total)	2	0.3	1	50.0
Drug/Narcotic Violations	1	0.2	1	100.0
Drug/Narcotic Equipment Violations	1	0.2	0	0.0

GROUP A OFFENSES	Offense	Rate per 1,000	Cleared	% Cleared
Sex Offenses (Non forcible) (Total)	0	0.0	0	0.0
Incest	0	0.0	0	0.0
Statutory Rape	0	0.0	0	0.0
Pornography/Obscene Material	0	0.0	0	0.0
Gambling Offenses (Total)	0	0.0	0	0.0
Gambling - Betting/Wagering	0	0.0	0	0.0
Gambling - Operating/Promoting	0	0.0	0	0.0
Gambling - Equipment Violations	0	0.0	0	0.0
Gambling - Sports Tampering	0	0.0	0	0.0
Prostitution Offenses (Total)	0	0.0	0	0.0
Prostitution	0	0.0	0	0.0
Prostitution Assisting/Promoting	0	0.0	0	0.0
Purchasing Prostitution	0	0.0	0	0.0
Human Trafficking Offenses (Total)	0	0.0	0	0.0
Commercial Sex Acts	0	0.0	0	0.0
Involuntary Servitude	0	0.0	0	0.0
Bribery	0	0.0	0	0.0
Weapon Law Violations	0	0.0	0	0.0
Animal Cruelty	0	0.0	0	0.0

GROUP B OFFENSES	Offenses	Rate per 1,000
Bad Checks	0	0.0
Curfew/Vagrancy	0	0.0
Disorderly Conduct	0	0.0
DUI	0	0.0
Drunkenness	1	0.2
Family-Non Violent	0	0.0
Liquor Law Violations	17	3.0
Peeping Tom	0	0.0
Trespass	2	0.3
All Other Offenses	0	0.0

2019 Fall Term Campus Population	
Undergraduate Enrollment	1,975
Graduate Enrollment	2,892
Staff Personnel	497
Faculty Personnel	345
Security Personnel	23
Total Campus Population	5,732



Lipscomb University - 2019

GROUP A OFFENSES	Offense	Rate per 1,000	Cleared	% Cleared
Homicide Offenses (Total)	0	0.0	0	0.0
Murder	0	0.0	0	0.0
Negligent Manslaughter	0	0.0	0	0.0
Negligent Vehicular Manslaughter	0	0.0	0	0.0
Kidnapping/Abduction	0	0.0	0	0.0
Sex Offenses (Forcible) (Total)	0	0.0	0	0.0
Forcible Rape	0	0.0	0	0.0
Forcible Sodomy	0	0.0	0	0.0
Sexual Assault W/Object	0	0.0	0	0.0
Forcible Fondling	0	0.0	0	0.0
Robbery	0	0.0	0	0.0
Assault Offenses (Total)	0	0.0	0	0.0
Aggravated Assault	0	0.0	0	0.0
Simple Assault	0	0.0	0	0.0
Intimidation	0	0.0	0	0.0
Stalking	0	0.0	0	0.0
Arson	0	0.0	0	0.0
Extortion/Blackmail	0	0.0	0	0.0
Burglary	0	0.0	0	0.0
Larceny/Theft Offenses (Total)	0	0.0	0	0.0
Theft - Pocket-picking	0	0.0	0	0.0
Theft - Purse Snatching	0	0.0	0	0.0
Theft - Shoplifting	0	0.0	0	0.0
Theft From Building	0	0.0	0	0.0
Theft From Coin Machine	0	0.0	0	0.0
Theft From Motor Vehicle	0	0.0	0	0.0
Theft of Motor Vehicle Parts	0	0.0	0	0.0
Theft - All Other Larceny	0	0.0	0	0.0
Motor Vehicle Theft	0	0.0	0	0.0
Counterfeiting/Forgery	0	0.0	0	0.0
Fraud Offenses (Total)	0	0.0	0	0.0
Fraud - Computer Hacking/Invasion	0	0.0	0	0.0
Fraud - Credit Card/ATM	0	0.0	0	0.0
Fraud - False Pretenses	0	0.0	0	0.0
Fraud - Identity Theft	0	0.0	0	0.0
Fraud - Impersonation	0	0.0	0	0.0
Fraud - Welfare	0	0.0	0	0.0
Fraud - Wire	0	0.0	0	0.0
Embezzlement	0	0.0	0	0.0
Stolen Property Offenses	0	0.0	0	0.0
Destruction/Damage/Vandalism	0	0.0	0	0.0
Drug/Narcotic Violations (Total)	0	0.0	0	0.0
Drug/Narcotic Violations	0	0.0	0	0.0
Drug/Narcotic Equipment Violations	0	0.0	0	0.0

GROUP A OFFENSES	Offense	Rate per 1,000	Cleared	% Cleared
Sex Offenses (Non forcible) (Total)	0	0.0	0	0.0
Incest	0	0.0	0	0.0
Statutory Rape	0	0.0	0	0.0
Pornography/Obscene Material	0	0.0	0	0.0
Gambling Offenses (Total)	0	0.0	0	0.0
Gambling - Betting/Wagering	0	0.0	0	0.0
Gambling - Operating/Promoting	0	0.0	0	0.0
Gambling - Equipment Violations	0	0.0	0	0.0
Gambling - Sports Tampering	0	0.0	0	0.0
Prostitution Offenses (Total)	0	0.0	0	0.0
Prostitution	0	0.0	0	0.0
Prostitution Assisting/Promoting	0	0.0	0	0.0
Purchasing Prostitution	0	0.0	0	0.0
Human Trafficking Offenses (Total)	0	0.0	0	0.0
Commercial Sex Acts	0	0.0	0	0.0
Involuntary Servitude	0	0.0	0	0.0
Bribery	0	0.0	0	0.0
Weapon Law Violations	0	0.0	0	0.0
Animal Cruelty	0	0.0	0	0.0

GROUP B OFFENSES	Offenses	Rate per 1,000
Bad Checks	0	0.0
Curfew/Vagrancy	0	0.0
Disorderly Conduct	0	0.0
DUI	0	0.0
Drunkenness	0	0.0
Family-Non Violent	0	0.0
Liquor Law Violations	0	0.0
Peeping Tom	0	0.0
Trespass	0	0.0
All Other Offenses	0	0.0

2019 Fall Term Campus Population	
Undergraduate Enrollment	2,772
Graduate Enrollment	1,416
Staff Personnel	586
Faculty Personnel	571
Security Personnel	18
Total Campus Population	5,363



Martin Methodist College - 2019

GROUP A OFFENSES	Offense	Rate per 1,000	Cleared	% Cleared
Homicide Offenses (Total)	0	0.0	0	0.0
Murder	0	0.0	0	0.0
Negligent Manslaughter	0	0.0	0	0.0
Negligent Vehicular Manslaughter	0	0.0	0	0.0
Kidnapping/Abduction	0	0.0	0	0.0
Sex Offenses (Forcible) (Total)	1	1.0	1	100.0
Forcible Rape	1	1.0	1	100.0
Forcible Sodomy	0	0.0	0	0.0
Sexual Assault W/Object	0	0.0	0	0.0
Forcible Fondling	0	0.0	0	0.0
Robbery	0	0.0	0	0.0
Assault Offenses (Total)	0	0.0	0	0.0
Aggravated Assault	0	0.0	0	0.0
Simple Assault	0	0.0	0	0.0
Intimidation	0	0.0	0	0.0
Stalking	0	0.0	0	0.0
Arson	0	0.0	0	0.0
Extortion/Blackmail	0	0.0	0	0.0
Burglary	0	0.0	0	0.0
Larceny/Theft Offenses (Total)	3	3.1	2	66.7
Theft - Pocket-picking	0	0.0	0	0.0
Theft - Purse Snatching	0	0.0	0	0.0
Theft - Shoplifting	0	0.0	0	0.0
Theft From Building	2	2.1	2	100.0
Theft From Coin Machine	0	0.0	0	0.0
Theft From Motor Vehicle	0	0.0	0	0.0
Theft of Motor Vehicle Parts	0	0.0	0	0.0
Theft - All Other Larceny	1	1.0	0	0.0
Motor Vehicle Theft	0	0.0	0	0.0
Counterfeiting/Forgery	0	0.0	0	0.0
Fraud Offenses (Total)	0	0.0	0	0.0
Fraud - Computer Hacking/Invasion	0	0.0	0	0.0
Fraud - Credit Card/ATM	0	0.0	0	0.0
Fraud - False Pretenses	0	0.0	0	0.0
Fraud - Identity Theft	0	0.0	0	0.0
Fraud - Impersonation	0	0.0	0	0.0
Fraud - Welfare	0	0.0	0	0.0
Fraud - Wire	0	0.0	0	0.0
Embezzlement	0	0.0	0	0.0
Stolen Property Offenses	0	0.0	0	0.0
Destruction/Damage/Vandalism	0	0.0	0	0.0
Drug/Narcotic Violations (Total)	8	8.3	8	100.0
Drug/Narcotic Violations	8	8.3	8	100.0
Drug/Narcotic Equipment Violations	0	0.0	0	0.0

GROUP A OFFENSES	Offense	Rate per 1,000	Cleared	% Cleared
Sex Offenses (Non forcible) (Total)	0	0.0	0	0.0
Incest	0	0.0	0	0.0
Statutory Rape	0	0.0	0	0.0
Pornography/Obscene Material	0	0.0	0	0.0
Gambling Offenses (Total)	0	0.0	0	0.0
Gambling - Betting/Wagering	0	0.0	0	0.0
Gambling - Operating/Promoting	0	0.0	0	0.0
Gambling - Equipment Violations	0	0.0	0	0.0
Gambling - Sports Tampering	0	0.0	0	0.0
Prostitution Offenses (Total)	0	0.0	0	0.0
Prostitution	0	0.0	0	0.0
Prostitution Assisting/Promoting	0	0.0	0	0.0
Purchasing Prostitution	0	0.0	0	0.0
Human Trafficking Offenses (Total)	0	0.0	0	0.0
Commercial Sex Acts	0	0.0	0	0.0
Involuntary Servitude	0	0.0	0	0.0
Bribery	0	0.0	0	0.0
Weapon Law Violations	0	0.0	0	0.0
Animal Cruelty	0	0.0	0	0.0

GROUP B OFFENSES	Offenses	Rate per 1,000
Bad Checks	0	0.0
Curfew/Vagrancy	0	0.0
Disorderly Conduct	0	0.0
DUI	1	1.0
Drunkenness	1	1.0
Family-Non Violent	0	0.0
Liquor Law Violations	1	1.0
Peeping Tom	0	0.0
Trespass	1	1.0
All Other Offenses	0	0.0

2019 Fall Term Campus Population	
Undergraduate Enrollment	751
Graduate Enrollment	14
Staff Personnel	116
Faculty Personnel	68
Security Personnel	11
Total Campus Population	960



Maryville College - 2019

GROUP A OFFENSES	Offense	Rate per 1,000	Cleared	% Cleared
Homicide Offenses (Total)	0	0.0	0	0.0
Murder	0	0.0	0	0.0
Negligent Manslaughter	0	0.0	0	0.0
Negligent Vehicular Manslaughter	0	0.0	0	0.0
Kidnapping/Abduction	0	0.0	0	0.0
Sex Offenses (Forcible) (Total)	0	0.0	0	0.0
Forcible Rape	0	0.0	0	0.0
Forcible Sodomy	0	0.0	0	0.0
Sexual Assault W/Object	0	0.0	0	0.0
Forcible Fondling	0	0.0	0	0.0
Robbery	0	0.0	0	0.0
Assault Offenses (Total)	4	2.9	3	75.0
Aggravated Assault	0	0.0	0	0.0
Simple Assault	3	2.2	3	100.0
Intimidation	0	0.0	0	0.0
Stalking	1	0.7	0	0.0
Arson	0	0.0	0	0.0
Extortion/Blackmail	0	0.0	0	0.0
Burglary	1	0.7	0	0.0
Larceny/Theft Offenses (Total)	7	5.1	0	0.0
Theft - Pocket-picking	0	0.0	0	0.0
Theft - Purse Snatching	0	0.0	0	0.0
Theft - Shoplifting	0	0.0	0	0.0
Theft From Building	5	3.7	0	0.0
Theft From Coin Machine	0	0.0	0	0.0
Theft From Motor Vehicle	1	0.7	0	0.0
Theft of Motor Vehicle Parts	0	0.0	0	0.0
Theft - All Other Larceny	1	0.7	0	0.0
Motor Vehicle Theft	0	0.0	0	0.0
Counterfeiting/Forgery	0	0.0	0	0.0
Fraud Offenses (Total)	0	0.0	0	0.0
Fraud - Computer Hacking/Invasion	0	0.0	0	0.0
Fraud - Credit Card/ATM	0	0.0	0	0.0
Fraud - False Pretenses	0	0.0	0	0.0
Fraud - Identity Theft	0	0.0	0	0.0
Fraud - Impersonation	0	0.0	0	0.0
Fraud - Welfare	0	0.0	0	0.0
Fraud - Wire	0	0.0	0	0.0
Embezzlement	0	0.0	0	0.0
Stolen Property Offenses	0	0.0	0	0.0
Destruction/Damage/Vandalism	7	5.1	0	0.0
Drug/Narcotic Violations (Total)	12	8.8	3	25.0
Drug/Narcotic Violations	4	2.9	2	50.0
Drug/Narcotic Equipment Violations	8	5.9	1	12.5

GROUP A OFFENSES	Offense	Rate per 1,000	Cleared	% Cleared
Sex Offenses (Non forcible) (Total)	0	0.0	0	0.0
Incest	0	0.0	0	0.0
Statutory Rape	0	0.0	0	0.0
Pornography/Obscene Material	0	0.0	0	0.0
Gambling Offenses (Total)	0	0.0	0	0.0
Gambling - Betting/Wagering	0	0.0	0	0.0
Gambling - Operating/Promoting	0	0.0	0	0.0
Gambling - Equipment Violations	0	0.0	0	0.0
Gambling - Sports Tampering	0	0.0	0	0.0
Prostitution Offenses (Total)	0	0.0	0	0.0
Prostitution	0	0.0	0	0.0
Prostitution Assisting/Promoting	0	0.0	0	0.0
Purchasing Prostitution	0	0.0	0	0.0
Human Trafficking Offenses (Total)	0	0.0	0	0.0
Commercial Sex Acts	0	0.0	0	0.0
Involuntary Servitude	0	0.0	0	0.0
Bribery	0	0.0	0	0.0
Weapon Law Violations	0	0.0	0	0.0
Animal Cruelty	0	0.0	0	0.0

GROUP B OFFENSES	Offenses	Rate per 1,000
Bad Checks	0	0.0
Curfew/Vagrancy	0	0.0
Disorderly Conduct	0	0.0
DUI	0	0.0
Drunkenness	0	0.0
Family-Non Violent	0	0.0
Liquor Law Violations	6	4.4
Peeping Tom	0	0.0
Trespass	0	0.0
All Other Offenses	0	0.0

2019 Fall Term Campus Population	
Undergraduate Enrollment	1,088
Graduate Enrollment	0
Staff Personnel	194
Faculty Personnel	77
Security Personnel	5
Total Campus Population	1,364



Meharry Medical College - 2019

GROUP A OFFENSES	Offense	Rate per 1,000	Cleared	% Cleared
Homicide Offenses (Total)	0	0.0	0	0.0
Murder	0	0.0	0	0.0
Negligent Manslaughter	0	0.0	0	0.0
Negligent Vehicular Manslaughter	0	0.0	0	0.0
Kidnapping/Abduction	0	0.0	0	0.0
Sex Offenses (Forcible) (Total)	0	0.0	0	0.0
Forcible Rape	0	0.0	0	0.0
Forcible Sodomy	0	0.0	0	0.0
Sexual Assault W/Object	0	0.0	0	0.0
Forcible Fondling	0	0.0	0	0.0
Robbery	0	0.0	0	0.0
Assault Offenses (Total)	0	0.0	0	0.0
Aggravated Assault	0	0.0	0	0.0
Simple Assault	0	0.0	0	0.0
Intimidation	0	0.0	0	0.0
Stalking	0	0.0	0	0.0
Arson	0	0.0	0	0.0
Extortion/Blackmail	0	0.0	0	0.0
Burglary	0	0.0	0	0.0
Larceny/Theft Offenses (Total)	0	0.0	0	0.0
Theft - Pocket-picking	0	0.0	0	0.0
Theft - Purse Snatching	0	0.0	0	0.0
Theft - Shoplifting	0	0.0	0	0.0
Theft From Building	0	0.0	0	0.0
Theft From Coin Machine	0	0.0	0	0.0
Theft From Motor Vehicle	0	0.0	0	0.0
Theft of Motor Vehicle Parts	0	0.0	0	0.0
Theft - All Other Larceny	0	0.0	0	0.0
Motor Vehicle Theft	0	0.0	0	0.0
Counterfeiting/Forgery	0	0.0	0	0.0
Fraud Offenses (Total)	0	0.0	0	0.0
Fraud - Computer Hacking/Invasion	0	0.0	0	0.0
Fraud - Credit Card/ATM	0	0.0	0	0.0
Fraud - False Pretenses	0	0.0	0	0.0
Fraud - Identity Theft	0	0.0	0	0.0
Fraud - Impersonation	0	0.0	0	0.0
Fraud - Welfare	0	0.0	0	0.0
Fraud - Wire	0	0.0	0	0.0
Embezzlement	0	0.0	0	0.0
Stolen Property Offenses	0	0.0	0	0.0
Destruction/Damage/Vandalism	0	0.0	0	0.0
Drug/Narcotic Violations (Total)	0	0.0	0	0.0
Drug/Narcotic Violations	0	0.0	0	0.0
Drug/Narcotic Equipment Violations	0	0.0	0	0.0

GROUP A OFFENSES	Offense	Rate per 1,000	Cleared	% Cleared
Sex Offenses (Non forcible) (Total)	0	0.0	0	0.0
Incest	0	0.0	0	0.0
Statutory Rape	0	0.0	0	0.0
Pornography/Obscene Material	0	0.0	0	0.0
Gambling Offenses (Total)	0	0.0	0	0.0
Gambling - Betting/Wagering	0	0.0	0	0.0
Gambling - Operating/Promoting	0	0.0	0	0.0
Gambling - Equipment Violations	0	0.0	0	0.0
Gambling - Sports Tampering	0	0.0	0	0.0
Prostitution Offenses (Total)	0	0.0	0	0.0
Prostitution	0	0.0	0	0.0
Prostitution Assisting/Promoting	0	0.0	0	0.0
Purchasing Prostitution	0	0.0	0	0.0
Human Trafficking Offenses (Total)	0	0.0	0	0.0
Commercial Sex Acts	0	0.0	0	0.0
Involuntary Servitude	0	0.0	0	0.0
Bribery	0	0.0	0	0.0
Weapon Law Violations	0	0.0	0	0.0
Animal Cruelty	0	0.0	0	0.0

GROUP B OFFENSES	Offenses	Rate per 1,000
Bad Checks	0	0.0
Curfew/Vagrancy	0	0.0
Disorderly Conduct	0	0.0
DUI	0	0.0
Drunkenness	0	0.0
Family-Non Violent	0	0.0
Liquor Law Violations	0	0.0
Peeping Tom	0	0.0
Trespass	0	0.0
All Other Offenses	0	0.0

2019 Fall Term Campus Population	
Undergraduate Enrollment	0
Graduate Enrollment	877
Staff Personnel	563
Faculty Personnel	198
Security Personnel	25
Total Campus Population	1,663



Memphis College of Art - 2019

GROUP A OFFENSES	Offense	Rate per 1,000	Cleared	% Cleared
Homicide Offenses (Total)	0	0.0	0	0.0
Murder	0	0.0	0	0.0
Negligent Manslaughter	0	0.0	0	0.0
Negligent Vehicular Manslaughter	0	0.0	0	0.0
Kidnapping/Abduction	0	0.0	0	0.0
Sex Offenses (Forcible) (Total)	0	0.0	0	0.0
Forcible Rape	0	0.0	0	0.0
Forcible Sodomy	0	0.0	0	0.0
Sexual Assault W/Object	0	0.0	0	0.0
Forcible Fondling	0	0.0	0	0.0
Robbery	0	0.0	0	0.0
Assault Offenses (Total)	0	0.0	0	0.0
Aggravated Assault	0	0.0	0	0.0
Simple Assault	0	0.0	0	0.0
Intimidation	0	0.0	0	0.0
Stalking	0	0.0	0	0.0
Arson	0	0.0	0	0.0
Extortion/Blackmail	0	0.0	0	0.0
Burglary	0	0.0	0	0.0
Larceny/Theft Offenses (Total)	0	0.0	0	0.0
Theft - Pocket-picking	0	0.0	0	0.0
Theft - Purse Snatching	0	0.0	0	0.0
Theft - Shoplifting	0	0.0	0	0.0
Theft From Building	0	0.0	0	0.0
Theft From Coin Machine	0	0.0	0	0.0
Theft From Motor Vehicle	0	0.0	0	0.0
Theft of Motor Vehicle Parts	0	0.0	0	0.0
Theft - All Other Larceny	0	0.0	0	0.0
Motor Vehicle Theft	0	0.0	0	0.0
Counterfeiting/Forgery	0	0.0	0	0.0
Fraud Offenses (Total)	0	0.0	0	0.0
Fraud - Computer Hacking/Invasion	0	0.0	0	0.0
Fraud - Credit Card/ATM	0	0.0	0	0.0
Fraud - False Pretenses	0	0.0	0	0.0
Fraud - Identity Theft	0	0.0	0	0.0
Fraud - Impersonation	0	0.0	0	0.0
Fraud - Welfare	0	0.0	0	0.0
Fraud - Wire	0	0.0	0	0.0
Embezzlement	0	0.0	0	0.0
Stolen Property Offenses	0	0.0	0	0.0
Destruction/Damage/Vandalism	0	0.0	0	0.0
Drug/Narcotic Violations (Total)	0	0.0	0	0.0
Drug/Narcotic Violations	0	0.0	0	0.0
Drug/Narcotic Equipment Violations	0	0.0	0	0.0

GROUP A OFFENSES	Offense	Rate per 1,000	Cleared	% Cleared
Sex Offenses (Non forcible) (Total)	0	0.0	0	0.0
Incest	0	0.0	0	0.0
Statutory Rape	0	0.0	0	0.0
Pornography/Obscene Material	0	0.0	0	0.0
Gambling Offenses (Total)	0	0.0	0	0.0
Gambling - Betting/Wagering	0	0.0	0	0.0
Gambling - Operating/Promoting	0	0.0	0	0.0
Gambling - Equipment Violations	0	0.0	0	0.0
Gambling - Sports Tampering	0	0.0	0	0.0
Prostitution Offenses (Total)	0	0.0	0	0.0
Prostitution	0	0.0	0	0.0
Prostitution Assisting/Promoting	0	0.0	0	0.0
Purchasing Prostitution	0	0.0	0	0.0
Human Trafficking Offenses (Total)	0	0.0	0	0.0
Commercial Sex Acts	0	0.0	0	0.0
Involuntary Servitude	0	0.0	0	0.0
Bribery	0	0.0	0	0.0
Weapon Law Violations	0	0.0	0	0.0
Animal Cruelty	0	0.0	0	0.0

GROUP B OFFENSES	Offenses	Rate per 1,000
Bad Checks	0	0.0
Curfew/Vagrancy	0	0.0
Disorderly Conduct	0	0.0
DUI	0	0.0
Drunkenness	0	0.0
Family-Non Violent	0	0.0
Liquor Law Violations	0	0.0
Peeping Tom	0	0.0
Trespass	0	0.0
All Other Offenses	0	0.0

2019 Fall Term Campus Population	
Undergraduate Enrollment	51
Graduate Enrollment	1
Staff Personnel	19
Faculty Personnel	12
Security Personnel	10
Total Campus Population	93



Memphis Theological Seminary - 2019

GROUP A OFFENSES	Offense	Rate per 1,000	Cleared	% Cleared
Homicide Offenses (Total)	0	0.0	0	0.0
Murder	0	0.0	0	0.0
Negligent Manslaughter	0	0.0	0	0.0
Negligent Vehicular Manslaughter	0	0.0	0	0.0
Kidnapping/Abduction	0	0.0	0	0.0
Sex Offenses (Forcible) (Total)	0	0.0	0	0.0
Forcible Rape	0	0.0	0	0.0
Forcible Sodomy	0	0.0	0	0.0
Sexual Assault W/Object	0	0.0	0	0.0
Forcible Fondling	0	0.0	0	0.0
Robbery	0	0.0	0	0.0
Assault Offenses (Total)	0	0.0	0	0.0
Aggravated Assault	0	0.0	0	0.0
Simple Assault	0	0.0	0	0.0
Intimidation	0	0.0	0	0.0
Stalking	0	0.0	0	0.0
Arson	0	0.0	0	0.0
Extortion/Blackmail	0	0.0	0	0.0
Burglary	0	0.0	0	0.0
Larceny/Theft Offenses (Total)	0	0.0	0	0.0
Theft - Pocket-picking	0	0.0	0	0.0
Theft - Purse Snatching	0	0.0	0	0.0
Theft - Shoplifting	0	0.0	0	0.0
Theft From Building	0	0.0	0	0.0
Theft From Coin Machine	0	0.0	0	0.0
Theft From Motor Vehicle	0	0.0	0	0.0
Theft of Motor Vehicle Parts	0	0.0	0	0.0
Theft - All Other Larceny	0	0.0	0	0.0
Motor Vehicle Theft	0	0.0	0	0.0
Counterfeiting/Forgery	0	0.0	0	0.0
Fraud Offenses (Total)	0	0.0	0	0.0
Fraud - Computer Hacking/Invasion	0	0.0	0	0.0
Fraud - Credit Card/ATM	0	0.0	0	0.0
Fraud - False Pretenses	0	0.0	0	0.0
Fraud - Identity Theft	0	0.0	0	0.0
Fraud - Impersonation	0	0.0	0	0.0
Fraud - Welfare	0	0.0	0	0.0
Fraud - Wire	0	0.0	0	0.0
Embezzlement	0	0.0	0	0.0
Stolen Property Offenses	0	0.0	0	0.0
Destruction/Damage/Vandalism	0	0.0	0	0.0
Drug/Narcotic Violations (Total)	0	0.0	0	0.0
Drug/Narcotic Violations	0	0.0	0	0.0
Drug/Narcotic Equipment Violations	0	0.0	0	0.0

GROUP A OFFENSES	Offense	Rate per 1,000	Cleared	% Cleared
Sex Offenses (Non forcible) (Total)	0	0.0	0	0.0
Incest	0	0.0	0	0.0
Statutory Rape	0	0.0	0	0.0
Pornography/Obscene Material	0	0.0	0	0.0
Gambling Offenses (Total)	0	0.0	0	0.0
Gambling - Betting/Wagering	0	0.0	0	0.0
Gambling - Operating/Promoting	0	0.0	0	0.0
Gambling - Equipment Violations	0	0.0	0	0.0
Gambling - Sports Tampering	0	0.0	0	0.0
Prostitution Offenses (Total)	0	0.0	0	0.0
Prostitution	0	0.0	0	0.0
Prostitution Assisting/Promoting	0	0.0	0	0.0
Purchasing Prostitution	0	0.0	0	0.0
Human Trafficking Offenses (Total)	0	0.0	0	0.0
Commercial Sex Acts	0	0.0	0	0.0
Involuntary Servitude	0	0.0	0	0.0
Bribery	0	0.0	0	0.0
Weapon Law Violations	0	0.0	0	0.0
Animal Cruelty	0	0.0	0	0.0

GROUP B OFFENSES	Offenses	Rate per 1,000
Bad Checks	0	0.0
Curfew/Vagrancy	0	0.0
Disorderly Conduct	0	0.0
DUI	0	0.0
Drunkenness	0	0.0
Family-Non Violent	0	0.0
Liquor Law Violations	0	0.0
Peeping Tom	0	0.0
Trespass	0	0.0
All Other Offenses	0	0.0

2019 Fall Term Campus Population	
Undergraduate Enrollment	
Graduate Enrollment	
Staff Personnel	
Faculty Personnel	
Security Personnel	
Total Campus Population	



Mid-America Baptist Theological Seminary - 2019

GROUP A OFFENSES	Offense	Rate per 1,000	Cleared	% Cleared
Homicide Offenses (Total)	0	0.0	0	0.0
Murder	0	0.0	0	0.0
Negligent Manslaughter	0	0.0	0	0.0
Negligent Vehicular Manslaughter	0	0.0	0	0.0
Kidnapping/Abduction	0	0.0	0	0.0
Sex Offenses (Forcible) (Total)	0	0.0	0	0.0
Forcible Rape	0	0.0	0	0.0
Forcible Sodomy	0	0.0	0	0.0
Sexual Assault W/Object	0	0.0	0	0.0
Forcible Fondling	0	0.0	0	0.0
Robbery	0	0.0	0	0.0
Assault Offenses (Total)	0	0.0	0	0.0
Aggravated Assault	0	0.0	0	0.0
Simple Assault	0	0.0	0	0.0
Intimidation	0	0.0	0	0.0
Stalking	0	0.0	0	0.0
Arson	0	0.0	0	0.0
Extortion/Blackmail	0	0.0	0	0.0
Burglary	0	0.0	0	0.0
Larceny/Theft Offenses (Total)	0	0.0	0	0.0
Theft - Pocket-picking	0	0.0	0	0.0
Theft - Purse Snatching	0	0.0	0	0.0
Theft - Shoplifting	0	0.0	0	0.0
Theft From Building	0	0.0	0	0.0
Theft From Coin Machine	0	0.0	0	0.0
Theft From Motor Vehicle	0	0.0	0	0.0
Theft of Motor Vehicle Parts	0	0.0	0	0.0
Theft - All Other Larceny	0	0.0	0	0.0
Motor Vehicle Theft	0	0.0	0	0.0
Counterfeiting/Forgery	0	0.0	0	0.0
Fraud Offenses (Total)	0	0.0	0	0.0
Fraud - Computer Hacking/Invasion	0	0.0	0	0.0
Fraud - Credit Card/ATM	0	0.0	0	0.0
Fraud - False Pretenses	0	0.0	0	0.0
Fraud - Identity Theft	0	0.0	0	0.0
Fraud - Impersonation	0	0.0	0	0.0
Fraud - Welfare	0	0.0	0	0.0
Fraud - Wire	0	0.0	0	0.0
Embezzlement	0	0.0	0	0.0
Stolen Property Offenses	0	0.0	0	0.0
Destruction/Damage/Vandalism	0	0.0	0	0.0
Drug/Narcotic Violations (Total)	0	0.0	0	0.0
Drug/Narcotic Violations	0	0.0	0	0.0
Drug/Narcotic Equipment Violations	0	0.0	0	0.0

GROUP A OFFENSES	Offense	Rate per 1,000	Cleared	% Cleared
Sex Offenses (Non forcible) (Total)	0	0.0	0	0.0
Incest	0	0.0	0	0.0
Statutory Rape	0	0.0	0	0.0
Pornography/Obscene Material	0	0.0	0	0.0
Gambling Offenses (Total)	0	0.0	0	0.0
Gambling - Betting/Wagering	0	0.0	0	0.0
Gambling - Operating/Promoting	0	0.0	0	0.0
Gambling - Equipment Violations	0	0.0	0	0.0
Gambling - Sports Tampering	0	0.0	0	0.0
Prostitution Offenses (Total)	0	0.0	0	0.0
Prostitution	0	0.0	0	0.0
Prostitution Assisting/Promoting	0	0.0	0	0.0
Purchasing Prostitution	0	0.0	0	0.0
Human Trafficking Offenses (Total)	0	0.0	0	0.0
Commercial Sex Acts	0	0.0	0	0.0
Involuntary Servitude	0	0.0	0	0.0
Bribery	0	0.0	0	0.0
Weapon Law Violations	0	0.0	0	0.0
Animal Cruelty	0	0.0	0	0.0

GROUP B OFFENSES	Offenses	Rate per 1,000
Bad Checks	0	0.0
Curfew/Vagrancy	0	0.0
Disorderly Conduct	0	0.0
DUI	0	0.0
Drunkenness	0	0.0
Family-Non Violent	0	0.0
Liquor Law Violations	0	0.0
Peeping Tom	0	0.0
Trespass	0	0.0
All Other Offenses	0	0.0

2019 Fall Term Campus Population
Undergraduate Enrollment
Graduate Enrollment
Staff Personnel
Faculty Personnel
Security Personnel
Total Campus Population



Middle Tennessee School of Anesthesia - 2019

GROUP A OFFENSES	Offense	Rate per 1,000	Cleared	% Cleared
Homicide Offenses (Total)	0	0.0	0	0.0
Murder	0	0.0	0	0.0
Negligent Manslaughter	0	0.0	0	0.0
Negligent Vehicular Manslaughter	0	0.0	0	0.0
Kidnapping/Abduction	0	0.0	0	0.0
Sex Offenses (Forcible) (Total)	0	0.0	0	0.0
Forcible Rape	0	0.0	0	0.0
Forcible Sodomy	0	0.0	0	0.0
Sexual Assault W/Object	0	0.0	0	0.0
Forcible Fondling	0	0.0	0	0.0
Robbery	0	0.0	0	0.0
Assault Offenses (Total)	0	0.0	0	0.0
Aggravated Assault	0	0.0	0	0.0
Simple Assault	0	0.0	0	0.0
Intimidation	0	0.0	0	0.0
Stalking	0	0.0	0	0.0
Arson	0	0.0	0	0.0
Extortion/Blackmail	0	0.0	0	0.0
Burglary	0	0.0	0	0.0
Larceny/Theft Offenses (Total)	0	0.0	0	0.0
Theft - Pocket-picking	0	0.0	0	0.0
Theft - Purse Snatching	0	0.0	0	0.0
Theft - Shoplifting	0	0.0	0	0.0
Theft From Building	0	0.0	0	0.0
Theft From Coin Machine	0	0.0	0	0.0
Theft From Motor Vehicle	0	0.0	0	0.0
Theft of Motor Vehicle Parts	0	0.0	0	0.0
Theft - All Other Larceny	0	0.0	0	0.0
Motor Vehicle Theft	0	0.0	0	0.0
Counterfeiting/Forgery	0	0.0	0	0.0
Fraud Offenses (Total)	0	0.0	0	0.0
Fraud - Computer Hacking/Invasion	0	0.0	0	0.0
Fraud - Credit Card/ATM	0	0.0	0	0.0
Fraud - False Pretenses	0	0.0	0	0.0
Fraud - Identity Theft	0	0.0	0	0.0
Fraud - Impersonation	0	0.0	0	0.0
Fraud - Welfare	0	0.0	0	0.0
Fraud - Wire	0	0.0	0	0.0
Embezzlement	0	0.0	0	0.0
Stolen Property Offenses	0	0.0	0	0.0
Destruction/Damage/Vandalism	0	0.0	0	0.0
Drug/Narcotic Violations (Total)	0	0.0	0	0.0
Drug/Narcotic Violations	0	0.0	0	0.0
Drug/Narcotic Equipment Violations	0	0.0	0	0.0

GROUP A OFFENSES	Offense	Rate per 1,000	Cleared	% Cleared
Sex Offenses (Non forcible) (Total)	0	0.0	0	0.0
Incest	0	0.0	0	0.0
Statutory Rape	0	0.0	0	0.0
Pornography/Obscene Material	0	0.0	0	0.0
Gambling Offenses (Total)	0	0.0	0	0.0
Gambling - Betting/Wagering	0	0.0	0	0.0
Gambling - Operating/Promoting	0	0.0	0	0.0
Gambling - Equipment Violations	0	0.0	0	0.0
Gambling - Sports Tampering	0	0.0	0	0.0
Prostitution Offenses (Total)	0	0.0	0	0.0
Prostitution	0	0.0	0	0.0
Prostitution Assisting/Promoting	0	0.0	0	0.0
Purchasing Prostitution	0	0.0	0	0.0
Human Trafficking Offenses (Total)	0	0.0	0	0.0
Commercial Sex Acts	0	0.0	0	0.0
Involuntary Servitude	0	0.0	0	0.0
Bribery	0	0.0	0	0.0
Weapon Law Violations	0	0.0	0	0.0
Animal Cruelty	0	0.0	0	0.0

GROUP B OFFENSES	Offenses	Rate per 1,000
Bad Checks	0	0.0
Curfew/Vagrancy	0	0.0
Disorderly Conduct	0	0.0
DUI	0	0.0
Drunkenness	0	0.0
Family-Non Violent	0	0.0
Liquor Law Violations	0	0.0
Peeping Tom	0	0.0
Trespass	0	0.0
All Other Offenses	0	0.0

2019 Fall Term Campus Population	
Undergraduate Enrollment	
Graduate Enrollment	
Staff Personnel	
Faculty Personnel	
Security Personnel	
Total Campus Population	



Middle Tennessee State University - 2019

GROUP A OFFENSES	Offense	Rate per 1,000	Cleared	% Cleared
Homicide Offenses (Total)	0	0.0	0	0.0
Murder	0	0.0	0	0.0
Negligent Manslaughter	0	0.0	0	0.0
Negligent Vehicular Manslaughter	0	0.0	0	0.0
Kidnapping/Abduction	1	0.0	1	100.0
Sex Offenses (Forcible) (Total)	5	0.2	1	20.0
Forcible Rape	3	0.1	0	0.0
Forcible Sodomy	0	0.0	0	0.0
Sexual Assault W/Object	0	0.0	0	0.0
Forcible Fondling	2	0.1	1	50.0
Robbery	0	0.0	0	0.0
Assault Offenses (Total)	37	1.5	4	10.8
Aggravated Assault	3	0.1	2	66.7
Simple Assault	8	0.3	2	25.0
Intimidation	23	1.0	0	0.0
Stalking	3	0.1	0	0.0
Arson	0	0.0	0	0.0
Extortion/Blackmail	2	0.1	0	0.0
Burglary	2	0.1	2	100.0
Larceny/Theft Offenses (Total)	73	3.0	12	16.4
Theft - Pocket-picking	0	0.0	0	0.0
Theft - Purse Snatching	0	0.0	0	0.0
Theft - Shoplifting	0	0.0	0	0.0
Theft From Building	45	1.9	8	17.8
Theft From Coin Machine	0	0.0	0	0.0
Theft From Motor Vehicle	6	0.2	2	33.3
Theft of Motor Vehicle Parts	4	0.2	0	0.0
Theft - All Other Larceny	18	0.7	2	11.1
Motor Vehicle Theft	3	0.1	2	66.7
Counterfeiting/Forgery	0	0.0	0	0.0
Fraud Offenses (Total)	19	0.8	2	10.5
Fraud - Computer Hacking/Invasion	0	0.0	0	0.0
Fraud - Credit Card/ATM	6	0.2	2	33.3
Fraud - False Pretenses	0	0.0	0	0.0
Fraud - Identity Theft	0	0.0	0	0.0
Fraud - Impersonation	0	0.0	0	0.0
Fraud - Welfare	0	0.0	0	0.0
Fraud - Wire	13	0.5	0	0.0
Embezzlement	0	0.0	0	0.0
Stolen Property Offenses	0	0.0	0	0.0
Destruction/Damage/Vandalism	42	1.7	2	4.8
Drug/Narcotic Violations (Total)	99	4.1	87	87.9
Drug/Narcotic Violations	61	2.5	53	86.9
Drug/Narcotic Equipment Violations	38	1.6	34	89.5

GROUP A OFFENSES	Offense	Rate per 1,000	Cleared	% Cleared
Sex Offenses (Non forcible) (Total)	0	0.0	0	0.0
Incest	0	0.0	0	0.0
Statutory Rape	0	0.0	0	0.0
Pornography/Obscene Material	0	0.0	0	0.0
Gambling Offenses (Total)	0	0.0	0	0.0
Gambling - Betting/Wagering	0	0.0	0	0.0
Gambling - Operating/Promoting	0	0.0	0	0.0
Gambling - Equipment Violations	0	0.0	0	0.0
Gambling - Sports Tampering	0	0.0	0	0.0
Prostitution Offenses (Total)	0	0.0	0	0.0
Prostitution	0	0.0	0	0.0
Prostitution Assisting/Promoting	0	0.0	0	0.0
Purchasing Prostitution	0	0.0	0	0.0
Human Trafficking Offenses (Total)	0	0.0	0	0.0
Commercial Sex Acts	0	0.0	0	0.0
Involuntary Servitude	0	0.0	0	0.0
Bribery	0	0.0	0	0.0
Weapon Law Violations	1	0.0	1	100.0
Animal Cruelty	0	0.0	0	0.0

GROUP B OFFENSES	Offenses	Rate per 1,000
Bad Checks	0	0.0
Curfew/Vagrancy	0	0.0
Disorderly Conduct	6	0.2
DUI	18	0.7
Drunkenness	5	0.2
Family-Non Violent	0	0.0
Liquor Law Violations	10	0.4
Peeping Tom	0	0.0
Trespass	2	0.1
All Other Offenses	4	0.2

2019 Fall Term Campus Population	
Undergraduate Enrollment	19,461
Graduate Enrollment	2,260
Staff Personnel	1,245
Faculty Personnel	1,013
Security Personnel	45
Total Campus Population	24,024



Miller-Motte Technical College - 2019

GROUP A OFFENSES	Offense	Rate per 1,000	Cleared	% Cleared
Homicide Offenses (Total)	0	0.0	0	0.0
Murder	0	0.0	0	0.0
Negligent Manslaughter	0	0.0	0	0.0
Negligent Vehicular Manslaughter	0	0.0	0	0.0
Kidnapping/Abduction	0	0.0	0	0.0
Sex Offenses (Forcible) (Total)	0	0.0	0	0.0
Forcible Rape	0	0.0	0	0.0
Forcible Sodomy	0	0.0	0	0.0
Sexual Assault W/Object	0	0.0	0	0.0
Forcible Fondling	0	0.0	0	0.0
Robbery	0	0.0	0	0.0
Assault Offenses (Total)	0	0.0	0	0.0
Aggravated Assault	0	0.0	0	0.0
Simple Assault	0	0.0	0	0.0
Intimidation	0	0.0	0	0.0
Stalking	0	0.0	0	0.0
Arson	0	0.0	0	0.0
Extortion/Blackmail	0	0.0	0	0.0
Burglary	0	0.0	0	0.0
Larceny/Theft Offenses (Total)	0	0.0	0	0.0
Theft - Pocket-picking	0	0.0	0	0.0
Theft - Purse Snatching	0	0.0	0	0.0
Theft - Shoplifting	0	0.0	0	0.0
Theft From Building	0	0.0	0	0.0
Theft From Coin Machine	0	0.0	0	0.0
Theft From Motor Vehicle	0	0.0	0	0.0
Theft of Motor Vehicle Parts	0	0.0	0	0.0
Theft - All Other Larceny	0	0.0	0	0.0
Motor Vehicle Theft	0	0.0	0	0.0
Counterfeiting/Forgery	0	0.0	0	0.0
Fraud Offenses (Total)	0	0.0	0	0.0
Fraud - Computer Hacking/Invasion	0	0.0	0	0.0
Fraud - Credit Card/ATM	0	0.0	0	0.0
Fraud - False Pretenses	0	0.0	0	0.0
Fraud - Identity Theft	0	0.0	0	0.0
Fraud - Impersonation	0	0.0	0	0.0
Fraud - Welfare	0	0.0	0	0.0
Fraud - Wire	0	0.0	0	0.0
Embezzlement	0	0.0	0	0.0
Stolen Property Offenses	0	0.0	0	0.0
Destruction/Damage/Vandalism	0	0.0	0	0.0
Drug/Narcotic Violations (Total)	0	0.0	0	0.0
Drug/Narcotic Violations	0	0.0	0	0.0
Drug/Narcotic Equipment Violations	0	0.0	0	0.0

GROUP A OFFENSES	Offense	Rate per 1,000	Cleared	% Cleared
Sex Offenses (Non forcible) (Total)	0	0.0	0	0.0
Incest	0	0.0	0	0.0
Statutory Rape	0	0.0	0	0.0
Pornography/Obscene Material	0	0.0	0	0.0
Gambling Offenses (Total)	0	0.0	0	0.0
Gambling - Betting/Wagering	0	0.0	0	0.0
Gambling - Operating/Promoting	0	0.0	0	0.0
Gambling - Equipment Violations	0	0.0	0	0.0
Gambling - Sports Tampering	0	0.0	0	0.0
Prostitution Offenses (Total)	0	0.0	0	0.0
Prostitution	0	0.0	0	0.0
Prostitution Assisting/Promoting	0	0.0	0	0.0
Purchasing Prostitution	0	0.0	0	0.0
Human Trafficking Offenses (Total)	0	0.0	0	0.0
Commercial Sex Acts	0	0.0	0	0.0
Involuntary Servitude	0	0.0	0	0.0
Bribery	0	0.0	0	0.0
Weapon Law Violations	0	0.0	0	0.0
Animal Cruelty	0	0.0	0	0.0

GROUP B OFFENSES	Offenses	Rate per 1,000
Bad Checks	0	0.0
Curfew/Vagrancy	0	0.0
Disorderly Conduct	0	0.0
DUI	0	0.0
Drunkenness	0	0.0
Family-Non Violent	0	0.0
Liquor Law Violations	0	0.0
Peeping Tom	0	0.0
Trespass	0	0.0
All Other Offenses	0	0.0

2019 Fall Term Campus Population	
Undergraduate Enrollment	
Graduate Enrollment	
Staff Personnel	
Faculty Personnel	
Security Personnel	
Total Campus Population	



Milligan College - 2019

GROUP A OFFENSES	Offense	Rate per 1,000	Cleared	% Cleared
Homicide Offenses (Total)	0	0.0	0	0.0
Murder	0	0.0	0	0.0
Negligent Manslaughter	0	0.0	0	0.0
Negligent Vehicular Manslaughter	0	0.0	0	0.0
Kidnapping/Abduction	0	0.0	0	0.0
Sex Offenses (Forcible) (Total)	0	0.0	0	0.0
Forcible Rape	0	0.0	0	0.0
Forcible Sodomy	0	0.0	0	0.0
Sexual Assault W/Object	0	0.0	0	0.0
Forcible Fondling	0	0.0	0	0.0
Robbery	0	0.0	0	0.0
Assault Offenses (Total)	1	0.7	0	0.0
Aggravated Assault	0	0.0	0	0.0
Simple Assault	1	0.7	0	0.0
Intimidation	0	0.0	0	0.0
Stalking	0	0.0	0	0.0
Arson	0	0.0	0	0.0
Extortion/Blackmail	0	0.0	0	0.0
Burglary	1	0.7	0	0.0
Larceny/Theft Offenses (Total)	4	2.7	0	0.0
Theft - Pocket-picking	0	0.0	0	0.0
Theft - Purse Snatching	0	0.0	0	0.0
Theft - Shoplifting	0	0.0	0	0.0
Theft From Building	3	2.0	0	0.0
Theft From Coin Machine	0	0.0	0	0.0
Theft From Motor Vehicle	0	0.0	0	0.0
Theft of Motor Vehicle Parts	1	0.7	0	0.0
Theft - All Other Larceny	0	0.0	0	0.0
Motor Vehicle Theft	0	0.0	0	0.0
Counterfeiting/Forgery	0	0.0	0	0.0
Fraud Offenses (Total)	0	0.0	0	0.0
Fraud - Computer Hacking/Invasion	0	0.0	0	0.0
Fraud - Credit Card/ATM	0	0.0	0	0.0
Fraud - False Pretenses	0	0.0	0	0.0
Fraud - Identity Theft	0	0.0	0	0.0
Fraud - Impersonation	0	0.0	0	0.0
Fraud - Welfare	0	0.0	0	0.0
Fraud - Wire	0	0.0	0	0.0
Embezzlement	0	0.0	0	0.0
Stolen Property Offenses	0	0.0	0	0.0
Destruction/Damage/Vandalism	0	0.0	0	0.0
Drug/Narcotic Violations (Total)	1	0.7	1	100.0
Drug/Narcotic Violations	0	0.0	0	0.0
Drug/Narcotic Equipment Violations	1	0.7	1	100.0

GROUP A OFFENSES	Offense	Rate per 1,000	Cleared	% Cleared
Sex Offenses (Non forcible) (Total)	0	0.0	0	0.0
Incest	0	0.0	0	0.0
Statutory Rape	0	0.0	0	0.0
Pornography/Obscene Material	0	0.0	0	0.0
Gambling Offenses (Total)	0	0.0	0	0.0
Gambling - Betting/Wagering	0	0.0	0	0.0
Gambling - Operating/Promoting	0	0.0	0	0.0
Gambling - Equipment Violations	0	0.0	0	0.0
Gambling - Sports Tampering	0	0.0	0	0.0
Prostitution Offenses (Total)	0	0.0	0	0.0
Prostitution	0	0.0	0	0.0
Prostitution Assisting/Promoting	0	0.0	0	0.0
Purchasing Prostitution	0	0.0	0	0.0
Human Trafficking Offenses (Total)	0	0.0	0	0.0
Commercial Sex Acts	0	0.0	0	0.0
Involuntary Servitude	0	0.0	0	0.0
Bribery	0	0.0	0	0.0
Weapon Law Violations	0	0.0	0	0.0
Animal Cruelty	0	0.0	0	0.0

GROUP B OFFENSES	Offenses	Rate per 1,000
Bad Checks	0	0.0
Curfew/Vagrancy	0	0.0
Disorderly Conduct	0	0.0
DUI	0	0.0
Drunkenness	0	0.0
Family-Non Violent	0	0.0
Liquor Law Violations	1	0.7
Peeping Tom	0	0.0
Trespass	0	0.0
All Other Offenses	0	0.0

2019 Fall Term Campus Population	
Undergraduate Enrollment	858
Graduate Enrollment	398
Staff Personnel	140
Faculty Personnel	95
Security Personnel	7
Total Campus Population	1,498



Motlow State Community College - 2019

GROUP A OFFENSES	Offense	Rate per 1,000	Cleared	% Cleared
Homicide Offenses (Total)	0	0.0	0	0.0
Murder	0	0.0	0	0.0
Negligent Manslaughter	0	0.0	0	0.0
Negligent Vehicular Manslaughter	0	0.0	0	0.0
Kidnapping/Abduction	0	0.0	0	0.0
Sex Offenses (Forcible) (Total)	0	0.0	0	0.0
Forcible Rape	0	0.0	0	0.0
Forcible Sodomy	0	0.0	0	0.0
Sexual Assault W/Object	0	0.0	0	0.0
Forcible Fondling	0	0.0	0	0.0
Robbery	0	0.0	0	0.0
Assault Offenses (Total)	0	0.0	0	0.0
Aggravated Assault	0	0.0	0	0.0
Simple Assault	0	0.0	0	0.0
Intimidation	0	0.0	0	0.0
Stalking	0	0.0	0	0.0
Arson	0	0.0	0	0.0
Extortion/Blackmail	0	0.0	0	0.0
Burglary	1	0.2	0	0.0
Larceny/Theft Offenses (Total)	2	0.4	0	0.0
Theft - Pocket-picking	0	0.0	0	0.0
Theft - Purse Snatching	0	0.0	0	0.0
Theft - Shoplifting	0	0.0	0	0.0
Theft From Building	2	0.4	0	0.0
Theft From Coin Machine	0	0.0	0	0.0
Theft From Motor Vehicle	0	0.0	0	0.0
Theft of Motor Vehicle Parts	0	0.0	0	0.0
Theft - All Other Larceny	0	0.0	0	0.0
Motor Vehicle Theft	0	0.0	0	0.0
Counterfeiting/Forgery	0	0.0	0	0.0
Fraud Offenses (Total)	0	0.0	0	0.0
Fraud - Computer Hacking/Invasion	0	0.0	0	0.0
Fraud - Credit Card/ATM	0	0.0	0	0.0
Fraud - False Pretenses	0	0.0	0	0.0
Fraud - Identity Theft	0	0.0	0	0.0
Fraud - Impersonation	0	0.0	0	0.0
Fraud - Welfare	0	0.0	0	0.0
Fraud - Wire	0	0.0	0	0.0
Embezzlement	0	0.0	0	0.0
Stolen Property Offenses	0	0.0	0	0.0
Destruction/Damage/Vandalism	0	0.0	0	0.0
Drug/Narcotic Violations (Total)	0	0.0	0	0.0
Drug/Narcotic Violations	0	0.0	0	0.0
Drug/Narcotic Equipment Violations	0	0.0	0	0.0

GROUP A OFFENSES	Offense	Rate per 1,000	Cleared	% Cleared
Sex Offenses (Non forcible) (Total)	0	0.0	0	0.0
Incest	0	0.0	0	0.0
Statutory Rape	0	0.0	0	0.0
Pornography/Obscene Material	0	0.0	0	0.0
Gambling Offenses (Total)	0	0.0	0	0.0
Gambling - Betting/Wagering	0	0.0	0	0.0
Gambling - Operating/Promoting	0	0.0	0	0.0
Gambling - Equipment Violations	0	0.0	0	0.0
Gambling - Sports Tampering	0	0.0	0	0.0
Prostitution Offenses (Total)	0	0.0	0	0.0
Prostitution	0	0.0	0	0.0
Prostitution Assisting/Promoting	0	0.0	0	0.0
Purchasing Prostitution	0	0.0	0	0.0
Human Trafficking Offenses (Total)	0	0.0	0	0.0
Commercial Sex Acts	0	0.0	0	0.0
Involuntary Servitude	0	0.0	0	0.0
Bribery	0	0.0	0	0.0
Weapon Law Violations	0	0.0	0	0.0
Animal Cruelty	0	0.0	0	0.0

GROUP B OFFENSES	Offenses	Rate per 1,000
Bad Checks	0	0.0
Curfew/Vagrancy	0	0.0
Disorderly Conduct	0	0.0
DUI	0	0.0
Drunkenness	0	0.0
Family-Non Violent	0	0.0
Liquor Law Violations	0	0.0
Peeping Tom	0	0.0
Trespass	0	0.0
All Other Offenses	0	0.0

2019 Fall Term Campus Population	
Undergraduate Enrollment	4,620
Graduate Enrollment	0
Staff Personnel	185
Faculty Personnel	332
Security Personnel	8
Total Campus Population	5,145



Nashville Auto Diesel College - 2019

GROUP A OFFENSES	Offense	Rate per 1,000	Cleared	% Cleared
Homicide Offenses (Total)	0	0.0	0	0.0
Murder	0	0.0	0	0.0
Negligent Manslaughter	0	0.0	0	0.0
Negligent Vehicular Manslaughter	0	0.0	0	0.0
Kidnapping/Abduction	0	0.0	0	0.0
Sex Offenses (Forcible) (Total)	0	0.0	0	0.0
Forcible Rape	0	0.0	0	0.0
Forcible Sodomy	0	0.0	0	0.0
Sexual Assault W/Object	0	0.0	0	0.0
Forcible Fondling	0	0.0	0	0.0
Robbery	0	0.0	0	0.0
Assault Offenses (Total)	0	0.0	0	0.0
Aggravated Assault	0	0.0	0	0.0
Simple Assault	0	0.0	0	0.0
Intimidation	0	0.0	0	0.0
Stalking	0	0.0	0	0.0
Arson	0	0.0	0	0.0
Extortion/Blackmail	0	0.0	0	0.0
Burglary	0	0.0	0	0.0
Larceny/Theft Offenses (Total)	0	0.0	0	0.0
Theft - Pocket-picking	0	0.0	0	0.0
Theft - Purse Snatching	0	0.0	0	0.0
Theft - Shoplifting	0	0.0	0	0.0
Theft From Building	0	0.0	0	0.0
Theft From Coin Machine	0	0.0	0	0.0
Theft From Motor Vehicle	0	0.0	0	0.0
Theft of Motor Vehicle Parts	0	0.0	0	0.0
Theft - All Other Larceny	0	0.0	0	0.0
Motor Vehicle Theft	0	0.0	0	0.0
Counterfeiting/Forgery	0	0.0	0	0.0
Fraud Offenses (Total)	0	0.0	0	0.0
Fraud - Computer Hacking/Invasion	0	0.0	0	0.0
Fraud - Credit Card/ATM	0	0.0	0	0.0
Fraud - False Pretenses	0	0.0	0	0.0
Fraud - Identity Theft	0	0.0	0	0.0
Fraud - Impersonation	0	0.0	0	0.0
Fraud - Welfare	0	0.0	0	0.0
Fraud - Wire	0	0.0	0	0.0
Embezzlement	0	0.0	0	0.0
Stolen Property Offenses	0	0.0	0	0.0
Destruction/Damage/Vandalism	0	0.0	0	0.0
Drug/Narcotic Violations (Total)	0	0.0	0	0.0
Drug/Narcotic Violations	0	0.0	0	0.0
Drug/Narcotic Equipment Violations	0	0.0	0	0.0

GROUP A OFFENSES	Offense	Rate per 1,000	Cleared	% Cleared
Sex Offenses (Non forcible) (Total)	0	0.0	0	0.0
Incest	0	0.0	0	0.0
Statutory Rape	0	0.0	0	0.0
Pornography/Obscene Material	0	0.0	0	0.0
Gambling Offenses (Total)	0	0.0	0	0.0
Gambling - Betting/Wagering	0	0.0	0	0.0
Gambling - Operating/Promoting	0	0.0	0	0.0
Gambling - Equipment Violations	0	0.0	0	0.0
Gambling - Sports Tampering	0	0.0	0	0.0
Prostitution Offenses (Total)	0	0.0	0	0.0
Prostitution	0	0.0	0	0.0
Prostitution Assisting/Promoting	0	0.0	0	0.0
Purchasing Prostitution	0	0.0	0	0.0
Human Trafficking Offenses (Total)	0	0.0	0	0.0
Commercial Sex Acts	0	0.0	0	0.0
Involuntary Servitude	0	0.0	0	0.0
Bribery	0	0.0	0	0.0
Weapon Law Violations	0	0.0	0	0.0
Animal Cruelty	0	0.0	0	0.0

GROUP B OFFENSES	Offenses	Rate per 1,000
Bad Checks	0	0.0
Curfew/Vagrancy	0	0.0
Disorderly Conduct	0	0.0
DUI	0	0.0
Drunkenness	0	0.0
Family-Non Violent	0	0.0
Liquor Law Violations	0	0.0
Peeping Tom	0	0.0
Trespass	0	0.0
All Other Offenses	0	0.0

2019 Fall Term Campus Population	
Undergraduate Enrollment	
Graduate Enrollment	
Staff Personnel	
Faculty Personnel	
Security Personnel	
Total Campus Population	



Nashville State Community College - 2019

GROUP A OFFENSES	Offense	Rate per 1,000	Cleared	% Cleared
Homicide Offenses (Total)	0	0.0	0	0.0
Murder	0	0.0	0	0.0
Negligent Manslaughter	0	0.0	0	0.0
Negligent Vehicular Manslaughter	0	0.0	0	0.0
Kidnapping/Abduction	0	0.0	0	0.0
Sex Offenses (Forcible) (Total)	0	0.0	0	0.0
Forcible Rape	0	0.0	0	0.0
Forcible Sodomy	0	0.0	0	0.0
Sexual Assault W/Object	0	0.0	0	0.0
Forcible Fondling	0	0.0	0	0.0
Robbery	0	0.0	0	0.0
Assault Offenses (Total)	0	0.0	0	0.0
Aggravated Assault	0	0.0	0	0.0
Simple Assault	0	0.0	0	0.0
Intimidation	0	0.0	0	0.0
Stalking	0	0.0	0	0.0
Arson	0	0.0	0	0.0
Extortion/Blackmail	0	0.0	0	0.0
Burglary	0	0.0	0	0.0
Larceny/Theft Offenses (Total)	4	0.6	1	25.0
Theft - Pocket-picking	0	0.0	0	0.0
Theft - Purse Snatching	0	0.0	0	0.0
Theft - Shoplifting	0	0.0	0	0.0
Theft From Building	2	0.3	0	0.0
Theft From Coin Machine	0	0.0	0	0.0
Theft From Motor Vehicle	2	0.3	1	50.0
Theft of Motor Vehicle Parts	0	0.0	0	0.0
Theft - All Other Larceny	0	0.0	0	0.0
Motor Vehicle Theft	0	0.0	0	0.0
Counterfeiting/Forgery	0	0.0	0	0.0
Fraud Offenses (Total)	0	0.0	0	0.0
Fraud - Computer Hacking/Invasion	0	0.0	0	0.0
Fraud - Credit Card/ATM	0	0.0	0	0.0
Fraud - False Pretenses	0	0.0	0	0.0
Fraud - Identity Theft	0	0.0	0	0.0
Fraud - Impersonation	0	0.0	0	0.0
Fraud - Welfare	0	0.0	0	0.0
Fraud - Wire	0	0.0	0	0.0
Embezzlement	0	0.0	0	0.0
Stolen Property Offenses	0	0.0	0	0.0
Destruction/Damage/Vandalism	1	0.1	0	0.0
Drug/Narcotic Violations (Total)	1	0.1	1	100.0
Drug/Narcotic Violations	1	0.1	1	100.0
Drug/Narcotic Equipment Violations	0	0.0	0	0.0

GROUP A OFFENSES	Offense	Rate per 1,000	Cleared	% Cleared
Sex Offenses (Non forcible) (Total)	0	0.0	0	0.0
Incest	0	0.0	0	0.0
Statutory Rape	0	0.0	0	0.0
Pornography/Obscene Material	0	0.0	0	0.0
Gambling Offenses (Total)	0	0.0	0	0.0
Gambling - Betting/Wagering	0	0.0	0	0.0
Gambling - Operating/Promoting	0	0.0	0	0.0
Gambling - Equipment Violations	0	0.0	0	0.0
Gambling - Sports Tampering	0	0.0	0	0.0
Prostitution Offenses (Total)	0	0.0	0	0.0
Prostitution	0	0.0	0	0.0
Prostitution Assisting/Promoting	0	0.0	0	0.0
Purchasing Prostitution	0	0.0	0	0.0
Human Trafficking Offenses (Total)	0	0.0	0	0.0
Commercial Sex Acts	0	0.0	0	0.0
Involuntary Servitude	0	0.0	0	0.0
Bribery	0	0.0	0	0.0
Weapon Law Violations	0	0.0	0	0.0
Animal Cruelty	0	0.0	0	0.0

GROUP B OFFENSES	Offenses	Rate per 1,000
Bad Checks	0	0.0
Curfew/Vagrancy	0	0.0
Disorderly Conduct	1	0.1
DUI	0	0.0
Drunkenness	0	0.0
Family-Non Violent	0	0.0
Liquor Law Violations	0	0.0
Peeping Tom	0	0.0
Trespass	2	0.3
All Other Offenses	0	0.0

2019 Fall Term Campus Population	
Undergraduate Enrollment	6,408
Graduate Enrollment	0
Staff Personnel	226
Faculty Personnel	245
Security Personnel	21
Total Campus Population	6,900



Northeast State Community College - 2019

GROUP A OFFENSES	Offense	Rate per 1,000	Cleared	% Cleared
Homicide Offenses (Total)	0	0.0	0	0.0
Murder	0	0.0	0	0.0
Negligent Manslaughter	0	0.0	0	0.0
Negligent Vehicular Manslaughter	0	0.0	0	0.0
Kidnapping/Abduction	0	0.0	0	0.0
Sex Offenses (Forcible) (Total)	1	0.2	0	0.0
Forcible Rape	0	0.0	0	0.0
Forcible Sodomy	0	0.0	0	0.0
Sexual Assault W/Object	0	0.0	0	0.0
Forcible Fondling	1	0.2	0	0.0
Robbery	0	0.0	0	0.0
Assault Offenses (Total)	4	0.7	1	25.0
Aggravated Assault	0	0.0	0	0.0
Simple Assault	4	0.7	1	25.0
Intimidation	0	0.0	0	0.0
Stalking	0	0.0	0	0.0
Arson	0	0.0	0	0.0
Extortion/Blackmail	0	0.0	0	0.0
Burglary	1	0.2	0	0.0
Larceny/Theft Offenses (Total)	3	0.5	1	33.3
Theft - Pocket-picking	0	0.0	0	0.0
Theft - Purse Snatching	0	0.0	0	0.0
Theft - Shoplifting	0	0.0	0	0.0
Theft From Building	3	0.5	1	33.3
Theft From Coin Machine	0	0.0	0	0.0
Theft From Motor Vehicle	0	0.0	0	0.0
Theft of Motor Vehicle Parts	0	0.0	0	0.0
Theft - All Other Larceny	0	0.0	0	0.0
Motor Vehicle Theft	0	0.0	0	0.0
Counterfeiting/Forgery	0	0.0	0	0.0
Fraud Offenses (Total)	0	0.0	0	0.0
Fraud - Computer Hacking/Invasion	0	0.0	0	0.0
Fraud - Credit Card/ATM	0	0.0	0	0.0
Fraud - False Pretenses	0	0.0	0	0.0
Fraud - Identity Theft	0	0.0	0	0.0
Fraud - Impersonation	0	0.0	0	0.0
Fraud - Welfare	0	0.0	0	0.0
Fraud - Wire	0	0.0	0	0.0
Embezzlement	0	0.0	0	0.0
Stolen Property Offenses	0	0.0	0	0.0
Destruction/Damage/Vandalism	5	0.9	0	0.0
Drug/Narcotic Violations (Total)	2	0.4	2	100.0
Drug/Narcotic Violations	1	0.2	1	100.0
Drug/Narcotic Equipment Violations	1	0.2	1	100.0

GROUP A OFFENSES	Offense	Rate per 1,000	Cleared	% Cleared
Sex Offenses (Non forcible) (Total)	0	0.0	0	0.0
Incest	0	0.0	0	0.0
Statutory Rape	0	0.0	0	0.0
Pornography/Obscene Material	0	0.0	0	0.0
Gambling Offenses (Total)	0	0.0	0	0.0
Gambling - Betting/Wagering	0	0.0	0	0.0
Gambling - Operating/Promoting	0	0.0	0	0.0
Gambling - Equipment Violations	0	0.0	0	0.0
Gambling - Sports Tampering	0	0.0	0	0.0
Prostitution Offenses (Total)	0	0.0	0	0.0
Prostitution	0	0.0	0	0.0
Prostitution Assisting/Promoting	0	0.0	0	0.0
Purchasing Prostitution	0	0.0	0	0.0
Human Trafficking Offenses (Total)	0	0.0	0	0.0
Commercial Sex Acts	0	0.0	0	0.0
Involuntary Servitude	0	0.0	0	0.0
Bribery	0	0.0	0	0.0
Weapon Law Violations	0	0.0	0	0.0
Animal Cruelty	0	0.0	0	0.0

GROUP B OFFENSES	Offenses	Rate per 1,000
Bad Checks	0	0.0
Curfew/Vagrancy	0	0.0
Disorderly Conduct	0	0.0
DUI	0	0.0
Drunkenness	0	0.0
Family-Non Violent	0	0.0
Liquor Law Violations	0	0.0
Peeping Tom	0	0.0
Trespass	0	0.0
All Other Offenses	1	0.2

2019 Fall Term Campus Population	
Undergraduate Enrollment	5,141
Graduate Enrollment	0
Staff Personnel	223
Faculty Personnel	142
Security Personnel	20
Total Campus Population	5,526



O'More College of Design - 2019

GROUP A OFFENSES	Offense	Rate per 1,000	Cleared	% Cleared
Homicide Offenses (Total)	0	0.0	0	0.0
Murder	0	0.0	0	0.0
Negligent Manslaughter	0	0.0	0	0.0
Negligent Vehicular Manslaughter	0	0.0	0	0.0
Kidnapping/Abduction	0	0.0	0	0.0
Sex Offenses (Forcible) (Total)	0	0.0	0	0.0
Forcible Rape	0	0.0	0	0.0
Forcible Sodomy	0	0.0	0	0.0
Sexual Assault W/Object	0	0.0	0	0.0
Forcible Fondling	0	0.0	0	0.0
Robbery	0	0.0	0	0.0
Assault Offenses (Total)	0	0.0	0	0.0
Aggravated Assault	0	0.0	0	0.0
Simple Assault	0	0.0	0	0.0
Intimidation	0	0.0	0	0.0
Stalking	0	0.0	0	0.0
Arson	0	0.0	0	0.0
Extortion/Blackmail	0	0.0	0	0.0
Burglary	0	0.0	0	0.0
Larceny/Theft Offenses (Total)	0	0.0	0	0.0
Theft - Pocket-picking	0	0.0	0	0.0
Theft - Purse Snatching	0	0.0	0	0.0
Theft - Shoplifting	0	0.0	0	0.0
Theft From Building	0	0.0	0	0.0
Theft From Coin Machine	0	0.0	0	0.0
Theft From Motor Vehicle	0	0.0	0	0.0
Theft of Motor Vehicle Parts	0	0.0	0	0.0
Theft - All Other Larceny	0	0.0	0	0.0
Motor Vehicle Theft	0	0.0	0	0.0
Counterfeiting/Forgery	0	0.0	0	0.0
Fraud Offenses (Total)	0	0.0	0	0.0
Fraud - Computer Hacking/Invasion	0	0.0	0	0.0
Fraud - Credit Card/ATM	0	0.0	0	0.0
Fraud - False Pretenses	0	0.0	0	0.0
Fraud - Identity Theft	0	0.0	0	0.0
Fraud - Impersonation	0	0.0	0	0.0
Fraud - Welfare	0	0.0	0	0.0
Fraud - Wire	0	0.0	0	0.0
Embezzlement	0	0.0	0	0.0
Stolen Property Offenses	0	0.0	0	0.0
Destruction/Damage/Vandalism	0	0.0	0	0.0
Drug/Narcotic Violations (Total)	0	0.0	0	0.0
Drug/Narcotic Violations	0	0.0	0	0.0
Drug/Narcotic Equipment Violations	0	0.0	0	0.0

GROUP A OFFENSES	Offense	Rate per 1,000	Cleared	% Cleared
Sex Offenses (Non forcible) (Total)	0	0.0	0	0.0
Incest	0	0.0	0	0.0
Statutory Rape	0	0.0	0	0.0
Pornography/Obscene Material	0	0.0	0	0.0
Gambling Offenses (Total)	0	0.0	0	0.0
Gambling - Betting/Wagering	0	0.0	0	0.0
Gambling - Operating/Promoting	0	0.0	0	0.0
Gambling - Equipment Violations	0	0.0	0	0.0
Gambling - Sports Tampering	0	0.0	0	0.0
Prostitution Offenses (Total)	0	0.0	0	0.0
Prostitution	0	0.0	0	0.0
Prostitution Assisting/Promoting	0	0.0	0	0.0
Purchasing Prostitution	0	0.0	0	0.0
Human Trafficking Offenses (Total)	0	0.0	0	0.0
Commercial Sex Acts	0	0.0	0	0.0
Involuntary Servitude	0	0.0	0	0.0
Bribery	0	0.0	0	0.0
Weapon Law Violations	0	0.0	0	0.0
Animal Cruelty	0	0.0	0	0.0

GROUP B OFFENSES	Offenses	Rate per 1,000
Bad Checks	0	0.0
Curfew/Vagrancy	0	0.0
Disorderly Conduct	0	0.0
DUI	0	0.0
Drunkenness	0	0.0
Family-Non Violent	0	0.0
Liquor Law Violations	0	0.0
Peeping Tom	0	0.0
Trespass	0	0.0
All Other Offenses	0	0.0

2019 Fall Term Campus Population	
Undergraduate Enrollment	
Graduate Enrollment	
Staff Personnel	
Faculty Personnel	
Security Personnel	
Total Campus Population	



Pellissippi State Community College - 2019

GROUP A OFFENSES	Offense	Rate per 1,000	Cleared	% Cleared
Homicide Offenses (Total)	0	0.0	0	0.0
Murder	0	0.0	0	0.0
Negligent Manslaughter	0	0.0	0	0.0
Negligent Vehicular Manslaughter	0	0.0	0	0.0
Kidnapping/Abduction	0	0.0	0	0.0
Sex Offenses (Forcible) (Total)	0	0.0	0	0.0
Forcible Rape	0	0.0	0	0.0
Forcible Sodomy	0	0.0	0	0.0
Sexual Assault W/Object	0	0.0	0	0.0
Forcible Fondling	0	0.0	0	0.0
Robbery	0	0.0	0	0.0
Assault Offenses (Total)	14	1.4	5	35.7
Aggravated Assault	0	0.0	0	0.0
Simple Assault	1	0.1	1	100.0
Intimidation	8	0.8	3	37.5
Stalking	5	0.5	1	20.0
Arson	0	0.0	0	0.0
Extortion/Blackmail	0	0.0	0	0.0
Burglary	0	0.0	0	0.0
Larceny/Theft Offenses (Total)	19	1.9	0	0.0
Theft - Pocket-picking	0	0.0	0	0.0
Theft - Purse Snatching	0	0.0	0	0.0
Theft - Shoplifting	0	0.0	0	0.0
Theft From Building	12	1.2	0	0.0
Theft From Coin Machine	0	0.0	0	0.0
Theft From Motor Vehicle	3	0.3	0	0.0
Theft of Motor Vehicle Parts	2	0.2	0	0.0
Theft - All Other Larceny	2	0.2	0	0.0
Motor Vehicle Theft	2	0.2	0	0.0
Counterfeiting/Forgery	0	0.0	0	0.0
Fraud Offenses (Total)	0	0.0	0	0.0
Fraud - Computer Hacking/Invasion	0	0.0	0	0.0
Fraud - Credit Card/ATM	0	0.0	0	0.0
Fraud - False Pretenses	0	0.0	0	0.0
Fraud - Identity Theft	0	0.0	0	0.0
Fraud - Impersonation	0	0.0	0	0.0
Fraud - Welfare	0	0.0	0	0.0
Fraud - Wire	0	0.0	0	0.0
Embezzlement	0	0.0	0	0.0
Stolen Property Offenses	0	0.0	0	0.0
Destruction/Damage/Vandalism	33	3.3	1	3.0
Drug/Narcotic Violations (Total)	4	0.4	2	50.0
Drug/Narcotic Violations	2	0.2	1	50.0
Drug/Narcotic Equipment Violations	2	0.2	1	50.0

GROUP A OFFENSES	Offense	Rate per 1,000	Cleared	% Cleared
Sex Offenses (Non forcible) (Total)	0	0.0	0	0.0
Incest	0	0.0	0	0.0
Statutory Rape	0	0.0	0	0.0
Pornography/Obscene Material	0	0.0	0	0.0
Gambling Offenses (Total)	0	0.0	0	0.0
Gambling - Betting/Wagering	0	0.0	0	0.0
Gambling - Operating/Promoting	0	0.0	0	0.0
Gambling - Equipment Violations	0	0.0	0	0.0
Gambling - Sports Tampering	0	0.0	0	0.0
Prostitution Offenses (Total)	0	0.0	0	0.0
Prostitution	0	0.0	0	0.0
Prostitution Assisting/Promoting	0	0.0	0	0.0
Purchasing Prostitution	0	0.0	0	0.0
Human Trafficking Offenses (Total)	0	0.0	0	0.0
Commercial Sex Acts	0	0.0	0	0.0
Involuntary Servitude	0	0.0	0	0.0
Bribery	0	0.0	0	0.0
Weapon Law Violations	0	0.0	0	0.0
Animal Cruelty	0	0.0	0	0.0

GROUP B OFFENSES	Offenses	Rate per 1,000
Bad Checks	0	0.0
Curfew/Vagrancy	0	0.0
Disorderly Conduct	4	0.4
DUI	0	0.0
Drunkenness	0	0.0
Family-Non Violent	0	0.0
Liquor Law Violations	0	0.0
Peeping Tom	0	0.0
Trespass	0	0.0
All Other Offenses	0	0.0

2019 Fall Term Campus Population	
Undergraduate Enrollment	8,973
Graduate Enrollment	0
Staff Personnel	545
Faculty Personnel	593
Security Personnel	29
Total Campus Population	10,140



Pentecostal Theological Seminary - 2019

GROUP A OFFENSES	Offense	Rate per 1,000	Cleared	% Cleared
Homicide Offenses (Total)	0	0.0	0	0.0
Murder	0	0.0	0	0.0
Negligent Manslaughter	0	0.0	0	0.0
Negligent Vehicular Manslaughter	0	0.0	0	0.0
Kidnapping/Abduction	0	0.0	0	0.0
Sex Offenses (Forcible) (Total)	0	0.0	0	0.0
Forcible Rape	0	0.0	0	0.0
Forcible Sodomy	0	0.0	0	0.0
Sexual Assault W/Object	0	0.0	0	0.0
Forcible Fondling	0	0.0	0	0.0
Robbery	0	0.0	0	0.0
Assault Offenses (Total)	0	0.0	0	0.0
Aggravated Assault	0	0.0	0	0.0
Simple Assault	0	0.0	0	0.0
Intimidation	0	0.0	0	0.0
Stalking	0	0.0	0	0.0
Arson	0	0.0	0	0.0
Extortion/Blackmail	0	0.0	0	0.0
Burglary	0	0.0	0	0.0
Larceny/Theft Offenses (Total)	0	0.0	0	0.0
Theft - Pocket-picking	0	0.0	0	0.0
Theft - Purse Snatching	0	0.0	0	0.0
Theft - Shoplifting	0	0.0	0	0.0
Theft From Building	0	0.0	0	0.0
Theft From Coin Machine	0	0.0	0	0.0
Theft From Motor Vehicle	0	0.0	0	0.0
Theft of Motor Vehicle Parts	0	0.0	0	0.0
Theft - All Other Larceny	0	0.0	0	0.0
Motor Vehicle Theft	0	0.0	0	0.0
Counterfeiting/Forgery	0	0.0	0	0.0
Fraud Offenses (Total)	0	0.0	0	0.0
Fraud - Computer Hacking/Invasion	0	0.0	0	0.0
Fraud - Credit Card/ATM	0	0.0	0	0.0
Fraud - False Pretenses	0	0.0	0	0.0
Fraud - Identity Theft	0	0.0	0	0.0
Fraud - Impersonation	0	0.0	0	0.0
Fraud - Welfare	0	0.0	0	0.0
Fraud - Wire	0	0.0	0	0.0
Embezzlement	0	0.0	0	0.0
Stolen Property Offenses	0	0.0	0	0.0
Destruction/Damage/Vandalism	0	0.0	0	0.0
Drug/Narcotic Violations (Total)	0	0.0	0	0.0
Drug/Narcotic Violations	0	0.0	0	0.0
Drug/Narcotic Equipment Violations	0	0.0	0	0.0

GROUP A OFFENSES	Offense	Rate per 1,000	Cleared	% Cleared
Sex Offenses (Non forcible) (Total)	0	0.0	0	0.0
Incest	0	0.0	0	0.0
Statutory Rape	0	0.0	0	0.0
Pornography/Obscene Material	0	0.0	0	0.0
Gambling Offenses (Total)	0	0.0	0	0.0
Gambling - Betting/Wagering	0	0.0	0	0.0
Gambling - Operating/Promoting	0	0.0	0	0.0
Gambling - Equipment Violations	0	0.0	0	0.0
Gambling - Sports Tampering	0	0.0	0	0.0
Prostitution Offenses (Total)	0	0.0	0	0.0
Prostitution	0	0.0	0	0.0
Prostitution Assisting/Promoting	0	0.0	0	0.0
Purchasing Prostitution	0	0.0	0	0.0
Human Trafficking Offenses (Total)	0	0.0	0	0.0
Commercial Sex Acts	0	0.0	0	0.0
Involuntary Servitude	0	0.0	0	0.0
Bribery	0	0.0	0	0.0
Weapon Law Violations	0	0.0	0	0.0
Animal Cruelty	0	0.0	0	0.0

GROUP B OFFENSES	Offenses	Rate per 1,000
Bad Checks	0	0.0
Curfew/Vagrancy	0	0.0
Disorderly Conduct	0	0.0
DUI	0	0.0
Drunkenness	0	0.0
Family-Non Violent	0	0.0
Liquor Law Violations	0	0.0
Peeping Tom	0	0.0
Trespass	0	0.0
All Other Offenses	0	0.0

2019 Fall Term Campus Population	
Undergraduate Enrollment	96
Graduate Enrollment	263
Staff Personnel	36
Faculty Personnel	18
Security Personnel	0
Total Campus Population	413



Rhodes College - 2019

GROUP A OFFENSES	Offense	Rate per 1,000	Cleared	% Cleared
Homicide Offenses (Total)	0	0.0	0	0.0
Murder	0	0.0	0	0.0
Negligent Manslaughter	0	0.0	0	0.0
Negligent Vehicular Manslaughter	0	0.0	0	0.0
Kidnapping/Abduction	0	0.0	0	0.0
Sex Offenses (Forcible) (Total)	5	2.0	1	20.0
Forcible Rape	4	1.6	1	25.0
Forcible Sodomy	0	0.0	0	0.0
Sexual Assault W/Object	0	0.0	0	0.0
Forcible Fondling	1	0.4	0	0.0
Robbery	0	0.0	0	0.0
Assault Offenses (Total)	19	7.4	15	78.9
Aggravated Assault	0	0.0	0	0.0
Simple Assault	10	3.9	8	80.0
Intimidation	7	2.7	6	85.7
Stalking	2	0.8	1	50.0
Arson	0	0.0	0	0.0
Extortion/Blackmail	0	0.0	0	0.0
Burglary	2	0.8	0	0.0
Larceny/Theft Offenses (Total)	43	16.8	1	2.3
Theft - Pocket-picking	0	0.0	0	0.0
Theft - Purse Snatching	0	0.0	0	0.0
Theft - Shoplifting	0	0.0	0	0.0
Theft From Building	25	9.8	0	0.0
Theft From Coin Machine	0	0.0	0	0.0
Theft From Motor Vehicle	8	3.1	1	12.5
Theft of Motor Vehicle Parts	1	0.4	0	0.0
Theft - All Other Larceny	9	3.5	0	0.0
Motor Vehicle Theft	1	0.4	0	0.0
Counterfeiting/Forgery	3	1.2	2	66.7
Fraud Offenses (Total)	1	0.4	0	0.0
Fraud - Computer Hacking/Invasion	0	0.0	0	0.0
Fraud - Credit Card/ATM	1	0.4	0	0.0
Fraud - False Pretenses	0	0.0	0	0.0
Fraud - Identity Theft	0	0.0	0	0.0
Fraud - Impersonation	0	0.0	0	0.0
Fraud - Welfare	0	0.0	0	0.0
Fraud - Wire	0	0.0	0	0.0
Embezzlement	0	0.0	0	0.0
Stolen Property Offenses	0	0.0	0	0.0
Destruction/Damage/Vandalism	13	5.1	1	7.7
Drug/Narcotic Violations (Total)	5	2.0	5	100.0
Drug/Narcotic Violations	3	1.2	3	100.0
Drug/Narcotic Equipment Violations	2	0.8	2	100.0

GROUP A OFFENSES	Offense	Rate per 1,000	Cleared	% Cleared
Sex Offenses (Non forcible) (Total)	0	0.0	0	0.0
Incest	0	0.0	0	0.0
Statutory Rape	0	0.0	0	0.0
Pornography/Obscene Material	0	0.0	0	0.0
Gambling Offenses (Total)	0	0.0	0	0.0
Gambling - Betting/Wagering	0	0.0	0	0.0
Gambling - Operating/Promoting	0	0.0	0	0.0
Gambling - Equipment Violations	0	0.0	0	0.0
Gambling - Sports Tampering	0	0.0	0	0.0
Prostitution Offenses (Total)	0	0.0	0	0.0
Prostitution	0	0.0	0	0.0
Prostitution Assisting/Promoting	0	0.0	0	0.0
Purchasing Prostitution	0	0.0	0	0.0
Human Trafficking Offenses (Total)	0	0.0	0	0.0
Commercial Sex Acts	0	0.0	0	0.0
Involuntary Servitude	0	0.0	0	0.0
Bribery	0	0.0	0	0.0
Weapon Law Violations	0	0.0	0	0.0
Animal Cruelty	0	0.0	0	0.0

GROUP B OFFENSES	Offenses	Rate per 1,000
Bad Checks	0	0.0
Curfew/Vagrancy	0	0.0
Disorderly Conduct	5	2.0
DUI	0	0.0
Drunkenness	0	0.0
Family-Non Violent	0	0.0
Liquor Law Violations	65	25.5
Peeping Tom	0	0.0
Trespass	3	1.2
All Other Offenses	0	0.0

2019 Fall Term Campus Population	
Undergraduate Enrollment	1,963
Graduate Enrollment	20
Staff Personnel	340
Faculty Personnel	200
Security Personnel	30
Total Campus Population	2,553



Roane State Community College - 2019

GROUP A OFFENSES	Offense	Rate per 1,000	Cleared	% Cleared
Homicide Offenses (Total)	0	0.0	0	0.0
Murder	0	0.0	0	0.0
Negligent Manslaughter	0	0.0	0	0.0
Negligent Vehicular Manslaughter	0	0.0	0	0.0
Kidnapping/Abduction	0	0.0	0	0.0
Sex Offenses (Forcible) (Total)	0	0.0	0	0.0
Forcible Rape	0	0.0	0	0.0
Forcible Sodomy	0	0.0	0	0.0
Sexual Assault W/Object	0	0.0	0	0.0
Forcible Fondling	0	0.0	0	0.0
Robbery	0	0.0	0	0.0
Assault Offenses (Total)	3	0.6	1	33.3
Aggravated Assault	0	0.0	0	0.0
Simple Assault	0	0.0	0	0.0
Intimidation	1	0.2	0	0.0
Stalking	2	0.4	1	50.0
Arson	0	0.0	0	0.0
Extortion/Blackmail	0	0.0	0	0.0
Burglary	2	0.4	2	100.0
Larceny/Theft Offenses (Total)	2	0.4	0	0.0
Theft - Pocket-picking	0	0.0	0	0.0
Theft - Purse Snatching	0	0.0	0	0.0
Theft - Shoplifting	0	0.0	0	0.0
Theft From Building	1	0.2	0	0.0
Theft From Coin Machine	0	0.0	0	0.0
Theft From Motor Vehicle	1	0.2	0	0.0
Theft of Motor Vehicle Parts	0	0.0	0	0.0
Theft - All Other Larceny	0	0.0	0	0.0
Motor Vehicle Theft	0	0.0	0	0.0
Counterfeiting/Forgery	0	0.0	0	0.0
Fraud Offenses (Total)	2	0.4	0	0.0
Fraud - Computer Hacking/Invasion	0	0.0	0	0.0
Fraud - Credit Card/ATM	0	0.0	0	0.0
Fraud - False Pretenses	0	0.0	0	0.0
Fraud - Identity Theft	1	0.2	0	0.0
Fraud - Impersonation	0	0.0	0	0.0
Fraud - Welfare	0	0.0	0	0.0
Fraud - Wire	1	0.2	0	0.0
Embezzlement	0	0.0	0	0.0
Stolen Property Offenses	0	0.0	0	0.0
Destruction/Damage/Vandalism	1	0.2	0	0.0
Drug/Narcotic Violations (Total)	0	0.0	0	0.0
Drug/Narcotic Violations	0	0.0	0	0.0
Drug/Narcotic Equipment Violations	0	0.0	0	0.0

GROUP A OFFENSES	Offense	Rate per 1,000	Cleared	% Cleared
Sex Offenses (Non forcible) (Total)	0	0.0	0	0.0
Incest	0	0.0	0	0.0
Statutory Rape	0	0.0	0	0.0
Pornography/Obscene Material	0	0.0	0	0.0
Gambling Offenses (Total)	0	0.0	0	0.0
Gambling - Betting/Wagering	0	0.0	0	0.0
Gambling - Operating/Promoting	0	0.0	0	0.0
Gambling - Equipment Violations	0	0.0	0	0.0
Gambling - Sports Tampering	0	0.0	0	0.0
Prostitution Offenses (Total)	0	0.0	0	0.0
Prostitution	0	0.0	0	0.0
Prostitution Assisting/Promoting	0	0.0	0	0.0
Purchasing Prostitution	0	0.0	0	0.0
Human Trafficking Offenses (Total)	0	0.0	0	0.0
Commercial Sex Acts	0	0.0	0	0.0
Involuntary Servitude	0	0.0	0	0.0
Bribery	0	0.0	0	0.0
Weapon Law Violations	0	0.0	0	0.0
Animal Cruelty	0	0.0	0	0.0

GROUP B OFFENSES	Offenses	Rate per 1,000
Bad Checks	0	0.0
Curfew/Vagrancy	0	0.0
Disorderly Conduct	0	0.0
DUI	0	0.0
Drunkenness	0	0.0
Family-Non Violent	0	0.0
Liquor Law Violations	0	0.0
Peeping Tom	0	0.0
Trespass	0	0.0
All Other Offenses	2	0.4

2019 Fall Term Campus Population	
Undergraduate Enrollment	3,985
Graduate Enrollment	0
Staff Personnel	403
Faculty Personnel	379
Security Personnel	11
Total Campus Population	4,778



South College - 2019

GROUP A OFFENSES	Offense	Rate per 1,000	Cleared	% Cleared
Homicide Offenses (Total)	0	0.0	0	0.0
Murder	0	0.0	0	0.0
Negligent Manslaughter	0	0.0	0	0.0
Negligent Vehicular Manslaughter	0	0.0	0	0.0
Kidnapping/Abduction	0	0.0	0	0.0
Sex Offenses (Forcible) (Total)	0	0.0	0	0.0
Forcible Rape	0	0.0	0	0.0
Forcible Sodomy	0	0.0	0	0.0
Sexual Assault W/Object	0	0.0	0	0.0
Forcible Fondling	0	0.0	0	0.0
Robbery	0	0.0	0	0.0
Assault Offenses (Total)	0	0.0	0	0.0
Aggravated Assault	0	0.0	0	0.0
Simple Assault	0	0.0	0	0.0
Intimidation	0	0.0	0	0.0
Stalking	0	0.0	0	0.0
Arson	0	0.0	0	0.0
Extortion/Blackmail	0	0.0	0	0.0
Burglary	0	0.0	0	0.0
Larceny/Theft Offenses (Total)	0	0.0	0	0.0
Theft - Pocket-picking	0	0.0	0	0.0
Theft - Purse Snatching	0	0.0	0	0.0
Theft - Shoplifting	0	0.0	0	0.0
Theft From Building	0	0.0	0	0.0
Theft From Coin Machine	0	0.0	0	0.0
Theft From Motor Vehicle	0	0.0	0	0.0
Theft of Motor Vehicle Parts	0	0.0	0	0.0
Theft - All Other Larceny	0	0.0	0	0.0
Motor Vehicle Theft	0	0.0	0	0.0
Counterfeiting/Forgery	0	0.0	0	0.0
Fraud Offenses (Total)	0	0.0	0	0.0
Fraud - Computer Hacking/Invasion	0	0.0	0	0.0
Fraud - Credit Card/ATM	0	0.0	0	0.0
Fraud - False Pretenses	0	0.0	0	0.0
Fraud - Identity Theft	0	0.0	0	0.0
Fraud - Impersonation	0	0.0	0	0.0
Fraud - Welfare	0	0.0	0	0.0
Fraud - Wire	0	0.0	0	0.0
Embezzlement	0	0.0	0	0.0
Stolen Property Offenses	0	0.0	0	0.0
Destruction/Damage/Vandalism	0	0.0	0	0.0
Drug/Narcotic Violations (Total)	0	0.0	0	0.0
Drug/Narcotic Violations	0	0.0	0	0.0
Drug/Narcotic Equipment Violations	0	0.0	0	0.0

GROUP A OFFENSES	Offense	Rate per 1,000	Cleared	% Cleared
Sex Offenses (Non forcible) (Total)	0	0.0	0	0.0
Incest	0	0.0	0	0.0
Statutory Rape	0	0.0	0	0.0
Pornography/Obscene Material	0	0.0	0	0.0
Gambling Offenses (Total)	0	0.0	0	0.0
Gambling - Betting/Wagering	0	0.0	0	0.0
Gambling - Operating/Promoting	0	0.0	0	0.0
Gambling - Equipment Violations	0	0.0	0	0.0
Gambling - Sports Tampering	0	0.0	0	0.0
Prostitution Offenses (Total)	0	0.0	0	0.0
Prostitution	0	0.0	0	0.0
Prostitution Assisting/Promoting	0	0.0	0	0.0
Purchasing Prostitution	0	0.0	0	0.0
Human Trafficking Offenses (Total)	0	0.0	0	0.0
Commercial Sex Acts	0	0.0	0	0.0
Involuntary Servitude	0	0.0	0	0.0
Bribery	0	0.0	0	0.0
Weapon Law Violations	0	0.0	0	0.0
Animal Cruelty	0	0.0	0	0.0

GROUP B OFFENSES	Offenses	Rate per 1,000
Bad Checks	0	0.0
Curfew/Vagrancy	0	0.0
Disorderly Conduct	0	0.0
DUI	0	0.0
Drunkenness	0	0.0
Family-Non Violent	0	0.0
Liquor Law Violations	0	0.0
Peeping Tom	0	0.0
Trespass	0	0.0
All Other Offenses	0	0.0

2019 Fall Term Campus Population	
Undergraduate Enrollment	
Graduate Enrollment	
Staff Personnel	
Faculty Personnel	
Security Personnel	
Total Campus Population	



Southern Adventist University - 2019

GROUP A OFFENSES	Offense	Rate per 1,000	Cleared	% Cleared
Homicide Offenses (Total)	0	0.0	0	0.0
Murder	0	0.0	0	0.0
Negligent Manslaughter	0	0.0	0	0.0
Negligent Vehicular Manslaughter	0	0.0	0	0.0
Kidnapping/Abduction	0	0.0	0	0.0
Sex Offenses (Forcible) (Total)	1	0.4	1	100.0
Forcible Rape	1	0.4	1	100.0
Forcible Sodomy	0	0.0	0	0.0
Sexual Assault W/Object	0	0.0	0	0.0
Forcible Fondling	0	0.0	0	0.0
Robbery	0	0.0	0	0.0
Assault Offenses (Total)	10	3.6	4	40.0
Aggravated Assault	0	0.0	0	0.0
Simple Assault	1	0.4	0	0.0
Intimidation	1	0.4	0	0.0
Stalking	8	2.9	4	50.0
Arson	0	0.0	0	0.0
Extortion/Blackmail	0	0.0	0	0.0
Burglary	0	0.0	0	0.0
Larceny/Theft Offenses (Total)	14	5.0	2	14.3
Theft - Pocket-picking	0	0.0	0	0.0
Theft - Purse Snatching	0	0.0	0	0.0
Theft - Shoplifting	0	0.0	0	0.0
Theft From Building	8	2.9	2	25.0
Theft From Coin Machine	0	0.0	0	0.0
Theft From Motor Vehicle	1	0.4	0	0.0
Theft of Motor Vehicle Parts	0	0.0	0	0.0
Theft - All Other Larceny	5	1.8	0	0.0
Motor Vehicle Theft	0	0.0	0	0.0
Counterfeiting/Forgery	0	0.0	0	0.0
Fraud Offenses (Total)	1	0.4	0	0.0
Fraud - Computer Hacking/Invasion	0	0.0	0	0.0
Fraud - Credit Card/ATM	0	0.0	0	0.0
Fraud - False Pretenses	1	0.4	0	0.0
Fraud - Identity Theft	0	0.0	0	0.0
Fraud - Impersonation	0	0.0	0	0.0
Fraud - Welfare	0	0.0	0	0.0
Fraud - Wire	0	0.0	0	0.0
Embezzlement	0	0.0	0	0.0
Stolen Property Offenses	0	0.0	0	0.0
Destruction/Damage/Vandalism	2	0.7	0	0.0
Drug/Narcotic Violations (Total)	0	0.0	0	0.0
Drug/Narcotic Violations	0	0.0	0	0.0
Drug/Narcotic Equipment Violations	0	0.0	0	0.0

GROUP A OFFENSES	Offense	Rate per 1,000	Cleared	% Cleared
Sex Offenses (Non forcible) (Total)	0	0.0	0	0.0
Incest	0	0.0	0	0.0
Statutory Rape	0	0.0	0	0.0
Pornography/Obscene Material	0	0.0	0	0.0
Gambling Offenses (Total)	0	0.0	0	0.0
Gambling - Betting/Wagering	0	0.0	0	0.0
Gambling - Operating/Promoting	0	0.0	0	0.0
Gambling - Equipment Violations	0	0.0	0	0.0
Gambling - Sports Tampering	0	0.0	0	0.0
Prostitution Offenses (Total)	0	0.0	0	0.0
Prostitution	0	0.0	0	0.0
Prostitution Assisting/Promoting	0	0.0	0	0.0
Purchasing Prostitution	0	0.0	0	0.0
Human Trafficking Offenses (Total)	0	0.0	0	0.0
Commercial Sex Acts	0	0.0	0	0.0
Involuntary Servitude	0	0.0	0	0.0
Bribery	0	0.0	0	0.0
Weapon Law Violations	0	0.0	0	0.0
Animal Cruelty	0	0.0	0	0.0

GROUP B OFFENSES	Offenses	Rate per 1,000
Bad Checks	0	0.0
Curfew/Vagrancy	0	0.0
Disorderly Conduct	0	0.0
DUI	1	0.4
Drunkenness	0	0.0
Family-Non Violent	0	0.0
Liquor Law Violations	4	1.4
Peeping Tom	0	0.0
Trespass	0	0.0
All Other Offenses	0	0.0

2019 Fall Term Campus Population	
Undergraduate Enrollment	254
Graduate Enrollment	2,051
Staff Personnel	318
Faculty Personnel	171
Security Personnel	8
Total Campus Population	2,802



Southern College of Optometry - 2019

GROUP A OFFENSES	Offense	Rate per 1,000	Cleared	% Cleared
Homicide Offenses (Total)	0	0.0	0	0.0
Murder	0	0.0	0	0.0
Negligent Manslaughter	0	0.0	0	0.0
Negligent Vehicular Manslaughter	0	0.0	0	0.0
Kidnapping/Abduction	0	0.0	0	0.0
Sex Offenses (Forcible) (Total)	0	0.0	0	0.0
Forcible Rape	0	0.0	0	0.0
Forcible Sodomy	0	0.0	0	0.0
Sexual Assault W/Object	0	0.0	0	0.0
Forcible Fondling	0	0.0	0	0.0
Robbery	0	0.0	0	0.0
Assault Offenses (Total)	0	0.0	0	0.0
Aggravated Assault	0	0.0	0	0.0
Simple Assault	0	0.0	0	0.0
Intimidation	0	0.0	0	0.0
Stalking	0	0.0	0	0.0
Arson	0	0.0	0	0.0
Extortion/Blackmail	0	0.0	0	0.0
Burglary	0	0.0	0	0.0
Larceny/Theft Offenses (Total)	1	1.4	1	100.0
Theft - Pocket-picking	0	0.0	0	0.0
Theft - Purse Snatching	0	0.0	0	0.0
Theft - Shoplifting	0	0.0	0	0.0
Theft From Building	0	0.0	0	0.0
Theft From Coin Machine	0	0.0	0	0.0
Theft From Motor Vehicle	1	1.4	1	100.0
Theft of Motor Vehicle Parts	0	0.0	0	0.0
Theft - All Other Larceny	0	0.0	0	0.0
Motor Vehicle Theft	0	0.0	0	0.0
Counterfeiting/Forgery	2	2.7	0	0.0
Fraud Offenses (Total)	0	0.0	0	0.0
Fraud - Computer Hacking/Invasion	0	0.0	0	0.0
Fraud - Credit Card/ATM	0	0.0	0	0.0
Fraud - False Pretenses	0	0.0	0	0.0
Fraud - Identity Theft	0	0.0	0	0.0
Fraud - Impersonation	0	0.0	0	0.0
Fraud - Welfare	0	0.0	0	0.0
Fraud - Wire	0	0.0	0	0.0
Embezzlement	0	0.0	0	0.0
Stolen Property Offenses	0	0.0	0	0.0
Destruction/Damage/Vandalism	1	1.4	1	100.0
Drug/Narcotic Violations (Total)	0	0.0	0	0.0
Drug/Narcotic Violations	0	0.0	0	0.0
Drug/Narcotic Equipment Violations	0	0.0	0	0.0

GROUP A OFFENSES	Offense	Rate per 1,000	Cleared	% Cleared
Sex Offenses (Non forcible) (Total)	0	0.0	0	0.0
Incest	0	0.0	0	0.0
Statutory Rape	0	0.0	0	0.0
Pornography/Obscene Material	0	0.0	0	0.0
Gambling Offenses (Total)	0	0.0	0	0.0
Gambling - Betting/Wagering	0	0.0	0	0.0
Gambling - Operating/Promoting	0	0.0	0	0.0
Gambling - Equipment Violations	0	0.0	0	0.0
Gambling - Sports Tampering	0	0.0	0	0.0
Prostitution Offenses (Total)	0	0.0	0	0.0
Prostitution	0	0.0	0	0.0
Prostitution Assisting/Promoting	0	0.0	0	0.0
Purchasing Prostitution	0	0.0	0	0.0
Human Trafficking Offenses (Total)	0	0.0	0	0.0
Commercial Sex Acts	0	0.0	0	0.0
Involuntary Servitude	0	0.0	0	0.0
Bribery	0	0.0	0	0.0
Weapon Law Violations	0	0.0	0	0.0
Animal Cruelty	0	0.0	0	0.0

GROUP B OFFENSES	Offenses	Rate per 1,000
Bad Checks	0	0.0
Curfew/Vagrancy	0	0.0
Disorderly Conduct	0	0.0
DUI	0	0.0
Drunkenness	0	0.0
Family-Non Violent	0	0.0
Liquor Law Violations	0	0.0
Peeping Tom	0	0.0
Trespass	0	0.0
All Other Offenses	0	0.0

2019 Fall Term Campus Population	
Undergraduate Enrollment	0
Graduate Enrollment	538
Staff Personnel	134
Faculty Personnel	57
Security Personnel	10
Total Campus Population	739



Southwest Tennessee Community College - 2019

GROUP A OFFENSES	Offense	Rate per 1,000	Cleared	% Cleared
Homicide Offenses (Total)	0	0.0	0	0.0
Murder	0	0.0	0	0.0
Negligent Manslaughter	0	0.0	0	0.0
Negligent Vehicular Manslaughter	0	0.0	0	0.0
Kidnapping/Abduction	0	0.0	0	0.0
Sex Offenses (Forcible) (Total)	1	0.1	0	0.0
Forcible Rape	0	0.0	0	0.0
Forcible Sodomy	0	0.0	0	0.0
Sexual Assault W/Object	0	0.0	0	0.0
Forcible Fondling	1	0.1	0	0.0
Robbery	0	0.0	0	0.0
Assault Offenses (Total)	13	1.4	6	46.2
Aggravated Assault	0	0.0	0	0.0
Simple Assault	8	0.9	5	62.5
Intimidation	4	0.4	1	25.0
Stalking	1	0.1	0	0.0
Arson	0	0.0	0	0.0
Extortion/Blackmail	0	0.0	0	0.0
Burglary	0	0.0	0	0.0
Larceny/Theft Offenses (Total)	8	0.9	1	12.5
Theft - Pocket-picking	0	0.0	0	0.0
Theft - Purse Snatching	0	0.0	0	0.0
Theft - Shoplifting	0	0.0	0	0.0
Theft From Building	4	0.4	1	25.0
Theft From Coin Machine	0	0.0	0	0.0
Theft From Motor Vehicle	3	0.3	0	0.0
Theft of Motor Vehicle Parts	1	0.1	0	0.0
Theft - All Other Larceny	0	0.0	0	0.0
Motor Vehicle Theft	0	0.0	0	0.0
Counterfeiting/Forgery	8	0.9	0	0.0
Fraud Offenses (Total)	14	1.5	0	0.0
Fraud - Computer Hacking/Invasion	0	0.0	0	0.0
Fraud - Credit Card/ATM	0	0.0	0	0.0
Fraud - False Pretenses	8	0.9	0	0.0
Fraud - Identity Theft	0	0.0	0	0.0
Fraud - Impersonation	0	0.0	0	0.0
Fraud - Welfare	0	0.0	0	0.0
Fraud - Wire	6	0.6	0	0.0
Embezzlement	1	0.1	1	100.0
Stolen Property Offenses	0	0.0	0	0.0
Destruction/Damage/Vandalism	3	0.3	0	0.0
Drug/Narcotic Violations (Total)	3	0.3	3	100.0
Drug/Narcotic Violations	1	0.1	1	100.0
Drug/Narcotic Equipment Violations	2	0.2	2	100.0

GROUP A OFFENSES	Offense	Rate per 1,000	Cleared	% Cleared
Sex Offenses (Non forcible) (Total)	0	0.0	0	0.0
Incest	0	0.0	0	0.0
Statutory Rape	0	0.0	0	0.0
Pornography/Obscene Material	0	0.0	0	0.0
Gambling Offenses (Total)	0	0.0	0	0.0
Gambling - Betting/Wagering	0	0.0	0	0.0
Gambling - Operating/Promoting	0	0.0	0	0.0
Gambling - Equipment Violations	0	0.0	0	0.0
Gambling - Sports Tampering	0	0.0	0	0.0
Prostitution Offenses (Total)	0	0.0	0	0.0
Prostitution	0	0.0	0	0.0
Prostitution Assisting/Promoting	0	0.0	0	0.0
Purchasing Prostitution	0	0.0	0	0.0
Human Trafficking Offenses (Total)	0	0.0	0	0.0
Commercial Sex Acts	0	0.0	0	0.0
Involuntary Servitude	0	0.0	0	0.0
Bribery	0	0.0	0	0.0
Weapon Law Violations	0	0.0	0	0.0
Animal Cruelty	0	0.0	0	0.0

GROUP B OFFENSES	Offenses	Rate per 1,000
Bad Checks	0	0.0
Curfew/Vagrancy	0	0.0
Disorderly Conduct	1	0.1
DUI	1	0.1
Drunkenness	0	0.0
Family-Non Violent	1	0.1
Liquor Law Violations	0	0.0
Peeping Tom	0	0.0
Trespass	1	0.1
All Other Offenses	0	0.0

2019 Fall Term Campus Population	
Undergraduate Enrollment	7,825
Graduate Enrollment	0
Staff Personnel	902
Faculty Personnel	475
Security Personnel	51
Total Campus Population	9,253



Tennessee - 2019

GROUP A OFFENSES	Offense	Rate per 1,000	Cleared	% Cleared
Homicide Offenses (Total)	532	0.1	304	57.1
Murder	499	0.1	279	55.9
Negligent Manslaughter	27	0.0	19	70.4
Negligent Vehicular Manslaughter	6	0.0	6	100.0
Kidnapping/Abduction	1,884	0.3	966	51.3
Sex Offenses (Forcible) (Total)	5,481	0.8	1,841	33.6
Forcible Rape	2,213	0.3	705	31.9
Forcible Sodomy	480	0.1	163	34.0
Sexual Assault W/Object	206	0.0	74	35.9
Forcible Fondling	2,582	0.4	899	34.8
Robbery	6,204	0.9	1,452	23.4
Assault Offenses (Total)	137,646	20.5	69,515	50.5
Aggravated Assault	31,462	4.7	16119	51.2
Simple Assault	79,025	11.8	45136	57.1
Intimidation	25,563	3.8	7638	29.9
Stalking	1,596	0.2	622	39.0
Arson	824	0.1	178	21.6
Extortion/Blackmail	373	0.1	44	11.8
Burglary	29,675	4.4	4,772	16.1
Larceny/Theft Offenses (Total)	134,733	20.1	28,768	21.4
Theft - Pocket-picking	710	0.1	48	6.8
Theft - Purse Snatching	217	0.0	30	13.8
Theft - Shoplifting	39,747	5.9	18227	45.9
Theft From Building	22,062	3.3	3871	17.5
Theft From Coin Machine	281	0.0	46	16.4
Theft From Motor Vehicle	32,251	4.8	2304	7.1
Theft of Motor Vehicle Parts	9,019	1.3	375	4.2
Theft - All Other Larceny	30,446	4.5	3867	12.7
Motor Vehicle Theft	19,859	3.0	4,795	24.1
Counterfeiting/Forgery	7,704	1.1	2,235	29.0
Fraud Offenses (Total)	29,043	4.3	6,378	22.0
Fraud - Computer Hacking/Invasion	63	0.0	5	7.9
Fraud - Credit Card/ATM	9,046	1.3	1359	15.0
Fraud - False Pretenses	13,054	1.9	2551	19.5
Fraud - Identity Theft	870	0.1	111	12.8
Fraud - Impersonation	4,658	0.7	2271	48.8
Fraud - Welfare	60	0.0	14	23.3
Fraud - Wire	1,292	0.2	67	5.2
Embezzlement	2,381	0.4	1,051	44.1
Stolen Property Offenses	2,087	0.3	1,651	79.1
Destruction/Damage/Vandalism	46,596	6.9	10,037	21.5
Drug/Narcotic Violations (Total)	90,709	13.5	77,118	85.0
Drug/Narcotic Violations	55,730	8.3	46343	83.2
Drug/Narcotic Equipment Violations	34,979	5.2	30775	88.0

GROUP A OFFENSES	Offense	Rate per 1,000	Cleared	% Cleared
Sex Offenses (Non forcible) (Total)	429	0.1	170	39.6
Incest	26	0.0	9	34.6
Statutory Rape	403	0.1	161	40.0
Pornography/Obscene Material	812	0.1	248	30.5
Gambling Offenses (Total)	36	0.0	22	61.1
Gambling - Betting/Wagering	3	0.0	2	66.7
Gambling - Operating/Promoting	10	0.0	7	70.0
Gambling - Equipment Violations	21	0.0	11	52.4
Gambling - Sports Tampering	2	0.0	2	100.0
Prostitution Offenses (Total)	562	0.1	520	92.5
Prostitution	388	0.1	366	94.3
Prostitution Assisting/Promoting	61	0.0	51	83.6
Purchasing Prostitution	113	0.0	103	91.2
Human Trafficking Offenses (Total)	46	0.0	21	45.7
Commercial Sex Acts	42	0.0	20	47.6
Involuntary Servitude	4	0.0	1	25.0
Bribery	28	0.0	22	78.6
Weapon Law Violations	10,422	1.6	6,988	67.1
Animal Cruelty	473	0.1	192	40.6

GROUP B OFFENSES	Offenses	Rate per 1,000
Bad Checks	506	0.1
Curfew/Vagrancy	739	0.1
Disorderly Conduct	5,859	0.9
DUI	19,511	2.9
Drunkenness	13,365	2.0
Family-Non Violent	3,862	0.6
Liquor Law Violations	3,205	0.5
Peeping Tom	14	0.0
Trespass	7,050	1.0
All Other Offenses	122,931	18.3

2019 Fall Term Campus Population	
Undergraduate Enrollment	246,454
Graduate Enrollment	47,737
Staff Personnel	52,634
Faculty Personnel	22,531
Security Personnel	1,366
Total Campus Population	370,722



Tennessee College of Applied Technology at Athens - 2019

GROUP A OFFENSES	Offense	Rate per 1,000	Cleared	% Cleared
Homicide Offenses (Total)	0	0.0	0	0.0
Murder	0	0.0	0	0.0
Negligent Manslaughter	0	0.0	0	0.0
Negligent Vehicular Manslaughter	0	0.0	0	0.0
Kidnapping/Abduction	0	0.0	0	0.0
Sex Offenses (Forcible) (Total)	0	0.0	0	0.0
Forcible Rape	0	0.0	0	0.0
Forcible Sodomy	0	0.0	0	0.0
Sexual Assault W/Object	0	0.0	0	0.0
Forcible Fondling	0	0.0	0	0.0
Robbery	0	0.0	0	0.0
Assault Offenses (Total)	0	0.0	0	0.0
Aggravated Assault	0	0.0	0	0.0
Simple Assault	0	0.0	0	0.0
Intimidation	0	0.0	0	0.0
Stalking	0	0.0	0	0.0
Arson	0	0.0	0	0.0
Extortion/Blackmail	0	0.0	0	0.0
Burglary	0	0.0	0	0.0
Larceny/Theft Offenses (Total)	0	0.0	0	0.0
Theft - Pocket-picking	0	0.0	0	0.0
Theft - Purse Snatching	0	0.0	0	0.0
Theft - Shoplifting	0	0.0	0	0.0
Theft From Building	0	0.0	0	0.0
Theft From Coin Machine	0	0.0	0	0.0
Theft From Motor Vehicle	0	0.0	0	0.0
Theft of Motor Vehicle Parts	0	0.0	0	0.0
Theft - All Other Larceny	0	0.0	0	0.0
Motor Vehicle Theft	0	0.0	0	0.0
Counterfeiting/Forgery	0	0.0	0	0.0
Fraud Offenses (Total)	0	0.0	0	0.0
Fraud - Computer Hacking/Invasion	0	0.0	0	0.0
Fraud - Credit Card/ATM	0	0.0	0	0.0
Fraud - False Pretenses	0	0.0	0	0.0
Fraud - Identity Theft	0	0.0	0	0.0
Fraud - Impersonation	0	0.0	0	0.0
Fraud - Welfare	0	0.0	0	0.0
Fraud - Wire	0	0.0	0	0.0
Embezzlement	0	0.0	0	0.0
Stolen Property Offenses	0	0.0	0	0.0
Destruction/Damage/Vandalism	0	0.0	0	0.0
Drug/Narcotic Violations (Total)	0	0.0	0	0.0
Drug/Narcotic Violations	0	0.0	0	0.0
Drug/Narcotic Equipment Violations	0	0.0	0	0.0

GROUP A OFFENSES	Offense	Rate per 1,000	Cleared	% Cleared
Sex Offenses (Non forcible) (Total)	0	0.0	0	0.0
Incest	0	0.0	0	0.0
Statutory Rape	0	0.0	0	0.0
Pornography/Obscene Material	0	0.0	0	0.0
Gambling Offenses (Total)	0	0.0	0	0.0
Gambling - Betting/Wagering	0	0.0	0	0.0
Gambling - Operating/Promoting	0	0.0	0	0.0
Gambling - Equipment Violations	0	0.0	0	0.0
Gambling - Sports Tampering	0	0.0	0	0.0
Prostitution Offenses (Total)	0	0.0	0	0.0
Prostitution	0	0.0	0	0.0
Prostitution Assisting/Promoting	0	0.0	0	0.0
Purchasing Prostitution	0	0.0	0	0.0
Human Trafficking Offenses (Total)	0	0.0	0	0.0
Commercial Sex Acts	0	0.0	0	0.0
Involuntary Servitude	0	0.0	0	0.0
Bribery	0	0.0	0	0.0
Weapon Law Violations	0	0.0	0	0.0
Animal Cruelty	0	0.0	0	0.0

GROUP B OFFENSES	Offenses	Rate per 1,000
Bad Checks	0	0.0
Curfew/Vagrancy	0	0.0
Disorderly Conduct	0	0.0
DUI	0	0.0
Drunkenness	0	0.0
Family-Non Violent	0	0.0
Liquor Law Violations	0	0.0
Peeping Tom	0	0.0
Trespass	0	0.0
All Other Offenses	0	0.0

2019 Fall Term Campus Population	
Undergraduate Enrollment	216
Graduate Enrollment	0
Staff Personnel	11
Faculty Personnel	12
Security Personnel	0
Total Campus Population	239



Tennessee College of Applied Technology at Covington - 2019

GROUP A OFFENSES	Offense	Rate per 1,000	Cleared	% Cleared
Homicide Offenses (Total)	0	0.0	0	0.0
Murder	0	0.0	0	0.0
Negligent Manslaughter	0	0.0	0	0.0
Negligent Vehicular Manslaughter	0	0.0	0	0.0
Kidnapping/Abduction	0	0.0	0	0.0
Sex Offenses (Forcible) (Total)	0	0.0	0	0.0
Forcible Rape	0	0.0	0	0.0
Forcible Sodomy	0	0.0	0	0.0
Sexual Assault W/Object	0	0.0	0	0.0
Forcible Fondling	0	0.0	0	0.0
Robbery	0	0.0	0	0.0
Assault Offenses (Total)	0	0.0	0	0.0
Aggravated Assault	0	0.0	0	0.0
Simple Assault	0	0.0	0	0.0
Intimidation	0	0.0	0	0.0
Stalking	0	0.0	0	0.0
Arson	0	0.0	0	0.0
Extortion/Blackmail	0	0.0	0	0.0
Burglary	0	0.0	0	0.0
Larceny/Theft Offenses (Total)	0	0.0	0	0.0
Theft - Pocket-picking	0	0.0	0	0.0
Theft - Purse Snatching	0	0.0	0	0.0
Theft - Shoplifting	0	0.0	0	0.0
Theft From Building	0	0.0	0	0.0
Theft From Coin Machine	0	0.0	0	0.0
Theft From Motor Vehicle	0	0.0	0	0.0
Theft of Motor Vehicle Parts	0	0.0	0	0.0
Theft - All Other Larceny	0	0.0	0	0.0
Motor Vehicle Theft	0	0.0	0	0.0
Counterfeiting/Forgery	0	0.0	0	0.0
Fraud Offenses (Total)	0	0.0	0	0.0
Fraud - Computer Hacking/Invasion	0	0.0	0	0.0
Fraud - Credit Card/ATM	0	0.0	0	0.0
Fraud - False Pretenses	0	0.0	0	0.0
Fraud - Identity Theft	0	0.0	0	0.0
Fraud - Impersonation	0	0.0	0	0.0
Fraud - Welfare	0	0.0	0	0.0
Fraud - Wire	0	0.0	0	0.0
Embezzlement	0	0.0	0	0.0
Stolen Property Offenses	0	0.0	0	0.0
Destruction/Damage/Vandalism	0	0.0	0	0.0
Drug/Narcotic Violations (Total)	0	0.0	0	0.0
Drug/Narcotic Violations	0	0.0	0	0.0
Drug/Narcotic Equipment Violations	0	0.0	0	0.0

GROUP A OFFENSES	Offense	Rate per 1,000	Cleared	% Cleared
Sex Offenses (Non forcible) (Total)	0	0.0	0	0.0
Incest	0	0.0	0	0.0
Statutory Rape	0	0.0	0	0.0
Pornography/Obscene Material	0	0.0	0	0.0
Gambling Offenses (Total)	0	0.0	0	0.0
Gambling - Betting/Wagering	0	0.0	0	0.0
Gambling - Operating/Promoting	0	0.0	0	0.0
Gambling - Equipment Violations	0	0.0	0	0.0
Gambling - Sports Tampering	0	0.0	0	0.0
Prostitution Offenses (Total)	0	0.0	0	0.0
Prostitution	0	0.0	0	0.0
Prostitution Assisting/Promoting	0	0.0	0	0.0
Purchasing Prostitution	0	0.0	0	0.0
Human Trafficking Offenses (Total)	0	0.0	0	0.0
Commercial Sex Acts	0	0.0	0	0.0
Involuntary Servitude	0	0.0	0	0.0
Bribery	0	0.0	0	0.0
Weapon Law Violations	0	0.0	0	0.0
Animal Cruelty	0	0.0	0	0.0

GROUP B OFFENSES	Offenses	Rate per 1,000
Bad Checks	0	0.0
Curfew/Vagrancy	0	0.0
Disorderly Conduct	0	0.0
DUI	0	0.0
Drunkenness	0	0.0
Family-Non Violent	0	0.0
Liquor Law Violations	0	0.0
Peeping Tom	0	0.0
Trespass	0	0.0
All Other Offenses	0	0.0

2019 Fall Term Campus Population	
Undergraduate Enrollment	277
Graduate Enrollment	0
Staff Personnel	10
Faculty Personnel	12
Security Personnel	0
Total Campus Population	299



Tennessee College of Applied Technology at Crossville - 2019

GROUP A OFFENSES	Offense	Rate per 1,000	Cleared	% Cleared
Homicide Offenses (Total)	0	0.0	0	0.0
Murder	0	0.0	0	0.0
Negligent Manslaughter	0	0.0	0	0.0
Negligent Vehicular Manslaughter	0	0.0	0	0.0
Kidnapping/Abduction	0	0.0	0	0.0
Sex Offenses (Forcible) (Total)	0	0.0	0	0.0
Forcible Rape	0	0.0	0	0.0
Forcible Sodomy	0	0.0	0	0.0
Sexual Assault W/Object	0	0.0	0	0.0
Forcible Fondling	0	0.0	0	0.0
Robbery	0	0.0	0	0.0
Assault Offenses (Total)	0	0.0	0	0.0
Aggravated Assault	0	0.0	0	0.0
Simple Assault	0	0.0	0	0.0
Intimidation	0	0.0	0	0.0
Stalking	0	0.0	0	0.0
Arson	0	0.0	0	0.0
Extortion/Blackmail	0	0.0	0	0.0
Burglary	0	0.0	0	0.0
Larceny/Theft Offenses (Total)	0	0.0	0	0.0
Theft - Pocket-picking	0	0.0	0	0.0
Theft - Purse Snatching	0	0.0	0	0.0
Theft - Shoplifting	0	0.0	0	0.0
Theft From Building	0	0.0	0	0.0
Theft From Coin Machine	0	0.0	0	0.0
Theft From Motor Vehicle	0	0.0	0	0.0
Theft of Motor Vehicle Parts	0	0.0	0	0.0
Theft - All Other Larceny	0	0.0	0	0.0
Motor Vehicle Theft	0	0.0	0	0.0
Counterfeiting/Forgery	0	0.0	0	0.0
Fraud Offenses (Total)	0	0.0	0	0.0
Fraud - Computer Hacking/Invasion	0	0.0	0	0.0
Fraud - Credit Card/ATM	0	0.0	0	0.0
Fraud - False Pretenses	0	0.0	0	0.0
Fraud - Identity Theft	0	0.0	0	0.0
Fraud - Impersonation	0	0.0	0	0.0
Fraud - Welfare	0	0.0	0	0.0
Fraud - Wire	0	0.0	0	0.0
Embezzlement	0	0.0	0	0.0
Stolen Property Offenses	0	0.0	0	0.0
Destruction/Damage/Vandalism	0	0.0	0	0.0
Drug/Narcotic Violations (Total)	0	0.0	0	0.0
Drug/Narcotic Violations	0	0.0	0	0.0
Drug/Narcotic Equipment Violations	0	0.0	0	0.0

GROUP A OFFENSES	Offense	Rate per 1,000	Cleared	% Cleared
Sex Offenses (Non forcible) (Total)	0	0.0	0	0.0
Incest	0	0.0	0	0.0
Statutory Rape	0	0.0	0	0.0
Pornography/Obscene Material	0	0.0	0	0.0
Gambling Offenses (Total)	0	0.0	0	0.0
Gambling - Betting/Wagering	0	0.0	0	0.0
Gambling - Operating/Promoting	0	0.0	0	0.0
Gambling - Equipment Violations	0	0.0	0	0.0
Gambling - Sports Tampering	0	0.0	0	0.0
Prostitution Offenses (Total)	0	0.0	0	0.0
Prostitution	0	0.0	0	0.0
Prostitution Assisting/Promoting	0	0.0	0	0.0
Purchasing Prostitution	0	0.0	0	0.0
Human Trafficking Offenses (Total)	0	0.0	0	0.0
Commercial Sex Acts	0	0.0	0	0.0
Involuntary Servitude	0	0.0	0	0.0
Bribery	0	0.0	0	0.0
Weapon Law Violations	0	0.0	0	0.0
Animal Cruelty	0	0.0	0	0.0

GROUP B OFFENSES	Offenses	Rate per 1,000
Bad Checks	0	0.0
Curfew/Vagrancy	0	0.0
Disorderly Conduct	0	0.0
DUI	0	0.0
Drunkenness	0	0.0
Family-Non Violent	0	0.0
Liquor Law Violations	0	0.0
Peeping Tom	0	0.0
Trespass	0	0.0
All Other Offenses	0	0.0

2019 Fall Term Campus Population	
Undergraduate Enrollment	360
Graduate Enrollment	0
Staff Personnel	10
Faculty Personnel	28
Security Personnel	0
Total Campus Population	398



Tennessee College of Applied Technology at Crump - 2019

GROUP A OFFENSES	Offense	Rate per 1,000	Cleared	% Cleared
Homicide Offenses (Total)	0	0.0	0	0.0
Murder	0	0.0	0	0.0
Negligent Manslaughter	0	0.0	0	0.0
Negligent Vehicular Manslaughter	0	0.0	0	0.0
Kidnapping/Abduction	0	0.0	0	0.0
Sex Offenses (Forcible) (Total)	0	0.0	0	0.0
Forcible Rape	0	0.0	0	0.0
Forcible Sodomy	0	0.0	0	0.0
Sexual Assault W/Object	0	0.0	0	0.0
Forcible Fondling	0	0.0	0	0.0
Robbery	0	0.0	0	0.0
Assault Offenses (Total)	0	0.0	0	0.0
Aggravated Assault	0	0.0	0	0.0
Simple Assault	0	0.0	0	0.0
Intimidation	0	0.0	0	0.0
Stalking	0	0.0	0	0.0
Arson	0	0.0	0	0.0
Extortion/Blackmail	0	0.0	0	0.0
Burglary	0	0.0	0	0.0
Larceny/Theft Offenses (Total)	0	0.0	0	0.0
Theft - Pocket-picking	0	0.0	0	0.0
Theft - Purse Snatching	0	0.0	0	0.0
Theft - Shoplifting	0	0.0	0	0.0
Theft From Building	0	0.0	0	0.0
Theft From Coin Machine	0	0.0	0	0.0
Theft From Motor Vehicle	0	0.0	0	0.0
Theft of Motor Vehicle Parts	0	0.0	0	0.0
Theft - All Other Larceny	0	0.0	0	0.0
Motor Vehicle Theft	0	0.0	0	0.0
Counterfeiting/Forgery	0	0.0	0	0.0
Fraud Offenses (Total)	0	0.0	0	0.0
Fraud - Computer Hacking/Invasion	0	0.0	0	0.0
Fraud - Credit Card/ATM	0	0.0	0	0.0
Fraud - False Pretenses	0	0.0	0	0.0
Fraud - Identity Theft	0	0.0	0	0.0
Fraud - Impersonation	0	0.0	0	0.0
Fraud - Welfare	0	0.0	0	0.0
Fraud - Wire	0	0.0	0	0.0
Embezzlement	0	0.0	0	0.0
Stolen Property Offenses	0	0.0	0	0.0
Destruction/Damage/Vandalism	0	0.0	0	0.0
Drug/Narcotic Violations (Total)	0	0.0	0	0.0
Drug/Narcotic Violations	0	0.0	0	0.0
Drug/Narcotic Equipment Violations	0	0.0	0	0.0

GROUP A OFFENSES	Offense	Rate per 1,000	Cleared	% Cleared
Sex Offenses (Non forcible) (Total)	0	0.0	0	0.0
Incest	0	0.0	0	0.0
Statutory Rape	0	0.0	0	0.0
Pornography/Obscene Material	0	0.0	0	0.0
Gambling Offenses (Total)	0	0.0	0	0.0
Gambling - Betting/Wagering	0	0.0	0	0.0
Gambling - Operating/Promoting	0	0.0	0	0.0
Gambling - Equipment Violations	0	0.0	0	0.0
Gambling - Sports Tampering	0	0.0	0	0.0
Prostitution Offenses (Total)	0	0.0	0	0.0
Prostitution	0	0.0	0	0.0
Prostitution Assisting/Promoting	0	0.0	0	0.0
Purchasing Prostitution	0	0.0	0	0.0
Human Trafficking Offenses (Total)	0	0.0	0	0.0
Commercial Sex Acts	0	0.0	0	0.0
Involuntary Servitude	0	0.0	0	0.0
Bribery	0	0.0	0	0.0
Weapon Law Violations	0	0.0	0	0.0
Animal Cruelty	0	0.0	0	0.0

GROUP B OFFENSES	Offenses	Rate per 1,000
Bad Checks	0	0.0
Curfew/Vagrancy	0	0.0
Disorderly Conduct	0	0.0
DUI	0	0.0
Drunkenness	0	0.0
Family-Non Violent	0	0.0
Liquor Law Violations	0	0.0
Peeping Tom	0	0.0
Trespass	0	0.0
All Other Offenses	0	0.0

2019 Fall Term Campus Population	
Undergraduate Enrollment	440
Graduate Enrollment	0
Staff Personnel	11
Faculty Personnel	19
Security Personnel	0
Total Campus Population	470



Tennessee College of Applied Technology at Dickson - 2019

GROUP A OFFENSES	Offense	Rate per 1,000	Cleared	% Cleared
Homicide Offenses (Total)	0	0.0	0	0.0
Murder	0	0.0	0	0.0
Negligent Manslaughter	0	0.0	0	0.0
Negligent Vehicular Manslaughter	0	0.0	0	0.0
Kidnapping/Abduction	0	0.0	0	0.0
Sex Offenses (Forcible) (Total)	0	0.0	0	0.0
Forcible Rape	0	0.0	0	0.0
Forcible Sodomy	0	0.0	0	0.0
Sexual Assault W/Object	0	0.0	0	0.0
Forcible Fondling	0	0.0	0	0.0
Robbery	0	0.0	0	0.0
Assault Offenses (Total)	0	0.0	0	0.0
Aggravated Assault	0	0.0	0	0.0
Simple Assault	0	0.0	0	0.0
Intimidation	0	0.0	0	0.0
Stalking	0	0.0	0	0.0
Arson	0	0.0	0	0.0
Extortion/Blackmail	0	0.0	0	0.0
Burglary	0	0.0	0	0.0
Larceny/Theft Offenses (Total)	2	2.9	1	50.0
Theft - Pocket-picking	0	0.0	0	0.0
Theft - Purse Snatching	0	0.0	0	0.0
Theft - Shoplifting	0	0.0	0	0.0
Theft From Building	1	1.4	0	0.0
Theft From Coin Machine	0	0.0	0	0.0
Theft From Motor Vehicle	0	0.0	0	0.0
Theft of Motor Vehicle Parts	0	0.0	0	0.0
Theft - All Other Larceny	1	1.4	1	100.0
Motor Vehicle Theft	0	0.0	0	0.0
Counterfeiting/Forgery	0	0.0	0	0.0
Fraud Offenses (Total)	0	0.0	0	0.0
Fraud - Computer Hacking/Invasion	0	0.0	0	0.0
Fraud - Credit Card/ATM	0	0.0	0	0.0
Fraud - False Pretenses	0	0.0	0	0.0
Fraud - Identity Theft	0	0.0	0	0.0
Fraud - Impersonation	0	0.0	0	0.0
Fraud - Welfare	0	0.0	0	0.0
Fraud - Wire	0	0.0	0	0.0
Embezzlement	0	0.0	0	0.0
Stolen Property Offenses	0	0.0	0	0.0
Destruction/Damage/Vandalism	2	2.9	0	0.0
Drug/Narcotic Violations (Total)	0	0.0	0	0.0
Drug/Narcotic Violations	0	0.0	0	0.0
Drug/Narcotic Equipment Violations	0	0.0	0	0.0

GROUP A OFFENSES	Offense	Rate per 1,000	Cleared	% Cleared
Sex Offenses (Non forcible) (Total)	0	0.0	0	0.0
Incest	0	0.0	0	0.0
Statutory Rape	0	0.0	0	0.0
Pornography/Obscene Material	0	0.0	0	0.0
Gambling Offenses (Total)	0	0.0	0	0.0
Gambling - Betting/Wagering	0	0.0	0	0.0
Gambling - Operating/Promoting	0	0.0	0	0.0
Gambling - Equipment Violations	0	0.0	0	0.0
Gambling - Sports Tampering	0	0.0	0	0.0
Prostitution Offenses (Total)	0	0.0	0	0.0
Prostitution	0	0.0	0	0.0
Prostitution Assisting/Promoting	0	0.0	0	0.0
Purchasing Prostitution	0	0.0	0	0.0
Human Trafficking Offenses (Total)	0	0.0	0	0.0
Commercial Sex Acts	0	0.0	0	0.0
Involuntary Servitude	0	0.0	0	0.0
Bribery	0	0.0	0	0.0
Weapon Law Violations	0	0.0	0	0.0
Animal Cruelty	0	0.0	0	0.0

GROUP B OFFENSES	Offenses	Rate per 1,000
Bad Checks	0	0.0
Curfew/Vagrancy	0	0.0
Disorderly Conduct	0	0.0
DUI	0	0.0
Drunkenness	0	0.0
Family-Non Violent	0	0.0
Liquor Law Violations	0	0.0
Peeping Tom	0	0.0
Trespass	0	0.0
All Other Offenses	0	0.0

2019 Fall Term Campus Population	
Undergraduate Enrollment	631
Graduate Enrollment	0
Staff Personnel	24
Faculty Personnel	40
Security Personnel	0
Total Campus Population	695



Tennessee College of Applied Technology at Elizabethton - 2019

GROUP A OFFENSES	Offense	Rate per 1,000	Cleared	% Cleared
Homicide Offenses (Total)	0	0.0	0	0.0
Murder	0	0.0	0	0.0
Negligent Manslaughter	0	0.0	0	0.0
Negligent Vehicular Manslaughter	0	0.0	0	0.0
Kidnapping/Abduction	0	0.0	0	0.0
Sex Offenses (Forcible) (Total)	0	0.0	0	0.0
Forcible Rape	0	0.0	0	0.0
Forcible Sodomy	0	0.0	0	0.0
Sexual Assault W/Object	0	0.0	0	0.0
Forcible Fondling	0	0.0	0	0.0
Robbery	0	0.0	0	0.0
Assault Offenses (Total)	0	0.0	0	0.0
Aggravated Assault	0	0.0	0	0.0
Simple Assault	0	0.0	0	0.0
Intimidation	0	0.0	0	0.0
Stalking	0	0.0	0	0.0
Arson	0	0.0	0	0.0
Extortion/Blackmail	0	0.0	0	0.0
Burglary	0	0.0	0	0.0
Larceny/Theft Offenses (Total)	0	0.0	0	0.0
Theft - Pocket-picking	0	0.0	0	0.0
Theft - Purse Snatching	0	0.0	0	0.0
Theft - Shoplifting	0	0.0	0	0.0
Theft From Building	0	0.0	0	0.0
Theft From Coin Machine	0	0.0	0	0.0
Theft From Motor Vehicle	0	0.0	0	0.0
Theft of Motor Vehicle Parts	0	0.0	0	0.0
Theft - All Other Larceny	0	0.0	0	0.0
Motor Vehicle Theft	0	0.0	0	0.0
Counterfeiting/Forgery	0	0.0	0	0.0
Fraud Offenses (Total)	0	0.0	0	0.0
Fraud - Computer Hacking/Invasion	0	0.0	0	0.0
Fraud - Credit Card/ATM	0	0.0	0	0.0
Fraud - False Pretenses	0	0.0	0	0.0
Fraud - Identity Theft	0	0.0	0	0.0
Fraud - Impersonation	0	0.0	0	0.0
Fraud - Welfare	0	0.0	0	0.0
Fraud - Wire	0	0.0	0	0.0
Embezzlement	0	0.0	0	0.0
Stolen Property Offenses	0	0.0	0	0.0
Destruction/Damage/Vandalism	0	0.0	0	0.0
Drug/Narcotic Violations (Total)	0	0.0	0	0.0
Drug/Narcotic Violations	0	0.0	0	0.0
Drug/Narcotic Equipment Violations	0	0.0	0	0.0

GROUP A OFFENSES	Offense	Rate per 1,000	Cleared	% Cleared
Sex Offenses (Non forcible) (Total)	0	0.0	0	0.0
Incest	0	0.0	0	0.0
Statutory Rape	0	0.0	0	0.0
Pornography/Obscene Material	0	0.0	0	0.0
Gambling Offenses (Total)	0	0.0	0	0.0
Gambling - Betting/Wagering	0	0.0	0	0.0
Gambling - Operating/Promoting	0	0.0	0	0.0
Gambling - Equipment Violations	0	0.0	0	0.0
Gambling - Sports Tampering	0	0.0	0	0.0
Prostitution Offenses (Total)	0	0.0	0	0.0
Prostitution	0	0.0	0	0.0
Prostitution Assisting/Promoting	0	0.0	0	0.0
Purchasing Prostitution	0	0.0	0	0.0
Human Trafficking Offenses (Total)	0	0.0	0	0.0
Commercial Sex Acts	0	0.0	0	0.0
Involuntary Servitude	0	0.0	0	0.0
Bribery	0	0.0	0	0.0
Weapon Law Violations	0	0.0	0	0.0
Animal Cruelty	0	0.0	0	0.0

GROUP B OFFENSES	Offenses	Rate per 1,000
Bad Checks	0	0.0
Curfew/Vagrancy	0	0.0
Disorderly Conduct	0	0.0
DUI	0	0.0
Drunkenness	0	0.0
Family-Non Violent	0	0.0
Liquor Law Violations	0	0.0
Peeping Tom	0	0.0
Trespass	0	0.0
All Other Offenses	0	0.0

2019 Fall Term Campus Population	
Undergraduate Enrollment	450
Graduate Enrollment	0
Staff Personnel	15
Faculty Personnel	39
Security Personnel	0
Total Campus Population	504



Tennessee College of Applied Technology at Harriman - 2019

GROUP A OFFENSES	Offense	Rate per 1,000	Cleared	% Cleared
Homicide Offenses (Total)	0	0.0	0	0.0
Murder	0	0.0	0	0.0
Negligent Manslaughter	0	0.0	0	0.0
Negligent Vehicular Manslaughter	0	0.0	0	0.0
Kidnapping/Abduction	0	0.0	0	0.0
Sex Offenses (Forcible) (Total)	0	0.0	0	0.0
Forcible Rape	0	0.0	0	0.0
Forcible Sodomy	0	0.0	0	0.0
Sexual Assault W/Object	0	0.0	0	0.0
Forcible Fondling	0	0.0	0	0.0
Robbery	0	0.0	0	0.0
Assault Offenses (Total)	0	0.0	0	0.0
Aggravated Assault	0	0.0	0	0.0
Simple Assault	0	0.0	0	0.0
Intimidation	0	0.0	0	0.0
Stalking	0	0.0	0	0.0
Arson	0	0.0	0	0.0
Extortion/Blackmail	0	0.0	0	0.0
Burglary	0	0.0	0	0.0
Larceny/Theft Offenses (Total)	0	0.0	0	0.0
Theft - Pocket-picking	0	0.0	0	0.0
Theft - Purse Snatching	0	0.0	0	0.0
Theft - Shoplifting	0	0.0	0	0.0
Theft From Building	0	0.0	0	0.0
Theft From Coin Machine	0	0.0	0	0.0
Theft From Motor Vehicle	0	0.0	0	0.0
Theft of Motor Vehicle Parts	0	0.0	0	0.0
Theft - All Other Larceny	0	0.0	0	0.0
Motor Vehicle Theft	0	0.0	0	0.0
Counterfeiting/Forgery	0	0.0	0	0.0
Fraud Offenses (Total)	0	0.0	0	0.0
Fraud - Computer Hacking/Invasion	0	0.0	0	0.0
Fraud - Credit Card/ATM	0	0.0	0	0.0
Fraud - False Pretenses	0	0.0	0	0.0
Fraud - Identity Theft	0	0.0	0	0.0
Fraud - Impersonation	0	0.0	0	0.0
Fraud - Welfare	0	0.0	0	0.0
Fraud - Wire	0	0.0	0	0.0
Embezzlement	0	0.0	0	0.0
Stolen Property Offenses	0	0.0	0	0.0
Destruction/Damage/Vandalism	0	0.0	0	0.0
Drug/Narcotic Violations (Total)	0	0.0	0	0.0
Drug/Narcotic Violations	0	0.0	0	0.0
Drug/Narcotic Equipment Violations	0	0.0	0	0.0

GROUP A OFFENSES	Offense	Rate per 1,000	Cleared	% Cleared
Sex Offenses (Non forcible) (Total)	0	0.0	0	0.0
Incest	0	0.0	0	0.0
Statutory Rape	0	0.0	0	0.0
Pornography/Obscene Material	0	0.0	0	0.0
Gambling Offenses (Total)	0	0.0	0	0.0
Gambling - Betting/Wagering	0	0.0	0	0.0
Gambling - Operating/Promoting	0	0.0	0	0.0
Gambling - Equipment Violations	0	0.0	0	0.0
Gambling - Sports Tampering	0	0.0	0	0.0
Prostitution Offenses (Total)	0	0.0	0	0.0
Prostitution	0	0.0	0	0.0
Prostitution Assisting/Promoting	0	0.0	0	0.0
Purchasing Prostitution	0	0.0	0	0.0
Human Trafficking Offenses (Total)	0	0.0	0	0.0
Commercial Sex Acts	0	0.0	0	0.0
Involuntary Servitude	0	0.0	0	0.0
Bribery	0	0.0	0	0.0
Weapon Law Violations	0	0.0	0	0.0
Animal Cruelty	0	0.0	0	0.0

GROUP B OFFENSES	Offenses	Rate per 1,000
Bad Checks	0	0.0
Curfew/Vagrancy	0	0.0
Disorderly Conduct	0	0.0
DUI	0	0.0
Drunkenness	0	0.0
Family-Non Violent	0	0.0
Liquor Law Violations	0	0.0
Peeping Tom	0	0.0
Trespass	0	0.0
All Other Offenses	0	0.0

2019 Fall Term Campus Population	
Undergraduate Enrollment	212
Graduate Enrollment	0
Staff Personnel	10
Faculty Personnel	21
Security Personnel	0
Total Campus Population	243



Tennessee College of Applied Technology at Hartsville - 2019

GROUP A OFFENSES	Offense	Rate per 1,000	Cleared	% Cleared
Homicide Offenses (Total)	0	0.0	0	0.0
Murder	0	0.0	0	0.0
Negligent Manslaughter	0	0.0	0	0.0
Negligent Vehicular Manslaughter	0	0.0	0	0.0
Kidnapping/Abduction	0	0.0	0	0.0
Sex Offenses (Forcible) (Total)	0	0.0	0	0.0
Forcible Rape	0	0.0	0	0.0
Forcible Sodomy	0	0.0	0	0.0
Sexual Assault W/Object	0	0.0	0	0.0
Forcible Fondling	0	0.0	0	0.0
Robbery	0	0.0	0	0.0
Assault Offenses (Total)	0	0.0	0	0.0
Aggravated Assault	0	0.0	0	0.0
Simple Assault	0	0.0	0	0.0
Intimidation	0	0.0	0	0.0
Stalking	0	0.0	0	0.0
Arson	0	0.0	0	0.0
Extortion/Blackmail	0	0.0	0	0.0
Burglary	0	0.0	0	0.0
Larceny/Theft Offenses (Total)	0	0.0	0	0.0
Theft - Pocket-picking	0	0.0	0	0.0
Theft - Purse Snatching	0	0.0	0	0.0
Theft - Shoplifting	0	0.0	0	0.0
Theft From Building	0	0.0	0	0.0
Theft From Coin Machine	0	0.0	0	0.0
Theft From Motor Vehicle	0	0.0	0	0.0
Theft of Motor Vehicle Parts	0	0.0	0	0.0
Theft - All Other Larceny	0	0.0	0	0.0
Motor Vehicle Theft	0	0.0	0	0.0
Counterfeiting/Forgery	0	0.0	0	0.0
Fraud Offenses (Total)	0	0.0	0	0.0
Fraud - Computer Hacking/Invasion	0	0.0	0	0.0
Fraud - Credit Card/ATM	0	0.0	0	0.0
Fraud - False Pretenses	0	0.0	0	0.0
Fraud - Identity Theft	0	0.0	0	0.0
Fraud - Impersonation	0	0.0	0	0.0
Fraud - Welfare	0	0.0	0	0.0
Fraud - Wire	0	0.0	0	0.0
Embezzlement	0	0.0	0	0.0
Stolen Property Offenses	0	0.0	0	0.0
Destruction/Damage/Vandalism	0	0.0	0	0.0
Drug/Narcotic Violations (Total)	0	0.0	0	0.0
Drug/Narcotic Violations	0	0.0	0	0.0
Drug/Narcotic Equipment Violations	0	0.0	0	0.0

GROUP A OFFENSES	Offense	Rate per 1,000	Cleared	% Cleared
Sex Offenses (Non forcible) (Total)	0	0.0	0	0.0
Incest	0	0.0	0	0.0
Statutory Rape	0	0.0	0	0.0
Pornography/Obscene Material	0	0.0	0	0.0
Gambling Offenses (Total)	0	0.0	0	0.0
Gambling - Betting/Wagering	0	0.0	0	0.0
Gambling - Operating/Promoting	0	0.0	0	0.0
Gambling - Equipment Violations	0	0.0	0	0.0
Gambling - Sports Tampering	0	0.0	0	0.0
Prostitution Offenses (Total)	0	0.0	0	0.0
Prostitution	0	0.0	0	0.0
Prostitution Assisting/Promoting	0	0.0	0	0.0
Purchasing Prostitution	0	0.0	0	0.0
Human Trafficking Offenses (Total)	0	0.0	0	0.0
Commercial Sex Acts	0	0.0	0	0.0
Involuntary Servitude	0	0.0	0	0.0
Bribery	0	0.0	0	0.0
Weapon Law Violations	0	0.0	0	0.0
Animal Cruelty	0	0.0	0	0.0

GROUP B OFFENSES	Offenses	Rate per 1,000
Bad Checks	0	0.0
Curfew/Vagrancy	0	0.0
Disorderly Conduct	0	0.0
DUI	0	0.0
Drunkenness	0	0.0
Family-Non Violent	0	0.0
Liquor Law Violations	0	0.0
Peeping Tom	0	0.0
Trespass	0	0.0
All Other Offenses	0	0.0

2019 Fall Term Campus Population	
Undergraduate Enrollment	235
Graduate Enrollment	0
Staff Personnel	7
Faculty Personnel	13
Security Personnel	0
Total Campus Population	255



Tennessee College of Applied Technology at Hohenwald - 2019

GROUP A OFFENSES	Offense	Rate per 1,000	Cleared	% Cleared
Homicide Offenses (Total)	0	0.0	0	0.0
Murder	0	0.0	0	0.0
Negligent Manslaughter	0	0.0	0	0.0
Negligent Vehicular Manslaughter	0	0.0	0	0.0
Kidnapping/Abduction	0	0.0	0	0.0
Sex Offenses (Forcible) (Total)	0	0.0	0	0.0
Forcible Rape	0	0.0	0	0.0
Forcible Sodomy	0	0.0	0	0.0
Sexual Assault W/Object	0	0.0	0	0.0
Forcible Fondling	0	0.0	0	0.0
Robbery	0	0.0	0	0.0
Assault Offenses (Total)	0	0.0	0	0.0
Aggravated Assault	0	0.0	0	0.0
Simple Assault	0	0.0	0	0.0
Intimidation	0	0.0	0	0.0
Stalking	0	0.0	0	0.0
Arson	0	0.0	0	0.0
Extortion/Blackmail	0	0.0	0	0.0
Burglary	0	0.0	0	0.0
Larceny/Theft Offenses (Total)	0	0.0	0	0.0
Theft - Pocket-picking	0	0.0	0	0.0
Theft - Purse Snatching	0	0.0	0	0.0
Theft - Shoplifting	0	0.0	0	0.0
Theft From Building	0	0.0	0	0.0
Theft From Coin Machine	0	0.0	0	0.0
Theft From Motor Vehicle	0	0.0	0	0.0
Theft of Motor Vehicle Parts	0	0.0	0	0.0
Theft - All Other Larceny	0	0.0	0	0.0
Motor Vehicle Theft	0	0.0	0	0.0
Counterfeiting/Forgery	0	0.0	0	0.0
Fraud Offenses (Total)	0	0.0	0	0.0
Fraud - Computer Hacking/Invasion	0	0.0	0	0.0
Fraud - Credit Card/ATM	0	0.0	0	0.0
Fraud - False Pretenses	0	0.0	0	0.0
Fraud - Identity Theft	0	0.0	0	0.0
Fraud - Impersonation	0	0.0	0	0.0
Fraud - Welfare	0	0.0	0	0.0
Fraud - Wire	0	0.0	0	0.0
Embezzlement	0	0.0	0	0.0
Stolen Property Offenses	0	0.0	0	0.0
Destruction/Damage/Vandalism	0	0.0	0	0.0
Drug/Narcotic Violations (Total)	0	0.0	0	0.0
Drug/Narcotic Violations	0	0.0	0	0.0
Drug/Narcotic Equipment Violations	0	0.0	0	0.0

GROUP A OFFENSES	Offense	Rate per 1,000	Cleared	% Cleared
Sex Offenses (Non forcible) (Total)	0	0.0	0	0.0
Incest	0	0.0	0	0.0
Statutory Rape	0	0.0	0	0.0
Pornography/Obscene Material	0	0.0	0	0.0
Gambling Offenses (Total)	0	0.0	0	0.0
Gambling - Betting/Wagering	0	0.0	0	0.0
Gambling - Operating/Promoting	0	0.0	0	0.0
Gambling - Equipment Violations	0	0.0	0	0.0
Gambling - Sports Tampering	0	0.0	0	0.0
Prostitution Offenses (Total)	0	0.0	0	0.0
Prostitution	0	0.0	0	0.0
Prostitution Assisting/Promoting	0	0.0	0	0.0
Purchasing Prostitution	0	0.0	0	0.0
Human Trafficking Offenses (Total)	0	0.0	0	0.0
Commercial Sex Acts	0	0.0	0	0.0
Involuntary Servitude	0	0.0	0	0.0
Bribery	0	0.0	0	0.0
Weapon Law Violations	0	0.0	0	0.0
Animal Cruelty	0	0.0	0	0.0

GROUP B OFFENSES	Offenses	Rate per 1,000
Bad Checks	0	0.0
Curfew/Vagrancy	0	0.0
Disorderly Conduct	0	0.0
DUI	0	0.0
Drunkenness	0	0.0
Family-Non Violent	0	0.0
Liquor Law Violations	0	0.0
Peeping Tom	0	0.0
Trespass	0	0.0
All Other Offenses	0	0.0

2019 Fall Term Campus Population	
Undergraduate Enrollment	456
Graduate Enrollment	0
Staff Personnel	11
Faculty Personnel	20
Security Personnel	0
Total Campus Population	487



Tennessee College of Applied Technology at Jacksboro - 2019

GROUP A OFFENSES	Offense	Rate per 1,000	Cleared	% Cleared
Homicide Offenses (Total)	0	0.0	0	0.0
Murder	0	0.0	0	0.0
Negligent Manslaughter	0	0.0	0	0.0
Negligent Vehicular Manslaughter	0	0.0	0	0.0
Kidnapping/Abduction	0	0.0	0	0.0
Sex Offenses (Forcible) (Total)	0	0.0	0	0.0
Forcible Rape	0	0.0	0	0.0
Forcible Sodomy	0	0.0	0	0.0
Sexual Assault W/Object	0	0.0	0	0.0
Forcible Fondling	0	0.0	0	0.0
Robbery	0	0.0	0	0.0
Assault Offenses (Total)	0	0.0	0	0.0
Aggravated Assault	0	0.0	0	0.0
Simple Assault	0	0.0	0	0.0
Intimidation	0	0.0	0	0.0
Stalking	0	0.0	0	0.0
Arson	0	0.0	0	0.0
Extortion/Blackmail	0	0.0	0	0.0
Burglary	0	0.0	0	0.0
Larceny/Theft Offenses (Total)	0	0.0	0	0.0
Theft - Pocket-picking	0	0.0	0	0.0
Theft - Purse Snatching	0	0.0	0	0.0
Theft - Shoplifting	0	0.0	0	0.0
Theft From Building	0	0.0	0	0.0
Theft From Coin Machine	0	0.0	0	0.0
Theft From Motor Vehicle	0	0.0	0	0.0
Theft of Motor Vehicle Parts	0	0.0	0	0.0
Theft - All Other Larceny	0	0.0	0	0.0
Motor Vehicle Theft	0	0.0	0	0.0
Counterfeiting/Forgery	0	0.0	0	0.0
Fraud Offenses (Total)	0	0.0	0	0.0
Fraud - Computer Hacking/Invasion	0	0.0	0	0.0
Fraud - Credit Card/ATM	0	0.0	0	0.0
Fraud - False Pretenses	0	0.0	0	0.0
Fraud - Identity Theft	0	0.0	0	0.0
Fraud - Impersonation	0	0.0	0	0.0
Fraud - Welfare	0	0.0	0	0.0
Fraud - Wire	0	0.0	0	0.0
Embezzlement	0	0.0	0	0.0
Stolen Property Offenses	0	0.0	0	0.0
Destruction/Damage/Vandalism	0	0.0	0	0.0
Drug/Narcotic Violations (Total)	0	0.0	0	0.0
Drug/Narcotic Violations	0	0.0	0	0.0
Drug/Narcotic Equipment Violations	0	0.0	0	0.0

GROUP A OFFENSES	Offense	Rate per 1,000	Cleared	% Cleared
Sex Offenses (Non forcible) (Total)	0	0.0	0	0.0
Incest	0	0.0	0	0.0
Statutory Rape	0	0.0	0	0.0
Pornography/Obscene Material	0	0.0	0	0.0
Gambling Offenses (Total)	0	0.0	0	0.0
Gambling - Betting/Wagering	0	0.0	0	0.0
Gambling - Operating/Promoting	0	0.0	0	0.0
Gambling - Equipment Violations	0	0.0	0	0.0
Gambling - Sports Tampering	0	0.0	0	0.0
Prostitution Offenses (Total)	0	0.0	0	0.0
Prostitution	0	0.0	0	0.0
Prostitution Assisting/Promoting	0	0.0	0	0.0
Purchasing Prostitution	0	0.0	0	0.0
Human Trafficking Offenses (Total)	0	0.0	0	0.0
Commercial Sex Acts	0	0.0	0	0.0
Involuntary Servitude	0	0.0	0	0.0
Bribery	0	0.0	0	0.0
Weapon Law Violations	0	0.0	0	0.0
Animal Cruelty	0	0.0	0	0.0

GROUP B OFFENSES	Offenses	Rate per 1,000
Bad Checks	0	0.0
Curfew/Vagrancy	0	0.0
Disorderly Conduct	0	0.0
DUI	0	0.0
Drunkenness	0	0.0
Family-Non Violent	0	0.0
Liquor Law Violations	0	0.0
Peeping Tom	0	0.0
Trespass	0	0.0
All Other Offenses	0	0.0

2019 Fall Term Campus Population	
Undergraduate Enrollment	296
Graduate Enrollment	0
Staff Personnel	9
Faculty Personnel	18
Security Personnel	0
Total Campus Population	323



Tennessee College of Applied Technology at Jackson - 2019

GROUP A OFFENSES	Offense	Rate per 1,000	Cleared	% Cleared
Homicide Offenses (Total)	0	0.0	0	0.0
Murder	0	0.0	0	0.0
Negligent Manslaughter	0	0.0	0	0.0
Negligent Vehicular Manslaughter	0	0.0	0	0.0
Kidnapping/Abduction	0	0.0	0	0.0
Sex Offenses (Forcible) (Total)	0	0.0	0	0.0
Forcible Rape	0	0.0	0	0.0
Forcible Sodomy	0	0.0	0	0.0
Sexual Assault W/Object	0	0.0	0	0.0
Forcible Fondling	0	0.0	0	0.0
Robbery	0	0.0	0	0.0
Assault Offenses (Total)	0	0.0	0	0.0
Aggravated Assault	0	0.0	0	0.0
Simple Assault	0	0.0	0	0.0
Intimidation	0	0.0	0	0.0
Stalking	0	0.0	0	0.0
Arson	0	0.0	0	0.0
Extortion/Blackmail	0	0.0	0	0.0
Burglary	0	0.0	0	0.0
Larceny/Theft Offenses (Total)	0	0.0	0	0.0
Theft - Pocket-picking	0	0.0	0	0.0
Theft - Purse Snatching	0	0.0	0	0.0
Theft - Shoplifting	0	0.0	0	0.0
Theft From Building	0	0.0	0	0.0
Theft From Coin Machine	0	0.0	0	0.0
Theft From Motor Vehicle	0	0.0	0	0.0
Theft of Motor Vehicle Parts	0	0.0	0	0.0
Theft - All Other Larceny	0	0.0	0	0.0
Motor Vehicle Theft	0	0.0	0	0.0
Counterfeiting/Forgery	0	0.0	0	0.0
Fraud Offenses (Total)	0	0.0	0	0.0
Fraud - Computer Hacking/Invasion	0	0.0	0	0.0
Fraud - Credit Card/ATM	0	0.0	0	0.0
Fraud - False Pretenses	0	0.0	0	0.0
Fraud - Identity Theft	0	0.0	0	0.0
Fraud - Impersonation	0	0.0	0	0.0
Fraud - Welfare	0	0.0	0	0.0
Fraud - Wire	0	0.0	0	0.0
Embezzlement	0	0.0	0	0.0
Stolen Property Offenses	0	0.0	0	0.0
Destruction/Damage/Vandalism	0	0.0	0	0.0
Drug/Narcotic Violations (Total)	0	0.0	0	0.0
Drug/Narcotic Violations	0	0.0	0	0.0
Drug/Narcotic Equipment Violations	0	0.0	0	0.0

GROUP A OFFENSES	Offense	Rate per 1,000	Cleared	% Cleared
Sex Offenses (Non forcible) (Total)	0	0.0	0	0.0
Incest	0	0.0	0	0.0
Statutory Rape	0	0.0	0	0.0
Pornography/Obscene Material	0	0.0	0	0.0
Gambling Offenses (Total)	0	0.0	0	0.0
Gambling - Betting/Wagering	0	0.0	0	0.0
Gambling - Operating/Promoting	0	0.0	0	0.0
Gambling - Equipment Violations	0	0.0	0	0.0
Gambling - Sports Tampering	0	0.0	0	0.0
Prostitution Offenses (Total)	0	0.0	0	0.0
Prostitution	0	0.0	0	0.0
Prostitution Assisting/Promoting	0	0.0	0	0.0
Purchasing Prostitution	0	0.0	0	0.0
Human Trafficking Offenses (Total)	0	0.0	0	0.0
Commercial Sex Acts	0	0.0	0	0.0
Involuntary Servitude	0	0.0	0	0.0
Bribery	0	0.0	0	0.0
Weapon Law Violations	0	0.0	0	0.0
Animal Cruelty	0	0.0	0	0.0

GROUP B OFFENSES	Offenses	Rate per 1,000
Bad Checks	0	0.0
Curfew/Vagrancy	0	0.0
Disorderly Conduct	0	0.0
DUI	0	0.0
Drunkenness	0	0.0
Family-Non Violent	0	0.0
Liquor Law Violations	0	0.0
Peeping Tom	0	0.0
Trespass	0	0.0
All Other Offenses	0	0.0

2019 Fall Term Campus Population	
Undergraduate Enrollment	354
Graduate Enrollment	0
Staff Personnel	17
Faculty Personnel	24
Security Personnel	0
Total Campus Population	395



Tennessee College of Applied Technology at Knoxville - 2019

GROUP A OFFENSES	Offense	Rate per 1,000	Cleared	% Cleared
Homicide Offenses (Total)	0	0.0	0	0.0
Murder	0	0.0	0	0.0
Negligent Manslaughter	0	0.0	0	0.0
Negligent Vehicular Manslaughter	0	0.0	0	0.0
Kidnapping/Abduction	0	0.0	0	0.0
Sex Offenses (Forcible) (Total)	0	0.0	0	0.0
Forcible Rape	0	0.0	0	0.0
Forcible Sodomy	0	0.0	0	0.0
Sexual Assault W/Object	0	0.0	0	0.0
Forcible Fondling	0	0.0	0	0.0
Robbery	0	0.0	0	0.0
Assault Offenses (Total)	0	0.0	0	0.0
Aggravated Assault	0	0.0	0	0.0
Simple Assault	0	0.0	0	0.0
Intimidation	0	0.0	0	0.0
Stalking	0	0.0	0	0.0
Arson	0	0.0	0	0.0
Extortion/Blackmail	0	0.0	0	0.0
Burglary	0	0.0	0	0.0
Larceny/Theft Offenses (Total)	0	0.0	0	0.0
Theft - Pocket-picking	0	0.0	0	0.0
Theft - Purse Snatching	0	0.0	0	0.0
Theft - Shoplifting	0	0.0	0	0.0
Theft From Building	0	0.0	0	0.0
Theft From Coin Machine	0	0.0	0	0.0
Theft From Motor Vehicle	0	0.0	0	0.0
Theft of Motor Vehicle Parts	0	0.0	0	0.0
Theft - All Other Larceny	0	0.0	0	0.0
Motor Vehicle Theft	0	0.0	0	0.0
Counterfeiting/Forgery	0	0.0	0	0.0
Fraud Offenses (Total)	0	0.0	0	0.0
Fraud - Computer Hacking/Invasion	0	0.0	0	0.0
Fraud - Credit Card/ATM	0	0.0	0	0.0
Fraud - False Pretenses	0	0.0	0	0.0
Fraud - Identity Theft	0	0.0	0	0.0
Fraud - Impersonation	0	0.0	0	0.0
Fraud - Welfare	0	0.0	0	0.0
Fraud - Wire	0	0.0	0	0.0
Embezzlement	0	0.0	0	0.0
Stolen Property Offenses	0	0.0	0	0.0
Destruction/Damage/Vandalism	0	0.0	0	0.0
Drug/Narcotic Violations (Total)	0	0.0	0	0.0
Drug/Narcotic Violations	0	0.0	0	0.0
Drug/Narcotic Equipment Violations	0	0.0	0	0.0

GROUP A OFFENSES	Offense	Rate per 1,000	Cleared	% Cleared
Sex Offenses (Non forcible) (Total)	0	0.0	0	0.0
Incest	0	0.0	0	0.0
Statutory Rape	0	0.0	0	0.0
Pornography/Obscene Material	0	0.0	0	0.0
Gambling Offenses (Total)	0	0.0	0	0.0
Gambling - Betting/Wagering	0	0.0	0	0.0
Gambling - Operating/Promoting	0	0.0	0	0.0
Gambling - Equipment Violations	0	0.0	0	0.0
Gambling - Sports Tampering	0	0.0	0	0.0
Prostitution Offenses (Total)	0	0.0	0	0.0
Prostitution	0	0.0	0	0.0
Prostitution Assisting/Promoting	0	0.0	0	0.0
Purchasing Prostitution	0	0.0	0	0.0
Human Trafficking Offenses (Total)	0	0.0	0	0.0
Commercial Sex Acts	0	0.0	0	0.0
Involuntary Servitude	0	0.0	0	0.0
Bribery	0	0.0	0	0.0
Weapon Law Violations	0	0.0	0	0.0
Animal Cruelty	0	0.0	0	0.0

GROUP B OFFENSES	Offenses	Rate per 1,000
Bad Checks	0	0.0
Curfew/Vagrancy	0	0.0
Disorderly Conduct	0	0.0
DUI	0	0.0
Drunkenness	0	0.0
Family-Non Violent	0	0.0
Liquor Law Violations	0	0.0
Peeping Tom	0	0.0
Trespass	0	0.0
All Other Offenses	0	0.0

2019 Fall Term Campus Population	
Undergraduate Enrollment	634
Graduate Enrollment	0
Staff Personnel	20
Faculty Personnel	26
Security Personnel	8
Total Campus Population	688



Tennessee College of Applied Technology at Livingston - 2019

GROUP A OFFENSES	Offense	Rate per 1,000	Cleared	% Cleared
Homicide Offenses (Total)	0	0.0	0	0.0
Murder	0	0.0	0	0.0
Negligent Manslaughter	0	0.0	0	0.0
Negligent Vehicular Manslaughter	0	0.0	0	0.0
Kidnapping/Abduction	0	0.0	0	0.0
Sex Offenses (Forcible) (Total)	0	0.0	0	0.0
Forcible Rape	0	0.0	0	0.0
Forcible Sodomy	0	0.0	0	0.0
Sexual Assault W/Object	0	0.0	0	0.0
Forcible Fondling	0	0.0	0	0.0
Robbery	0	0.0	0	0.0
Assault Offenses (Total)	0	0.0	0	0.0
Aggravated Assault	0	0.0	0	0.0
Simple Assault	0	0.0	0	0.0
Intimidation	0	0.0	0	0.0
Stalking	0	0.0	0	0.0
Arson	0	0.0	0	0.0
Extortion/Blackmail	0	0.0	0	0.0
Burglary	0	0.0	0	0.0
Larceny/Theft Offenses (Total)	0	0.0	0	0.0
Theft - Pocket-picking	0	0.0	0	0.0
Theft - Purse Snatching	0	0.0	0	0.0
Theft - Shoplifting	0	0.0	0	0.0
Theft From Building	0	0.0	0	0.0
Theft From Coin Machine	0	0.0	0	0.0
Theft From Motor Vehicle	0	0.0	0	0.0
Theft of Motor Vehicle Parts	0	0.0	0	0.0
Theft - All Other Larceny	0	0.0	0	0.0
Motor Vehicle Theft	0	0.0	0	0.0
Counterfeiting/Forgery	0	0.0	0	0.0
Fraud Offenses (Total)	0	0.0	0	0.0
Fraud - Computer Hacking/Invasion	0	0.0	0	0.0
Fraud - Credit Card/ATM	0	0.0	0	0.0
Fraud - False Pretenses	0	0.0	0	0.0
Fraud - Identity Theft	0	0.0	0	0.0
Fraud - Impersonation	0	0.0	0	0.0
Fraud - Welfare	0	0.0	0	0.0
Fraud - Wire	0	0.0	0	0.0
Embezzlement	0	0.0	0	0.0
Stolen Property Offenses	0	0.0	0	0.0
Destruction/Damage/Vandalism	0	0.0	0	0.0
Drug/Narcotic Violations (Total)	0	0.0	0	0.0
Drug/Narcotic Violations	0	0.0	0	0.0
Drug/Narcotic Equipment Violations	0	0.0	0	0.0

GROUP A OFFENSES	Offense	Rate per 1,000	Cleared	% Cleared
Sex Offenses (Non forcible) (Total)	0	0.0	0	0.0
Incest	0	0.0	0	0.0
Statutory Rape	0	0.0	0	0.0
Pornography/Obscene Material	0	0.0	0	0.0
Gambling Offenses (Total)	0	0.0	0	0.0
Gambling - Betting/Wagering	0	0.0	0	0.0
Gambling - Operating/Promoting	0	0.0	0	0.0
Gambling - Equipment Violations	0	0.0	0	0.0
Gambling - Sports Tampering	0	0.0	0	0.0
Prostitution Offenses (Total)	0	0.0	0	0.0
Prostitution	0	0.0	0	0.0
Prostitution Assisting/Promoting	0	0.0	0	0.0
Purchasing Prostitution	0	0.0	0	0.0
Human Trafficking Offenses (Total)	0	0.0	0	0.0
Commercial Sex Acts	0	0.0	0	0.0
Involuntary Servitude	0	0.0	0	0.0
Bribery	0	0.0	0	0.0
Weapon Law Violations	0	0.0	0	0.0
Animal Cruelty	0	0.0	0	0.0

GROUP B OFFENSES	Offenses	Rate per 1,000
Bad Checks	0	0.0
Curfew/Vagrancy	0	0.0
Disorderly Conduct	0	0.0
DUI	0	0.0
Drunkenness	0	0.0
Family-Non Violent	0	0.0
Liquor Law Violations	0	0.0
Peeping Tom	0	0.0
Trespass	0	0.0
All Other Offenses	0	0.0

2019 Fall Term Campus Population	
Undergraduate Enrollment	356
Graduate Enrollment	0
Staff Personnel	15
Faculty Personnel	21
Security Personnel	0
Total Campus Population	392



Tennessee College of Applied Technology at McKenzie - 2019

GROUP A OFFENSES	Offense	Rate per 1,000	Cleared	% Cleared
Homicide Offenses (Total)	0	0.0	0	0.0
Murder	0	0.0	0	0.0
Negligent Manslaughter	0	0.0	0	0.0
Negligent Vehicular Manslaughter	0	0.0	0	0.0
Kidnapping/Abduction	0	0.0	0	0.0
Sex Offenses (Forcible) (Total)	0	0.0	0	0.0
Forcible Rape	0	0.0	0	0.0
Forcible Sodomy	0	0.0	0	0.0
Sexual Assault W/Object	0	0.0	0	0.0
Forcible Fondling	0	0.0	0	0.0
Robbery	0	0.0	0	0.0
Assault Offenses (Total)	0	0.0	0	0.0
Aggravated Assault	0	0.0	0	0.0
Simple Assault	0	0.0	0	0.0
Intimidation	0	0.0	0	0.0
Stalking	0	0.0	0	0.0
Arson	0	0.0	0	0.0
Extortion/Blackmail	0	0.0	0	0.0
Burglary	0	0.0	0	0.0
Larceny/Theft Offenses (Total)	0	0.0	0	0.0
Theft - Pocket-picking	0	0.0	0	0.0
Theft - Purse Snatching	0	0.0	0	0.0
Theft - Shoplifting	0	0.0	0	0.0
Theft From Building	0	0.0	0	0.0
Theft From Coin Machine	0	0.0	0	0.0
Theft From Motor Vehicle	0	0.0	0	0.0
Theft of Motor Vehicle Parts	0	0.0	0	0.0
Theft - All Other Larceny	0	0.0	0	0.0
Motor Vehicle Theft	0	0.0	0	0.0
Counterfeiting/Forgery	0	0.0	0	0.0
Fraud Offenses (Total)	0	0.0	0	0.0
Fraud - Computer Hacking/Invasion	0	0.0	0	0.0
Fraud - Credit Card/ATM	0	0.0	0	0.0
Fraud - False Pretenses	0	0.0	0	0.0
Fraud - Identity Theft	0	0.0	0	0.0
Fraud - Impersonation	0	0.0	0	0.0
Fraud - Welfare	0	0.0	0	0.0
Fraud - Wire	0	0.0	0	0.0
Embezzlement	0	0.0	0	0.0
Stolen Property Offenses	0	0.0	0	0.0
Destruction/Damage/Vandalism	0	0.0	0	0.0
Drug/Narcotic Violations (Total)	0	0.0	0	0.0
Drug/Narcotic Violations	0	0.0	0	0.0
Drug/Narcotic Equipment Violations	0	0.0	0	0.0

GROUP A OFFENSES	Offense	Rate per 1,000	Cleared	% Cleared
Sex Offenses (Non forcible) (Total)	0	0.0	0	0.0
Incest	0	0.0	0	0.0
Statutory Rape	0	0.0	0	0.0
Pornography/Obscene Material	0	0.0	0	0.0
Gambling Offenses (Total)	0	0.0	0	0.0
Gambling - Betting/Wagering	0	0.0	0	0.0
Gambling - Operating/Promoting	0	0.0	0	0.0
Gambling - Equipment Violations	0	0.0	0	0.0
Gambling - Sports Tampering	0	0.0	0	0.0
Prostitution Offenses (Total)	0	0.0	0	0.0
Prostitution	0	0.0	0	0.0
Prostitution Assisting/Promoting	0	0.0	0	0.0
Purchasing Prostitution	0	0.0	0	0.0
Human Trafficking Offenses (Total)	0	0.0	0	0.0
Commercial Sex Acts	0	0.0	0	0.0
Involuntary Servitude	0	0.0	0	0.0
Bribery	0	0.0	0	0.0
Weapon Law Violations	0	0.0	0	0.0
Animal Cruelty	0	0.0	0	0.0

GROUP B OFFENSES	Offenses	Rate per 1,000
Bad Checks	0	0.0
Curfew/Vagrancy	0	0.0
Disorderly Conduct	0	0.0
DUI	0	0.0
Drunkenness	0	0.0
Family-Non Violent	0	0.0
Liquor Law Violations	0	0.0
Peeping Tom	0	0.0
Trespass	0	0.0
All Other Offenses	0	0.0

2019 Fall Term Campus Population	
Undergraduate Enrollment	165
Graduate Enrollment	0
Staff Personnel	10
Faculty Personnel	9
Security Personnel	0
Total Campus Population	184



Tennessee College of Applied Technology at McMinnville - 2019

GROUP A OFFENSES	Offense	Rate per 1,000	Cleared	% Cleared
Homicide Offenses (Total)	0	0.0	0	0.0
Murder	0	0.0	0	0.0
Negligent Manslaughter	0	0.0	0	0.0
Negligent Vehicular Manslaughter	0	0.0	0	0.0
Kidnapping/Abduction	0	0.0	0	0.0
Sex Offenses (Forcible) (Total)	0	0.0	0	0.0
Forcible Rape	0	0.0	0	0.0
Forcible Sodomy	0	0.0	0	0.0
Sexual Assault W/Object	0	0.0	0	0.0
Forcible Fondling	0	0.0	0	0.0
Robbery	0	0.0	0	0.0
Assault Offenses (Total)	0	0.0	0	0.0
Aggravated Assault	0	0.0	0	0.0
Simple Assault	0	0.0	0	0.0
Intimidation	0	0.0	0	0.0
Stalking	0	0.0	0	0.0
Arson	0	0.0	0	0.0
Extortion/Blackmail	0	0.0	0	0.0
Burglary	0	0.0	0	0.0
Larceny/Theft Offenses (Total)	0	0.0	0	0.0
Theft - Pocket-picking	0	0.0	0	0.0
Theft - Purse Snatching	0	0.0	0	0.0
Theft - Shoplifting	0	0.0	0	0.0
Theft From Building	0	0.0	0	0.0
Theft From Coin Machine	0	0.0	0	0.0
Theft From Motor Vehicle	0	0.0	0	0.0
Theft of Motor Vehicle Parts	0	0.0	0	0.0
Theft - All Other Larceny	0	0.0	0	0.0
Motor Vehicle Theft	0	0.0	0	0.0
Counterfeiting/Forgery	0	0.0	0	0.0
Fraud Offenses (Total)	0	0.0	0	0.0
Fraud - Computer Hacking/Invasion	0	0.0	0	0.0
Fraud - Credit Card/ATM	0	0.0	0	0.0
Fraud - False Pretenses	0	0.0	0	0.0
Fraud - Identity Theft	0	0.0	0	0.0
Fraud - Impersonation	0	0.0	0	0.0
Fraud - Welfare	0	0.0	0	0.0
Fraud - Wire	0	0.0	0	0.0
Embezzlement	0	0.0	0	0.0
Stolen Property Offenses	0	0.0	0	0.0
Destruction/Damage/Vandalism	0	0.0	0	0.0
Drug/Narcotic Violations (Total)	0	0.0	0	0.0
Drug/Narcotic Violations	0	0.0	0	0.0
Drug/Narcotic Equipment Violations	0	0.0	0	0.0

GROUP A OFFENSES	Offense	Rate per 1,000	Cleared	% Cleared
Sex Offenses (Non forcible) (Total)	0	0.0	0	0.0
Incest	0	0.0	0	0.0
Statutory Rape	0	0.0	0	0.0
Pornography/Obscene Material	0	0.0	0	0.0
Gambling Offenses (Total)	0	0.0	0	0.0
Gambling - Betting/Wagering	0	0.0	0	0.0
Gambling - Operating/Promoting	0	0.0	0	0.0
Gambling - Equipment Violations	0	0.0	0	0.0
Gambling - Sports Tampering	0	0.0	0	0.0
Prostitution Offenses (Total)	0	0.0	0	0.0
Prostitution	0	0.0	0	0.0
Prostitution Assisting/Promoting	0	0.0	0	0.0
Purchasing Prostitution	0	0.0	0	0.0
Human Trafficking Offenses (Total)	0	0.0	0	0.0
Commercial Sex Acts	0	0.0	0	0.0
Involuntary Servitude	0	0.0	0	0.0
Bribery	0	0.0	0	0.0
Weapon Law Violations	0	0.0	0	0.0
Animal Cruelty	0	0.0	0	0.0

GROUP B OFFENSES	Offenses	Rate per 1,000
Bad Checks	0	0.0
Curfew/Vagrancy	0	0.0
Disorderly Conduct	0	0.0
DUI	0	0.0
Drunkenness	0	0.0
Family-Non Violent	0	0.0
Liquor Law Violations	0	0.0
Peeping Tom	0	0.0
Trespass	0	0.0
All Other Offenses	0	0.0

2019 Fall Term Campus Population	
Undergraduate Enrollment	336
Graduate Enrollment	0
Staff Personnel	8
Faculty Personnel	12
Security Personnel	0
Total Campus Population	356



Tennessee College of Applied Technology at Memphis - 2019

GROUP A OFFENSES	Offense	Rate per 1,000	Cleared	% Cleared
Homicide Offenses (Total)	0	0.0	0	0.0
Murder	0	0.0	0	0.0
Negligent Manslaughter	0	0.0	0	0.0
Negligent Vehicular Manslaughter	0	0.0	0	0.0
Kidnapping/Abduction	0	0.0	0	0.0
Sex Offenses (Forcible) (Total)	0	0.0	0	0.0
Forcible Rape	0	0.0	0	0.0
Forcible Sodomy	0	0.0	0	0.0
Sexual Assault W/Object	0	0.0	0	0.0
Forcible Fondling	0	0.0	0	0.0
Robbery	0	0.0	0	0.0
Assault Offenses (Total)	0	0.0	0	0.0
Aggravated Assault	0	0.0	0	0.0
Simple Assault	0	0.0	0	0.0
Intimidation	0	0.0	0	0.0
Stalking	0	0.0	0	0.0
Arson	0	0.0	0	0.0
Extortion/Blackmail	0	0.0	0	0.0
Burglary	0	0.0	0	0.0
Larceny/Theft Offenses (Total)	3	2.6	0	0.0
Theft - Pocket-picking	0	0.0	0	0.0
Theft - Purse Snatching	0	0.0	0	0.0
Theft - Shoplifting	0	0.0	0	0.0
Theft From Building	1	0.9	0	0.0
Theft From Coin Machine	0	0.0	0	0.0
Theft From Motor Vehicle	2	1.7	0	0.0
Theft of Motor Vehicle Parts	0	0.0	0	0.0
Theft - All Other Larceny	0	0.0	0	0.0
Motor Vehicle Theft	1	0.9	0	0.0
Counterfeiting/Forgery	0	0.0	0	0.0
Fraud Offenses (Total)	0	0.0	0	0.0
Fraud - Computer Hacking/Invasion	0	0.0	0	0.0
Fraud - Credit Card/ATM	0	0.0	0	0.0
Fraud - False Pretenses	0	0.0	0	0.0
Fraud - Identity Theft	0	0.0	0	0.0
Fraud - Impersonation	0	0.0	0	0.0
Fraud - Welfare	0	0.0	0	0.0
Fraud - Wire	0	0.0	0	0.0
Embezzlement	0	0.0	0	0.0
Stolen Property Offenses	0	0.0	0	0.0
Destruction/Damage/Vandalism	2	1.7	0	0.0
Drug/Narcotic Violations (Total)	0	0.0	0	0.0
Drug/Narcotic Violations	0	0.0	0	0.0
Drug/Narcotic Equipment Violations	0	0.0	0	0.0

GROUP A OFFENSES	Offense	Rate per 1,000	Cleared	% Cleared
Sex Offenses (Non forcible) (Total)	0	0.0	0	0.0
Incest	0	0.0	0	0.0
Statutory Rape	0	0.0	0	0.0
Pornography/Obscene Material	0	0.0	0	0.0
Gambling Offenses (Total)	0	0.0	0	0.0
Gambling - Betting/Wagering	0	0.0	0	0.0
Gambling - Operating/Promoting	0	0.0	0	0.0
Gambling - Equipment Violations	0	0.0	0	0.0
Gambling - Sports Tampering	0	0.0	0	0.0
Prostitution Offenses (Total)	0	0.0	0	0.0
Prostitution	0	0.0	0	0.0
Prostitution Assisting/Promoting	0	0.0	0	0.0
Purchasing Prostitution	0	0.0	0	0.0
Human Trafficking Offenses (Total)	0	0.0	0	0.0
Commercial Sex Acts	0	0.0	0	0.0
Involuntary Servitude	0	0.0	0	0.0
Bribery	0	0.0	0	0.0
Weapon Law Violations	0	0.0	0	0.0
Animal Cruelty	0	0.0	0	0.0

GROUP B OFFENSES	Offenses	Rate per 1,000
Bad Checks	0	0.0
Curfew/Vagrancy	0	0.0
Disorderly Conduct	0	0.0
DUI	0	0.0
Drunkenness	0	0.0
Family-Non Violent	0	0.0
Liquor Law Violations	0	0.0
Peeping Tom	0	0.0
Trespass	0	0.0
All Other Offenses	0	0.0

2019 Fall Term Campus Population	
Undergraduate Enrollment	1,066
Graduate Enrollment	0
Staff Personnel	21
Faculty Personnel	59
Security Personnel	3
Total Campus Population	1,149



Tennessee College of Applied Technology at Morristown - 2019

GROUP A OFFENSES	Offense	Rate per 1,000	Cleared	% Cleared
Homicide Offenses (Total)	0	0.0	0	0.0
Murder	0	0.0	0	0.0
Negligent Manslaughter	0	0.0	0	0.0
Negligent Vehicular Manslaughter	0	0.0	0	0.0
Kidnapping/Abduction	0	0.0	0	0.0
Sex Offenses (Forcible) (Total)	0	0.0	0	0.0
Forcible Rape	0	0.0	0	0.0
Forcible Sodomy	0	0.0	0	0.0
Sexual Assault W/Object	0	0.0	0	0.0
Forcible Fondling	0	0.0	0	0.0
Robbery	0	0.0	0	0.0
Assault Offenses (Total)	0	0.0	0	0.0
Aggravated Assault	0	0.0	0	0.0
Simple Assault	0	0.0	0	0.0
Intimidation	0	0.0	0	0.0
Stalking	0	0.0	0	0.0
Arson	0	0.0	0	0.0
Extortion/Blackmail	0	0.0	0	0.0
Burglary	0	0.0	0	0.0
Larceny/Theft Offenses (Total)	0	0.0	0	0.0
Theft - Pocket-picking	0	0.0	0	0.0
Theft - Purse Snatching	0	0.0	0	0.0
Theft - Shoplifting	0	0.0	0	0.0
Theft From Building	0	0.0	0	0.0
Theft From Coin Machine	0	0.0	0	0.0
Theft From Motor Vehicle	0	0.0	0	0.0
Theft of Motor Vehicle Parts	0	0.0	0	0.0
Theft - All Other Larceny	0	0.0	0	0.0
Motor Vehicle Theft	0	0.0	0	0.0
Counterfeiting/Forgery	0	0.0	0	0.0
Fraud Offenses (Total)	0	0.0	0	0.0
Fraud - Computer Hacking/Invasion	0	0.0	0	0.0
Fraud - Credit Card/ATM	0	0.0	0	0.0
Fraud - False Pretenses	0	0.0	0	0.0
Fraud - Identity Theft	0	0.0	0	0.0
Fraud - Impersonation	0	0.0	0	0.0
Fraud - Welfare	0	0.0	0	0.0
Fraud - Wire	0	0.0	0	0.0
Embezzlement	0	0.0	0	0.0
Stolen Property Offenses	0	0.0	0	0.0
Destruction/Damage/Vandalism	1	1.2	0	0.0
Drug/Narcotic Violations (Total)	0	0.0	0	0.0
Drug/Narcotic Violations	0	0.0	0	0.0
Drug/Narcotic Equipment Violations	0	0.0	0	0.0

GROUP A OFFENSES	Offense	Rate per 1,000	Cleared	% Cleared
Sex Offenses (Non forcible) (Total)	0	0.0	0	0.0
Incest	0	0.0	0	0.0
Statutory Rape	0	0.0	0	0.0
Pornography/Obscene Material	0	0.0	0	0.0
Gambling Offenses (Total)	0	0.0	0	0.0
Gambling - Betting/Wagering	0	0.0	0	0.0
Gambling - Operating/Promoting	0	0.0	0	0.0
Gambling - Equipment Violations	0	0.0	0	0.0
Gambling - Sports Tampering	0	0.0	0	0.0
Prostitution Offenses (Total)	0	0.0	0	0.0
Prostitution	0	0.0	0	0.0
Prostitution Assisting/Promoting	0	0.0	0	0.0
Purchasing Prostitution	0	0.0	0	0.0
Human Trafficking Offenses (Total)	0	0.0	0	0.0
Commercial Sex Acts	0	0.0	0	0.0
Involuntary Servitude	0	0.0	0	0.0
Bribery	0	0.0	0	0.0
Weapon Law Violations	0	0.0	0	0.0
Animal Cruelty	0	0.0	0	0.0

GROUP B OFFENSES	Offenses	Rate per 1,000
Bad Checks	0	0.0
Curfew/Vagrancy	0	0.0
Disorderly Conduct	0	0.0
DUI	0	0.0
Drunkenness	0	0.0
Family-Non Violent	0	0.0
Liquor Law Violations	0	0.0
Peeping Tom	0	0.0
Trespass	0	0.0
All Other Offenses	0	0.0

2019 Fall Term Campus Population	
Undergraduate Enrollment	760
Graduate Enrollment	0
Staff Personnel	18
Faculty Personnel	35
Security Personnel	0
Total Campus Population	813



Tennessee College of Applied Technology at Murfreesboro - 2019

GROUP A OFFENSES	Offense	Rate per 1,000	Cleared	% Cleared
Homicide Offenses (Total)	0	0.0	0	0.0
Murder	0	0.0	0	0.0
Negligent Manslaughter	0	0.0	0	0.0
Negligent Vehicular Manslaughter	0	0.0	0	0.0
Kidnapping/Abduction	0	0.0	0	0.0
Sex Offenses (Forcible) (Total)	0	0.0	0	0.0
Forcible Rape	0	0.0	0	0.0
Forcible Sodomy	0	0.0	0	0.0
Sexual Assault W/Object	0	0.0	0	0.0
Forcible Fondling	0	0.0	0	0.0
Robbery	0	0.0	0	0.0
Assault Offenses (Total)	0	0.0	0	0.0
Aggravated Assault	0	0.0	0	0.0
Simple Assault	0	0.0	0	0.0
Intimidation	0	0.0	0	0.0
Stalking	0	0.0	0	0.0
Arson	0	0.0	0	0.0
Extortion/Blackmail	0	0.0	0	0.0
Burglary	0	0.0	0	0.0
Larceny/Theft Offenses (Total)	0	0.0	0	0.0
Theft - Pocket-picking	0	0.0	0	0.0
Theft - Purse Snatching	0	0.0	0	0.0
Theft - Shoplifting	0	0.0	0	0.0
Theft From Building	0	0.0	0	0.0
Theft From Coin Machine	0	0.0	0	0.0
Theft From Motor Vehicle	0	0.0	0	0.0
Theft of Motor Vehicle Parts	0	0.0	0	0.0
Theft - All Other Larceny	0	0.0	0	0.0
Motor Vehicle Theft	0	0.0	0	0.0
Counterfeiting/Forgery	0	0.0	0	0.0
Fraud Offenses (Total)	0	0.0	0	0.0
Fraud - Computer Hacking/Invasion	0	0.0	0	0.0
Fraud - Credit Card/ATM	0	0.0	0	0.0
Fraud - False Pretenses	0	0.0	0	0.0
Fraud - Identity Theft	0	0.0	0	0.0
Fraud - Impersonation	0	0.0	0	0.0
Fraud - Welfare	0	0.0	0	0.0
Fraud - Wire	0	0.0	0	0.0
Embezzlement	0	0.0	0	0.0
Stolen Property Offenses	0	0.0	0	0.0
Destruction/Damage/Vandalism	0	0.0	0	0.0
Drug/Narcotic Violations (Total)	0	0.0	0	0.0
Drug/Narcotic Violations	0	0.0	0	0.0
Drug/Narcotic Equipment Violations	0	0.0	0	0.0

GROUP A OFFENSES	Offense	Rate per 1,000	Cleared	% Cleared
Sex Offenses (Non forcible) (Total)	0	0.0	0	0.0
Incest	0	0.0	0	0.0
Statutory Rape	0	0.0	0	0.0
Pornography/Obscene Material	0	0.0	0	0.0
Gambling Offenses (Total)	0	0.0	0	0.0
Gambling - Betting/Wagering	0	0.0	0	0.0
Gambling - Operating/Promoting	0	0.0	0	0.0
Gambling - Equipment Violations	0	0.0	0	0.0
Gambling - Sports Tampering	0	0.0	0	0.0
Prostitution Offenses (Total)	0	0.0	0	0.0
Prostitution	0	0.0	0	0.0
Prostitution Assisting/Promoting	0	0.0	0	0.0
Purchasing Prostitution	0	0.0	0	0.0
Human Trafficking Offenses (Total)	0	0.0	0	0.0
Commercial Sex Acts	0	0.0	0	0.0
Involuntary Servitude	0	0.0	0	0.0
Bribery	0	0.0	0	0.0
Weapon Law Violations	0	0.0	0	0.0
Animal Cruelty	0	0.0	0	0.0

GROUP B OFFENSES	Offenses	Rate per 1,000
Bad Checks	0	0.0
Curfew/Vagrancy	0	0.0
Disorderly Conduct	0	0.0
DUI	0	0.0
Drunkenness	0	0.0
Family-Non Violent	0	0.0
Liquor Law Violations	0	0.0
Peeping Tom	0	0.0
Trespass	0	0.0
All Other Offenses	0	0.0

2019 Fall Term Campus Population	
Undergraduate Enrollment	525
Graduate Enrollment	0
Staff Personnel	23
Faculty Personnel	44
Security Personnel	0
Total Campus Population	592



Tennessee College of Applied Technology at Nashville - 2019

GROUP A OFFENSES	Offense	Rate per 1,000	Cleared	% Cleared
Homicide Offenses (Total)	0	0.0	0	0.0
Murder	0	0.0	0	0.0
Negligent Manslaughter	0	0.0	0	0.0
Negligent Vehicular Manslaughter	0	0.0	0	0.0
Kidnapping/Abduction	0	0.0	0	0.0
Sex Offenses (Forcible) (Total)	0	0.0	0	0.0
Forcible Rape	0	0.0	0	0.0
Forcible Sodomy	0	0.0	0	0.0
Sexual Assault W/Object	0	0.0	0	0.0
Forcible Fondling	0	0.0	0	0.0
Robbery	0	0.0	0	0.0
Assault Offenses (Total)	1	1.0	0	0.0
Aggravated Assault	0	0.0	0	0.0
Simple Assault	0	0.0	0	0.0
Intimidation	1	1.0	0	0.0
Stalking	0	0.0	0	0.0
Arson	0	0.0	0	0.0
Extortion/Blackmail	0	0.0	0	0.0
Burglary	0	0.0	0	0.0
Larceny/Theft Offenses (Total)	1	1.0	0	0.0
Theft - Pocket-picking	0	0.0	0	0.0
Theft - Purse Snatching	0	0.0	0	0.0
Theft - Shoplifting	0	0.0	0	0.0
Theft From Building	1	1.0	0	0.0
Theft From Coin Machine	0	0.0	0	0.0
Theft From Motor Vehicle	0	0.0	0	0.0
Theft of Motor Vehicle Parts	0	0.0	0	0.0
Theft - All Other Larceny	0	0.0	0	0.0
Motor Vehicle Theft	0	0.0	0	0.0
Counterfeiting/Forgery	0	0.0	0	0.0
Fraud Offenses (Total)	0	0.0	0	0.0
Fraud - Computer Hacking/Invasion	0	0.0	0	0.0
Fraud - Credit Card/ATM	0	0.0	0	0.0
Fraud - False Pretenses	0	0.0	0	0.0
Fraud - Identity Theft	0	0.0	0	0.0
Fraud - Impersonation	0	0.0	0	0.0
Fraud - Welfare	0	0.0	0	0.0
Fraud - Wire	0	0.0	0	0.0
Embezzlement	0	0.0	0	0.0
Stolen Property Offenses	0	0.0	0	0.0
Destruction/Damage/Vandalism	0	0.0	0	0.0
Drug/Narcotic Violations (Total)	0	0.0	0	0.0
Drug/Narcotic Violations	0	0.0	0	0.0
Drug/Narcotic Equipment Violations	0	0.0	0	0.0

GROUP A OFFENSES	Offense	Rate per 1,000	Cleared	% Cleared
Sex Offenses (Non forcible) (Total)	0	0.0	0	0.0
Incest	0	0.0	0	0.0
Statutory Rape	0	0.0	0	0.0
Pornography/Obscene Material	0	0.0	0	0.0
Gambling Offenses (Total)	0	0.0	0	0.0
Gambling - Betting/Wagering	0	0.0	0	0.0
Gambling - Operating/Promoting	0	0.0	0	0.0
Gambling - Equipment Violations	0	0.0	0	0.0
Gambling - Sports Tampering	0	0.0	0	0.0
Prostitution Offenses (Total)	0	0.0	0	0.0
Prostitution	0	0.0	0	0.0
Prostitution Assisting/Promoting	0	0.0	0	0.0
Purchasing Prostitution	0	0.0	0	0.0
Human Trafficking Offenses (Total)	0	0.0	0	0.0
Commercial Sex Acts	0	0.0	0	0.0
Involuntary Servitude	0	0.0	0	0.0
Bribery	0	0.0	0	0.0
Weapon Law Violations	0	0.0	0	0.0
Animal Cruelty	0	0.0	0	0.0

GROUP B OFFENSES	Offenses	Rate per 1,000
Bad Checks	0	0.0
Curfew/Vagrancy	0	0.0
Disorderly Conduct	0	0.0
DUI	0	0.0
Drunkenness	0	0.0
Family-Non Violent	0	0.0
Liquor Law Violations	0	0.0
Peeping Tom	0	0.0
Trespass	0	0.0
All Other Offenses	0	0.0

2019 Fall Term Campus Population	
Undergraduate Enrollment	950
Graduate Enrollment	0
Staff Personnel	28
Faculty Personnel	62
Security Personnel	2
Total Campus Population	1,042



Tennessee College of Applied Technology at Newbern - 2019

GROUP A OFFENSES	Offense	Rate per 1,000	Cleared	% Cleared
Homicide Offenses (Total)	0	0.0	0	0.0
Murder	0	0.0	0	0.0
Negligent Manslaughter	0	0.0	0	0.0
Negligent Vehicular Manslaughter	0	0.0	0	0.0
Kidnapping/Abduction	0	0.0	0	0.0
Sex Offenses (Forcible) (Total)	0	0.0	0	0.0
Forcible Rape	0	0.0	0	0.0
Forcible Sodomy	0	0.0	0	0.0
Sexual Assault W/Object	0	0.0	0	0.0
Forcible Fondling	0	0.0	0	0.0
Robbery	0	0.0	0	0.0
Assault Offenses (Total)	0	0.0	0	0.0
Aggravated Assault	0	0.0	0	0.0
Simple Assault	0	0.0	0	0.0
Intimidation	0	0.0	0	0.0
Stalking	0	0.0	0	0.0
Arson	0	0.0	0	0.0
Extortion/Blackmail	0	0.0	0	0.0
Burglary	0	0.0	0	0.0
Larceny/Theft Offenses (Total)	1	2.5	0	0.0
Theft - Pocket-picking	0	0.0	0	0.0
Theft - Purse Snatching	0	0.0	0	0.0
Theft - Shoplifting	0	0.0	0	0.0
Theft From Building	0	0.0	0	0.0
Theft From Coin Machine	0	0.0	0	0.0
Theft From Motor Vehicle	0	0.0	0	0.0
Theft of Motor Vehicle Parts	0	0.0	0	0.0
Theft - All Other Larceny	1	2.5	0	0.0
Motor Vehicle Theft	0	0.0	0	0.0
Counterfeiting/Forgery	0	0.0	0	0.0
Fraud Offenses (Total)	0	0.0	0	0.0
Fraud - Computer Hacking/Invasion	0	0.0	0	0.0
Fraud - Credit Card/ATM	0	0.0	0	0.0
Fraud - False Pretenses	0	0.0	0	0.0
Fraud - Identity Theft	0	0.0	0	0.0
Fraud - Impersonation	0	0.0	0	0.0
Fraud - Welfare	0	0.0	0	0.0
Fraud - Wire	0	0.0	0	0.0
Embezzlement	0	0.0	0	0.0
Stolen Property Offenses	0	0.0	0	0.0
Destruction/Damage/Vandalism	0	0.0	0	0.0
Drug/Narcotic Violations (Total)	0	0.0	0	0.0
Drug/Narcotic Violations	0	0.0	0	0.0
Drug/Narcotic Equipment Violations	0	0.0	0	0.0

GROUP A OFFENSES	Offense	Rate per 1,000	Cleared	% Cleared
Sex Offenses (Non forcible) (Total)	0	0.0	0	0.0
Incest	0	0.0	0	0.0
Statutory Rape	0	0.0	0	0.0
Pornography/Obscene Material	0	0.0	0	0.0
Gambling Offenses (Total)	0	0.0	0	0.0
Gambling - Betting/Wagering	0	0.0	0	0.0
Gambling - Operating/Promoting	0	0.0	0	0.0
Gambling - Equipment Violations	0	0.0	0	0.0
Gambling - Sports Tampering	0	0.0	0	0.0
Prostitution Offenses (Total)	0	0.0	0	0.0
Prostitution	0	0.0	0	0.0
Prostitution Assisting/Promoting	0	0.0	0	0.0
Purchasing Prostitution	0	0.0	0	0.0
Human Trafficking Offenses (Total)	0	0.0	0	0.0
Commercial Sex Acts	0	0.0	0	0.0
Involuntary Servitude	0	0.0	0	0.0
Bribery	0	0.0	0	0.0
Weapon Law Violations	0	0.0	0	0.0
Animal Cruelty	0	0.0	0	0.0

GROUP B OFFENSES	Offenses	Rate per 1,000
Bad Checks	0	0.0
Curfew/Vagrancy	0	0.0
Disorderly Conduct	0	0.0
DUI	0	0.0
Drunkenness	0	0.0
Family-Non Violent	0	0.0
Liquor Law Violations	0	0.0
Peeping Tom	0	0.0
Trespass	0	0.0
All Other Offenses	0	0.0

2019 Fall Term Campus Population	
Undergraduate Enrollment	374
Graduate Enrollment	0
Staff Personnel	10
Faculty Personnel	24
Security Personnel	0
Total Campus Population	408



Tennessee College of Applied Technology at Oneida - 2019

GROUP A OFFENSES	Offense	Rate per 1,000	Cleared	% Cleared
Homicide Offenses (Total)	0	0.0	0	0.0
Murder	0	0.0	0	0.0
Negligent Manslaughter	0	0.0	0	0.0
Negligent Vehicular Manslaughter	0	0.0	0	0.0
Kidnapping/Abduction	0	0.0	0	0.0
Sex Offenses (Forcible) (Total)	0	0.0	0	0.0
Forcible Rape	0	0.0	0	0.0
Forcible Sodomy	0	0.0	0	0.0
Sexual Assault W/Object	0	0.0	0	0.0
Forcible Fondling	0	0.0	0	0.0
Robbery	0	0.0	0	0.0
Assault Offenses (Total)	0	0.0	0	0.0
Aggravated Assault	0	0.0	0	0.0
Simple Assault	0	0.0	0	0.0
Intimidation	0	0.0	0	0.0
Stalking	0	0.0	0	0.0
Arson	0	0.0	0	0.0
Extortion/Blackmail	0	0.0	0	0.0
Burglary	0	0.0	0	0.0
Larceny/Theft Offenses (Total)	0	0.0	0	0.0
Theft - Pocket-picking	0	0.0	0	0.0
Theft - Purse Snatching	0	0.0	0	0.0
Theft - Shoplifting	0	0.0	0	0.0
Theft From Building	0	0.0	0	0.0
Theft From Coin Machine	0	0.0	0	0.0
Theft From Motor Vehicle	0	0.0	0	0.0
Theft of Motor Vehicle Parts	0	0.0	0	0.0
Theft - All Other Larceny	0	0.0	0	0.0
Motor Vehicle Theft	0	0.0	0	0.0
Counterfeiting/Forgery	0	0.0	0	0.0
Fraud Offenses (Total)	0	0.0	0	0.0
Fraud - Computer Hacking/Invasion	0	0.0	0	0.0
Fraud - Credit Card/ATM	0	0.0	0	0.0
Fraud - False Pretenses	0	0.0	0	0.0
Fraud - Identity Theft	0	0.0	0	0.0
Fraud - Impersonation	0	0.0	0	0.0
Fraud - Welfare	0	0.0	0	0.0
Fraud - Wire	0	0.0	0	0.0
Embezzlement	0	0.0	0	0.0
Stolen Property Offenses	0	0.0	0	0.0
Destruction/Damage/Vandalism	0	0.0	0	0.0
Drug/Narcotic Violations (Total)	0	0.0	0	0.0
Drug/Narcotic Violations	0	0.0	0	0.0
Drug/Narcotic Equipment Violations	0	0.0	0	0.0

GROUP A OFFENSES	Offense	Rate per 1,000	Cleared	% Cleared
Sex Offenses (Non forcible) (Total)	0	0.0	0	0.0
Incest	0	0.0	0	0.0
Statutory Rape	0	0.0	0	0.0
Pornography/Obscene Material	0	0.0	0	0.0
Gambling Offenses (Total)	0	0.0	0	0.0
Gambling - Betting/Wagering	0	0.0	0	0.0
Gambling - Operating/Promoting	0	0.0	0	0.0
Gambling - Equipment Violations	0	0.0	0	0.0
Gambling - Sports Tampering	0	0.0	0	0.0
Prostitution Offenses (Total)	0	0.0	0	0.0
Prostitution	0	0.0	0	0.0
Prostitution Assisting/Promoting	0	0.0	0	0.0
Purchasing Prostitution	0	0.0	0	0.0
Human Trafficking Offenses (Total)	0	0.0	0	0.0
Commercial Sex Acts	0	0.0	0	0.0
Involuntary Servitude	0	0.0	0	0.0
Bribery	0	0.0	0	0.0
Weapon Law Violations	0	0.0	0	0.0
Animal Cruelty	0	0.0	0	0.0

GROUP B OFFENSES	Offenses	Rate per 1,000
Bad Checks	0	0.0
Curfew/Vagrancy	0	0.0
Disorderly Conduct	0	0.0
DUI	0	0.0
Drunkenness	0	0.0
Family-Non Violent	0	0.0
Liquor Law Violations	0	0.0
Peeping Tom	0	0.0
Trespass	0	0.0
All Other Offenses	0	0.0

2019 Fall Term Campus Population	
Undergraduate Enrollment	284
Graduate Enrollment	0
Staff Personnel	10
Faculty Personnel	11
Security Personnel	0
Total Campus Population	305



Tennessee College of Applied Technology at Paris - 2019

GROUP A OFFENSES	Offense	Rate per 1,000	Cleared	% Cleared
Homicide Offenses (Total)	0	0.0	0	0.0
Murder	0	0.0	0	0.0
Negligent Manslaughter	0	0.0	0	0.0
Negligent Vehicular Manslaughter	0	0.0	0	0.0
Kidnapping/Abduction	0	0.0	0	0.0
Sex Offenses (Forcible) (Total)	0	0.0	0	0.0
Forcible Rape	0	0.0	0	0.0
Forcible Sodomy	0	0.0	0	0.0
Sexual Assault W/Object	0	0.0	0	0.0
Forcible Fondling	0	0.0	0	0.0
Robbery	0	0.0	0	0.0
Assault Offenses (Total)	0	0.0	0	0.0
Aggravated Assault	0	0.0	0	0.0
Simple Assault	0	0.0	0	0.0
Intimidation	0	0.0	0	0.0
Stalking	0	0.0	0	0.0
Arson	0	0.0	0	0.0
Extortion/Blackmail	0	0.0	0	0.0
Burglary	0	0.0	0	0.0
Larceny/Theft Offenses (Total)	0	0.0	0	0.0
Theft - Pocket-picking	0	0.0	0	0.0
Theft - Purse Snatching	0	0.0	0	0.0
Theft - Shoplifting	0	0.0	0	0.0
Theft From Building	0	0.0	0	0.0
Theft From Coin Machine	0	0.0	0	0.0
Theft From Motor Vehicle	0	0.0	0	0.0
Theft of Motor Vehicle Parts	0	0.0	0	0.0
Theft - All Other Larceny	0	0.0	0	0.0
Motor Vehicle Theft	0	0.0	0	0.0
Counterfeiting/Forgery	0	0.0	0	0.0
Fraud Offenses (Total)	0	0.0	0	0.0
Fraud - Computer Hacking/Invasion	0	0.0	0	0.0
Fraud - Credit Card/ATM	0	0.0	0	0.0
Fraud - False Pretenses	0	0.0	0	0.0
Fraud - Identity Theft	0	0.0	0	0.0
Fraud - Impersonation	0	0.0	0	0.0
Fraud - Welfare	0	0.0	0	0.0
Fraud - Wire	0	0.0	0	0.0
Embezzlement	0	0.0	0	0.0
Stolen Property Offenses	0	0.0	0	0.0
Destruction/Damage/Vandalism	0	0.0	0	0.0
Drug/Narcotic Violations (Total)	1	3.1	1	100.0
Drug/Narcotic Violations	1	3.1	1	100.0
Drug/Narcotic Equipment Violations	0	0.0	0	0.0

GROUP A OFFENSES	Offense	Rate per 1,000	Cleared	% Cleared
Sex Offenses (Non forcible) (Total)	0	0.0	0	0.0
Incest	0	0.0	0	0.0
Statutory Rape	0	0.0	0	0.0
Pornography/Obscene Material	0	0.0	0	0.0
Gambling Offenses (Total)	0	0.0	0	0.0
Gambling - Betting/Wagering	0	0.0	0	0.0
Gambling - Operating/Promoting	0	0.0	0	0.0
Gambling - Equipment Violations	0	0.0	0	0.0
Gambling - Sports Tampering	0	0.0	0	0.0
Prostitution Offenses (Total)	0	0.0	0	0.0
Prostitution	0	0.0	0	0.0
Prostitution Assisting/Promoting	0	0.0	0	0.0
Purchasing Prostitution	0	0.0	0	0.0
Human Trafficking Offenses (Total)	0	0.0	0	0.0
Commercial Sex Acts	0	0.0	0	0.0
Involuntary Servitude	0	0.0	0	0.0
Bribery	0	0.0	0	0.0
Weapon Law Violations	0	0.0	0	0.0
Animal Cruelty	0	0.0	0	0.0

GROUP B OFFENSES	Offenses	Rate per 1,000
Bad Checks	0	0.0
Curfew/Vagrancy	0	0.0
Disorderly Conduct	0	0.0
DUI	0	0.0
Drunkenness	0	0.0
Family-Non Violent	0	0.0
Liquor Law Violations	0	0.0
Peeping Tom	0	0.0
Trespass	0	0.0
All Other Offenses	0	0.0

2019 Fall Term Campus Population	
Undergraduate Enrollment	288
Graduate Enrollment	0
Staff Personnel	12
Faculty Personnel	20
Security Personnel	0
Total Campus Population	320



Tennessee College of Applied Technology at Pulaski - 2019

GROUP A OFFENSES	Offense	Rate per 1,000	Cleared	% Cleared
Homicide Offenses (Total)	0	0.0	0	0.0
Murder	0	0.0	0	0.0
Negligent Manslaughter	0	0.0	0	0.0
Negligent Vehicular Manslaughter	0	0.0	0	0.0
Kidnapping/Abduction	0	0.0	0	0.0
Sex Offenses (Forcible) (Total)	0	0.0	0	0.0
Forcible Rape	0	0.0	0	0.0
Forcible Sodomy	0	0.0	0	0.0
Sexual Assault W/Object	0	0.0	0	0.0
Forcible Fondling	0	0.0	0	0.0
Robbery	0	0.0	0	0.0
Assault Offenses (Total)	0	0.0	0	0.0
Aggravated Assault	0	0.0	0	0.0
Simple Assault	0	0.0	0	0.0
Intimidation	0	0.0	0	0.0
Stalking	0	0.0	0	0.0
Arson	0	0.0	0	0.0
Extortion/Blackmail	0	0.0	0	0.0
Burglary	0	0.0	0	0.0
Larceny/Theft Offenses (Total)	0	0.0	0	0.0
Theft - Pocket-picking	0	0.0	0	0.0
Theft - Purse Snatching	0	0.0	0	0.0
Theft - Shoplifting	0	0.0	0	0.0
Theft From Building	0	0.0	0	0.0
Theft From Coin Machine	0	0.0	0	0.0
Theft From Motor Vehicle	0	0.0	0	0.0
Theft of Motor Vehicle Parts	0	0.0	0	0.0
Theft - All Other Larceny	0	0.0	0	0.0
Motor Vehicle Theft	0	0.0	0	0.0
Counterfeiting/Forgery	0	0.0	0	0.0
Fraud Offenses (Total)	0	0.0	0	0.0
Fraud - Computer Hacking/Invasion	0	0.0	0	0.0
Fraud - Credit Card/ATM	0	0.0	0	0.0
Fraud - False Pretenses	0	0.0	0	0.0
Fraud - Identity Theft	0	0.0	0	0.0
Fraud - Impersonation	0	0.0	0	0.0
Fraud - Welfare	0	0.0	0	0.0
Fraud - Wire	0	0.0	0	0.0
Embezzlement	0	0.0	0	0.0
Stolen Property Offenses	0	0.0	0	0.0
Destruction/Damage/Vandalism	0	0.0	0	0.0
Drug/Narcotic Violations (Total)	0	0.0	0	0.0
Drug/Narcotic Violations	0	0.0	0	0.0
Drug/Narcotic Equipment Violations	0	0.0	0	0.0

GROUP A OFFENSES	Offense	Rate per 1,000	Cleared	% Cleared
Sex Offenses (Non forcible) (Total)	0	0.0	0	0.0
Incest	0	0.0	0	0.0
Statutory Rape	0	0.0	0	0.0
Pornography/Obscene Material	0	0.0	0	0.0
Gambling Offenses (Total)	0	0.0	0	0.0
Gambling - Betting/Wagering	0	0.0	0	0.0
Gambling - Operating/Promoting	0	0.0	0	0.0
Gambling - Equipment Violations	0	0.0	0	0.0
Gambling - Sports Tampering	0	0.0	0	0.0
Prostitution Offenses (Total)	0	0.0	0	0.0
Prostitution	0	0.0	0	0.0
Prostitution Assisting/Promoting	0	0.0	0	0.0
Purchasing Prostitution	0	0.0	0	0.0
Human Trafficking Offenses (Total)	0	0.0	0	0.0
Commercial Sex Acts	0	0.0	0	0.0
Involuntary Servitude	0	0.0	0	0.0
Bribery	0	0.0	0	0.0
Weapon Law Violations	0	0.0	0	0.0
Animal Cruelty	0	0.0	0	0.0

GROUP B OFFENSES	Offenses	Rate per 1,000
Bad Checks	0	0.0
Curfew/Vagrancy	0	0.0
Disorderly Conduct	0	0.0
DUI	0	0.0
Drunkenness	0	0.0
Family-Non Violent	0	0.0
Liquor Law Violations	0	0.0
Peeping Tom	0	0.0
Trespass	0	0.0
All Other Offenses	0	0.0

2019 Fall Term Campus Population	
Undergraduate Enrollment	531
Graduate Enrollment	0
Staff Personnel	12
Faculty Personnel	20
Security Personnel	0
Total Campus Population	563



Tennessee College of Applied Technology at Ripley - 2019

GROUP A OFFENSES	Offense	Rate per 1,000	Cleared	% Cleared
Homicide Offenses (Total)	0	0.0	0	0.0
Murder	0	0.0	0	0.0
Negligent Manslaughter	0	0.0	0	0.0
Negligent Vehicular Manslaughter	0	0.0	0	0.0
Kidnapping/Abduction	0	0.0	0	0.0
Sex Offenses (Forcible) (Total)	0	0.0	0	0.0
Forcible Rape	0	0.0	0	0.0
Forcible Sodomy	0	0.0	0	0.0
Sexual Assault W/Object	0	0.0	0	0.0
Forcible Fondling	0	0.0	0	0.0
Robbery	0	0.0	0	0.0
Assault Offenses (Total)	0	0.0	0	0.0
Aggravated Assault	0	0.0	0	0.0
Simple Assault	0	0.0	0	0.0
Intimidation	0	0.0	0	0.0
Stalking	0	0.0	0	0.0
Arson	0	0.0	0	0.0
Extortion/Blackmail	0	0.0	0	0.0
Burglary	0	0.0	0	0.0
Larceny/Theft Offenses (Total)	0	0.0	0	0.0
Theft - Pocket-picking	0	0.0	0	0.0
Theft - Purse Snatching	0	0.0	0	0.0
Theft - Shoplifting	0	0.0	0	0.0
Theft From Building	0	0.0	0	0.0
Theft From Coin Machine	0	0.0	0	0.0
Theft From Motor Vehicle	0	0.0	0	0.0
Theft of Motor Vehicle Parts	0	0.0	0	0.0
Theft - All Other Larceny	0	0.0	0	0.0
Motor Vehicle Theft	0	0.0	0	0.0
Counterfeiting/Forgery	0	0.0	0	0.0
Fraud Offenses (Total)	0	0.0	0	0.0
Fraud - Computer Hacking/Invasion	0	0.0	0	0.0
Fraud - Credit Card/ATM	0	0.0	0	0.0
Fraud - False Pretenses	0	0.0	0	0.0
Fraud - Identity Theft	0	0.0	0	0.0
Fraud - Impersonation	0	0.0	0	0.0
Fraud - Welfare	0	0.0	0	0.0
Fraud - Wire	0	0.0	0	0.0
Embezzlement	0	0.0	0	0.0
Stolen Property Offenses	0	0.0	0	0.0
Destruction/Damage/Vandalism	0	0.0	0	0.0
Drug/Narcotic Violations (Total)	0	0.0	0	0.0
Drug/Narcotic Violations	0	0.0	0	0.0
Drug/Narcotic Equipment Violations	0	0.0	0	0.0

GROUP A OFFENSES	Offense	Rate per 1,000	Cleared	% Cleared
Sex Offenses (Non forcible) (Total)	0	0.0	0	0.0
Incest	0	0.0	0	0.0
Statutory Rape	0	0.0	0	0.0
Pornography/Obscene Material	0	0.0	0	0.0
Gambling Offenses (Total)	0	0.0	0	0.0
Gambling - Betting/Wagering	0	0.0	0	0.0
Gambling - Operating/Promoting	0	0.0	0	0.0
Gambling - Equipment Violations	0	0.0	0	0.0
Gambling - Sports Tampering	0	0.0	0	0.0
Prostitution Offenses (Total)	0	0.0	0	0.0
Prostitution	0	0.0	0	0.0
Prostitution Assisting/Promoting	0	0.0	0	0.0
Purchasing Prostitution	0	0.0	0	0.0
Human Trafficking Offenses (Total)	0	0.0	0	0.0
Commercial Sex Acts	0	0.0	0	0.0
Involuntary Servitude	0	0.0	0	0.0
Bribery	0	0.0	0	0.0
Weapon Law Violations	0	0.0	0	0.0
Animal Cruelty	0	0.0	0	0.0

GROUP B OFFENSES	Offenses	Rate per 1,000
Bad Checks	0	0.0
Curfew/Vagrancy	0	0.0
Disorderly Conduct	0	0.0
DUI	0	0.0
Drunkenness	0	0.0
Family-Non Violent	0	0.0
Liquor Law Violations	0	0.0
Peeping Tom	0	0.0
Trespass	0	0.0
All Other Offenses	0	0.0

2019 Fall Term Campus Population	
Undergraduate Enrollment	183
Graduate Enrollment	0
Staff Personnel	11
Faculty Personnel	9
Security Personnel	0
Total Campus Population	203



Tennessee College of Applied Technology at Shelbyville - 2019

GROUP A OFFENSES	Offense	Rate per 1,000	Cleared	% Cleared
Homicide Offenses (Total)	0	0.0	0	0.0
Murder	0	0.0	0	0.0
Negligent Manslaughter	0	0.0	0	0.0
Negligent Vehicular Manslaughter	0	0.0	0	0.0
Kidnapping/Abduction	0	0.0	0	0.0
Sex Offenses (Forcible) (Total)	0	0.0	0	0.0
Forcible Rape	0	0.0	0	0.0
Forcible Sodomy	0	0.0	0	0.0
Sexual Assault W/Object	0	0.0	0	0.0
Forcible Fondling	0	0.0	0	0.0
Robbery	0	0.0	0	0.0
Assault Offenses (Total)	0	0.0	0	0.0
Aggravated Assault	0	0.0	0	0.0
Simple Assault	0	0.0	0	0.0
Intimidation	0	0.0	0	0.0
Stalking	0	0.0	0	0.0
Arson	0	0.0	0	0.0
Extortion/Blackmail	0	0.0	0	0.0
Burglary	0	0.0	0	0.0
Larceny/Theft Offenses (Total)	0	0.0	0	0.0
Theft - Pocket-picking	0	0.0	0	0.0
Theft - Purse Snatching	0	0.0	0	0.0
Theft - Shoplifting	0	0.0	0	0.0
Theft From Building	0	0.0	0	0.0
Theft From Coin Machine	0	0.0	0	0.0
Theft From Motor Vehicle	0	0.0	0	0.0
Theft of Motor Vehicle Parts	0	0.0	0	0.0
Theft - All Other Larceny	0	0.0	0	0.0
Motor Vehicle Theft	0	0.0	0	0.0
Counterfeiting/Forgery	0	0.0	0	0.0
Fraud Offenses (Total)	0	0.0	0	0.0
Fraud - Computer Hacking/Invasion	0	0.0	0	0.0
Fraud - Credit Card/ATM	0	0.0	0	0.0
Fraud - False Pretenses	0	0.0	0	0.0
Fraud - Identity Theft	0	0.0	0	0.0
Fraud - Impersonation	0	0.0	0	0.0
Fraud - Welfare	0	0.0	0	0.0
Fraud - Wire	0	0.0	0	0.0
Embezzlement	0	0.0	0	0.0
Stolen Property Offenses	0	0.0	0	0.0
Destruction/Damage/Vandalism	0	0.0	0	0.0
Drug/Narcotic Violations (Total)	0	0.0	0	0.0
Drug/Narcotic Violations	0	0.0	0	0.0
Drug/Narcotic Equipment Violations	0	0.0	0	0.0

GROUP A OFFENSES	Offense	Rate per 1,000	Cleared	% Cleared
Sex Offenses (Non forcible) (Total)	0	0.0	0	0.0
Incest	0	0.0	0	0.0
Statutory Rape	0	0.0	0	0.0
Pornography/Obscene Material	0	0.0	0	0.0
Gambling Offenses (Total)	0	0.0	0	0.0
Gambling - Betting/Wagering	0	0.0	0	0.0
Gambling - Operating/Promoting	0	0.0	0	0.0
Gambling - Equipment Violations	0	0.0	0	0.0
Gambling - Sports Tampering	0	0.0	0	0.0
Prostitution Offenses (Total)	0	0.0	0	0.0
Prostitution	0	0.0	0	0.0
Prostitution Assisting/Promoting	0	0.0	0	0.0
Purchasing Prostitution	0	0.0	0	0.0
Human Trafficking Offenses (Total)	0	0.0	0	0.0
Commercial Sex Acts	0	0.0	0	0.0
Involuntary Servitude	0	0.0	0	0.0
Bribery	0	0.0	0	0.0
Weapon Law Violations	0	0.0	0	0.0
Animal Cruelty	0	0.0	0	0.0

GROUP B OFFENSES	Offenses	Rate per 1,000
Bad Checks	0	0.0
Curfew/Vagrancy	0	0.0
Disorderly Conduct	0	0.0
DUI	0	0.0
Drunkenness	0	0.0
Family-Non Violent	0	0.0
Liquor Law Violations	0	0.0
Peeping Tom	0	0.0
Trespass	0	0.0
All Other Offenses	0	0.0

2019 Fall Term Campus Population	
Undergraduate Enrollment	348
Graduate Enrollment	0
Staff Personnel	15
Faculty Personnel	38
Security Personnel	0
Total Campus Population	401



Tennessee College of Applied Technology at Whiteville - 2019

GROUP A OFFENSES	Offense	Rate per 1,000	Cleared	% Cleared
Homicide Offenses (Total)	0	0.0	0	0.0
Murder	0	0.0	0	0.0
Negligent Manslaughter	0	0.0	0	0.0
Negligent Vehicular Manslaughter	0	0.0	0	0.0
Kidnapping/Abduction	0	0.0	0	0.0
Sex Offenses (Forcible) (Total)	0	0.0	0	0.0
Forcible Rape	0	0.0	0	0.0
Forcible Sodomy	0	0.0	0	0.0
Sexual Assault W/Object	0	0.0	0	0.0
Forcible Fondling	0	0.0	0	0.0
Robbery	0	0.0	0	0.0
Assault Offenses (Total)	0	0.0	0	0.0
Aggravated Assault	0	0.0	0	0.0
Simple Assault	0	0.0	0	0.0
Intimidation	0	0.0	0	0.0
Stalking	0	0.0	0	0.0
Arson	0	0.0	0	0.0
Extortion/Blackmail	0	0.0	0	0.0
Burglary	0	0.0	0	0.0
Larceny/Theft Offenses (Total)	0	0.0	0	0.0
Theft - Pocket-picking	0	0.0	0	0.0
Theft - Purse Snatching	0	0.0	0	0.0
Theft - Shoplifting	0	0.0	0	0.0
Theft From Building	0	0.0	0	0.0
Theft From Coin Machine	0	0.0	0	0.0
Theft From Motor Vehicle	0	0.0	0	0.0
Theft of Motor Vehicle Parts	0	0.0	0	0.0
Theft - All Other Larceny	0	0.0	0	0.0
Motor Vehicle Theft	0	0.0	0	0.0
Counterfeiting/Forgery	0	0.0	0	0.0
Fraud Offenses (Total)	0	0.0	0	0.0
Fraud - Computer Hacking/Invasion	0	0.0	0	0.0
Fraud - Credit Card/ATM	0	0.0	0	0.0
Fraud - False Pretenses	0	0.0	0	0.0
Fraud - Identity Theft	0	0.0	0	0.0
Fraud - Impersonation	0	0.0	0	0.0
Fraud - Welfare	0	0.0	0	0.0
Fraud - Wire	0	0.0	0	0.0
Embezzlement	0	0.0	0	0.0
Stolen Property Offenses	0	0.0	0	0.0
Destruction/Damage/Vandalism	0	0.0	0	0.0
Drug/Narcotic Violations (Total)	0	0.0	0	0.0
Drug/Narcotic Violations	0	0.0	0	0.0
Drug/Narcotic Equipment Violations	0	0.0	0	0.0

GROUP A OFFENSES	Offense	Rate per 1,000	Cleared	% Cleared
Sex Offenses (Non forcible) (Total)	0	0.0	0	0.0
Incest	0	0.0	0	0.0
Statutory Rape	0	0.0	0	0.0
Pornography/Obscene Material	0	0.0	0	0.0
Gambling Offenses (Total)	0	0.0	0	0.0
Gambling - Betting/Wagering	0	0.0	0	0.0
Gambling - Operating/Promoting	0	0.0	0	0.0
Gambling - Equipment Violations	0	0.0	0	0.0
Gambling - Sports Tampering	0	0.0	0	0.0
Prostitution Offenses (Total)	0	0.0	0	0.0
Prostitution	0	0.0	0	0.0
Prostitution Assisting/Promoting	0	0.0	0	0.0
Purchasing Prostitution	0	0.0	0	0.0
Human Trafficking Offenses (Total)	0	0.0	0	0.0
Commercial Sex Acts	0	0.0	0	0.0
Involuntary Servitude	0	0.0	0	0.0
Bribery	0	0.0	0	0.0
Weapon Law Violations	0	0.0	0	0.0
Animal Cruelty	0	0.0	0	0.0

GROUP B OFFENSES	Offenses	Rate per 1,000
Bad Checks	0	0.0
Curfew/Vagrancy	0	0.0
Disorderly Conduct	0	0.0
DUI	0	0.0
Drunkenness	0	0.0
Family-Non Violent	0	0.0
Liquor Law Violations	0	0.0
Peeping Tom	0	0.0
Trespass	0	0.0
All Other Offenses	0	0.0

2019 Fall Term Campus Population	
Undergraduate Enrollment	131
Graduate Enrollment	0
Staff Personnel	8
Faculty Personnel	11
Security Personnel	0
Total Campus Population	150



Tennessee State University - 2019

GROUP A OFFENSES	Offense	Rate per 1,000	Cleared	% Cleared
Homicide Offenses (Total)	0	0.0	0	0.0
Murder	0	0.0	0	0.0
Negligent Manslaughter	0	0.0	0	0.0
Negligent Vehicular Manslaughter	0	0.0	0	0.0
Kidnapping/Abduction	1	0.1	1	100.0
Sex Offenses (Forcible) (Total)	3	0.2	0	0.0
Forcible Rape	2	0.2	0	0.0
Forcible Sodomy	0	0.0	0	0.0
Sexual Assault W/Object	1	0.1	0	0.0
Forcible Fondling	0	0.0	0	0.0
Robbery	2	0.2	1	50.0
Assault Offenses (Total)	46	3.7	11	23.9
Aggravated Assault	4	0.3	0	0.0
Simple Assault	26	2.1	7	26.9
Intimidation	13	1.0	2	15.4
Stalking	3	0.2	2	66.7
Arson	0	0.0	0	0.0
Extortion/Blackmail	0	0.0	0	0.0
Burglary	2	0.2	0	0.0
Larceny/Theft Offenses (Total)	59	4.7	3	5.1
Theft - Pocket-picking	0	0.0	0	0.0
Theft - Purse Snatching	0	0.0	0	0.0
Theft - Shoplifting	0	0.0	0	0.0
Theft From Building	45	3.6	2	4.4
Theft From Coin Machine	0	0.0	0	0.0
Theft From Motor Vehicle	10	0.8	1	10.0
Theft of Motor Vehicle Parts	2	0.2	0	0.0
Theft - All Other Larceny	2	0.2	0	0.0
Motor Vehicle Theft	0	0.0	0	0.0
Counterfeiting/Forgery	0	0.0	0	0.0
Fraud Offenses (Total)	9	0.7	0	0.0
Fraud - Computer Hacking/Invasion	1	0.1	0	0.0
Fraud - Credit Card/ATM	3	0.2	0	0.0
Fraud - False Pretenses	3	0.2	0	0.0
Fraud - Identity Theft	1	0.1	0	0.0
Fraud - Impersonation	1	0.1	0	0.0
Fraud - Welfare	0	0.0	0	0.0
Fraud - Wire	0	0.0	0	0.0
Embezzlement	0	0.0	0	0.0
Stolen Property Offenses	0	0.0	0	0.0
Destruction/Damage/Vandalism	23	1.8	2	8.7
Drug/Narcotic Violations (Total)	11	0.9	7	63.6
Drug/Narcotic Violations	9	0.7	6	66.7
Drug/Narcotic Equipment Violations	2	0.2	1	50.0

GROUP A OFFENSES	Offense	Rate per 1,000	Cleared	% Cleared
Sex Offenses (Non forcible) (Total)	0	0.0	0	0.0
Incest	0	0.0	0	0.0
Statutory Rape	0	0.0	0	0.0
Pornography/Obscene Material	0	0.0	0	0.0
Gambling Offenses (Total)	0	0.0	0	0.0
Gambling - Betting/Wagering	0	0.0	0	0.0
Gambling - Operating/Promoting	0	0.0	0	0.0
Gambling - Equipment Violations	0	0.0	0	0.0
Gambling - Sports Tampering	0	0.0	0	0.0
Prostitution Offenses (Total)	0	0.0	0	0.0
Prostitution	0	0.0	0	0.0
Prostitution Assisting/Promoting	0	0.0	0	0.0
Purchasing Prostitution	0	0.0	0	0.0
Human Trafficking Offenses (Total)	0	0.0	0	0.0
Commercial Sex Acts	0	0.0	0	0.0
Involuntary Servitude	0	0.0	0	0.0
Bribery	0	0.0	0	0.0
Weapon Law Violations	0	0.0	0	0.0
Animal Cruelty	0	0.0	0	0.0

GROUP B OFFENSES	Offenses	Rate per 1,000
Bad Checks	0	0.0
Curfew/Vagrancy	0	0.0
Disorderly Conduct	3	0.2
DUI	0	0.0
Drunkenness	9	0.7
Family-Non Violent	0	0.0
Liquor Law Violations	2	0.2
Peeping Tom	0	0.0
Trespass	3	0.2
All Other Offenses	2	0.2

2019 Fall Term Campus Population	
Undergraduate Enrollment	5,837
Graduate Enrollment	5,197
Staff Personnel	1,063
Faculty Personnel	402
Security Personnel	63
Total Campus Population	12,562



Tennessee Technological University - 2019

GROUP A OFFENSES	Offense	Rate per 1,000	Cleared	% Cleared
Homicide Offenses (Total)	0	0.0	0	0.0
Murder	0	0.0	0	0.0
Negligent Manslaughter	0	0.0	0	0.0
Negligent Vehicular Manslaughter	0	0.0	0	0.0
Kidnapping/Abduction	0	0.0	0	0.0
Sex Offenses (Forcible) (Total)	1	0.1	1	100.0
Forcible Rape	0	0.0	0	0.0
Forcible Sodomy	0	0.0	0	0.0
Sexual Assault W/Object	0	0.0	0	0.0
Forcible Fondling	1	0.1	1	100.0
Robbery	0	0.0	0	0.0
Assault Offenses (Total)	16	1.5	6	37.5
Aggravated Assault	0	0.0	0	0.0
Simple Assault	10	0.9	6	60.0
Intimidation	6	0.6	0	0.0
Stalking	0	0.0	0	0.0
Arson	0	0.0	0	0.0
Extortion/Blackmail	0	0.0	0	0.0
Burglary	4	0.4	0	0.0
Larceny/Theft Offenses (Total)	55	5.1	10	18.2
Theft - Pocket-picking	0	0.0	0	0.0
Theft - Purse Snatching	0	0.0	0	0.0
Theft - Shoplifting	0	0.0	0	0.0
Theft From Building	29	2.7	9	31.0
Theft From Coin Machine	0	0.0	0	0.0
Theft From Motor Vehicle	11	1.0	1	9.1
Theft of Motor Vehicle Parts	1	0.1	0	0.0
Theft - All Other Larceny	14	1.3	0	0.0
Motor Vehicle Theft	0	0.0	0	0.0
Counterfeiting/Forgery	0	0.0	0	0.0
Fraud Offenses (Total)	8	0.7	3	37.5
Fraud - Computer Hacking/Invasion	0	0.0	0	0.0
Fraud - Credit Card/ATM	0	0.0	0	0.0
Fraud - False Pretenses	2	0.2	1	50.0
Fraud - Identity Theft	0	0.0	0	0.0
Fraud - Impersonation	3	0.3	2	66.7
Fraud - Welfare	0	0.0	0	0.0
Fraud - Wire	3	0.3	0	0.0
Embezzlement	0	0.0	0	0.0
Stolen Property Offenses	0	0.0	0	0.0
Destruction/Damage/Vandalism	15	1.4	2	13.3
Drug/Narcotic Violations (Total)	19	1.8	18	94.7
Drug/Narcotic Violations	15	1.4	14	93.3
Drug/Narcotic Equipment Violations	4	0.4	4	100.0

GROUP A OFFENSES	Offense	Rate per 1,000	Cleared	% Cleared
Sex Offenses (Non forcible) (Total)	0	0.0	0	0.0
Incest	0	0.0	0	0.0
Statutory Rape	0	0.0	0	0.0
Pornography/Obscene Material	0	0.0	0	0.0
Gambling Offenses (Total)	0	0.0	0	0.0
Gambling - Betting/Wagering	0	0.0	0	0.0
Gambling - Operating/Promoting	0	0.0	0	0.0
Gambling - Equipment Violations	0	0.0	0	0.0
Gambling - Sports Tampering	0	0.0	0	0.0
Prostitution Offenses (Total)	0	0.0	0	0.0
Prostitution	0	0.0	0	0.0
Prostitution Assisting/Promoting	0	0.0	0	0.0
Purchasing Prostitution	0	0.0	0	0.0
Human Trafficking Offenses (Total)	0	0.0	0	0.0
Commercial Sex Acts	0	0.0	0	0.0
Involuntary Servitude	0	0.0	0	0.0
Bribery	0	0.0	0	0.0
Weapon Law Violations	0	0.0	0	0.0
Animal Cruelty	0	0.0	0	0.0

GROUP B OFFENSES	Offenses	Rate per 1,000
Bad Checks	0	0.0
Curfew/Vagrancy	0	0.0
Disorderly Conduct	1	0.1
DUI	1	0.1
Drunkenness	3	0.3
Family-Non Violent	0	0.0
Liquor Law Violations	5	0.5
Peeping Tom	0	0.0
Trespass	6	0.6
All Other Offenses	3	0.3

2019 Fall Term Campus Population	
Undergraduate Enrollment	8,639
Graduate Enrollment	881
Staff Personnel	442
Faculty Personnel	728
Security Personnel	18
Total Campus Population	10,708



Tennessee Temple University - 2019

GROUP A OFFENSES	Offense	Rate per 1,000	Cleared	% Cleared
Homicide Offenses (Total)	0	0.0	0	0.0
Murder	0	0.0	0	0.0
Negligent Manslaughter	0	0.0	0	0.0
Negligent Vehicular Manslaughter	0	0.0	0	0.0
Kidnapping/Abduction	0	0.0	0	0.0
Sex Offenses (Forcible) (Total)	0	0.0	0	0.0
Forcible Rape	0	0.0	0	0.0
Forcible Sodomy	0	0.0	0	0.0
Sexual Assault W/Object	0	0.0	0	0.0
Forcible Fondling	0	0.0	0	0.0
Robbery	0	0.0	0	0.0
Assault Offenses (Total)	0	0.0	0	0.0
Aggravated Assault	0	0.0	0	0.0
Simple Assault	0	0.0	0	0.0
Intimidation	0	0.0	0	0.0
Stalking	0	0.0	0	0.0
Arson	0	0.0	0	0.0
Extortion/Blackmail	0	0.0	0	0.0
Burglary	0	0.0	0	0.0
Larceny/Theft Offenses (Total)	0	0.0	0	0.0
Theft - Pocket-picking	0	0.0	0	0.0
Theft - Purse Snatching	0	0.0	0	0.0
Theft - Shoplifting	0	0.0	0	0.0
Theft From Building	0	0.0	0	0.0
Theft From Coin Machine	0	0.0	0	0.0
Theft From Motor Vehicle	0	0.0	0	0.0
Theft of Motor Vehicle Parts	0	0.0	0	0.0
Theft - All Other Larceny	0	0.0	0	0.0
Motor Vehicle Theft	0	0.0	0	0.0
Counterfeiting/Forgery	0	0.0	0	0.0
Fraud Offenses (Total)	0	0.0	0	0.0
Fraud - Computer Hacking/Invasion	0	0.0	0	0.0
Fraud - Credit Card/ATM	0	0.0	0	0.0
Fraud - False Pretenses	0	0.0	0	0.0
Fraud - Identity Theft	0	0.0	0	0.0
Fraud - Impersonation	0	0.0	0	0.0
Fraud - Welfare	0	0.0	0	0.0
Fraud - Wire	0	0.0	0	0.0
Embezzlement	0	0.0	0	0.0
Stolen Property Offenses	0	0.0	0	0.0
Destruction/Damage/Vandalism	0	0.0	0	0.0
Drug/Narcotic Violations (Total)	0	0.0	0	0.0
Drug/Narcotic Violations	0	0.0	0	0.0
Drug/Narcotic Equipment Violations	0	0.0	0	0.0

GROUP A OFFENSES	Offense	Rate per 1,000	Cleared	% Cleared
Sex Offenses (Non forcible) (Total)	0	0.0	0	0.0
Incest	0	0.0	0	0.0
Statutory Rape	0	0.0	0	0.0
Pornography/Obscene Material	0	0.0	0	0.0
Gambling Offenses (Total)	0	0.0	0	0.0
Gambling - Betting/Wagering	0	0.0	0	0.0
Gambling - Operating/Promoting	0	0.0	0	0.0
Gambling - Equipment Violations	0	0.0	0	0.0
Gambling - Sports Tampering	0	0.0	0	0.0
Prostitution Offenses (Total)	0	0.0	0	0.0
Prostitution	0	0.0	0	0.0
Prostitution Assisting/Promoting	0	0.0	0	0.0
Purchasing Prostitution	0	0.0	0	0.0
Human Trafficking Offenses (Total)	0	0.0	0	0.0
Commercial Sex Acts	0	0.0	0	0.0
Involuntary Servitude	0	0.0	0	0.0
Bribery	0	0.0	0	0.0
Weapon Law Violations	0	0.0	0	0.0
Animal Cruelty	0	0.0	0	0.0

GROUP B OFFENSES	Offenses	Rate per 1,000
Bad Checks	0	0.0
Curfew/Vagrancy	0	0.0
Disorderly Conduct	0	0.0
DUI	0	0.0
Drunkenness	0	0.0
Family-Non Violent	0	0.0
Liquor Law Violations	0	0.0
Peeping Tom	0	0.0
Trespass	0	0.0
All Other Offenses	0	0.0

2019 Fall Term Campus Population	
Undergraduate Enrollment	
Graduate Enrollment	
Staff Personnel	
Faculty Personnel	
Security Personnel	
Total Campus Population	



Tennessee Wesleyan University - 2019

GROUP A OFFENSES	Offense	Rate per 1,000	Cleared	% Cleared
Homicide Offenses (Total)	0	0.0	0	0.0
Murder	0	0.0	0	0.0
Negligent Manslaughter	0	0.0	0	0.0
Negligent Vehicular Manslaughter	0	0.0	0	0.0
Kidnapping/Abduction	0	0.0	0	0.0
Sex Offenses (Forcible) (Total)	0	0.0	0	0.0
Forcible Rape	0	0.0	0	0.0
Forcible Sodomy	0	0.0	0	0.0
Sexual Assault W/Object	0	0.0	0	0.0
Forcible Fondling	0	0.0	0	0.0
Robbery	0	0.0	0	0.0
Assault Offenses (Total)	3	2.3	2	66.7
Aggravated Assault	1	0.8	0	0.0
Simple Assault	2	1.5	2	100.0
Intimidation	0	0.0	0	0.0
Stalking	0	0.0	0	0.0
Arson	0	0.0	0	0.0
Extortion/Blackmail	0	0.0	0	0.0
Burglary	1	0.8	0	0.0
Larceny/Theft Offenses (Total)	4	3.0	0	0.0
Theft - Pocket-picking	0	0.0	0	0.0
Theft - Purse Snatching	0	0.0	0	0.0
Theft - Shoplifting	0	0.0	0	0.0
Theft From Building	0	0.0	0	0.0
Theft From Coin Machine	0	0.0	0	0.0
Theft From Motor Vehicle	1	0.8	0	0.0
Theft of Motor Vehicle Parts	0	0.0	0	0.0
Theft - All Other Larceny	3	2.3	0	0.0
Motor Vehicle Theft	0	0.0	0	0.0
Counterfeiting/Forgery	0	0.0	0	0.0
Fraud Offenses (Total)	0	0.0	0	0.0
Fraud - Computer Hacking/Invasion	0	0.0	0	0.0
Fraud - Credit Card/ATM	0	0.0	0	0.0
Fraud - False Pretenses	0	0.0	0	0.0
Fraud - Identity Theft	0	0.0	0	0.0
Fraud - Impersonation	0	0.0	0	0.0
Fraud - Welfare	0	0.0	0	0.0
Fraud - Wire	0	0.0	0	0.0
Embezzlement	0	0.0	0	0.0
Stolen Property Offenses	0	0.0	0	0.0
Destruction/Damage/Vandalism	1	0.8	1	100.0
Drug/Narcotic Violations (Total)	10	7.5	7	70.0
Drug/Narcotic Violations	6	4.5	4	66.7
Drug/Narcotic Equipment Violations	4	3.0	3	75.0

GROUP A OFFENSES	Offense	Rate per 1,000	Cleared	% Cleared
Sex Offenses (Non forcible) (Total)	0	0.0	0	0.0
Incest	0	0.0	0	0.0
Statutory Rape	0	0.0	0	0.0
Pornography/Obscene Material	0	0.0	0	0.0
Gambling Offenses (Total)	0	0.0	0	0.0
Gambling - Betting/Wagering	0	0.0	0	0.0
Gambling - Operating/Promoting	0	0.0	0	0.0
Gambling - Equipment Violations	0	0.0	0	0.0
Gambling - Sports Tampering	0	0.0	0	0.0
Prostitution Offenses (Total)	0	0.0	0	0.0
Prostitution	0	0.0	0	0.0
Prostitution Assisting/Promoting	0	0.0	0	0.0
Purchasing Prostitution	0	0.0	0	0.0
Human Trafficking Offenses (Total)	0	0.0	0	0.0
Commercial Sex Acts	0	0.0	0	0.0
Involuntary Servitude	0	0.0	0	0.0
Bribery	0	0.0	0	0.0
Weapon Law Violations	0	0.0	0	0.0
Animal Cruelty	0	0.0	0	0.0

GROUP B OFFENSES	Offenses	Rate per 1,000
Bad Checks	0	0.0
Curfew/Vagrancy	0	0.0
Disorderly Conduct	0	0.0
DUI	0	0.0
Drunkenness	0	0.0
Family-Non Violent	0	0.0
Liquor Law Violations	11	8.3
Peeping Tom	0	0.0
Trespass	0	0.0
All Other Offenses	0	0.0

2019 Fall Term Campus Population	
Undergraduate Enrollment	1,119
Graduate Enrollment	45
Staff Personnel	92
Faculty Personnel	70
Security Personnel	5
Total Campus Population	1,331



Trevecca Nazarene University - 2019

GROUP A OFFENSES	Offense	Rate per 1,000	Cleared	% Cleared
Homicide Offenses (Total)	0	0.0	0	0.0
Murder	0	0.0	0	0.0
Negligent Manslaughter	0	0.0	0	0.0
Negligent Vehicular Manslaughter	0	0.0	0	0.0
Kidnapping/Abduction	0	0.0	0	0.0
Sex Offenses (Forcible) (Total)	0	0.0	0	0.0
Forcible Rape	0	0.0	0	0.0
Forcible Sodomy	0	0.0	0	0.0
Sexual Assault W/Object	0	0.0	0	0.0
Forcible Fondling	0	0.0	0	0.0
Robbery	0	0.0	0	0.0
Assault Offenses (Total)	1	0.2	0	0.0
Aggravated Assault	0	0.0	0	0.0
Simple Assault	0	0.0	0	0.0
Intimidation	1	0.2	0	0.0
Stalking	0	0.0	0	0.0
Arson	0	0.0	0	0.0
Extortion/Blackmail	0	0.0	0	0.0
Burglary	1	0.2	0	0.0
Larceny/Theft Offenses (Total)	10	2.4	0	0.0
Theft - Pocket-picking	0	0.0	0	0.0
Theft - Purse Snatching	0	0.0	0	0.0
Theft - Shoplifting	0	0.0	0	0.0
Theft From Building	2	0.5	0	0.0
Theft From Coin Machine	0	0.0	0	0.0
Theft From Motor Vehicle	3	0.7	0	0.0
Theft of Motor Vehicle Parts	0	0.0	0	0.0
Theft - All Other Larceny	5	1.2	0	0.0
Motor Vehicle Theft	0	0.0	0	0.0
Counterfeiting/Forgery	0	0.0	0	0.0
Fraud Offenses (Total)	3	0.7	0	0.0
Fraud - Computer Hacking/Invasion	0	0.0	0	0.0
Fraud - Credit Card/ATM	0	0.0	0	0.0
Fraud - False Pretenses	0	0.0	0	0.0
Fraud - Identity Theft	0	0.0	0	0.0
Fraud - Impersonation	1	0.2	0	0.0
Fraud - Welfare	0	0.0	0	0.0
Fraud - Wire	2	0.5	0	0.0
Embezzlement	0	0.0	0	0.0
Stolen Property Offenses	0	0.0	0	0.0
Destruction/Damage/Vandalism	3	0.7	0	0.0
Drug/Narcotic Violations (Total)	2	0.5	0	0.0
Drug/Narcotic Violations	2	0.5	0	0.0
Drug/Narcotic Equipment Violations	0	0.0	0	0.0

GROUP A OFFENSES	Offense	Rate per 1,000	Cleared	% Cleared
Sex Offenses (Non forcible) (Total)	0	0.0	0	0.0
Incest	0	0.0	0	0.0
Statutory Rape	0	0.0	0	0.0
Pornography/Obscene Material	0	0.0	0	0.0
Gambling Offenses (Total)	0	0.0	0	0.0
Gambling - Betting/Wagering	0	0.0	0	0.0
Gambling - Operating/Promoting	0	0.0	0	0.0
Gambling - Equipment Violations	0	0.0	0	0.0
Gambling - Sports Tampering	0	0.0	0	0.0
Prostitution Offenses (Total)	0	0.0	0	0.0
Prostitution	0	0.0	0	0.0
Prostitution Assisting/Promoting	0	0.0	0	0.0
Purchasing Prostitution	0	0.0	0	0.0
Human Trafficking Offenses (Total)	0	0.0	0	0.0
Commercial Sex Acts	0	0.0	0	0.0
Involuntary Servitude	0	0.0	0	0.0
Bribery	0	0.0	0	0.0
Weapon Law Violations	0	0.0	0	0.0
Animal Cruelty	0	0.0	0	0.0

GROUP B OFFENSES	Offenses	Rate per 1,000
Bad Checks	0	0.0
Curfew/Vagrancy	0	0.0
Disorderly Conduct	0	0.0
DUI	0	0.0
Drunkenness	0	0.0
Family-Non Violent	0	0.0
Liquor Law Violations	3	0.7
Peeping Tom	0	0.0
Trespass	0	0.0
All Other Offenses	0	0.0

2019 Fall Term Campus Population	
Undergraduate Enrollment	2,206
Graduate Enrollment	1,611
Staff Personnel	263
Faculty Personnel	100
Security Personnel	9
Total Campus Population	4,189



Tusculum College - 2019

GROUP A OFFENSES	Offense	Rate per 1,000	Cleared	% Cleared
Homicide Offenses (Total)	0	0.0	0	0.0
Murder	0	0.0	0	0.0
Negligent Manslaughter	0	0.0	0	0.0
Negligent Vehicular Manslaughter	0	0.0	0	0.0
Kidnapping/Abduction	0	0.0	0	0.0
Sex Offenses (Forcible) (Total)	1	0.5	1	100.0
Forcible Rape	1	0.5	1	100.0
Forcible Sodomy	0	0.0	0	0.0
Sexual Assault W/Object	0	0.0	0	0.0
Forcible Fondling	0	0.0	0	0.0
Robbery	0	0.0	0	0.0
Assault Offenses (Total)	0	0.0	0	0.0
Aggravated Assault	0	0.0	0	0.0
Simple Assault	0	0.0	0	0.0
Intimidation	0	0.0	0	0.0
Stalking	0	0.0	0	0.0
Arson	0	0.0	0	0.0
Extortion/Blackmail	0	0.0	0	0.0
Burglary	0	0.0	0	0.0
Larceny/Theft Offenses (Total)	4	1.9	1	25.0
Theft - Pocket-picking	0	0.0	0	0.0
Theft - Purse Snatching	0	0.0	0	0.0
Theft - Shoplifting	0	0.0	0	0.0
Theft From Building	4	1.9	1	25.0
Theft From Coin Machine	0	0.0	0	0.0
Theft From Motor Vehicle	0	0.0	0	0.0
Theft of Motor Vehicle Parts	0	0.0	0	0.0
Theft - All Other Larceny	0	0.0	0	0.0
Motor Vehicle Theft	1	0.5	1	100.0
Counterfeiting/Forgery	0	0.0	0	0.0
Fraud Offenses (Total)	0	0.0	0	0.0
Fraud - Computer Hacking/Invasion	0	0.0	0	0.0
Fraud - Credit Card/ATM	0	0.0	0	0.0
Fraud - False Pretenses	0	0.0	0	0.0
Fraud - Identity Theft	0	0.0	0	0.0
Fraud - Impersonation	0	0.0	0	0.0
Fraud - Welfare	0	0.0	0	0.0
Fraud - Wire	0	0.0	0	0.0
Embezzlement	0	0.0	0	0.0
Stolen Property Offenses	0	0.0	0	0.0
Destruction/Damage/Vandalism	0	0.0	0	0.0
Drug/Narcotic Violations (Total)	11	5.2	11	100.0
Drug/Narcotic Violations	7	3.3	7	100.0
Drug/Narcotic Equipment Violations	4	1.9	4	100.0

GROUP A OFFENSES	Offense	Rate per 1,000	Cleared	% Cleared
Sex Offenses (Non forcible) (Total)	0	0.0	0	0.0
Incest	0	0.0	0	0.0
Statutory Rape	0	0.0	0	0.0
Pornography/Obscene Material	0	0.0	0	0.0
Gambling Offenses (Total)	0	0.0	0	0.0
Gambling - Betting/Wagering	0	0.0	0	0.0
Gambling - Operating/Promoting	0	0.0	0	0.0
Gambling - Equipment Violations	0	0.0	0	0.0
Gambling - Sports Tampering	0	0.0	0	0.0
Prostitution Offenses (Total)	0	0.0	0	0.0
Prostitution	0	0.0	0	0.0
Prostitution Assisting/Promoting	0	0.0	0	0.0
Purchasing Prostitution	0	0.0	0	0.0
Human Trafficking Offenses (Total)	0	0.0	0	0.0
Commercial Sex Acts	0	0.0	0	0.0
Involuntary Servitude	0	0.0	0	0.0
Bribery	0	0.0	0	0.0
Weapon Law Violations	0	0.0	0	0.0
Animal Cruelty	0	0.0	0	0.0

GROUP B OFFENSES	Offenses	Rate per 1,000
Bad Checks	0	0.0
Curfew/Vagrancy	0	0.0
Disorderly Conduct	0	0.0
DUI	0	0.0
Drunkenness	1	0.5
Family-Non Violent	0	0.0
Liquor Law Violations	0	0.0
Peeping Tom	0	0.0
Trespass	0	0.0
All Other Offenses	0	0.0

2019 Fall Term Campus Population	
Undergraduate Enrollment	1,512
Graduate Enrollment	205
Staff Personnel	235
Faculty Personnel	135
Security Personnel	9
Total Campus Population	2,096



Union University - 2019

GROUP A OFFENSES	Offense	Rate per 1,000	Cleared	% Cleared
Homicide Offenses (Total)	0	0.0	0	0.0
Murder	0	0.0	0	0.0
Negligent Manslaughter	0	0.0	0	0.0
Negligent Vehicular Manslaughter	0	0.0	0	0.0
Kidnapping/Abduction	0	0.0	0	0.0
Sex Offenses (Forcible) (Total)	0	0.0	0	0.0
Forcible Rape	0	0.0	0	0.0
Forcible Sodomy	0	0.0	0	0.0
Sexual Assault W/Object	0	0.0	0	0.0
Forcible Fondling	0	0.0	0	0.0
Robbery	0	0.0	0	0.0
Assault Offenses (Total)	5	1.4	5	100.0
Aggravated Assault	0	0.0	0	0.0
Simple Assault	0	0.0	0	0.0
Intimidation	5	1.4	5	100.0
Stalking	0	0.0	0	0.0
Arson	0	0.0	0	0.0
Extortion/Blackmail	0	0.0	0	0.0
Burglary	0	0.0	0	0.0
Larceny/Theft Offenses (Total)	15	4.2	0	0.0
Theft - Pocket-picking	0	0.0	0	0.0
Theft - Purse Snatching	0	0.0	0	0.0
Theft - Shoplifting	0	0.0	0	0.0
Theft From Building	1	0.3	0	0.0
Theft From Coin Machine	0	0.0	0	0.0
Theft From Motor Vehicle	0	0.0	0	0.0
Theft of Motor Vehicle Parts	0	0.0	0	0.0
Theft - All Other Larceny	14	4.0	0	0.0
Motor Vehicle Theft	0	0.0	0	0.0
Counterfeiting/Forgery	0	0.0	0	0.0
Fraud Offenses (Total)	0	0.0	0	0.0
Fraud - Computer Hacking/Invasion	0	0.0	0	0.0
Fraud - Credit Card/ATM	0	0.0	0	0.0
Fraud - False Pretenses	0	0.0	0	0.0
Fraud - Identity Theft	0	0.0	0	0.0
Fraud - Impersonation	0	0.0	0	0.0
Fraud - Welfare	0	0.0	0	0.0
Fraud - Wire	0	0.0	0	0.0
Embezzlement	0	0.0	0	0.0
Stolen Property Offenses	0	0.0	0	0.0
Destruction/Damage/Vandalism	7	2.0	1	14.3
Drug/Narcotic Violations (Total)	0	0.0	0	0.0
Drug/Narcotic Violations	0	0.0	0	0.0
Drug/Narcotic Equipment Violations	0	0.0	0	0.0

GROUP A OFFENSES	Offense	Rate per 1,000	Cleared	% Cleared
Sex Offenses (Non forcible) (Total)	0	0.0	0	0.0
Incest	0	0.0	0	0.0
Statutory Rape	0	0.0	0	0.0
Pornography/Obscene Material	0	0.0	0	0.0
Gambling Offenses (Total)	0	0.0	0	0.0
Gambling - Betting/Wagering	0	0.0	0	0.0
Gambling - Operating/Promoting	0	0.0	0	0.0
Gambling - Equipment Violations	0	0.0	0	0.0
Gambling - Sports Tampering	0	0.0	0	0.0
Prostitution Offenses (Total)	0	0.0	0	0.0
Prostitution	0	0.0	0	0.0
Prostitution Assisting/Promoting	0	0.0	0	0.0
Purchasing Prostitution	0	0.0	0	0.0
Human Trafficking Offenses (Total)	0	0.0	0	0.0
Commercial Sex Acts	0	0.0	0	0.0
Involuntary Servitude	0	0.0	0	0.0
Bribery	0	0.0	0	0.0
Weapon Law Violations	0	0.0	0	0.0
Animal Cruelty	0	0.0	0	0.0

GROUP B OFFENSES	Offenses	Rate per 1,000
Bad Checks	0	0.0
Curfew/Vagrancy	0	0.0
Disorderly Conduct	0	0.0
DUI	0	0.0
Drunkenness	0	0.0
Family-Non Violent	0	0.0
Liquor Law Violations	1	0.3
Peeping Tom	0	0.0
Trespass	1	0.3
All Other Offenses	0	0.0

2019 Fall Term Campus Population	
Undergraduate Enrollment	2,044
Graduate Enrollment	981
Staff Personnel	262
Faculty Personnel	233
Security Personnel	11
Total Campus Population	3,531



University of Memphis - 2019

GROUP A OFFENSES	Offense	Rate per 1,000	Cleared	% Cleared
Homicide Offenses (Total)	0	0.0	0	0.0
Murder	0	0.0	0	0.0
Negligent Manslaughter	0	0.0	0	0.0
Negligent Vehicular Manslaughter	0	0.0	0	0.0
Kidnapping/Abduction	0	0.0	0	0.0
Sex Offenses (Forcible) (Total)	2	0.1	2	100.0
Forcible Rape	2	0.1	2	100.0
Forcible Sodomy	0	0.0	0	0.0
Sexual Assault W/Object	0	0.0	0	0.0
Forcible Fondling	0	0.0	0	0.0
Robbery	0	0.0	0	0.0
Assault Offenses (Total)	38	1.7	32	84.2
Aggravated Assault	5	0.2	5	100.0
Simple Assault	24	1.1	20	83.3
Intimidation	8	0.4	6	75.0
Stalking	1	0.0	1	100.0
Arson	1	0.0	0	0.0
Extortion/Blackmail	2	0.1	1	50.0
Burglary	14	0.6	1	7.1
Larceny/Theft Offenses (Total)	110	4.8	15	13.6
Theft - Pocket-picking	0	0.0	0	0.0
Theft - Purse Snatching	0	0.0	0	0.0
Theft - Shoplifting	1	0.0	1	100.0
Theft From Building	52	2.3	10	19.2
Theft From Coin Machine	8	0.4	0	0.0
Theft From Motor Vehicle	25	1.1	3	12.0
Theft of Motor Vehicle Parts	7	0.3	0	0.0
Theft - All Other Larceny	17	0.7	1	5.9
Motor Vehicle Theft	8	0.4	3	37.5
Counterfeiting/Forgery	1	0.0	1	100.0
Fraud Offenses (Total)	15	0.7	2	13.3
Fraud - Computer Hacking/Invasion	0	0.0	0	0.0
Fraud - Credit Card/ATM	7	0.3	2	28.6
Fraud - False Pretenses	7	0.3	0	0.0
Fraud - Identity Theft	0	0.0	0	0.0
Fraud - Impersonation	1	0.0	0	0.0
Fraud - Welfare	0	0.0	0	0.0
Fraud - Wire	0	0.0	0	0.0
Embezzlement	2	0.1	1	50.0
Stolen Property Offenses	0	0.0	0	0.0
Destruction/Damage/Vandalism	39	1.7	2	5.1
Drug/Narcotic Violations (Total)	15	0.7	15	100.0
Drug/Narcotic Violations	10	0.4	10	100.0
Drug/Narcotic Equipment Violations	5	0.2	5	100.0

GROUP A OFFENSES	Offense	Rate per 1,000	Cleared	% Cleared
Sex Offenses (Non forcible) (Total)	0	0.0	0	0.0
Incest	0	0.0	0	0.0
Statutory Rape	0	0.0	0	0.0
Pornography/Obscene Material	0	0.0	0	0.0
Gambling Offenses (Total)	0	0.0	0	0.0
Gambling - Betting/Wagering	0	0.0	0	0.0
Gambling - Operating/Promoting	0	0.0	0	0.0
Gambling - Equipment Violations	0	0.0	0	0.0
Gambling - Sports Tampering	0	0.0	0	0.0
Prostitution Offenses (Total)	0	0.0	0	0.0
Prostitution	0	0.0	0	0.0
Prostitution Assisting/Promoting	0	0.0	0	0.0
Purchasing Prostitution	0	0.0	0	0.0
Human Trafficking Offenses (Total)	0	0.0	0	0.0
Commercial Sex Acts	0	0.0	0	0.0
Involuntary Servitude	0	0.0	0	0.0
Bribery	0	0.0	0	0.0
Weapon Law Violations	0	0.0	0	0.0
Animal Cruelty	0	0.0	0	0.0

GROUP B OFFENSES	Offenses	Rate per 1,000
Bad Checks	0	0.0
Curfew/Vagrancy	0	0.0
Disorderly Conduct	1	0.0
DUI	0	0.0
Drunkenness	4	0.2
Family-Non Violent	2	0.1
Liquor Law Violations	4	0.2
Peeping Tom	0	0.0
Trespass	11	0.5
All Other Offenses	1	0.0

2019 Fall Term Campus Population	
Undergraduate Enrollment	15,661
Graduate Enrollment	3,649
Staff Personnel	1,833
Faculty Personnel	1,507
Security Personnel	65
Total Campus Population	22,715



University of Tennessee at Chattanooga - 2019

GROUP A OFFENSES	Offense	Rate per 1,000	Cleared	% Cleared
Homicide Offenses (Total)	0	0.0	0	0.0
Murder	0	0.0	0	0.0
Negligent Manslaughter	0	0.0	0	0.0
Negligent Vehicular Manslaughter	0	0.0	0	0.0
Kidnapping/Abduction	1	0.1	0	0.0
Sex Offenses (Forcible) (Total)	3	0.2	1	33.3
Forcible Rape	2	0.2	1	50.0
Forcible Sodomy	0	0.0	0	0.0
Sexual Assault W/Object	0	0.0	0	0.0
Forcible Fondling	1	0.1	0	0.0
Robbery	1	0.1	1	100.0
Assault Offenses (Total)	37	2.9	12	32.4
Aggravated Assault	8	0.6	2	25.0
Simple Assault	12	0.9	9	75.0
Intimidation	8	0.6	0	0.0
Stalking	9	0.7	1	11.1
Arson	0	0.0	0	0.0
Extortion/Blackmail	2	0.2	0	0.0
Burglary	19	1.5	1	5.3
Larceny/Theft Offenses (Total)	118	9.1	5	4.2
Theft - Pocket-picking	0	0.0	0	0.0
Theft - Purse Snatching	0	0.0	0	0.0
Theft - Shoplifting	1	0.1	0	0.0
Theft From Building	21	1.6	0	0.0
Theft From Coin Machine	0	0.0	0	0.0
Theft From Motor Vehicle	63	4.9	2	3.2
Theft of Motor Vehicle Parts	4	0.3	0	0.0
Theft - All Other Larceny	29	2.2	3	10.3
Motor Vehicle Theft	4	0.3	1	25.0
Counterfeiting/Forgery	11	0.8	5	45.5
Fraud Offenses (Total)	16	1.2	6	37.5
Fraud - Computer Hacking/Invasion	0	0.0	0	0.0
Fraud - Credit Card/ATM	3	0.2	1	33.3
Fraud - False Pretenses	7	0.5	2	28.6
Fraud - Identity Theft	0	0.0	0	0.0
Fraud - Impersonation	6	0.5	3	50.0
Fraud - Welfare	0	0.0	0	0.0
Fraud - Wire	0	0.0	0	0.0
Embezzlement	0	0.0	0	0.0
Stolen Property Offenses	0	0.0	0	0.0
Destruction/Damage/Vandalism	26	2.0	5	19.2
Drug/Narcotic Violations (Total)	169	13.1	139	82.2
Drug/Narcotic Violations	91	7.0	75	82.4
Drug/Narcotic Equipment Violations	78	6.0	64	82.1

GROUP A OFFENSES	Offense	Rate per 1,000	Cleared	% Cleared
Sex Offenses (Non forcible) (Total)	0	0.0	0	0.0
Incest	0	0.0	0	0.0
Statutory Rape	0	0.0	0	0.0
Pornography/Obscene Material	0	0.0	0	0.0
Gambling Offenses (Total)	0	0.0	0	0.0
Gambling - Betting/Wagering	0	0.0	0	0.0
Gambling - Operating/Promoting	0	0.0	0	0.0
Gambling - Equipment Violations	0	0.0	0	0.0
Gambling - Sports Tampering	0	0.0	0	0.0
Prostitution Offenses (Total)	0	0.0	0	0.0
Prostitution	0	0.0	0	0.0
Prostitution Assisting/Promoting	0	0.0	0	0.0
Purchasing Prostitution	0	0.0	0	0.0
Human Trafficking Offenses (Total)	0	0.0	0	0.0
Commercial Sex Acts	0	0.0	0	0.0
Involuntary Servitude	0	0.0	0	0.0
Bribery	1	0.1	1	100.0
Weapon Law Violations	4	0.3	4	100.0
Animal Cruelty	0	0.0	0	0.0

GROUP B OFFENSES	Offenses	Rate per 1,000
Bad Checks	0	0.0
Curfew/Vagrancy	0	0.0
Disorderly Conduct	6	0.5
DUI	3	0.2
Drunkenness	17	1.3
Family-Non Violent	0	0.0
Liquor Law Violations	60	4.6
Peeping Tom	0	0.0
Trespass	13	1.0
All Other Offenses	12	0.9

2019 Fall Term Campus Population	
Undergraduate Enrollment	9,939
Graduate Enrollment	1,136
Staff Personnel	1,102
Faculty Personnel	692
Security Personnel	75
Total Campus Population	12,944



University of Tennessee at Knoxville - 2019

GROUP A OFFENSES	Offense	Rate per 1,000	Cleared	% Cleared
Homicide Offenses (Total)	0	0.0	0	0.0
Murder	0	0.0	0	0.0
Negligent Manslaughter	0	0.0	0	0.0
Negligent Vehicular Manslaughter	0	0.0	0	0.0
Kidnapping/Abduction	0	0.0	0	0.0
Sex Offenses (Forcible) (Total)	4	0.1	0	0.0
Forcible Rape	2	0.1	0	0.0
Forcible Sodomy	0	0.0	0	0.0
Sexual Assault W/Object	0	0.0	0	0.0
Forcible Fondling	2	0.1	0	0.0
Robbery	1	0.0	0	0.0
Assault Offenses (Total)	40	1.2	26	65.0
Aggravated Assault	3	0.1	2	66.7
Simple Assault	25	0.7	18	72.0
Intimidation	5	0.1	1	20.0
Stalking	7	0.2	5	71.4
Arson	0	0.0	0	0.0
Extortion/Blackmail	1	0.0	0	0.0
Burglary	15	0.4	5	33.3
Larceny/Theft Offenses (Total)	104	3.0	30	28.8
Theft - Pocket-picking	0	0.0	0	0.0
Theft - Purse Snatching	0	0.0	0	0.0
Theft - Shoplifting	8	0.2	7	87.5
Theft From Building	27	0.8	7	25.9
Theft From Coin Machine	0	0.0	0	0.0
Theft From Motor Vehicle	25	0.7	7	28.0
Theft of Motor Vehicle Parts	2	0.1	0	0.0
Theft - All Other Larceny	42	1.2	9	21.4
Motor Vehicle Theft	21	0.6	11	52.4
Counterfeiting/Forgery	3	0.1	1	33.3
Fraud Offenses (Total)	11	0.3	5	45.5
Fraud - Computer Hacking/Invasion	0	0.0	0	0.0
Fraud - Credit Card/ATM	8	0.2	2	25.0
Fraud - False Pretenses	1	0.0	1	100.0
Fraud - Identity Theft	0	0.0	0	0.0
Fraud - Impersonation	2	0.1	2	100.0
Fraud - Welfare	0	0.0	0	0.0
Fraud - Wire	0	0.0	0	0.0
Embezzlement	0	0.0	0	0.0
Stolen Property Offenses	4	0.1	4	100.0
Destruction/Damage/Vandalism	42	1.2	13	31.0
Drug/Narcotic Violations (Total)	112	3.2	109	97.3
Drug/Narcotic Violations	73	2.1	70	95.9
Drug/Narcotic Equipment Violations	39	1.1	39	100.0

GROUP A OFFENSES	Offense	Rate per 1,000	Cleared	% Cleared
Sex Offenses (Non forcible) (Total)	0	0.0	0	0.0
Incest	0	0.0	0	0.0
Statutory Rape	0	0.0	0	0.0
Pornography/Obscene Material	0	0.0	0	0.0
Gambling Offenses (Total)	0	0.0	0	0.0
Gambling - Betting/Wagering	0	0.0	0	0.0
Gambling - Operating/Promoting	0	0.0	0	0.0
Gambling - Equipment Violations	0	0.0	0	0.0
Gambling - Sports Tampering	0	0.0	0	0.0
Prostitution Offenses (Total)	0	0.0	0	0.0
Prostitution	0	0.0	0	0.0
Prostitution Assisting/Promoting	0	0.0	0	0.0
Purchasing Prostitution	0	0.0	0	0.0
Human Trafficking Offenses (Total)	0	0.0	0	0.0
Commercial Sex Acts	0	0.0	0	0.0
Involuntary Servitude	0	0.0	0	0.0
Bribery	0	0.0	0	0.0
Weapon Law Violations	17	0.5	17	100.0
Animal Cruelty	0	0.0	0	0.0

GROUP B OFFENSES	Offenses	Rate per 1,000
Bad Checks	0	0.0
Curfew/Vagrancy	1	0.0
Disorderly Conduct	4	0.1
DUI	23	0.7
Drunkenness	37	1.1
Family-Non Violent	0	0.0
Liquor Law Violations	70	2.0
Peeping Tom	0	0.0
Trespass	30	0.9
All Other Offenses	9	0.3

2019 Fall Term Campus Population	
Undergraduate Enrollment	23,290
Graduate Enrollment	6,170
Staff Personnel	3,496
Faculty Personnel	1,586
Security Personnel	98
Total Campus Population	34,640



University of Tennessee at Martin - 2019

GROUP A OFFENSES	Offense	Rate per 1,000	Cleared	% Cleared
Homicide Offenses (Total)	0	0.0	0	0.0
Murder	0	0.0	0	0.0
Negligent Manslaughter	0	0.0	0	0.0
Negligent Vehicular Manslaughter	0	0.0	0	0.0
Kidnapping/Abduction	0	0.0	0	0.0
Sex Offenses (Forcible) (Total)	2	0.3	1	50.0
Forcible Rape	1	0.1	0	0.0
Forcible Sodomy	0	0.0	0	0.0
Sexual Assault W/Object	0	0.0	0	0.0
Forcible Fondling	1	0.1	1	100.0
Robbery	0	0.0	0	0.0
Assault Offenses (Total)	16	2.4	9	56.3
Aggravated Assault	0	0.0	0	0.0
Simple Assault	5	0.7	4	80.0
Intimidation	10	1.5	4	40.0
Stalking	1	0.1	1	100.0
Arson	0	0.0	0	0.0
Extortion/Blackmail	0	0.0	0	0.0
Burglary	0	0.0	0	0.0
Larceny/Theft Offenses (Total)	23	3.4	7	30.4
Theft - Pocket-picking	0	0.0	0	0.0
Theft - Purse Snatching	0	0.0	0	0.0
Theft - Shoplifting	0	0.0	0	0.0
Theft From Building	11	1.6	1	9.1
Theft From Coin Machine	0	0.0	0	0.0
Theft From Motor Vehicle	9	1.3	6	66.7
Theft of Motor Vehicle Parts	0	0.0	0	0.0
Theft - All Other Larceny	3	0.4	0	0.0
Motor Vehicle Theft	0	0.0	0	0.0
Counterfeiting/Forgery	0	0.0	0	0.0
Fraud Offenses (Total)	1	0.1	1	100.0
Fraud - Computer Hacking/Invasion	0	0.0	0	0.0
Fraud - Credit Card/ATM	0	0.0	0	0.0
Fraud - False Pretenses	1	0.1	1	100.0
Fraud - Identity Theft	0	0.0	0	0.0
Fraud - Impersonation	0	0.0	0	0.0
Fraud - Welfare	0	0.0	0	0.0
Fraud - Wire	0	0.0	0	0.0
Embezzlement	0	0.0	0	0.0
Stolen Property Offenses	0	0.0	0	0.0
Destruction/Damage/Vandalism	8	1.2	0	0.0
Drug/Narcotic Violations (Total)	8	1.2	7	87.5
Drug/Narcotic Violations	5	0.7	4	80.0
Drug/Narcotic Equipment Violations	3	0.4	3	100.0

GROUP A OFFENSES	Offense	Rate per 1,000	Cleared	% Cleared
Sex Offenses (Non forcible) (Total)	0	0.0	0	0.0
Incest	0	0.0	0	0.0
Statutory Rape	0	0.0	0	0.0
Pornography/Obscene Material	0	0.0	0	0.0
Gambling Offenses (Total)	0	0.0	0	0.0
Gambling - Betting/Wagering	0	0.0	0	0.0
Gambling - Operating/Promoting	0	0.0	0	0.0
Gambling - Equipment Violations	0	0.0	0	0.0
Gambling - Sports Tampering	0	0.0	0	0.0
Prostitution Offenses (Total)	0	0.0	0	0.0
Prostitution	0	0.0	0	0.0
Prostitution Assisting/Promoting	0	0.0	0	0.0
Purchasing Prostitution	0	0.0	0	0.0
Human Trafficking Offenses (Total)	0	0.0	0	0.0
Commercial Sex Acts	0	0.0	0	0.0
Involuntary Servitude	0	0.0	0	0.0
Bribery	0	0.0	0	0.0
Weapon Law Violations	0	0.0	0	0.0
Animal Cruelty	0	0.0	0	0.0

GROUP B OFFENSES	Offenses	Rate per 1,000
Bad Checks	0	0.0
Curfew/Vagrancy	0	0.0
Disorderly Conduct	0	0.0
DUI	0	0.0
Drunkenness	0	0.0
Family-Non Violent	1	0.1
Liquor Law Violations	30	4.5
Peeping Tom	0	0.0
Trespass	0	0.0
All Other Offenses	0	0.0

2019 Fall Term Campus Population	
Undergraduate Enrollment	5,350
Graduate Enrollment	289
Staff Personnel	635
Faculty Personnel	395
Security Personnel	15
Total Campus Population	6,684



University of Tennessee Health Sciences Center - 2019

GROUP A OFFENSES	Offense	Rate per 1,000	Cleared	% Cleared
Homicide Offenses (Total)	0	0.0	0	0.0
Murder	0	0.0	0	0.0
Negligent Manslaughter	0	0.0	0	0.0
Negligent Vehicular Manslaughter	0	0.0	0	0.0
Kidnapping/Abduction	0	0.0	0	0.0
Sex Offenses (Forcible) (Total)	0	0.0	0	0.0
Forcible Rape	0	0.0	0	0.0
Forcible Sodomy	0	0.0	0	0.0
Sexual Assault W/Object	0	0.0	0	0.0
Forcible Fondling	0	0.0	0	0.0
Robbery	0	0.0	0	0.0
Assault Offenses (Total)	15	1.7	12	80.0
Aggravated Assault	0	0.0	0	0.0
Simple Assault	11	1.3	11	100.0
Intimidation	3	0.3	0	0.0
Stalking	1	0.1	1	100.0
Arson	0	0.0	0	0.0
Extortion/Blackmail	0	0.0	0	0.0
Burglary	2	0.2	2	100.0
Larceny/Theft Offenses (Total)	18	2.1	4	22.2
Theft - Pocket-picking	0	0.0	0	0.0
Theft - Purse Snatching	0	0.0	0	0.0
Theft - Shoplifting	0	0.0	0	0.0
Theft From Building	9	1.0	3	33.3
Theft From Coin Machine	0	0.0	0	0.0
Theft From Motor Vehicle	3	0.3	1	33.3
Theft of Motor Vehicle Parts	1	0.1	0	0.0
Theft - All Other Larceny	5	0.6	0	0.0
Motor Vehicle Theft	0	0.0	0	0.0
Counterfeiting/Forgery	2	0.2	2	100.0
Fraud Offenses (Total)	0	0.0	0	0.0
Fraud - Computer Hacking/Invasion	0	0.0	0	0.0
Fraud - Credit Card/ATM	0	0.0	0	0.0
Fraud - False Pretenses	0	0.0	0	0.0
Fraud - Identity Theft	0	0.0	0	0.0
Fraud - Impersonation	0	0.0	0	0.0
Fraud - Welfare	0	0.0	0	0.0
Fraud - Wire	0	0.0	0	0.0
Embezzlement	0	0.0	0	0.0
Stolen Property Offenses	0	0.0	0	0.0
Destruction/Damage/Vandalism	12	1.4	1	8.3
Drug/Narcotic Violations (Total)	3	0.3	3	100.0
Drug/Narcotic Violations	3	0.3	3	100.0
Drug/Narcotic Equipment Violations	0	0.0	0	0.0

GROUP A OFFENSES	Offense	Rate per 1,000	Cleared	% Cleared
Sex Offenses (Non forcible) (Total)	0	0.0	0	0.0
Incest	0	0.0	0	0.0
Statutory Rape	0	0.0	0	0.0
Pornography/Obscene Material	0	0.0	0	0.0
Gambling Offenses (Total)	0	0.0	0	0.0
Gambling - Betting/Wagering	0	0.0	0	0.0
Gambling - Operating/Promoting	0	0.0	0	0.0
Gambling - Equipment Violations	0	0.0	0	0.0
Gambling - Sports Tampering	0	0.0	0	0.0
Prostitution Offenses (Total)	0	0.0	0	0.0
Prostitution	0	0.0	0	0.0
Prostitution Assisting/Promoting	0	0.0	0	0.0
Purchasing Prostitution	0	0.0	0	0.0
Human Trafficking Offenses (Total)	0	0.0	0	0.0
Commercial Sex Acts	0	0.0	0	0.0
Involuntary Servitude	0	0.0	0	0.0
Bribery	0	0.0	0	0.0
Weapon Law Violations	0	0.0	0	0.0
Animal Cruelty	0	0.0	0	0.0

GROUP B OFFENSES	Offenses	Rate per 1,000
Bad Checks	0	0.0
Curfew/Vagrancy	0	0.0
Disorderly Conduct	11	1.3
DUI	2	0.2
Drunkenness	1	0.1
Family-Non Violent	0	0.0
Liquor Law Violations	0	0.0
Peeping Tom	0	0.0
Trespass	8	0.9
All Other Offenses	0	0.0

2019 Fall Term Campus Population	
Undergraduate Enrollment	297
Graduate Enrollment	2,955
Staff Personnel	3,638
Faculty Personnel	1,753
Security Personnel	53
Total Campus Population	8,696



University of Tennessee Space Institute - 2019

GROUP A OFFENSES	Offense	Rate per 1,000	Cleared	% Cleared
Homicide Offenses (Total)	0	0.0	0	0.0
Murder	0	0.0	0	0.0
Negligent Manslaughter	0	0.0	0	0.0
Negligent Vehicular Manslaughter	0	0.0	0	0.0
Kidnapping/Abduction	0	0.0	0	0.0
Sex Offenses (Forcible) (Total)	0	0.0	0	0.0
Forcible Rape	0	0.0	0	0.0
Forcible Sodomy	0	0.0	0	0.0
Sexual Assault W/Object	0	0.0	0	0.0
Forcible Fondling	0	0.0	0	0.0
Robbery	0	0.0	0	0.0
Assault Offenses (Total)	0	0.0	0	0.0
Aggravated Assault	0	0.0	0	0.0
Simple Assault	0	0.0	0	0.0
Intimidation	0	0.0	0	0.0
Stalking	0	0.0	0	0.0
Arson	0	0.0	0	0.0
Extortion/Blackmail	0	0.0	0	0.0
Burglary	0	0.0	0	0.0
Larceny/Theft Offenses (Total)	0	0.0	0	0.0
Theft - Pocket-picking	0	0.0	0	0.0
Theft - Purse Snatching	0	0.0	0	0.0
Theft - Shoplifting	0	0.0	0	0.0
Theft From Building	0	0.0	0	0.0
Theft From Coin Machine	0	0.0	0	0.0
Theft From Motor Vehicle	0	0.0	0	0.0
Theft of Motor Vehicle Parts	0	0.0	0	0.0
Theft - All Other Larceny	0	0.0	0	0.0
Motor Vehicle Theft	0	0.0	0	0.0
Counterfeiting/Forgery	0	0.0	0	0.0
Fraud Offenses (Total)	0	0.0	0	0.0
Fraud - Computer Hacking/Invasion	0	0.0	0	0.0
Fraud - Credit Card/ATM	0	0.0	0	0.0
Fraud - False Pretenses	0	0.0	0	0.0
Fraud - Identity Theft	0	0.0	0	0.0
Fraud - Impersonation	0	0.0	0	0.0
Fraud - Welfare	0	0.0	0	0.0
Fraud - Wire	0	0.0	0	0.0
Embezzlement	0	0.0	0	0.0
Stolen Property Offenses	0	0.0	0	0.0
Destruction/Damage/Vandalism	0	0.0	0	0.0
Drug/Narcotic Violations (Total)	0	0.0	0	0.0
Drug/Narcotic Violations	0	0.0	0	0.0
Drug/Narcotic Equipment Violations	0	0.0	0	0.0

GROUP A OFFENSES	Offense	Rate per 1,000	Cleared	% Cleared
Sex Offenses (Non forcible) (Total)	0	0.0	0	0.0
Incest	0	0.0	0	0.0
Statutory Rape	0	0.0	0	0.0
Pornography/Obscene Material	0	0.0	0	0.0
Gambling Offenses (Total)	0	0.0	0	0.0
Gambling - Betting/Wagering	0	0.0	0	0.0
Gambling - Operating/Promoting	0	0.0	0	0.0
Gambling - Equipment Violations	0	0.0	0	0.0
Gambling - Sports Tampering	0	0.0	0	0.0
Prostitution Offenses (Total)	0	0.0	0	0.0
Prostitution	0	0.0	0	0.0
Prostitution Assisting/Promoting	0	0.0	0	0.0
Purchasing Prostitution	0	0.0	0	0.0
Human Trafficking Offenses (Total)	0	0.0	0	0.0
Commercial Sex Acts	0	0.0	0	0.0
Involuntary Servitude	0	0.0	0	0.0
Bribery	0	0.0	0	0.0
Weapon Law Violations	0	0.0	0	0.0
Animal Cruelty	0	0.0	0	0.0

GROUP B OFFENSES	Offenses	Rate per 1,000
Bad Checks	0	0.0
Curfew/Vagrancy	0	0.0
Disorderly Conduct	0	0.0
DUI	0	0.0
Drunkenness	0	0.0
Family-Non Violent	0	0.0
Liquor Law Violations	0	0.0
Peeping Tom	0	0.0
Trespass	0	0.0
All Other Offenses	0	0.0

2019 Fall Term Campus Population	
Undergraduate Enrollment	0
Graduate Enrollment	66
Staff Personnel	67
Faculty Personnel	16
Security Personnel	2
Total Campus Population	151



University of the South - 2019

GROUP A OFFENSES	Offense	Rate per 1,000	Cleared	% Cleared
Homicide Offenses (Total)	0	0.0	0	0.0
Murder	0	0.0	0	0.0
Negligent Manslaughter	0	0.0	0	0.0
Negligent Vehicular Manslaughter	0	0.0	0	0.0
Kidnapping/Abduction	0	0.0	0	0.0
Sex Offenses (Forcible) (Total)	3	1.1	3	100.0
Forcible Rape	3	1.1	3	100.0
Forcible Sodomy	0	0.0	0	0.0
Sexual Assault W/Object	0	0.0	0	0.0
Forcible Fondling	0	0.0	0	0.0
Robbery	0	0.0	0	0.0
Assault Offenses (Total)	18	6.7	16	88.9
Aggravated Assault	1	0.4	1	100.0
Simple Assault	14	5.2	12	85.7
Intimidation	3	1.1	3	100.0
Stalking	0	0.0	0	0.0
Arson	0	0.0	0	0.0
Extortion/Blackmail	1	0.4	0	0.0
Burglary	11	4.1	2	18.2
Larceny/Theft Offenses (Total)	52	19.4	9	17.3
Theft - Pocket-picking	0	0.0	0	0.0
Theft - Purse Snatching	0	0.0	0	0.0
Theft - Shoplifting	0	0.0	0	0.0
Theft From Building	17	6.4	2	11.8
Theft From Coin Machine	2	0.7	2	100.0
Theft From Motor Vehicle	2	0.7	0	0.0
Theft of Motor Vehicle Parts	2	0.7	0	0.0
Theft - All Other Larceny	29	10.8	5	17.2
Motor Vehicle Theft	3	1.1	1	33.3
Counterfeiting/Forgery	9	3.4	5	55.6
Fraud Offenses (Total)	6	2.2	0	0.0
Fraud - Computer Hacking/Invasion	0	0.0	0	0.0
Fraud - Credit Card/ATM	2	0.7	0	0.0
Fraud - False Pretenses	1	0.4	0	0.0
Fraud - Identity Theft	1	0.4	0	0.0
Fraud - Impersonation	2	0.7	0	0.0
Fraud - Welfare	0	0.0	0	0.0
Fraud - Wire	0	0.0	0	0.0
Embezzlement	0	0.0	0	0.0
Stolen Property Offenses	2	0.7	2	100.0
Destruction/Damage/Vandalism	42	15.7	7	16.7
Drug/Narcotic Violations (Total)	86	32.1	57	66.3
Drug/Narcotic Violations	41	15.3	26	63.4
Drug/Narcotic Equipment Violations	45	16.8	31	68.9

GROUP A OFFENSES	Offense	Rate per 1,000	Cleared	% Cleared
Sex Offenses (Non forcible) (Total)	0	0.0	0	0.0
Incest	0	0.0	0	0.0
Statutory Rape	0	0.0	0	0.0
Pornography/Obscene Material	0	0.0	0	0.0
Gambling Offenses (Total)	0	0.0	0	0.0
Gambling - Betting/Wagering	0	0.0	0	0.0
Gambling - Operating/Promoting	0	0.0	0	0.0
Gambling - Equipment Violations	0	0.0	0	0.0
Gambling - Sports Tampering	0	0.0	0	0.0
Prostitution Offenses (Total)	0	0.0	0	0.0
Prostitution	0	0.0	0	0.0
Prostitution Assisting/Promoting	0	0.0	0	0.0
Purchasing Prostitution	0	0.0	0	0.0
Human Trafficking Offenses (Total)	0	0.0	0	0.0
Commercial Sex Acts	0	0.0	0	0.0
Involuntary Servitude	0	0.0	0	0.0
Bribery	0	0.0	0	0.0
Weapon Law Violations	6	2.2	5	83.3
Animal Cruelty	0	0.0	0	0.0

GROUP B OFFENSES	Offenses	Rate per 1,000
Bad Checks	0	0.0
Curfew/Vagrancy	0	0.0
Disorderly Conduct	4	1.5
DUI	4	1.5
Drunkenness	12	4.5
Family-Non Violent	0	0.0
Liquor Law Violations	177	66.1
Peeping Tom	0	0.0
Trespass	5	1.9
All Other Offenses	8	3.0

2019 Fall Term Campus Population	
Undergraduate Enrollment	1,769
Graduate Enrollment	74
Staff Personnel	600
Faculty Personnel	210
Security Personnel	23
Total Campus Population	2,676



Vanderbilt University - 2019

GROUP A OFFENSES	Offense	Rate per 1,000	Cleared	% Cleared
Homicide Offenses (Total)	0	0.0	0	0.0
Murder	0	0.0	0	0.0
Negligent Manslaughter	0	0.0	0	0.0
Negligent Vehicular Manslaughter	0	0.0	0	0.0
Kidnapping/Abduction	1	0.0	1	100.0
Sex Offenses (Forcible) (Total)	12	0.3	1	8.3
Forcible Rape	0	0.0	0	0.0
Forcible Sodomy	0	0.0	0	0.0
Sexual Assault W/Object	1	0.0	0	0.0
Forcible Fondling	11	0.3	1	9.1
Robbery	6	0.1	1	16.7
Assault Offenses (Total)	209	5.2	97	46.4
Aggravated Assault	22	0.5	8	36.4
Simple Assault	112	2.8	67	59.8
Intimidation	61	1.5	18	29.5
Stalking	14	0.3	4	28.6
Arson	0	0.0	0	0.0
Extortion/Blackmail	2	0.0	0	0.0
Burglary	3	0.1	2	66.7
Larceny/Theft Offenses (Total)	438	10.8	57	13.0
Theft - Pocket-picking	0	0.0	0	0.0
Theft - Purse Snatching	0	0.0	0	0.0
Theft - Shoplifting	74	1.8	29	39.2
Theft From Building	240	5.9	20	8.3
Theft From Coin Machine	0	0.0	0	0.0
Theft From Motor Vehicle	53	1.3	3	5.7
Theft of Motor Vehicle Parts	13	0.3	0	0.0
Theft - All Other Larceny	58	1.4	5	8.6
Motor Vehicle Theft	9	0.2	4	44.4
Counterfeiting/Forgery	14	0.3	2	14.3
Fraud Offenses (Total)	58	1.4	9	15.5
Fraud - Computer Hacking/Invasion	0	0.0	0	0.0
Fraud - Credit Card/ATM	9	0.2	0	0.0
Fraud - False Pretenses	26	0.6	6	23.1
Fraud - Identity Theft	2	0.0	1	50.0
Fraud - Impersonation	8	0.2	2	25.0
Fraud - Welfare	0	0.0	0	0.0
Fraud - Wire	13	0.3	0	0.0
Embezzlement	7	0.2	2	28.6
Stolen Property Offenses	6	0.1	5	83.3
Destruction/Damage/Vandalism	62	1.5	8	12.9
Drug/Narcotic Violations (Total)	122	3.0	40	32.8
Drug/Narcotic Violations	90	2.2	28	31.1
Drug/Narcotic Equipment Violations	32	0.8	12	37.5

GROUP A OFFENSES	Offense	Rate per 1,000	Cleared	% Cleared
Sex Offenses (Non forcible) (Total)	0	0.0	0	0.0
Incest	0	0.0	0	0.0
Statutory Rape	0	0.0	0	0.0
Pornography/Obscene Material	0	0.0	0	0.0
Gambling Offenses (Total)	0	0.0	0	0.0
Gambling - Betting/Wagering	0	0.0	0	0.0
Gambling - Operating/Promoting	0	0.0	0	0.0
Gambling - Equipment Violations	0	0.0	0	0.0
Gambling - Sports Tampering	0	0.0	0	0.0
Prostitution Offenses (Total)	1	0.0	1	100.0
Prostitution	1	0.0	1	100.0
Prostitution Assisting/Promoting	0	0.0	0	0.0
Purchasing Prostitution	0	0.0	0	0.0
Human Trafficking Offenses (Total)	0	0.0	0	0.0
Commercial Sex Acts	0	0.0	0	0.0
Involuntary Servitude	0	0.0	0	0.0
Bribery	0	0.0	0	0.0
Weapon Law Violations	8	0.2	4	50.0
Animal Cruelty	2	0.0	1	50.0

GROUP B OFFENSES	Offenses	Rate per 1,000
Bad Checks	0	0.0
Curfew/Vagrancy	0	0.0
Disorderly Conduct	6	0.1
DUI	5	0.1
Drunkenness	24	0.6
Family-Non Violent	1	0.0
Liquor Law Violations	178	4.4
Peeping Tom	0	0.0
Trespass	46	1.1
All Other Offenses	6	0.1

2019 Fall Term Campus Population	
Undergraduate Enrollment	6,861
Graduate Enrollment	5,963
Staff Personnel	24,775
Faculty Personnel	2,562
Security Personnel	246
Total Campus Population	40,407



Victory University - 2019

GROUP A OFFENSES	Offense	Rate per 1,000	Cleared	% Cleared
Homicide Offenses (Total)	0	0.0	0	0.0
Murder	0	0.0	0	0.0
Negligent Manslaughter	0	0.0	0	0.0
Negligent Vehicular Manslaughter	0	0.0	0	0.0
Kidnapping/Abduction	0	0.0	0	0.0
Sex Offenses (Forcible) (Total)	0	0.0	0	0.0
Forcible Rape	0	0.0	0	0.0
Forcible Sodomy	0	0.0	0	0.0
Sexual Assault W/Object	0	0.0	0	0.0
Forcible Fondling	0	0.0	0	0.0
Robbery	0	0.0	0	0.0
Assault Offenses (Total)	0	0.0	0	0.0
Aggravated Assault	0	0.0	0	0.0
Simple Assault	0	0.0	0	0.0
Intimidation	0	0.0	0	0.0
Stalking	0	0.0	0	0.0
Arson	0	0.0	0	0.0
Extortion/Blackmail	0	0.0	0	0.0
Burglary	0	0.0	0	0.0
Larceny/Theft Offenses (Total)	0	0.0	0	0.0
Theft - Pocket-picking	0	0.0	0	0.0
Theft - Purse Snatching	0	0.0	0	0.0
Theft - Shoplifting	0	0.0	0	0.0
Theft From Building	0	0.0	0	0.0
Theft From Coin Machine	0	0.0	0	0.0
Theft From Motor Vehicle	0	0.0	0	0.0
Theft of Motor Vehicle Parts	0	0.0	0	0.0
Theft - All Other Larceny	0	0.0	0	0.0
Motor Vehicle Theft	0	0.0	0	0.0
Counterfeiting/Forgery	0	0.0	0	0.0
Fraud Offenses (Total)	0	0.0	0	0.0
Fraud - Computer Hacking/Invasion	0	0.0	0	0.0
Fraud - Credit Card/ATM	0	0.0	0	0.0
Fraud - False Pretenses	0	0.0	0	0.0
Fraud - Identity Theft	0	0.0	0	0.0
Fraud - Impersonation	0	0.0	0	0.0
Fraud - Welfare	0	0.0	0	0.0
Fraud - Wire	0	0.0	0	0.0
Embezzlement	0	0.0	0	0.0
Stolen Property Offenses	0	0.0	0	0.0
Destruction/Damage/Vandalism	0	0.0	0	0.0
Drug/Narcotic Violations (Total)	0	0.0	0	0.0
Drug/Narcotic Violations	0	0.0	0	0.0
Drug/Narcotic Equipment Violations	0	0.0	0	0.0

GROUP A OFFENSES	Offense	Rate per 1,000	Cleared	% Cleared
Sex Offenses (Non forcible) (Total)	0	0.0	0	0.0
Incest	0	0.0	0	0.0
Statutory Rape	0	0.0	0	0.0
Pornography/Obscene Material	0	0.0	0	0.0
Gambling Offenses (Total)	0	0.0	0	0.0
Gambling - Betting/Wagering	0	0.0	0	0.0
Gambling - Operating/Promoting	0	0.0	0	0.0
Gambling - Equipment Violations	0	0.0	0	0.0
Gambling - Sports Tampering	0	0.0	0	0.0
Prostitution Offenses (Total)	0	0.0	0	0.0
Prostitution	0	0.0	0	0.0
Prostitution Assisting/Promoting	0	0.0	0	0.0
Purchasing Prostitution	0	0.0	0	0.0
Human Trafficking Offenses (Total)	0	0.0	0	0.0
Commercial Sex Acts	0	0.0	0	0.0
Involuntary Servitude	0	0.0	0	0.0
Bribery	0	0.0	0	0.0
Weapon Law Violations	0	0.0	0	0.0
Animal Cruelty	0	0.0	0	0.0

GROUP B OFFENSES	Offenses	Rate per 1,000
Bad Checks	0	0.0
Curfew/Vagrancy	0	0.0
Disorderly Conduct	0	0.0
DUI	0	0.0
Drunkenness	0	0.0
Family-Non Violent	0	0.0
Liquor Law Violations	0	0.0
Peeping Tom	0	0.0
Trespass	0	0.0
All Other Offenses	0	0.0

2019 Fall Term Campus Population	
Undergraduate Enrollment	
Graduate Enrollment	
Staff Personnel	
Faculty Personnel	
Security Personnel	
Total Campus Population	



Volunteer State Community College - 2019

GROUP A OFFENSES	Offense	Rate per 1,000	Cleared	% Cleared
Homicide Offenses (Total)	0	0.0	0	0.0
Murder	0	0.0	0	0.0
Negligent Manslaughter	0	0.0	0	0.0
Negligent Vehicular Manslaughter	0	0.0	0	0.0
Kidnapping/Abduction	1	0.1	0	0.0
Sex Offenses (Forcible) (Total)	0	0.0	0	0.0
Forcible Rape	0	0.0	0	0.0
Forcible Sodomy	0	0.0	0	0.0
Sexual Assault W/Object	0	0.0	0	0.0
Forcible Fondling	0	0.0	0	0.0
Robbery	0	0.0	0	0.0
Assault Offenses (Total)	2	0.2	2	100.0
Aggravated Assault	0	0.0	0	0.0
Simple Assault	1	0.1	1	100.0
Intimidation	1	0.1	1	100.0
Stalking	0	0.0	0	0.0
Arson	0	0.0	0	0.0
Extortion/Blackmail	0	0.0	0	0.0
Burglary	0	0.0	0	0.0
Larceny/Theft Offenses (Total)	9	1.1	6	66.7
Theft - Pocket-picking	0	0.0	0	0.0
Theft - Purse Snatching	0	0.0	0	0.0
Theft - Shoplifting	3	0.4	3	100.0
Theft From Building	3	0.4	1	33.3
Theft From Coin Machine	1	0.1	1	100.0
Theft From Motor Vehicle	0	0.0	0	0.0
Theft of Motor Vehicle Parts	1	0.1	1	100.0
Theft - All Other Larceny	1	0.1	0	0.0
Motor Vehicle Theft	0	0.0	0	0.0
Counterfeiting/Forgery	1	0.1	0	0.0
Fraud Offenses (Total)	1	0.1	0	0.0
Fraud - Computer Hacking/Invasion	0	0.0	0	0.0
Fraud - Credit Card/ATM	0	0.0	0	0.0
Fraud - False Pretenses	1	0.1	0	0.0
Fraud - Identity Theft	0	0.0	0	0.0
Fraud - Impersonation	0	0.0	0	0.0
Fraud - Welfare	0	0.0	0	0.0
Fraud - Wire	0	0.0	0	0.0
Embezzlement	0	0.0	0	0.0
Stolen Property Offenses	0	0.0	0	0.0
Destruction/Damage/Vandalism	4	0.5	1	25.0
Drug/Narcotic Violations (Total)	1	0.1	1	100.0
Drug/Narcotic Violations	1	0.1	1	100.0
Drug/Narcotic Equipment Violations	0	0.0	0	0.0

GROUP A OFFENSES	Offense	Rate per 1,000	Cleared	% Cleared
Sex Offenses (Non forcible) (Total)	0	0.0	0	0.0
Incest	0	0.0	0	0.0
Statutory Rape	0	0.0	0	0.0
Pornography/Obscene Material	0	0.0	0	0.0
Gambling Offenses (Total)	0	0.0	0	0.0
Gambling - Betting/Wagering	0	0.0	0	0.0
Gambling - Operating/Promoting	0	0.0	0	0.0
Gambling - Equipment Violations	0	0.0	0	0.0
Gambling - Sports Tampering	0	0.0	0	0.0
Prostitution Offenses (Total)	0	0.0	0	0.0
Prostitution	0	0.0	0	0.0
Prostitution Assisting/Promoting	0	0.0	0	0.0
Purchasing Prostitution	0	0.0	0	0.0
Human Trafficking Offenses (Total)	0	0.0	0	0.0
Commercial Sex Acts	0	0.0	0	0.0
Involuntary Servitude	0	0.0	0	0.0
Bribery	0	0.0	0	0.0
Weapon Law Violations	0	0.0	0	0.0
Animal Cruelty	0	0.0	0	0.0

GROUP B OFFENSES	Offenses	Rate per 1,000
Bad Checks	0	0.0
Curfew/Vagrancy	0	0.0
Disorderly Conduct	3	0.4
DUI	0	0.0
Drunkenness	0	0.0
Family-Non Violent	0	0.0
Liquor Law Violations	0	0.0
Peeping Tom	0	0.0
Trespass	0	0.0
All Other Offenses	1	0.1

2019 Fall Term Campus Population	
Undergraduate Enrollment	7,660
Graduate Enrollment	0
Staff Personnel	380
Faculty Personnel	459
Security Personnel	33
Total Campus Population	8,532



Walters State Community College - 2019

GROUP A OFFENSES	Offense	Rate per 1,000	Cleared	% Cleared
Homicide Offenses (Total)	0	0.0	0	0.0
Murder	0	0.0	0	0.0
Negligent Manslaughter	0	0.0	0	0.0
Negligent Vehicular Manslaughter	0	0.0	0	0.0
Kidnapping/Abduction	0	0.0	0	0.0
Sex Offenses (Forcible) (Total)	0	0.0	0	0.0
Forcible Rape	0	0.0	0	0.0
Forcible Sodomy	0	0.0	0	0.0
Sexual Assault W/Object	0	0.0	0	0.0
Forcible Fondling	0	0.0	0	0.0
Robbery	0	0.0	0	0.0
Assault Offenses (Total)	6	1.0	6	100.0
Aggravated Assault	0	0.0	0	0.0
Simple Assault	0	0.0	0	0.0
Intimidation	6	1.0	6	100.0
Stalking	0	0.0	0	0.0
Arson	0	0.0	0	0.0
Extortion/Blackmail	0	0.0	0	0.0
Burglary	0	0.0	0	0.0
Larceny/Theft Offenses (Total)	2	0.3	0	0.0
Theft - Pocket-picking	0	0.0	0	0.0
Theft - Purse Snatching	0	0.0	0	0.0
Theft - Shoplifting	0	0.0	0	0.0
Theft From Building	2	0.3	0	0.0
Theft From Coin Machine	0	0.0	0	0.0
Theft From Motor Vehicle	0	0.0	0	0.0
Theft of Motor Vehicle Parts	0	0.0	0	0.0
Theft - All Other Larceny	0	0.0	0	0.0
Motor Vehicle Theft	0	0.0	0	0.0
Counterfeiting/Forgery	0	0.0	0	0.0
Fraud Offenses (Total)	0	0.0	0	0.0
Fraud - Computer Hacking/Invasion	0	0.0	0	0.0
Fraud - Credit Card/ATM	0	0.0	0	0.0
Fraud - False Pretenses	0	0.0	0	0.0
Fraud - Identity Theft	0	0.0	0	0.0
Fraud - Impersonation	0	0.0	0	0.0
Fraud - Welfare	0	0.0	0	0.0
Fraud - Wire	0	0.0	0	0.0
Embezzlement	0	0.0	0	0.0
Stolen Property Offenses	0	0.0	0	0.0
Destruction/Damage/Vandalism	0	0.0	0	0.0
Drug/Narcotic Violations (Total)	1	0.2	1	100.0
Drug/Narcotic Violations	1	0.2	1	100.0
Drug/Narcotic Equipment Violations	0	0.0	0	0.0

GROUP A OFFENSES	Offense	Rate per 1,000	Cleared	% Cleared
Sex Offenses (Non forcible) (Total)	0	0.0	0	0.0
Incest	0	0.0	0	0.0
Statutory Rape	0	0.0	0	0.0
Pornography/Obscene Material	0	0.0	0	0.0
Gambling Offenses (Total)	0	0.0	0	0.0
Gambling - Betting/Wagering	0	0.0	0	0.0
Gambling - Operating/Promoting	0	0.0	0	0.0
Gambling - Equipment Violations	0	0.0	0	0.0
Gambling - Sports Tampering	0	0.0	0	0.0
Prostitution Offenses (Total)	0	0.0	0	0.0
Prostitution	0	0.0	0	0.0
Prostitution Assisting/Promoting	0	0.0	0	0.0
Purchasing Prostitution	0	0.0	0	0.0
Human Trafficking Offenses (Total)	0	0.0	0	0.0
Commercial Sex Acts	0	0.0	0	0.0
Involuntary Servitude	0	0.0	0	0.0
Bribery	0	0.0	0	0.0
Weapon Law Violations	0	0.0	0	0.0
Animal Cruelty	0	0.0	0	0.0

GROUP B OFFENSES	Offenses	Rate per 1,000
Bad Checks	0	0.0
Curfew/Vagrancy	0	0.0
Disorderly Conduct	0	0.0
DUI	0	0.0
Drunkenness	0	0.0
Family-Non Violent	0	0.0
Liquor Law Violations	0	0.0
Peeping Tom	0	0.0
Trespass	1	0.2
All Other Offenses	0	0.0

2019 Fall Term Campus Population	
Undergraduate Enrollment	5,272
Graduate Enrollment	0
Staff Personnel	262
Faculty Personnel	262
Security Personnel	16
Total Campus Population	5,812



Welch College - 2019

GROUP A OFFENSES	Offense	Rate per 1,000	Cleared	% Cleared
Homicide Offenses (Total)	0	0.0	0	0.0
Murder	0	0.0	0	0.0
Negligent Manslaughter	0	0.0	0	0.0
Negligent Vehicular Manslaughter	0	0.0	0	0.0
Kidnapping/Abduction	0	0.0	0	0.0
Sex Offenses (Forcible) (Total)	0	0.0	0	0.0
Forcible Rape	0	0.0	0	0.0
Forcible Sodomy	0	0.0	0	0.0
Sexual Assault W/Object	0	0.0	0	0.0
Forcible Fondling	0	0.0	0	0.0
Robbery	0	0.0	0	0.0
Assault Offenses (Total)	0	0.0	0	0.0
Aggravated Assault	0	0.0	0	0.0
Simple Assault	0	0.0	0	0.0
Intimidation	0	0.0	0	0.0
Stalking	0	0.0	0	0.0
Arson	0	0.0	0	0.0
Extortion/Blackmail	0	0.0	0	0.0
Burglary	0	0.0	0	0.0
Larceny/Theft Offenses (Total)	0	0.0	0	0.0
Theft - Pocket-picking	0	0.0	0	0.0
Theft - Purse Snatching	0	0.0	0	0.0
Theft - Shoplifting	0	0.0	0	0.0
Theft From Building	0	0.0	0	0.0
Theft From Coin Machine	0	0.0	0	0.0
Theft From Motor Vehicle	0	0.0	0	0.0
Theft of Motor Vehicle Parts	0	0.0	0	0.0
Theft - All Other Larceny	0	0.0	0	0.0
Motor Vehicle Theft	0	0.0	0	0.0
Counterfeiting/Forgery	0	0.0	0	0.0
Fraud Offenses (Total)	0	0.0	0	0.0
Fraud - Computer Hacking/Invasion	0	0.0	0	0.0
Fraud - Credit Card/ATM	0	0.0	0	0.0
Fraud - False Pretenses	0	0.0	0	0.0
Fraud - Identity Theft	0	0.0	0	0.0
Fraud - Impersonation	0	0.0	0	0.0
Fraud - Welfare	0	0.0	0	0.0
Fraud - Wire	0	0.0	0	0.0
Embezzlement	0	0.0	0	0.0
Stolen Property Offenses	0	0.0	0	0.0
Destruction/Damage/Vandalism	0	0.0	0	0.0
Drug/Narcotic Violations (Total)	0	0.0	0	0.0
Drug/Narcotic Violations	0	0.0	0	0.0
Drug/Narcotic Equipment Violations	0	0.0	0	0.0

GROUP A OFFENSES	Offense	Rate per 1,000	Cleared	% Cleared
Sex Offenses (Non forcible) (Total)	0	0.0	0	0.0
Incest	0	0.0	0	0.0
Statutory Rape	0	0.0	0	0.0
Pornography/Obscene Material	0	0.0	0	0.0
Gambling Offenses (Total)	0	0.0	0	0.0
Gambling - Betting/Wagering	0	0.0	0	0.0
Gambling - Operating/Promoting	0	0.0	0	0.0
Gambling - Equipment Violations	0	0.0	0	0.0
Gambling - Sports Tampering	0	0.0	0	0.0
Prostitution Offenses (Total)	0	0.0	0	0.0
Prostitution	0	0.0	0	0.0
Prostitution Assisting/Promoting	0	0.0	0	0.0
Purchasing Prostitution	0	0.0	0	0.0
Human Trafficking Offenses (Total)	0	0.0	0	0.0
Commercial Sex Acts	0	0.0	0	0.0
Involuntary Servitude	0	0.0	0	0.0
Bribery	0	0.0	0	0.0
Weapon Law Violations	0	0.0	0	0.0
Animal Cruelty	0	0.0	0	0.0

GROUP B OFFENSES	Offenses	Rate per 1,000
Bad Checks	0	0.0
Curfew/Vagrancy	0	0.0
Disorderly Conduct	0	0.0
DUI	0	0.0
Drunkenness	0	0.0
Family-Non Violent	0	0.0
Liquor Law Violations	0	0.0
Peeping Tom	0	0.0
Trespass	0	0.0
All Other Offenses	0	0.0

2019 Fall Term Campus Population	
Undergraduate Enrollment	262
Graduate Enrollment	21
Staff Personnel	27
Faculty Personnel	41
Security Personnel	5
Total Campus Population	356





Crime on Campus 2019

Off-Campus Institutions

Crimes Against College Students as Reported by Local Agencies

Milligan College - 2019

GROUP A OFFENSES	Total # of Incidents	Total # of Clearances
Arson	0	0
Assault	1	0
Aggravated Assault	0	0
Simple Assault	1	0
Intimidation	0	0
Stalking	0	0
Bribery	0	0
Burglary	0	0
Counterfeiting/Forgery	0	0
Destruction/Damage/Vandalism	0	0
Drug/Narcotic Offenses	0	0
Drug/Narcotic Violations	0	0
Drug/Narcotic Equipment Violations	0	0
Embezzlement	0	0
Extortion/Blackmail	0	0
Fraud Offenses	0	0
Fraud - Computer Hacking/Invasion	0	0
Fraud - Credit Card/ATM	0	0
Fraud - False Pretenses	0	0
Fraud - Identity Theft	0	0
Fraud - Impersonation	0	0
Fraud - Welfare	0	0
Fraud - Wire	0	0
Gambling Offenses	0	0
Gambling - Betting/Wagering	0	0
Gambling - Operating/Promoting	0	0
Gambling - Equipment Violations	0	0
Gambling - Sports Tampering	0	0
Homicide Offenses	0	0
Murder	0	0
Negligent Manslaughter	0	0
Negligent Vehicular Manslaughter	0	0
Motor Vehicle Theft	0	0
Pornography/Obscene Material	0	0
Robbery	0	0
Stolen Property Offenses	0	0
Weapon Law Violations	0	0
Kidnapping/Abduction	0	0

GROUP A OFFENSES	Total # of Incidents	Total # of Clearances
Larceny/Theft Offenses	0	0
Theft - Pocket-picking	0	0
Theft - Purse Snatching	0	0
Theft - Shoplifting	0	0
Theft From Building	0	0
Theft From Coin Machine	0	0
Theft From Motor Vehicle	0	0
Theft of Motor Vehicle Parts	0	0
Theft - All Other Larceny	0	0
Prostitution Offenses	0	0
Prostitution	0	0
Prostitution Assisting/Promoting	0	0
Purchasing Prostitution	0	0
Sex Offenses, Forcible	0	0
Forcible Rape	0	0
Forcible Sodomy	0	0
Sexual Assault W/Object	0	0
Forcible Fondling	0	0
Sex Offenses, Non Forcible	0	0
Incest	0	0
Statutory Rape	0	0
Human Trafficking Offenses	0	0
Commercial Sex Acts	0	0
Involuntary Servitude	0	0

Reporting Agency: Elizabethton Police Department



Crimes Against College Students as Reported by Local Agencies

Carson Newman University - 2019

GROUP A OFFENSES	Total # of Incidents	Total # of Clearances
Arson	0	0
Assault	0	0
Aggravated Assault	0	0
Simple Assault	0	0
Intimidation	0	0
Stalking	0	0
Bribery	0	0
Burglary	0	0
Counterfeiting/Forgery	0	0
Destruction/Damage/Vandalism	0	0
Drug/Narcotic Offenses	0	0
Drug/Narcotic Violations	0	0
Drug/Narcotic Equipment Violations	0	0
Embezzlement	0	0
Extortion/Blackmail	0	0
Fraud Offenses	0	0
Fraud - Computer Hacking/Invasion	0	0
Fraud - Credit Card/ATM	0	0
Fraud - False Pretenses	0	0
Fraud - Identity Theft	0	0
Fraud - Impersonation	0	0
Fraud - Welfare	0	0
Fraud - Wire	0	0
Gambling Offenses	0	0
Gambling - Betting/Wagering	0	0
Gambling - Operating/Promoting	0	0
Gambling - Equipment Violations	0	0
Gambling - Sports Tampering	0	0
Homicide Offenses	0	0
Murder	0	0
Negligent Manslaughter	0	0
Negligent Vehicular Manslaughter	0	0
Motor Vehicle Theft	0	0
Pornography/Obscene Material	0	0
Robbery	0	0
Stolen Property Offenses	0	0
Weapon Law Violations	0	0
Kidnapping/Abduction	0	0

GROUP A OFFENSES	Total # of Incidents	Total # of Clearances
Larceny/Theft Offenses	0	0
Theft - Pocket-picking	0	0
Theft - Purse Snatching	0	0
Theft - Shoplifting	0	0
Theft From Building	0	0
Theft From Coin Machine	0	0
Theft From Motor Vehicle	0	0
Theft of Motor Vehicle Parts	0	0
Theft - All Other Larceny	0	0
Prostitution Offenses	0	0
Prostitution	0	0
Prostitution Assisting/Promoting	0	0
Purchasing Prostitution	0	0
Sex Offenses, Forcible	1	0
Forcible Rape	0	0
Forcible Sodomy	0	0
Sexual Assault W/Object	0	0
Forcible Fondling	1	0
Sex Offenses, Non Forcible	0	0
Incest	0	0
Statutory Rape	0	0
Human Trafficking Offenses	0	0
Commercial Sex Acts	0	0
Involuntary Servitude	0	0

Reporting Agency: Jefferson City Police Department



Crimes Against College Students as Reported by Local Agencies

Walters State Community College - 2019

GROUP A OFFENSES	Total # of Incidents	Total # of Clearances
Arson	0	0
Assault	1	1
Aggravated Assault	1	1
Simple Assault	0	0
Intimidation	0	0
Stalking	0	0
Bribery	0	0
Burglary	0	0
Counterfeiting/Forgery	0	0
Destruction/Damage/Vandalism	0	0
Drug/Narcotic Offenses	0	0
Drug/Narcotic Violations	0	0
Drug/Narcotic Equipment Violations	0	0
Embezzlement	0	0
Extortion/Blackmail	0	0
Fraud Offenses	0	0
Fraud - Computer Hacking/Invasion	0	0
Fraud - Credit Card/ATM	0	0
Fraud - False Pretenses	0	0
Fraud - Identity Theft	0	0
Fraud - Impersonation	0	0
Fraud - Welfare	0	0
Fraud - Wire	0	0
Gambling Offenses	0	0
Gambling - Betting/Wagering	0	0
Gambling - Operating/Promoting	0	0
Gambling - Equipment Violations	0	0
Gambling - Sports Tampering	0	0
Homicide Offenses	0	0
Murder	0	0
Negligent Manslaughter	0	0
Negligent Vehicular Manslaughter	0	0
Motor Vehicle Theft	0	0
Pornography/Obscene Material	0	0
Robbery	0	0
Stolen Property Offenses	0	0
Weapon Law Violations	0	0
Kidnapping/Abduction	0	0

GROUP A OFFENSES	Total # of Incidents	Total # of Clearances
Larceny/Theft Offenses	0	0
Theft - Pocket-picking	0	0
Theft - Purse Snatching	0	0
Theft - Shoplifting	0	0
Theft From Building	0	0
Theft From Coin Machine	0	0
Theft From Motor Vehicle	0	0
Theft of Motor Vehicle Parts	0	0
Theft - All Other Larceny	0	0
Prostitution Offenses	0	0
Prostitution	0	0
Prostitution Assisting/Promoting	0	0
Purchasing Prostitution	0	0
Sex Offenses, Forcible	0	0
Forcible Rape	0	0
Forcible Sodomy	0	0
Sexual Assault W/Object	0	0
Forcible Fondling	0	0
Sex Offenses, Non Forcible	0	0
Incest	0	0
Statutory Rape	0	0
Human Trafficking Offenses	0	0
Commercial Sex Acts	0	0
Involuntary Servitude	0	0

Reporting Agency: Jefferson County Sheriff's Office





Crime on Campus 2019

Independent Reporting Colleges

Institutions Eligible to Report Crime Statistics via Short Form

All Saints Bible College*

American Baptist College*

Argosy—Nashville*

Art Institute of Tennessee—Nashville*

Belhaven University*

Chattanooga College Medical, Dental, and Technical Careers*

Concord College*

Embry-Riddle Aeronautical University—Memphis

Fortis Institute—Cookeville*

Fortis Institute—Nashville*

Fountainhead College of Technology*

Franklin Academy

Knoxville College*

Lincoln College of Technology*

Memphis Theological Seminary

Mid-American Baptist Seminary

Middle Tennessee School of Anesthesia

Miller Motte Technical College—Clarksville*

Miller Motte Technical College—Chattanooga*

Nashville College of Medical Careers*

National College of Business & Technology—Bartlett*

National College of Business & Technology—Bristol*

National College of Business & Technology—Knoxville*

National College of Business & Technology—Madison*

National College of Business & Technology—Memphis*

National College of Business & Technology—Nashville

North Central Institute

Nossi College of Art

O'More College of Design*

Remington College—Nashville Campus*

Remington College—Memphis*

Richmont Graduate University*

South College—Knoxville*

South College—Nashville*

Strayer University—Knoxville

Strayer University—

Chattanooga

Strayer University—Nashville

Strayer University—Shelby

Strayer University—Thousand Oaks

University of Phoenix—Memphis*

University of Phoenix—Nashville*

Vatterott Career College—Memphis

Appling Farms*

Vatterott Career College—Memphis

Dividend*

Visible Music College*

West Tennessee Business College*

*Agency failed to submit Short Form

Embry-Riddle Aeronautical University – Worldwide Memphis Campus

Offense	Year	On Campus Property	*Residential Facilities	Non Campus Property	Public Property	Optional Total
Murder / Non-Negligent Manslaughter	2019	0	0	0	0	0
Negligent Manslaughter	2019	0	0	0	0	0
Sex Offenses, Forcible	2019	0	0	0	0	0
Sex Offenses, Non-Forcible	2019	0	0	0	0	0
Robbery	2019	0	0	0	0	0
Aggravated Assault	2019	0	0	0	0	0
Burglary	2019	0	0	0	0	0
Motor Vehicle Theft	2019	0	0	0	0	0
Arson	2019	0	0	0	0	0
Liquor Law Arrests	2019	0	0	0	0	0
Liquor Law Violations Referred For Disciplinary Action	2019	0	0	0	0	0
Drug Law Arrests	2019	0	0	0	0	0
Drug Law Violations Referred For Disciplinary Action	2019	0	0	0	0	0
Illegal Weapons Possession Arrests	2019	0	0	0	0	0
Illegal Weapons Possession Violations Referred For Disciplinary Action	2019	0	0	0	0	0
* Crime In The Residential Facilities Column Are Included In The On-Campus Category.						



Franklin Academy

Offense	Year	On Campus Property	*Residential Facilities	Non Campus Property	Public Property	Optional Total
Murder / Non-Negligent Manslaughter	2019	0	0	0	0	0
Negligent Manslaughter	2019	0	0	0	0	0
Sex Offenses, Forcible	2019	0	0	0	0	0
Sex Offenses, Non-Forcible	2019	0	0	0	0	0
Robbery	2019	0	0	0	0	0
Aggravated Assault	2019	0	0	0	0	0
Burglary	2019	0	0	0	0	0
Motor Vehicle Theft	2019	0	0	0	0	0
Arson	2019	0	0	0	0	0
Liquor Law Arrests	2019	0	0	0	0	0
Liquor Law Violations Referred For Disciplinary Action	2019	0	0	0	0	0
Drug Law Arrests	2019	0	0	0	0	0
Drug Law Violations Referred For Disciplinary Action	2019	0	0	0	0	0
Illegal Weapons Possession Arrests	2019	0	0	0	0	0
Illegal Weapons Possession Violations Referred For Disciplinary Action	2019	0	0	0	0	0
* Crime In The Residential Facilities Column Are Included In The On-Campus Category.						



Memphis Theological Seminary

Offense	Year	On Campus Property	*Residential Facilities	Non Campus Property	Public Property	Optional Total
Murder / Non-Negligent Manslaughter	2019	0	0	0	0	0
Negligent Manslaughter	2019	0	0	0	0	0
Sex Offenses, Forcible	2019	0	0	0	0	0
Sex Offenses, Non-Forcible	2019	0	0	0	0	0
Robbery	2019	0	0	0	0	0
Aggravated Assault	2019	0	0	0	0	0
Burglary	2019	0	0	0	0	0
Motor Vehicle Theft	2019	0	0	0	0	0
Arson	2019	0	0	0	0	0
Liquor Law Arrests	2019	0	0	0	0	0
Liquor Law Violations Referred For Disciplinary Action	2019	0	0	0	0	0
Drug Law Arrests	2019	0	0	0	0	0
Drug Law Violations Referred For Disciplinary Action	2019	0	0	0	0	0
Illegal Weapons Possession Arrests	2019	0	0	0	0	0
Illegal Weapons Possession Violations Referred For Disciplinary Action	2019	0	0	0	0	0
* Crime In The Residential Facilities Column Are Included In The On-Campus Category.						



Mid-American Baptist Theological Seminary

Offense	Year	On Campus Property	*Residential Facilities	Non Campus Property	Public Property	Optional Total
Murder / Non-Negligent Manslaughter	2019	0	0	0	0	0
Negligent Manslaughter	2019	0	0	0	0	0
Sex Offenses, Forcible	2019	0	0	0	0	0
Sex Offenses, Non-Forcible	2019	0	0	0	0	0
Robbery	2019	0	0	0	0	0
Aggravated Assault	2019	0	0	0	0	0
Burglary	2019	0	0	0	0	0
Motor Vehicle Theft	2019	0	0	0	0	0
Arson	2019	0	0	0	0	0
Liquor Law Arrests	2019	0	0	0	0	0
Liquor Law Violations Referred For Disciplinary Action	2019	0	0	0	0	0
Drug Law Arrests	2019	0	0	0	0	0
Drug Law Violations Referred For Disciplinary Action	2019	0	0	0	0	0
Illegal Weapons Possession Arrests	2019	0	0	0	0	0
Illegal Weapons Possession Violations Referred For Disciplinary Action	2019	0	0	0	0	0
* Crime In The Residential Facilities Column Are Included In The On-Campus Category.						



Middle Tennessee School of Anesthesia

Offense	Year	On Campus Property	*Residential Facilities	Non Campus Property	Public Property	Optional Total
Murder / Non-Negligent Manslaughter	2019	0	N/A	0	0	0
Negligent Manslaughter	2019	0	N/A	0	0	0
Sex Offenses, Forcible	2019	0	N/A	0	0	0
Sex Offenses, Non-Forcible	2019	0	N/A	0	0	0
Robbery	2019	0	N/A	0	0	0
Aggravated Assault	2019	0	N/A	0	0	0
Burglary	2019	0	N/A	0	0	0
Motor Vehicle Theft	2019	0	N/A	0	0	0
Arson	2019	0	N/A	0	0	0
Liquor Law Arrests	2019	0	N/A	0	0	0
Liquor Law Violations Referred For Disciplinary Action	2019	0	N/A	0	0	0
Drug Law Arrests	2019	0	N/A	0	0	0
Drug Law Violations Referred For Disciplinary Action	2019	0	N/A	0	0	0
Illegal Weapons Possession Arrests	2019	0	N/A	0	0	0
Illegal Weapons Possession Violations Referred For Disciplinary Action	2019	0	N/A	0	0	0
* Crime In The Residential Facilities Column Are Included In The On-Campus Category.						



Nossi College of Art

Offense	Year	On Campus Property	*Residential Facilities	Non Campus Property	Public Property	Optional Total
Murder / Non-Negligent Manslaughter	2019	0	N/A	0	0	0
Negligent Manslaughter	2019	0	N/A	0	0	0
Sex Offenses, Forcible	2019	0	N/A	0	0	0
Sex Offenses, Non-Forcible	2019	0	N/A	0	0	0
Robbery	2019	0	N/A	0	0	0
Aggravated Assault	2019	0	N/A	0	0	0
Burglary	2019	0	N/A	0	0	0
Motor Vehicle Theft	2019	0	N/A	0	0	0
Arson	2019	0	N/A	0	0	0
Liquor Law Arrests	2019	0	N/A	0	0	0
Liquor Law Violations Referred For Disciplinary Action	2019	0	N/A	0	0	0
Drug Law Arrests	2019	0	N/A	0	0	0
Drug Law Violations Referred For Disciplinary Action	2019	0	N/A	0	0	0
Illegal Weapons Possession Arrests	2019	0	N/A	0	0	0
Illegal Weapons Possession Violations Referred For Disciplinary Action	2019	0	N/A	0	0	0
* Crime In The Residential Facilities Column Are Included In The On-Campus Category.						



Strayer University - Chattanooga Campus

Offense	Year	On Campus Property	*Residential Facilities	Non Campus Property	Public Property	Optional Total
Murder / Non-Negligent Manslaughter	2019	0	N/A	0	0	0
Negligent Manslaughter	2019	0	N/A	0	0	0
Sex Offenses, Forcible	2019	0	N/A	0	0	0
Sex Offenses, Non-Forcible	2019	0	N/A	0	0	0
Robbery	2019	0	N/A	0	0	0
Aggravated Assault	2019	0	N/A	0	0	0
Burglary	2019	0	N/A	0	0	0
Motor Vehicle Theft	2019	0	N/A	0	0	0
Arson	2019	0	N/A	0	0	0
Liquor Law Arrests	2019	0	N/A	0	0	0
Liquor Law Violations Referred For Disciplinary Action	2019	0	N/A	0	0	0
Drug Law Arrests	2019	0	N/A	0	0	0
Drug Law Violations Referred For Disciplinary Action	2019	0	N/A	0	0	0
Illegal Weapons Possession Arrests	2019	0	N/A	0	0	0
Illegal Weapons Possession Violations Referred For Disciplinary Action	2019	0	N/A	0	0	0
* Crime In The Residential Facilities Column Are Included In The On-Campus Category.						



Strayer University - Knoxville Campus

Offense	Year	On Campus Property	*Residential Facilities	Non Campus Property	Public Property	Optional Total
Murder / Non-Negligent Manslaughter	2019	0	N/A	0	0	0
Negligent Manslaughter	2019	0	N/A	0	0	0
Sex Offenses, Forcible	2019	0	N/A	0	0	0
Sex Offenses, Non-Forcible	2019	0	N/A	0	0	0
Robbery	2019	0	N/A	0	0	0
Aggravated Assault	2019	0	N/A	0	0	0
Burglary	2019	0	N/A	0	0	0
Motor Vehicle Theft	2019	0	N/A	0	1	1
Arson	2019	0	N/A	0	0	0
Liquor Law Arrests	2019	0	N/A	0	0	0
Liquor Law Violations Referred For Disciplinary Action	2019	0	N/A	0	0	0
Drug Law Arrests	2019	0	N/A	0	0	0
Drug Law Violations Referred For Disciplinary Action	2019	0	N/A	0	0	0
Illegal Weapons Possession Arrests	2019	0	N/A	0	0	0
Illegal Weapons Possession Violations Referred For Disciplinary Action	2019	0	N/A	0	0	0
* Crime In The Residential Facilities Column Are Included In The On-Campus Category.						



Strayer University - Nashville Campus

Offense	Year	On Campus Property	*Residential Facilities	Non Campus Property	Public Property	Optional Total
Murder / Non-Negligent Manslaughter	2019	0	N/A	0	0	0
Negligent Manslaughter	2019	0	N/A	0	0	0
Sex Offenses, Forcible	2019	0	N/A	0	0	0
Sex Offenses, Non-Forcible	2019	0	N/A	0	0	0
Robbery	2019	0	N/A	0	0	0
Aggravated Assault	2019	0	N/A	0	0	0
Burglary	2019	0	N/A	0	0	0
Motor Vehicle Theft	2019	0	N/A	0	0	0
Arson	2019	0	N/A	0	0	0
Liquor Law Arrests	2019	0	N/A	0	0	0
Liquor Law Violations Referred For Disciplinary Action	2019	0	N/A	0	0	0
Drug Law Arrests	2019	0	N/A	0	0	0
Drug Law Violations Referred For Disciplinary Action	2019	0	N/A	0	0	0
Illegal Weapons Possession Arrests	2019	0	N/A	0	0	0
Illegal Weapons Possession Violations Referred For Disciplinary Action	2019	0	N/A	0	0	0
* Crime In The Residential Facilities Column Are Included In The On-Campus Category.						



Strayer University - Shelby Campus

Offense	Year	On Campus Property	*Residential Facilities	Non Campus Property	Public Property	Optional Total
Murder / Non-Negligent Manslaughter	2019	0	N/A	0	0	0
Negligent Manslaughter	2019	0	N/A	0	0	0
Sex Offenses, Forcible	2019	0	N/A	0	0	0
Sex Offenses, Non-Forcible	2019	0	N/A	0	0	0
Robbery	2019	0	N/A	0	0	0
Aggravated Assault	2019	0	N/A	0	0	0
Burglary	2019	0	N/A	0	0	0
Motor Vehicle Theft	2019	0	N/A	0	0	0
Arson	2019	0	N/A	0	0	0
Liquor Law Arrests	2019	0	N/A	0	0	0
Liquor Law Violations Referred For Disciplinary Action	2019	0	N/A	0	0	0
Drug Law Arrests	2019	0	N/A	0	0	0
Drug Law Violations Referred For Disciplinary Action	2019	0	N/A	0	0	0
Illegal Weapons Possession Arrests	2019	0	N/A	0	0	0
Illegal Weapons Possession Violations Referred For Disciplinary Action	2019	0	N/A	0	0	0
* Crime In The Residential Facilities Column Are Included In The On-Campus Category.						



Strayer University – Thousand Oaks Campus

Offense	Year	On Campus Property	*Residential Facilities	Non Campus Property	Public Property	Optional Total
Murder / Non-Negligent Manslaughter	2019	0	N/A	0	0	0
Negligent Manslaughter	2019	0	N/A	0	0	0
Sex Offenses, Forcible	2019	0	N/A	0	0	0
Sex Offenses, Non-Forcible	2019	0	N/A	0	0	0
Robbery	2019	0	N/A	0	0	0
Aggravated Assault	2019	0	N/A	0	0	0
Burglary	2019	0	N/A	0	0	0
Motor Vehicle Theft	2019	0	N/A	0	0	0
Arson	2019	0	N/A	0	0	0
Liquor Law Arrests	2019	0	N/A	0	0	0
Liquor Law Violations Referred For Disciplinary Action	2019	0	N/A	0	0	0
Drug Law Arrests	2019	0	N/A	0	0	0
Drug Law Violations Referred For Disciplinary Action	2019	0	N/A	0	0	0
Illegal Weapons Possession Arrests	2019	0	N/A	0	0	0
Illegal Weapons Possession Violations Referred For Disciplinary Action	2019	0	N/A	0	0	0

*** Crime In The Residential Facilities Column Are Included In The On-Campus Category.**



TIBRS Group A

Offense Definitions

Animal Cruelty- Intentionally, knowing, or recklessly taking an action that mistreats or kills any animal without just cause such as torturing, tormenting, mutilation, maiming, poisoning, or abandonment.

Arson – To unlawfully and intentionally damage, or attempt to damage, any real or personal property by fire or incendiary device.

Assault Offenses – An unlawful attack by one person on another.

Aggravated Assault – An unlawful attack by one person upon another wherein the offender uses a weapon or displays it in a threatening manner, or the victim suffers obvious severe or aggravated bodily injury involving apparent broken bones, loss of teeth, possible internal injury, severe laceration or loss of consciousness.

Simple Assault – An unlawful physical attack by one person upon another where neither the offender displays a weapon, nor the victim suffers obvious severe or aggravated bodily injury involving apparent broken bones, loss of teeth, possible internal injury, severe laceration or loss of consciousness.

Intimidation – To unlawfully place another person in reasonable fear of bodily harm through the use of threatening words and/or other conduct, but without displaying a weapon or subjecting the victim to actual physical attack.

Stalking – To intentionally and repeatedly follow or harass another person in such a manner as would cause that person to be in reasonable fear of being assaulted, suffering bodily injury or death.

Bribery – The offering, giving, receiving or soliciting of anything of value (i.e., a bribe, gratuity or kickback) to sway the judgment or action of a person in a position of trust or influence.

Burglary/Breaking and Entering – The unlawful entry into a building or other structure with the intent to commit a felony or a theft.

Counterfeiting/Forgery – The altering, copying or imitation of something, without authority or right, with the intent to deceive or defraud by passing the copy or thing altered or imitated as that which is original or genuine; or the selling, buying or possession of an altered, copied or imitated thing with the intent to deceive or defraud.

Destruction/Damage/Vandalism of Property – To willfully or maliciously destroy, damage, deface or otherwise injure real or personal property without the consent of the owner or the person having custody or control of it.

Drug/Narcotic Offenses – The violation of laws prohibiting the production, distribution, and/or use of certain controlled substances and the equipment or devices utilized in their preparation and/or use.

Drug/Narcotic Violations – The unlawful cultivation, manufacture, distribution, sale, purchase, use, possession, transportation or importation of any controlled drug or narcotic substance.

Drug Equipment Violations – The unlawful manufacture, sale, purchase, possession or transportation of equipment or devices utilized in preparing and/or using drugs or narcotics.

Embezzlement – The unlawful misappropriation by an offender to his/her own use or purpose of money, property, or some other thing of value entrusted to his/her care, custody or control.

Extortion/Blackmail – To unlawfully obtain money, property, or any other thing of value, either tangible or intangible, through the use or threat of force, misuse of authority, threat of criminal prosecution, threat of destruction of reputation or social standing or through other coercive means.

Fraud Offenses – The intentional perversion of the truth for the purpose of inducing another person or other entity in reliance upon it to part with something of value or surrender a legal right.

False Pretenses/Swindle/Confidence Game – The intentional misrepresentation of existing facts or conditions, or the use of some other deceptive scheme or device to obtain money, goods, or other things of value.

Credit Card/Automatic Teller Machine Fraud – The unlawful use of a credit or debit card or automatic teller machine for fraudulent purposes.

Impersonation – Falsely representing one's identity or position, and acting in the character or position thus unlawfully assumed, to deceive others and thereby gain a profit or advantage, enjoy some right or privilege, or subject another person or entity to an expense, charge, or liability which would not have otherwise been incurred.

Welfare Fraud – The use of deceitful statements, practices or devices to unlawfully obtain welfare benefits.

Wire Fraud – The use of an electric or electronic communications facility to intentionally transmit a false and/or deceptive message in furtherance of a fraudulent activity.

Computer Hacking/Invasion- Wrongfully gaining access to another person's or institution's computer software, hardware, or networks without authorized permissions or security clearances.

Identity Theft- Obtaining the personal or financial information of another person for the purpose of assuming that person's name or identity for the purpose of making illegal transactions or purchases.

Gambling Offenses – To unlawfully bet or wager money or something else of value; assist, promote or operate a game of chance for money or some other stake; possess or transmit wagering information; manufacture, sell, purchase, possess or transport gambling equipment, devices or goods; or tamper with the outcome of a sporting event or contest to gain a gambling advantage.

Betting/Wagering – To unlawfully stake money or something else of value on the happening of an uncertain event or on the ascertainment of a fact in dispute.

Operating/Promoting/Assisting Gambling – To unlawfully operate, promote or assist in the operation of a game of chance, lottery or other gambling activity.

Gambling Equipment Violations – To unlawfully manufacture, sell, buy, possess or transport equipment, devices and/or goods used for gambling purposes.

Sports Tampering – To unlawfully alter, meddle in or otherwise interfere with a sporting contest or event for the purpose of gaining a gambling advantage.

Homicide Offenses – The killing of one human being by another.

Murder and Non negligent Manslaughter – The willful (non negligent) killing of one human being by another.

Negligent Manslaughter – The killing of another person through negligence.

Justifiable Homicide – The killing of a perpetrator of a serious criminal offense by a peace officer in the line of duty; or the killing, during the commission of a serious criminal offense, of the perpetrator by a private individual.

** Justifiable Homicide is not a crime and is not included in an agency's crime counts.*

Negligent Vehicular Manslaughter- The negligent killing of another person by the driver of a motor vehicle while under the influence of alcohol and/or drugs. Not included in this category are deaths of persons due to their own negligence; accidental deaths resulting from non-alcohol or drug related negligence (i.e. distracted driving such as tuning a car radio, taking on a phone, texting, etc.) and other accidental traffic fatalities.

Human Trafficking Offenses

Commercial Sex Acts – Inducing a person by force, fraud, or coercion to participate in commercial sex acts, or in which the person induced to perform such act(s) has not attained 18 years of age.

Involuntary Servitude – The obtaining of a person(s) through recruitment, harboring, transportation, or provision, and subjecting such person(s) by force, fraud, or coercion into involuntary servitude, peonage, debt bondage, or slavery (not to include commercial sex acts).

Kidnapping/Abduction – The unlawful seizure, transportation, and/or detention of a person against his/her will, or of a minor without the consent of his/her custodial parent(s) or legal guardian.

Larceny/Theft Offenses – The unlawful taking, carrying, leading or riding away of property from the possession, or constructive possession, of another person.

Pocket-Picking – The theft of articles from another person's physical possession by stealth where the victim does not become immediately aware of the theft.

Purse Snatching – The grabbing or snatching of a purse, handbag, etc., from the physical possession of another person.

Shoplifting – The theft, by someone other than an employee of the victim, of goods or merchandise exposed for sale.

Theft from Building – A theft from within a building which is either open to the general public or of which the offender has legal access.

Theft from Coin-Operated Machine or Device – A theft from a machine or device which is operated or activated by the use of coins.

Larceny/ Theft Offenses (continued)

Theft from Motor Vehicle – The theft of articles from a motor vehicle, whether locked or unlocked.

Theft of Motor Vehicle Parts or Accessories – The theft of any part or accessory affixed to the interior or exterior of a motor vehicle in a manner which would make the item an attachment of the vehicle or necessary for its operation.

All Other Larceny – All thefts which do not fit any of the definitions of the specific subcategories of Larceny/Theft listed above.

Motor Vehicle Theft – The theft of a motor vehicle.

Pornography/Obscene Material – The violation of laws or ordinances prohibiting the manufacture, publishing, sale, purchase or possession of sexually explicit material, e.g., literature, photographs, etc.

Prostitution Offenses – To unlawfully engage in or promote sexual activities for profit.

Prostitution – To unlawfully engage in sexual relations for profit.

Assisting or Promoting Prostitution – To solicit customers or transport persons for prostitution purposes; to own, manage or operate a dwelling or other establishment for the purpose of providing a place where prostitution is performed; or to otherwise assist or promote prostitution.

Purchasing Prostitution – To purchase, or trade, anything of value for commercial sex acts.

Robbery – The taking, or attempting to take, anything of value under confrontational circumstances from the control, custody or care of another person by force or threat of force or violence, and/or by putting the victim in fear of immediate harm.

Sex Offenses, Non-consensual – Any sexual act directed against another person, without the consent of the victim, including instances where the victim is incapable of giving consent.

Rape – The carnal knowledge of a person, without the consent of the victim, including instances where the victim is incapable of giving consent because of his/her age or because of his/her temporary or permanent mental or physical incapacity.

Sodomy – Oral or anal sexual intercourse with another person, without the consent of the victim, including instances where the victim is incapable of giving consent because of his/her age or because of his/her temporary or permanent mental or physical incapacity.

Sexual Assault With An Object – To use an object or instrument to unlawfully penetrate, however slightly, the genital or anal opening of the body of another person, without the consent of the victim, including instances where the victim is incapable of giving consent because of his/her age or because of his/her temporary or permanent mental or physical incapacity.

Fondling – The touching of the private body parts of another person for the purpose of sexual gratification or any other reason, without the consent of the victim, including instances where the victim is incapable of giving consent because of his/her age or because of his/her temporary or permanent mental or physical incapacity.

Sex Offenses, Consensual – Unlawful, consensual sexual intercourse.

Incest – Consensual sexual intercourse between persons who are related to each other within the degrees wherein marriage is prohibited by law.

Statutory Rape – Consensual sexual intercourse with a person who is under the statutory age of consent.
Note: By Tennessee Statute the victim must be between ages 13-17 and the offender must be at least four years older for an offense to be classified as Statutory Rape.

Stolen Property Offense – Receiving, buying, selling, possessing, concealing or transporting any property with the knowledge that it has been unlawfully taken, as by burglary, embezzlement, fraud, larceny, robbery, etc.

Weapon Law Violations – The violation of laws or ordinances prohibiting the manufacture, sale, purchase, transportation, possession, concealment or use of firearms, cutting instruments, explosives, incendiary devices or other deadly weapons. This category includes violations such as the manufacture, sale or possession of deadly weapons; carrying deadly weapons, concealed or openly; using, manufacturing, etc., silencers; and furnishing deadly weapons to minors.

TIBRS Group B Offense Definitions

There are ten Group B offense categories and they encompass all of the crimes which are not Group A offenses, with the exception of most traffic offenses which TIBRS does not collect information on.

Bad Checks – Knowingly and intentionally writing and/or negotiating checks drawn against insufficient or nonexistent funds.

Curfew/Loitering/Vagrancy Violations – The violation of a court order, regulation, ordinance or law requiring the withdrawal of persons from the streets or other specified areas; prohibiting persons from remaining in an area or place in an idle or aimless manner; or prohibiting persons from going from place to place without visible means of support.

Disorderly Conduct – Any behavior that tends to disturb the public peace or decorum, scandalize the community or shock the public sense of morality.

Driving Under the Influence – Driving or operating a motor vehicle or common carrier while mentally or physically impaired as the result of consuming an alcoholic beverage or using a drug or narcotic.

Drunkenness – To drink alcoholic beverages to the extent that one's mental faculties and physical coordination are substantially impaired.

Family Offenses, Nonviolent – Unlawful, nonviolent acts by a family member (or legal guardian) which threaten the physical, mental or economic well-being or morals of another family member and which are not classifiable as other offenses, such as Assault, Incest, Statutory Rape, etc.

Liquor Law Violations – The violation of laws or ordinances prohibiting the manufacture, sale, purchase, transportation, possession or use of alcoholic beverages.

Group B Offense Definitions (continued)

Peeping Tom – To secretly look through a window, doorway, keyhole or other aperture for the purpose of voyeurism.

Trespass of Real Property – To unlawfully enter land, a dwelling or other real property.

All Other Offenses – All crimes which are not Group A offenses and not included in one of the specifically named Group B crime categories listed above.

Includes: Contempt of Court, Failure to Appear, Violation of Probation / Parole.

Units of Count – Offense

The units of count principles are based upon FBI practices and conform to national standards for counting offenses.

Crimes Against Persons – Homicide, Assaults, Human Trafficking, Sex Offenses (nonconsensual and consensual), Kidnapping. Each victim equals one offense. Example – an incident involving an aggravated assault with two victims will be counted as two aggravated assaults.

Crimes Against Property – Each offense counts as one occurrence with the exception of Motor Vehicle Theft which is the count of the number of vehicles stolen.

Crimes Against Society – Each offense counts as one occurrence. Example – one drug narcotic violation counts as one offense.

Units of Count – Clearances

The units of count for clearances are based upon FBI practices and conform to national standards for counting clearances. Example – one arrest or exceptional clearance will clear all offenses in the incident.

Updated statistics may be found at the CrimeInsight webpage <https://crimeinsight.tbi.tn.gov/>.



Tennessee Bureau of Investigation, April 2020. Publication Authorization Number 348122, electronic copies only. This publication was promulgated at a cost of \$0.00 per copy.