

Summer 6-14-2015

Art Workshop: Zen Doodle

Community-based Art

Follow this and additional works at: <http://scholarworks.lib.csusb.edu/cap-curr>

 Part of the [Art Education Commons](#)

Recommended Citation

Community-based Art, "Art Workshop: Zen Doodle" (2015). *Community Art Archive*. Paper 1.
<http://scholarworks.lib.csusb.edu/cap-curr/1>

This Article is brought to you for free and open access by the Art at CSUSB ScholarWorks. It has been accepted for inclusion in Community Art Archive by an authorized administrator of CSUSB ScholarWorks. For more information, please contact scholarworks@csusb.edu.

ART WORKSHOP

Lesson plan #3 May 13th 2015

Student Learning Outcomes:

- ❖ Student will create original art using different media such as colored pencils; water colors markers, and crayons.
- ❖ Students will create, reflect, and question why this is art.
- ❖ Students will be able to identify various artistic patterns such as; cross hatching, hatching, paisley, and illuminated text.

Age Level: Adult

Introduction: Then teachers will give a small presentation on the history drawing and doodling and how Zen principles apply to this particular project and open a discussion with the students on the topic.

❖ **Project:** Zen doodle

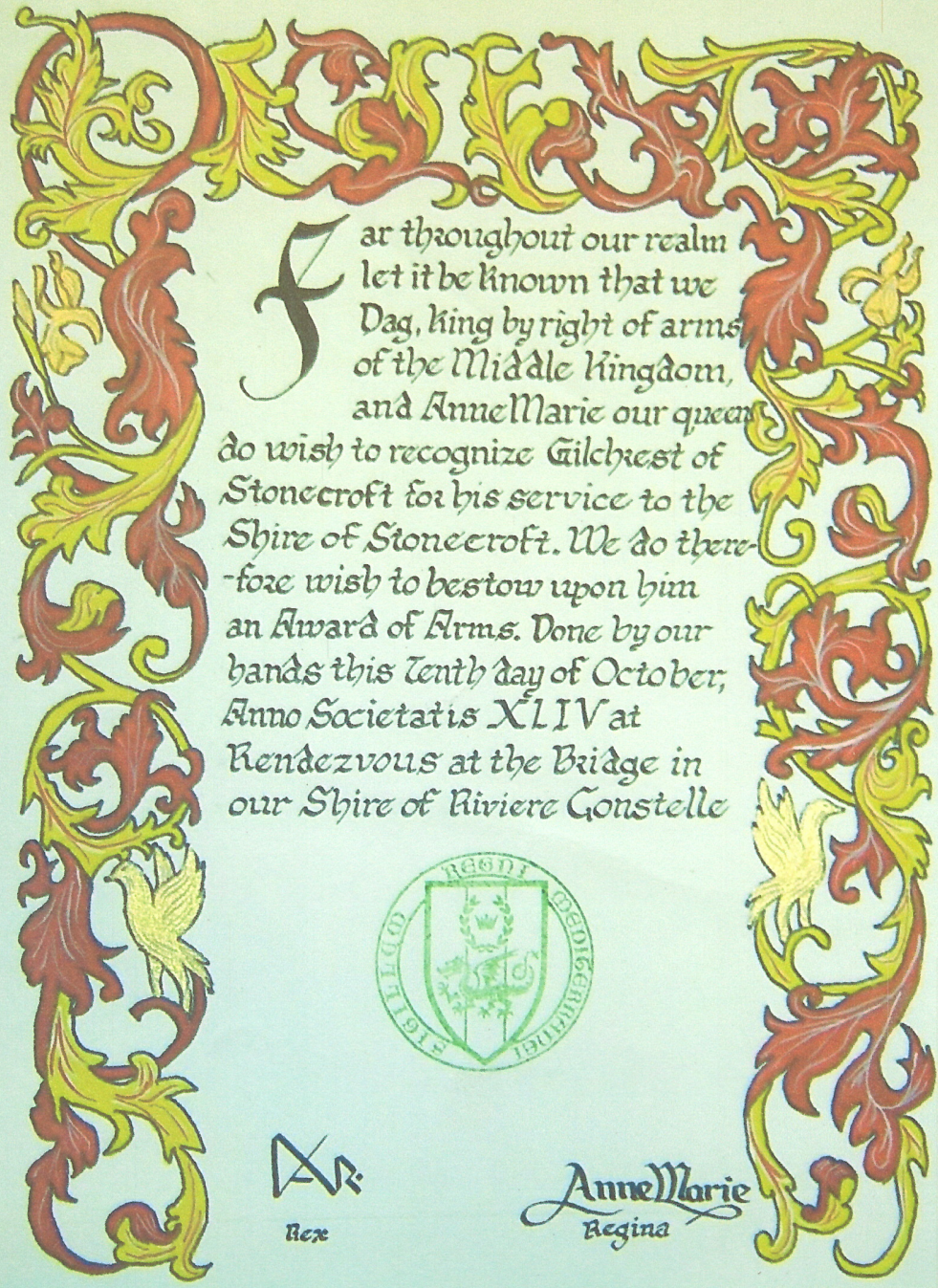
- Students will use various media to draw or doodle multiple designs on to a piece of card stock.
- When finished the students will place the art on a colored piece of construction paper.
- Teachers will provide examples of various patterns that the students can choose to execute.

Materials: Construction paper, card stock, colored pencils, water colors, crayons, glue sticks.


Essential Question: What is art?

Reflection: At the end of class the Teacher will ask students to reflect on why this exercise would be considered art.

Wrap-up: The last portion of class the Teacher will ask for feedback on the project and discuss the agenda for the next class as well as ask students to look for patterns in the world; this will wrap up the third class.





Far throughout our realm
let it be known that we
Dag, king by right of arms
of the Middle Kingdom,
and AnneMarie our queen
do wish to recognize Gilchrest of
Stonecroft for his service to the
Shire of Stonecroft. We do there-
fore wish to bestow upon him
an Award of Arms. Done by our
hands this Tenth day of October,
Anno Societatis XLIV at
Rendezvous at the Bridge in
our Shire of Riviere Constelle



D
Rex


AnneMarie
Regina





Si bien
qu'un
jour, ils
allèrent
trouver


la reine des fées. C'était
pour la supplier de changer
la rate blanche en vraie
personne

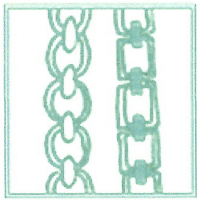









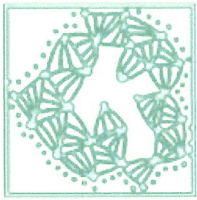





Linked




MSST




Munchin



Nzeppel




Netting




Onomato




Opus



Pane




Paradox




Pina



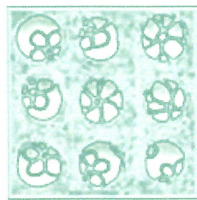
Pokeleaf




Pokeroot




Puf



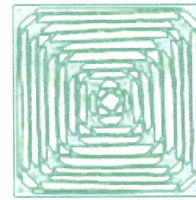
Punch




Rain



Raindotty




Rosewood




Scrumble




SEZ



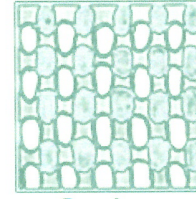
Shattuck




Squares




Squid




Stacks




Striping




Stripples




Swarm



Swirls




Tagh




Tipple




Twisted Rope




Unyun



Up and Across




Verdigogh




Vortex




Vorter




Weave 2




Warped Eggs




Waves




Worms



XYP



Yincut



ZIN

