

PAPER • OPEN ACCESS

Use of engineering tools in modelling first bite—case study with grilled pork meat

To cite this article: Rastko Djekic *et al* 2021 *IOP Conf. Ser.: Earth Environ. Sci.* **854** 012022

View the [article online](#) for updates and enhancements.

You may also like

- [Postmortem glycolysis and pork quality](#)
S Stajkovic, D Vasilev, V Teodorovic et al.
- [Meat freshness revealed by visible to near-infrared spectroscopy and principal component analysis](#)
Motahareh Peyvasteh, Alexey Popov, Alexander Bykov et al.
- [Validity of measurements for cycle-by-cycle variability of jaw movements: variability of chewing cycles in cases of prognathism](#)
Kohtaro Yashiro and Kenji Takada



ECS The Electrochemical Society
Advancing solid state & electrochemical science & technology

242nd ECS Meeting

Oct 9 – 13, 2022 • Atlanta, GA, US

Early hotel & registration pricing ends September 12

Presenting more than 2,400 technical abstracts in 50 symposia

The meeting for industry & researchers in

BATTERIES
ENERGY TECHNOLOGY
SENSORS AND MORE!

 Register now!

  **ECS Plenary Lecture featuring M. Stanley Whittingham,**
Binghamton University
Nobel Laureate –
2019 Nobel Prize in Chemistry



Use of engineering tools in modelling first bite – case study with grilled pork meat

Rastko Djekic¹, Jovan Ilic², Igor Tomasevic² and Ilija Djekic²

¹ University of Belgrade - Faculty of Mechanical Engineering, Kraljice Marije 16, Belgrade, Republic of Serbia

² University of Belgrade - Faculty of Agriculture, Nemanjina 6, Belgrade-Zemun, Republic of Serbia

E-mail: idjekic@agrif.bg.ac.rs

Abstract. This study provides an engineering approach in modelling the first bite. Based on the mechanical properties of grilled pork meat obtained by applying compression and Warner Bratzler tests and using the Finite element method, a 3D model of cubic pieces has been created. It was then used for simulating the first bite of pork meat grilled at two temperatures and three positions of the jaws. Stress distribution during impact of upper and lower jaw shows growth of internal stress in the direction of jaw movement, leading to crack development and breaking of meat.

1. Introduction

Meat is a postmortem skeletal muscle tissue of animals [1] and is subject to a variety of physiological and biochemical changes after slaughter [2]. It is a combination of muscle fibres, intramuscular connective tissue and intramuscular fat [3]. The complexity of meat depends on various parameters, such as species/breed, age and muscle position in the carcass [4]. Meat and meat products are complex systems and can be referred to as matrices of interacting components that can be determined by processes and forces operating at the micro-scale [5].

The finite element method (FEM) is an engineering tool, increasingly used in food science. As such, it is capable of analysing and modelling the deformation behaviour of food by solving complex mechanical problems [6]. In meat science, it has been used mainly for analysing mass/heat transfer [7-9], with no studies simulating the first bite. The aim of this research was to measure mechanical properties of grilled pork meat and, based on the results, perform a first-bite modelling simulation using the FEM.

2. Materials and methods

Pork meat (m. *longissimus dorsi*) was purchased locally in Zemun, Serbia, and grilled using two pre-defined grilling regimes (T1 - medium, T2 - long) in a Tefal grill (OptiGrill+). To control the processes, two temperatures were monitored: (i) in meat centres using a digital thermometer (Trotec GmbH - Model BT20, Germany) and (ii) on the surfaces of meat using an infrared thermometer (TES-1327KUSB). To calculate density for both grilling temperatures, 30 samples of grilled meat were cut into cubes of exact measured length, width, and thickness (measured with a digital vernier calliper) as well as mass (measured using an analytical balance (OHAUS Adventurer – Model AR2140, USA) [10].



2.1. Mechanical properties

Mechanical properties of the grilled meat cubes were determined by performing compression and Warner-Bratzler shear tests. All samples had cubic dimensions (20×20×20 mm), and both tests were performed in 15 replicates. Grilled pork meat was cubed using thin-bladed sharp knives to minimize damage to the fibres and taking into account their direction [11].

Compression test was conducted on a Brookfield CT3 Texture Analyser using the following settings: test speed - 1 mm/s, trigger load - 10g, target mode - 30%, cylindrical probe - 50.8 mm diameter. Warner-Bratzler shear test was conducted on a TA.XT plus Texture Analyser, under the following parameters: test speed - 1 mm/sec, target mode - distance (21 mm), sample shape - rectangular, selected probe - HDP/WBV, load cell - 50 kg. Both tests were performed on all three planes of each cubic meat sample (Figure 1).

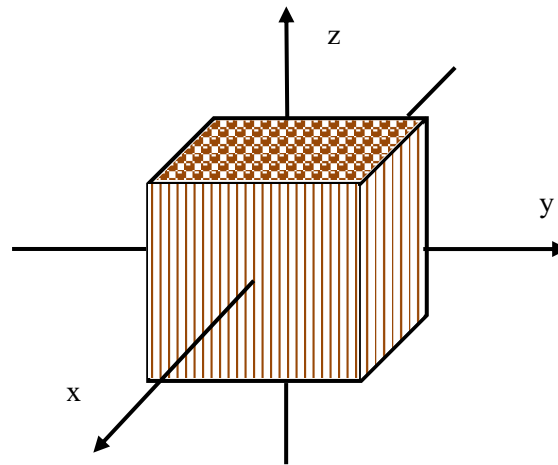


Figure 1. Orthogonal isometric view of a cubic meat sample used for 3D modelling - grilling surface (xOy plane); direction of fibres parallel with the z-axis

Using previous works of Vallespir, Rodríguez, Eim, Rosselló and Simal [12] and Nieto, Vicente, Hodara, Castro and Alzamora [13], true stress and strain were calculated (Equations 1 and 2, respectively). Rupture stress (σ_R) and strain (ε_R) were extracted from the first peak of the stress-strain curve, while Young's modulus (E_d) was calculated for the common linear part of the stress-strain curve, as presented by Djekic, Ilic, Guiné and Tomasevic [14], Equation 3.

$$\sigma_R = \frac{F(t) * (H_o - H(t))}{A_o * H_o} \quad (1)$$

$$\varepsilon_R = \ln \frac{H_o}{H_o - \Delta H} \quad (2)$$

$$E_d = \frac{\sigma_R}{\varepsilon_R} \quad (3)$$

Legend: $F(t)$ – force at time t ; H_o – initial sample height; ΔH – height difference; $H(t)$ – height at time t ; A_o – sample area.

Although meat could be considered as an anisotropic material, for the purpose of this study, the authors assumed the following: (i) grilled meat is an orthotropic material, with three perpendicular planes of material property symmetry (Figure 1); (ii) during compression tests, expansion of meat in the direction perpendicular to the specific loading direction is equal in the other two planes with constant volume before and after loading; (iii) the Poisson's ratio is the ratio between the transversal (lateral) strain and the longitudinal strain ($\nu_{ij} = -\varepsilon_j/\varepsilon_i$), where ν_{ij} corresponds to an expansion in direction “when compression is applied in direction “.

2.2. First bite simulation

Cubic 3D solid models of grilled meat were created using SolidWorks Simulation FEM code. For mesh construction, tetrahedral solid element type was used with 50,406 elements and 71,869 nodes as proposed by Wang and Sun [15], who modelled roasted meat with four-node tetrahedral elements. Our simulation assumed the following: (i) 3D model is a 20×20×20 mm cube (ii) first bite is perpendicular to the longitudinal direction of fibres and parallel to the x-axis; (iii) first bite force was assumed as the value obtained from WB test divided by two, considering the upper and lower jaws.

Simulations were performed for three positions of the first bite calculated as line pressures 20 mm long and assuming tooth width of 1 mm. The positions were in the middle of the biting plane (10 mm from each edge); biting at one third (6.67 mm) from one edge, and at one quarter (5 mm) from one edge, Figure 2.

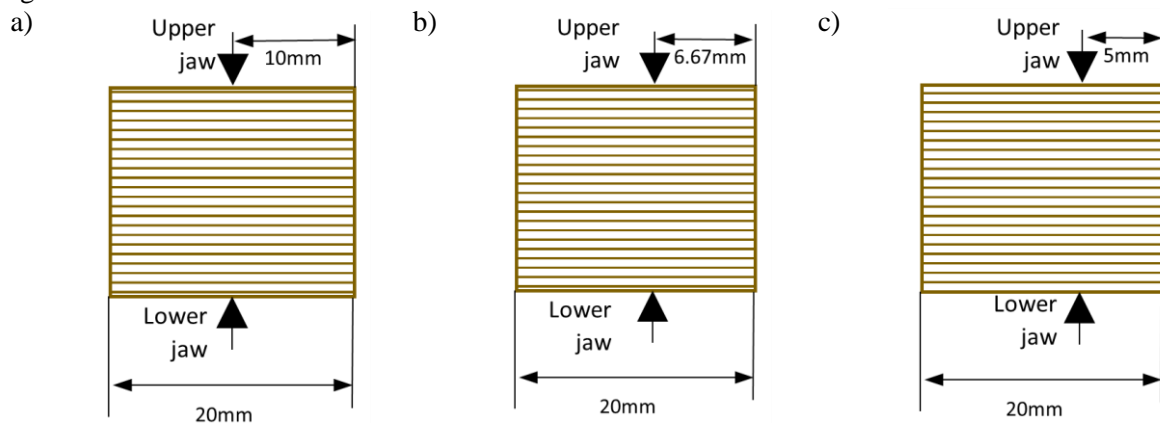


Figure 2. Front view of the positions of upper and lower jaws in the simulated 3D models

3. Results and discussion

From Figure 1, the meat's grilling surface was set on the plane perpendicular to fibres that were parallel to the z-axis. For grilling temperatures T_1 and T_2 , values in the centre of the product were 74.6°C and 90.6°C, while on the surface, values were 263.4°C and 272.1°C, respectively. The density of meat grilled at the lower temperature was 1.23 g/cm³ compared to 1.17 g/cm³ obtained for the higher grilling temperature.

Firmness values obtained by the Warner-Bratzler Shear Force test show increase with the increase of grilling temperature (64.5 N compared to 79.3 N). This test measures the maximum force needed to cut off a meat sample [16], so the authors used these values as the biting force for first-bite modelling. Rupture stress, ϵ , was between 0.06 kPa and 0.08 kPa for T_1 and between 0.06 kPa and 0.07 kPa for T_2 , calculated for all three directions. Rupture strain, σ , in the three directions ranged between 3.4 and 6.7 for T_1 and 5.4 and 7.3 for T_2 .

Values of Young's modulus in the three directions also increased with the increase of grilling temperature, so the obtained values were between 54.3 and 75.3 kPa (T_1) and 111.1 and 148.8 kPa (T_2). Finally, Poisson's ratio was between 0.319 and 0.491. This concurs with some previous studies that reported Poisson's ratio of meat and meat products between 0.2 and 0.49 [17, 18]. As most soft tissues are roughly incompressible (Poisson's ratio up to 0.49), this justifies our assumption that when a material is compressed axially (in one direction), it expands laterally in the other two directions [19, 20].

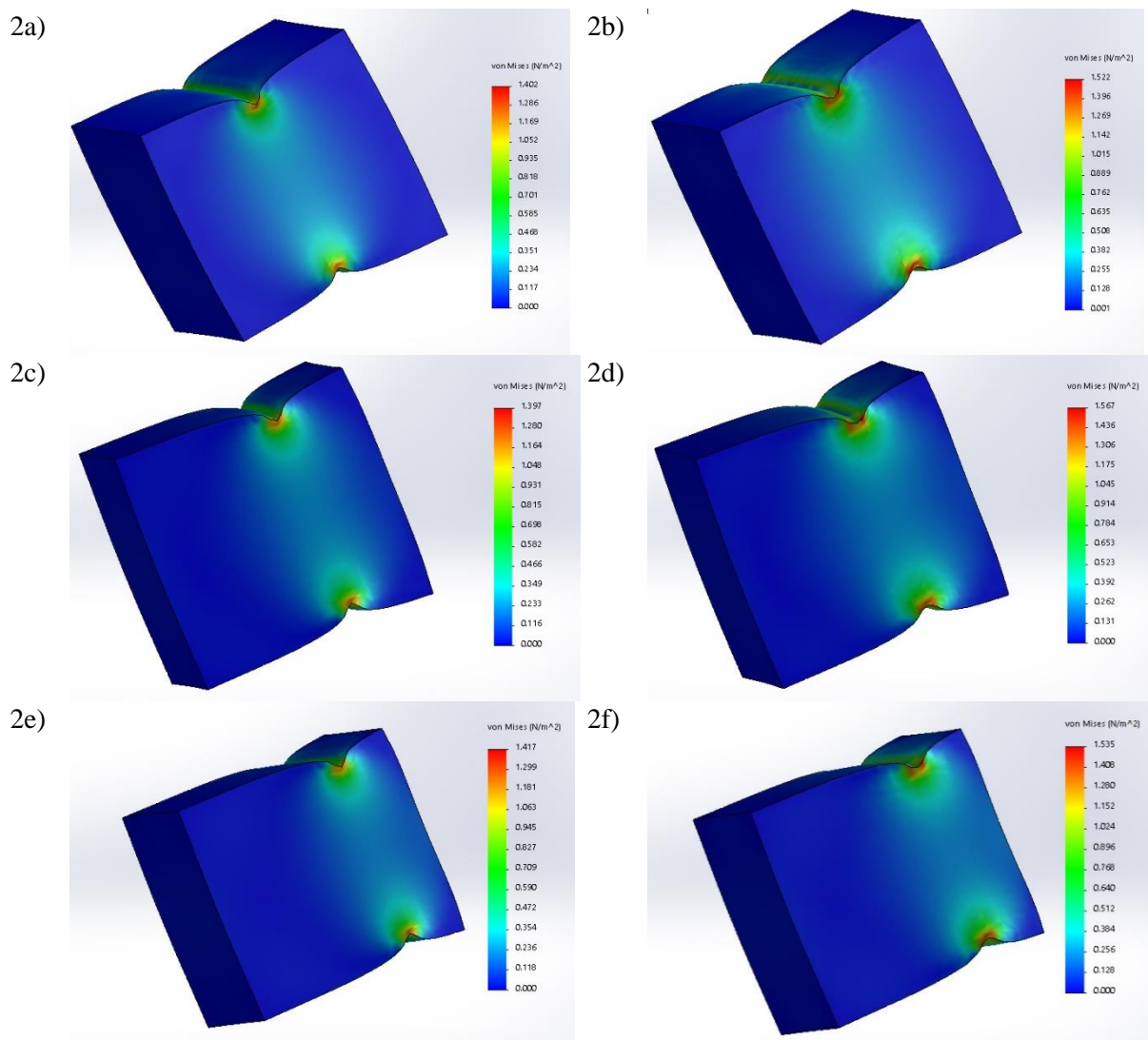


Figure 2. Stress distribution during impact of upper and lower jaw shown for the six models: a) pork meat $T_1 - x/2$; b) pork meat $T_2 - x/2$; c) pork meat $T_1 - x/3$; d) pork meat $T_2 - x/3$; e) pork meat $T_1 - x/4$; f) pork meat $T_2 - x/4$. Colour scale bar indicates gradient areas (from maximum to minimum) of von Mises stress (N/mm^2) in the direction of pressure.

Based on the Warner-Bratzler values, the pressures applied at first bite were $1.61 \text{ N}/\text{mm}^2$ for T_1 and $1.98 \text{ N}/\text{mm}^2$ for T_2 . According to the FEM simulation, higher values for von Mises stress were obtained for the higher grilling temperatures ($1.522 \text{ N}/\text{mm}^2 - 1.567 \text{ N}/\text{mm}^2$ for T_2 as opposed to $1.397 \text{ N}/\text{mm}^2 - 1.417 \text{ N}/\text{mm}^2$ for T_1), showing slight differences regarding the position of the teeth during biting.

Based on the results, this study shows potential in predicting deformations during the first bite [21]. This is notable, since grilled meat has different particle size fragmentation distributions during mastication and before swallowing [22]. The mechanical characteristics of meat directly influence behaviour during oral processing, such as the number of chews, consumption time per bite, chewing cycle, average bite size and/or eating rate [23].

4. Conclusion

This research highlights the potential of using FEM to simulate the first bite of meat and is one of the first of its kind that has tried to connect mechanical properties in modelling the first bite. Results show growth of internal stress in the direction of jaw movement, leading to crack development and breaking of meat. The highest values are in the area of teeth pressure, and as such, lead to the conclusion that upon biting, the meat structure will suffer irreversible damage dividing the grilled meat in two, as happens during the first bite.

Acknowledgement

The results within this research come from a Proof of Concept project #5229 “Design of artificial masticator for modelling food oral processing“ financed by the Innovation Fund from the budget of the Government of the Republic of Serbia, Ministry of Education, Science and Technical Development through the “Competitiveness and Jobs Project”.

References

- [1] Matarneh S K, England E M, Scheffler T L and Gerrard D E 2017 *Lawrie's Meat Science* (Amsterdam: Elsevier) pp 159–85
- [2] Bekhit A E-D A, Carne A, Ha M and Franks P 2014 Physical interventions to manipulate texture and tenderness of fresh meat: A review *Int. J. Food Prop.* **17** 433–53
- [3] Spyrou L A 2020 A computational multiscale modeling framework for investigating the mechanical properties of meat *Food Structure* **26** 100161
- [4] Purslow P P 2005 Intramuscular connective tissue and its role in meat quality *Meat Sci.* **70** 435–47
- [5] Tomasevic I, Tomovic V, Milovanovic B, Lorenzo J, Đorđević V, Karabasil N and Djekic I 2019 Comparison of a computer vision system vs. traditional colorimeter for color evaluation of meat products with various physical properties *Meat Sci.* **148** 5–12
- [6] Yousefi S, Farsi H and Kheiralipour K 2016 Drop test of pear fruit: Experimental measurement and finite element modelling *Biosys. Eng.* **147** 17–25
- [7] Amézquita A, Wang L and Weller C L 2005 Finite element modeling and experimental validation of cooling rates of large ready-to-eat meat products in small meat-processing facilities *Trans. ASAE* **48** 287–303
- [8] Santos M, Zaritzky N and Califano A 2008 Modeling heat transfer and inactivation of *Escherichia coli* O157: H7 in precooked meat products in Argentina using the finite element method *Meat Sci.* **79** 595–602
- [9] Cepeda J, Weller C, Thippareddi H, Negahban M and Subbiah J 2013 Modeling cooling of ready-to-eat meats by 3D finite element analysis: validation in meat processing facilities *J. Food Eng.* **116** 450–61
- [10] Saleem Q, Wildman R, Huntley J and Whitworth M 2005 Material properties of semi-sweet biscuits for finite element modelling of biscuit cracking *J. Food Eng.* **68** 19–32
- [11] Honikel K O 1998 Reference methods for the assessment of physical characteristics of meat *Meat Sci.* **49** 447–57
- [12] Vallespir F, Rodríguez Ó, Eim V S, Rosselló C and Simal S 2019 Effects of freezing treatments before convective drying on quality parameters: Vegetables with different microstructures *J. Food Eng.* **249** 15–24
- [13] Nieto A B, Vicente S, Hodara K, Castro M A and Alzamora S M 2013 Osmotic dehydration of apple: Influence of sugar and water activity on tissue structure, rheological properties and water mobility *J. Food Eng.* **119** 104–14
- [14] Djekic I, Ilic J, Guiné R P F and Tomasevic I 2020 Can we understand food oral processing using Kano model? Case study with confectionery products *J. Texture Stud.* **51** 861–9
- [15] Wang L and Sun D-W 2002 Modelling three-dimensional transient heat transfer of roasted meat during air blast cooling by the finite element method *J. Food Eng.* **51** 319–28

- [16] Novaković S and Tomašević I 2017 A comparison between Warner-Bratzler shear force measurement and texture profile analysis of meat and meat products: A review. *IOP Conference Series: Earth and Environmental Science*: IOP Publishing) p 012063
- [17] Kim N K and Hung Y C 1994 Freeze-cracking in foods as affected by physical properties *J. Food Sci.* **59** 669–74
- [18] Nowak K W, Markowski M and Daszkiewicz T 2015 Ultrasonic determination of mechanical properties of meat products *J. Food Eng.* **147** 49–55
- [19] van der Sman R G M 2013 Modeling cooking of chicken meat in industrial tunnel ovens with the Flory-Rehner theory *Meat Sci.* **95** 940–57
- [20] Fung Y C 2013 *Biomechanics: Mechanical Properties of Living Tissues* (Springer Science & Business Media)
- [21] Celik H K, Rennie A E and Akinci I 2011 Deformation behaviour simulation of an apple under drop case by finite element method *J. Food Eng.* **104** 293–8
- [22] Djekic I, Ilic J, Lorenzo J M and Tomasevic I 2021 How do culinary methods affect quality and oral processing characteristics of pork ham? *J. Texture Stud.* **52** 36–44
- [23] Ilic J, Charalambides M, Tomasevic I, Bikos D, Wood J D and Djekic I 2019 Effect of the direction of m. psoas major fibres on the results of tensile test - can we model meat as a material? *IOP Conference Series: Earth and Environmental Science* **333** 012063