

The University of Maine

DigitalCommons@UMaine

General University of Maine Publications

University of Maine Publications

Fall 2017

2017 UMaine Black Bears Football Media Guide

University of Maine Athletic Media Relations Office

Follow this and additional works at: https://digitalcommons.library.umaine.edu/univ_publications



Part of the [Higher Education Commons](#)

Repository Citation

University of Maine Athletic Media Relations Office, "2017 UMaine Black Bears Football Media Guide" (2017). *General University of Maine Publications*. 2515.

https://digitalcommons.library.umaine.edu/univ_publications/2515

This Program is brought to you for free and open access by DigitalCommons@UMaine. It has been accepted for inclusion in General University of Maine Publications by an authorized administrator of DigitalCommons@UMaine. For more information, please contact um.library.technical.services@maine.edu.

MAINE



ALFOND FUND



20

17

"One Direction"
Dedicated to the spirit of the
Black Bears and the
University of Maine Football Club
1977-2017



UMAINE FOOTBALL



2017 MEDIA GUIDE

Black Bear Football Since 2000

- 3 Conference Titles (2001, 2002, 2013)
- 5 NCAA Playoff Appearances ('01, '02, '08, '11 & '13)
 - 3 NCAA Final 8 Appearances ('01, '02 & '11)
 - 7 1st or 2nd Place Finishes in Conf./Division ('01, '02, '06, '08, '09, '11, '13)
 - 2 Conference Defensive Players of the Year (Stephen Cooper '01 & '02; Jovan Belcher '08)
 - 1 CAA Defensive Rookie of the Year (Christophe Mulumba Tshimanga '13)
 - 3 CAA Student-Athletes of the Year (Ron Whitcomb '06; Ryan Canary '08; Marcus Wasilewski '13)
 - 1 CAA Chuck Boone Leadership Award Recipient (Marcus Wasilewski '13)
 - 124 All-CAA Selections
 - 19 All-American Honors
 - 28 NFL Draft Picks / Rookie Free Agents
- 55 Winning % / 8 Winning Seasons (2001, 2002, 2003, 2006, 2008, 2011, 2013 & 2016)
 - 2 Wins Over a Division I FBS Opponent (Maine 9, Mississippi State 7; Sept. 18, 2004) (Maine 24, UMass 14; Sept. 7, 2013)
 - 14 College All-Star Game Invitations

MSU

00:00

MAINE

TOL

9

BALL

TABLE OF CONTENTS

Roster	3-4
2017 All-Time vs. Opponents	5-6
About UMaine	7-15
Black Bears in the NFL	16-17
Success after UMaine	18
Awards & Accolades	19-22
Facing the FBS	23-24
Alfond Stadium/Morse Field	25-26
National Awards	27
Colonial Athletic Association	28-29
Coaches/Staff	30-37
Players	38-54
2016 Statistics	55-61
2016 Box Scores	62-67
This is the CAA	68-69
2016 NCAA/CAA Rankings	70-71
Records	72-75
History & Honors	76-79
NCAA Playoff history	80-82
All-Time vs. Opponents	83
All-Time Results	84-88
All-Time Letterwinners	89-95

CREDITS

WRITER, EDITOR, LAYOUT AND DESIGN
Tyson McHatten

COVER
UMaine Division of Marketing and Communications

EXECUTIVE EDITORS
John Diamond, UMaine Division of Marketing and Communications

CONTRIBUTORS
University Relations, Academic Support, Andrew Mahoney, Stu Haskell

PHOTOGRAPHY SUPPLIED BY
Michael C. York, William Drake, Peter Buehner, C.W. Pack, Mansel Guerry, Eric Francis, Tyson McHatten, Abbey Gutowski, Ronald Gillis, NFL, College Football Hall of Fame, East-West Shrine Classic, San Diego Chargers, Pittsburgh Steelers, Indianapolis Colts, Jacksonville Jaguars, Baltimore Ravens, Seattle Seahawks, Chicago Bears, New Orleans Saints, Atlanta Falcons, New York Jets, Denver Broncos, St. Louis Rams, Miami Dolphins, Green Bay Packers (Matt Becker, Jim Biever), Kansas City Chiefs, Minnesota Vikings, Chicago Bears and the New England Patriots.

FOOTBALL COACHES AND SUPPORT STAFF

Head Coach	Joe Harasymiak (Springfield '08)
Record at UMaine	6-5 (Second season)
Overall Record	6-5 (Second season)
Assistant Coaches	Liam Coen (Offensive Coordinator/QBs) Corey Hetherman (Defensive Coordinator/DL) Nick Charlton (Special Teams Coordinator/WRs) Brian Picucci (Offensive Line/Running Game Coordinator) Matt Birkett (Defensive Backs) Michael Ryan (Inside Linebackers) Pat Denecke (Tight Ends) Jared Keyte (Outside Linebackers) Justin Flores (Running Backs) Andrew Kukesh (Assistant Defensive Backs)
Director of Player Personnel/Video Coordinator	Josh Heinrich
Strength and Conditioning Coach	Jon Lynch
Director of Football Operations	Caren Ford
Equipment Manager	Brandon Chinn
Athletic Trainers	Ryan Taylor Ben Randall
Team Physicians	Dr. Thompson McGuire MD, Orthopedic Surgeon Dr. Kenneth Morse MD, Orthopedic Surgeon Dr. Cameron Trubey MD, Sports Medicine
Captains	Game Day
Basic Offense	Spread
Basic Defense	Multiple
Starters Returning	15 (8 Off./7 Def.)
Starters Lost	8 (3 Off./4 Def./1 ST)
Others Returning with Starting Experience	12 (7 Off./4 Def./1 ST)
Others Lost with Starting Experience	1 (1 Off.)
Lettermen Returning	42
Lettermen Lost	11

2016 SEASON REVIEW

Overall Record	6-5
CAA Record	5-3
Conference Finish	5
Home Record	2-3
Road Record	4-2
Final National Ranking	NR/NR

UMAINE QUICK FACTS

Acceptable Names	University of Maine / UMaine
Location	Orono, Maine
Enrollment	11,168
Founded	1865
Colors	Navy Blue (PMS 289) and Sky Blue (PMS 292)
Nickname (Mascot)	Black Bears (Bananas T. Bear)
Stadium	Alfond Stadium, constructed 1998
Stadium Capacity	10,000
Surface	FieldTurf
President	Susan J. Hunter
Faculty Athletics Representative	Capitan Jim Settele
Director of Athletics	Karlton Creech (N.C. State '95)

ROSTER

NO.	NAME	POS.	CL.	HT.	WT.	HOMETOWN	HIGH SCHOOL
1	Najee Goode	DB	SR	5'10"	170	Philadelphia, PA	Imhotep Charter School
2	Nigel Beckford	RB	SR	5'9"	188	Bridgeport, CT	Episcopal
3	Darius Hart	DB	R-JR	6'3"	210	Toms River, NJ	Toms River South
4	Jared Osumah	WR	SR	6'3"	205	South Windsor, CT	Bridgton Academy
5	DeAndre Scott	DB	SR	5'9"	180	Philadelphia, PA	Imhotep Charter/Arizona St.
6	Sterling Sheffield	LB	JR	6'2"	245	Mullica Hill, NJ	Clearview Region
7	Max Staver	QB	SR	6'5"	245	Brentwood, TN	Brentwood Acad./Florida/Houston Baptist
8	Jaleel Reed	WR	SR	6'1"	200	East Lansdowne, PA	West Catholic
9	Uchenna Egwuonwu	DL	JR	6'2"	260	Union, NJ	Union
10	Micah Wright	WR	JR	6'1"	190	Newark, NY	Newark
11	Jaquan Blair	WR	SO	6'2"	198	Harrisburg, PA	Susquehanna Twp.
12	Drew Belcher	QB	R-JR	6'3"	240	Reading, MA	Reading Memorial
13	Marquise Adams	WR	SR	6'0"	185	Newark, NJ	North Stat Acad./East Orange
14	Chris Ferguson	QB	R-FR	6'4"	226	Fort Washington, PA	La Salle Academy
15	Isaiah Robinson	QB	FR	6'3"	180	Bowie, MD	St. Frances Academy
16	Brandon Vicens	FB	JR	6'0"	220	Miami Lakes, FL	American Heritage
17	Ramon Jefferson	RB	FR	5'9"	175	Bronx, NY	Harry S. Truman
18	Joshua Huffman	DB	JR	5'10"	180	Buffalo, NY	Canisius
19	Spencer Carey	DB	SR	6'2"	216	Fairfield, ME	Lawrence
20	Tayvon Hall	DB	SR	5'9"	180	West Hempstead, NY	West Hempstead
21	Jeffrey DeVaughn	DB	JR	5'10"	193	Folcroft, PA	Academy Park
22	AJ Dawson	DB	SR	5'8"	170	Egg Harbor Township, NJ	Holy Spirit
23	Mozai Nelson	DB	JR	6'0"	205	Uniondale, NY	Saint Anthony's
24	Sinmisola Demuren	DB	JR	6'0"	190	Mitchellville, MD	Dematha Catholic
25	Darian Davis-Ray	RB	JR	5'10"	193	Harrisburg, PA	Harrisburg
26	Manny Patterson	DB	SO	5'10"	178	Baltimore, MD	Mount St. Joseph
27	Joe Fitzpatrick	RB	JR	5'10"	215	North Yarmouth, ME	Cheverus
28	Vince Camp	DB	JR	6'1"	185	South San Francisco, CA	City College of San Francisco
28	Shaquille St-Lot	DB	FR	5'11"	186	Montreal, Quebec	Vanier College
29	Jason Matovu	DB	SR	6'1"	200	Cambridge, MA	Norwood
30	Ted Kubongo	RB	FR	6'0"	195	Calgary, Alberta	Notre Dame HS/St. Matthews
30	Erick Robertson	S	FR	6'1"	190	Haddonfield, NJ	Paul VI
31	Kenny Doak	K	FR	5'11"	180	Perkasie, PA	Central Bucks West
32	Grant McDonald	TE	FR	6'3"	220	Vancouver, British Columbia	South Delta
33	Ernest Simon	DB	R-FR	5'9"	185	Westwood, MA	Xaverian Brothers
34	Josh Mack	RB	SO	6'1"	198	Rochester, NY	Pittsford-Mendon
35	Derek Deoul	K/P	SO	6'2"	200	Washingtonville, NY	Washingtonville
36	Trey Wood	FB	FR	6'0"	240	Brewer, ME	Brewer
37	Sam Lenson	K/P	SR	6'0"	195	Natick, MA	Natick

NO.	NAME	POS.	CL.	HT.	WT.	HOMETOWN	HIGH SCHOOL
38	Richard Carr	DB	FR	5'9"	186	Philadelphia, PA	St. Joseph's Prep
39	Demian Thomas	DB	R-FR	6'0"	212	Camden, NJ	Camden
40	Owen Elliott	LB	R-FR	6'0"	210	Saco, ME	Thornton Academy
41	Zachary Hume	LB	SR	6'2"	222	Lancaster, MA	Nashoba Regional
42	Brandon Washington	FB	R-FR	5'10"	240	Atlanta, GA	Greater Atlanta Christian
43	Jaron Grayer	LB	R-FR	6'0"	224	Steelton, PA	Steelton-Highspire
44	Connor Walsh	DL	JR	6'3"	267	Milton, MA	Boston College HS
45	Julian Dunn	HB	JR	6'2"	235	Sandy Hook, CT	Newtown
46	Jacob Williams	RB	R-FR	6'0"	210	Farmington, ME	Mt. Blue
47	Jason Simonovich	TE	SR	6'3"	250	Dallas, PA	Dallas
48	Michael Laverriere	FB	FR	6'2"	225	Arundel, ME	Thornton Academy
49	Brandon Briggs	K	JR	6'0"	170	Saco, ME	Thornton Academy
50	Taji Lowe	LB	SO	6'1"	220	Stewartsville, NJ	Phillipsburg
51	Davis Turner	LB	SO	6'0"	225	South Paris, ME	Oxford Hills
52	Maurice McCray	LB	FR	6'1"	261	Philadelphia, PA	Delaware Valley Charter
53	Jamehl Wiley	DE	FR	6'2"	256	New Castle, DE	St. Frances Academy
54	Lincoln Ibanda	LB	SO	6'1"	230	Malden, MA	Malden
55	Isaiah Brooks	OL	SR	6'5"	295	Bloomfield, CT	Bloomfield
56	Deshawn Stevens	LB	R-FR	6'2"	230	Toronto, Ontario	Kent School
57	Daniel Rymer	DE	FR	6'5"	210	Cambridge, MA	Cambridge, Rindge, & Latin
58	Raffaele Salamone	DE	FR	6'4"	245	Portland, ME	Deering
59	Skyler Bowman	DT	R-FR	6'3"	272	Hanover, PA	South Western
60	Cody Levy	OL	JR	6'6"	300	Poughkeepsie, NY	Roy C. Ketcham
62	Christopher Mulvey	OL	R-FR	6'3"	291	Poughkeepsie, NY	Our Lady of Lourdes
63	Archie Callahan	OL	FR	6'4"	280	Virginia Beach, VA	Bishop Sullivan Catholic
65	Jamil Demby	OL	SR	6'5"	335	Vineland, NJ	Vineland
66	Schuyler Huntington	DL	SR	6'3"	282	Latham, NY	Shaker
68	Daniel Burrows	OL	SR	6'4"	295	Haverhill, MA	Haverhill
69	Liam Dobson	OL	FR	6'3"	315	Ottawa, Ontario	Canada Prep Academy
70	Alejandro Alvarado	OL	R-FR	6'1"	285	Bergenfield, NJ	Bergenfield
71	Gunnar Docos	OL	R-FR	6'6"	302	Harrison, ME	Oxford Hills
72	Andrew Stevens	DT	JR	6'3"	270	Camden, NJ	Camden
74	Michael Supp	OL	SR	6'5"	274	Perkasie, PA	Pennridge
75	John Reddington	OL	SR	6'5"	294	Milton, MA	Zaverian Bro / Loomis Chaffee
77	Samuel Cooper	OL	SO	6'1"	304	Bensalem, PA	Conwell-Egan Catholic
78	Robert Smoloski	OL	R-FR	6'1"	250	Wye Mills, MD	St. Mary's
80	Brenden O'Neil	TE	SO	6'4"	243	Burlington, MA	Buckingham Browne & Nichols/Wake Forest
81	Earnest Edwards	WR	SO	5'10"	175	Rochester, NY	Aquinas Institute
82	Devin Young	WR	FR	5'10"	170	Binghamton, NY	Binghamton
83	Elijah Brooks	WR	FR	5'10"	213	Fall River, MA	Durfee
84	Jayvaun Shears	WR	FR	5'9"	155	McKeesport, PA	McKeesport Area
85	Benjamin Davis	WR	SR	6'3"	219	Harrington Park, N.J.	Northern Valley Old Tappan
86	Damon Osmond	WR	FR	5'11"	175	Bath, ME	Morse
87	Hunter Smith	WR	R-FR	6'3"	190	Dover-Foxcroft, ME	Foxcroft Academy
88	Jordan McLune	RB	FR	5'10"	185	Farmingdale, N.Y.	Farmingdale
89	Tyler Parsons	DB	FR	5'10"	170	Camden, N.J.	Woodrow Wilson
91	Alejandro Oregon	DE	SO	6'2"	262	Brooklyn, N.Y.	Lincoln
92	Bryce Colee	LS	FR	6'3"	235	Tampa, FL	Freedom
93	Kurt Massey	DL	SR	6'3"	235	Orrington, ME	John Bapst
94	Charles Mitchell	DT	SO	6'1"	255	Piscataway, NJ	Piscataway
95	Dakota Tarbox	DE	SR	6'3"	247	Dayton, ME	Thornton Academy
96	Patrick Leonard	K/P	JR	5'10"	195	Bangor, ME	John Bapst
97	Kayon Whitaker	DE	SO	6'3"	235	Washington, D.C.	Friendship Collegiate



UNH (43-54-8)

Year	H/A	W/L	Score
1903	A	W	10-0
1903	H	W	27-0
1904	H	W	6-0
1905	H	W	12-0
1906	H	W	7-0
1908	H	W	6-4
1909	H	W	16-0
1911	H	W	12-0
1916	H	T	0-0
1917	A	L	0-27
1919	A	W	7-3
1920	H	L	7-47
1922	A	W	14-7
1923	H (Port.)	W	13-0
1924	H	L	0-32
1925	H	T	0-0
1926	A	L	7-14
1927	H	W	13-6
1928	A	W	7-0
1929	H	L	7-21
1930	A	L	6-14
1931	H	L	7-12
1932	A	T	7-7
1933	H	L	0-6
1934	A	L	7-24
1935	H	W	13-2
1936	A	W	27-6
1937	H	L	0-13
1938	A	W	21-0
1939	H	W	6-0
1940	A	L	14-20
1941	H	T	7-7
1942	A	L	7-20
1944	N/A	W	13-6
1944	N/A	L	14-19
1946	H	L	0-27
1947	A	L	7-28
1948	H	L	6-27
1949	A	W	26-13
1950	H	L	0-19
1951	A	T	0-0
1952	H	W	24-7
1953	A	L	6-21
1954	H	L	10-21
1955	A	T	6-6
1956	H	W	29-7
1957	A	W	7-0
1958	H	W	14-0
1959	A	T	7-7
1960	H	W	13-7
1961	A	W	7-6
1962	H	L	6-21
1963	A	W	28-8
1964	H	W	33-18
1965	A	W	48-13
1966	A	L	7-10
1967	H	L	0-17
1968	A	L	17-42
1969	H	W	20-18
1970	A	L	9-13
1971	H	L	14-24
1972	A	L	14-17
1973	H	L	0-13
1974	A	W	23-9
1975	H	L	15-24
1976	A	W	10-0
1977	H	L	7-54

1978	A	T	7-7
1979	H	L	0-23
1980	A	L	13-19
1981	H	W	26-16
1982	A	W	31-14
1983	A	L	7-20
1984	A	L	13-21
1985	H	W	45-40
1986	A	W	14-13
1987	H	W	28-14
1988	H	L	23-44
1989	A	W	24-7
1990	H	L	20-28
1991	A	L	20-38
1992	H	W	27-24
1993	A	L	13-63
1994	H	L	7-24
1995	A	L	0-21
1996	H	W	34-20
1997	A	L	7-24
1998	H	W	52-28
1999	A	L	20-31
2000	H	W	55-10
2001	A	W	57-24
2002	H	W	31-14
2003	A	L	27-47
2004	H	L	36-50
2005	A	L	47-59
2006	H	L(OT)	13-19
2007	A	L	14-39
2008	H	L	24-28
2009	A	L	24-27
2010	H	W(OT)	16-13
2011	A	L	27-30
2012	H	L	21-28
2013	A	L	3-24
2013	H (Playoffs)	L	27-41
2014	H	L	12-20
2015	A	L	6-22
2016	H	L	21-24

Bryant (4-1)

Year	H/A	W/L	Score
2011	H	W	28-13
2012	A	W	51-7
2013	H	W	35-22
2014	A	L	10-13
2016	H	W	35-31

JMU (5-12)

Year	H/A	W/L	Score
1995	H	L	17-21
1996	A	L	7-31
1997	H	L	22-24
1998	A	L	28-34
1999	H	W	26-20
2000	A	L	7-22
2001	H	W	13-3
2002	A	W	17-6
2003	H	W	20-13
2004	H	L	20-24
2005	A	L	2-38
2008	H	L	10-24
2009	A	L	14-20
2010	H	L	10-14
2011	A	W(OT)	25-24
2012	H	L	7-31
2016	H	L	20-31

UCF (0-2)

Year	H/A	W/L	Score
1994	H	L	6-28
1995	A	L	17-37

Villanova (9-11)

Year	H/A	W/L	Score
1988	A	W	20-17
1989	H	W	47-14
1990	A	L	7-31
1991	H	L	7-48
1992	A	L	8-28
1997	A	L	14-34
1998	H	W	44-10
2000	A	L	21-47
2001	H	W	44-40
2002	A	W	21-14
2003	H	W	14-10
2006	H	W	20-7
2007	A	L(OT)	17-24
2010	H	L	18-48
2011	A	W	41-25
2012	H	L	14-35
2013	A	W	37-35
2014	H	L	20-41
2015	A	L	3-13
2016	H	L	7-26

URI (57-34-3)

Year	H/A	W/L	Score
1911	H	L	0-3
1912	H	W	18-0
1913	H	W	44-0
1916	H	L	0-13
1920	H	T	7-7
1921	H	W	7-3
1923	H	W	14-0
1924	A	W	37-0
1926	A	W	7-0
1927	H	W	27-0
1928	H	W	20-6
1929	A	W	6-0
1930	H	W	13-12
1931	H	L	7-8
1932	H	W	12-0
1933	H	L	0-6
1934	H	L	0-6
1935	H	W	7-0
1936	H	L	0-7
1937	H	T	0-0
1938	H	L	6-14
1939	H	W	14-0
1940	H	W	7-0
1941	H	L	13-20
1945	A	L	7-10
1946	H	L	13-14
1947	A	W	33-13
1948	H	W	13-7
1949	A	W	19-7
1950	H	W	13-0
1951	A	W	12-0
1952	H	W	13-0
1953	A	L	6-13
1954	H	L	7-14
1955	A	L	0-7
1956	H	W	40-7
1957	A	L	7-25
1958	H	W	37-8
1959	H	T	0-0

1960	H	W	7-0
1961	A	W	22-20
1962	H	L	7-14
1963	A	L	16-20
1964	H	W	23-15
1965	A	W	36-0
1966	H	W	21-6
1967	A	L	12-34
1968	H	W	21-14
1969	A	W	35-7
1970	H	L	6-23
1971	A	W	21-7
1972	H	W	10-7
1973	A	W	20-7
1974	H	W	29-19
1975	A	W	23-14
1976	H	L	9-14
1977	A	L	0-28
1978	H	L	0-47
1979	A	L	0-10
1980	H	W	14-11
1981	A	L	10-21
1982	H	L(GOT)	55-58
1983	A	L	16-24
1984	H	L	0-27
1985	A	L	14-34
1986	H	W	34-14
1987	A	W	24-20
1988	H	W	28-14
1989	A	W	47-21
1990	H	W	24-17
1991	A	L	30-52
1992	H	W	21-9
1993*	A (Forfeit)	L (2OT)	26-23
1994	H	L	21-28
1995	A	L	13-17
1996	H	W	58-19
1997	A	W	30-14
1998	H	L	17-18
1999	A	L	14-23
2000	H	W	37-7
2001	A	W	26-14
2002	H	W	31-14
2004	A	W	42-28
2005	H	W(OT)	27-24
2006	A	L	0-3
2007	H	W	35-0
2008	A	W	37-7
2009	H	W	41-17
2010	A	W	28-23
2011	H	W	27-21
2012	A	W	55-6
2013	H	W	41-0
2014	A	W	20-14
2015	H	W	27-17
2016	A	W	28-21

UAlbany (5-5)

Year	H/A	W/L	Score
1977	H	L	39-42
2005	H (Port.)	W	31-7
2009	A	L	16-20
2010	H	L	0-3
2011	A	W	31-15
2012	H	L	20-30
2013	A	W	33-27
2014	H	L	7-20
2015	A	W	39-7
2016	H	W	20-16

W&M (5-7)

Year	H/A	W/L	Score
1993	H	L	23-47
1994	A	L	0-17
1999	A	L	13-37
2000	H	L	28-31
2001	A	L	20-42
2002	H	W	27-14
2003	A	No Contest	
2006	S	W	20-17
2007	H	L	20-21
2010	H	L	21-24
2012	A	W	24-10
2013	H	W	34-20
2016	A	W	35-28

Delaware (11-23)

Year	H/A	W/L	Score
1972	A	L	0-62
1973	H	L	12-38
1974	A	L	13-39
1975	A	L	9-35
1976	A	L	0-36
1978	A	L	0-48
1979	A	L	14-31
1980	H	L	6-35
1981	A	L	35-42
1984	A	L	7-37
1985	A	W	10-7
1986	H	L	31-34
1987	A	W(2OT)	59-56
1988	H	L	14-31
1989	A	L	28-35
1990	H	W	17-10
1991	A	L	10-34
1992	H	L	13-57
1993	A	L	19-21
1994	H	W	19-13
1995	A	L	0-61
1996	H	L	17-27
1998	A	W	39-27
2002	H	L	13-37
2003	A	L(OT)	21-24
2004	A	L	38-43
2005	H	W	25-15
2008	A	W	27-10
2009	H	L	27-17
2010	A	L	7-26
2011	H	W	31-17
2012	A	W	26-3
2013	H	W	62-28
2016	A	W	28-21

UMass (15-41-1)

Year	H/A	W/L	Score
1909	H	T	0-0
1910	H	W	29-2
1945	H	L	0-6
1945	A	L	13-14
1958	H	W	19-6
1959	H	L	16-21
1960	H (Port.)	L	13-21
1961	H	W	10-7
1962	A	L	0-10
1963	H	L	7-14
1964	A	L	0-6
1965	H	W	10-8
1966	A	L	7-10
1967	H	L	9-30
1968	A	L	3-21
1969	H	L	7-49



UMass (Cont.)

1971	H	L	0-13
1972	A	L	0-37
1973	A	L	0-20
1974	H	L	0-42
1975	A	L	0-10
1976	H	L	3-24
1977	A	L	0-28
1978	H	L	6-40
1979	A	L	14-38
1980	H	L	14-21
1981	A	L	7-20
1982	H	W	42-24
1983	A	L	7-17
1984	H	W	20-7
1985	A	L	7-20
1986	H	L	7-23
1987	A	W	31-14
1988	A	L	42-45
1989	H	W	40-23
1990	A	L	10-21
1991	H	L	3-10
1992	A	W	21-13
1993*	H (Forfeit)	L	17-13
1994	A	L	14-20
1995	H	W(OT)	24-21
1996	A	W	22-14
1997	H	W	49-6
1998	A	L	34-55
1999	H	L	17-38
2000	A	L	10-33
2001	H	W	37-7
2002	A	L	10-20
2003	H	L	16-24
2004	A	L(OT)	34-35
2005	H	L	14-35
2006	A	L	9-10
2007	H	L	7-38
2008	A	W	21-20
2009	H	W	19-9
2010	A	L	24-39
2013	A	W	24-14

Stony Brook (4-2)

Year	H/A	W/L	Score
2007	A	L(2OT)	23-30
2008	H	W	28-13
2013	H	W	19-14
2014	A	L	7-19
2015	H	W	23-10
2016	A	W	27-21

Brice-Cowell Musket

A special trophy, the Brice-Cowell Musket, is at stake each year of the rivalry between Maine and New Hampshire. Named after two great former coaches -- Fred Brice of Maine and William Cowell of UNH -- the winner of the annual football game gains possession of the musket for the following year. The tradition began in the late 1940s. The musket is a flintlock rifle made by Ebenezer Nutting of Falmouth, Maine between 1722 and 1745. The George I period flintlock has a barrel 43 inches in length and rifled to a .65 caliber.





University of Maine

President Susan J. Hunter

Susan J. Hunter was named President of the University of Maine, effective July 7, 2014. She began her full-time career at the University of Maine in September 1991. Prior to starting her appointment as UMaine's first woman president, President Hunter served as Vice Chancellor for Academic Affairs for the University of Maine System, a position she assumed in September 2013.

President Hunter served five years as the Executive Vice President for Academic Affairs and Provost at the University of Maine. At UMaine, she also has held the positions of Associate Provost and Dean for Undergraduate Education; Assistant Director in the College of Natural Sciences, Forestry, and Agriculture; and a faculty member and Chair of the Department of Biological Sciences.

Over her time as a faculty member, President Hunter taught basic biology, cell biology, and anatomy and physiology, and had grant support from the National Institutes of Health and the National Science Foundation.

For six years, she served as a co-principal investigator of an award-winning, \$3 million NSF GK-12 grant that placed graduate teaching fellows in K-12 schools as science demonstrators. She was the original principal investigator of a five-year, \$3.3 million NSF ADVANCE grant, helping to fund UMaine's Rising Tide Center, an initiative that aims to transform the university through enhanced opportunities for women faculty members in science, technology, engineering, mathematics and social-behavioral sciences.

President Hunter served on the board of directors of the Maine School of Science and Mathematics and the Maine Mathematics and Science Alliance, and participated in a planning initiative for the Maine Arts Commission Steering Committee, in preparation for a Cultural Strategic Plan for the state of Maine. Currently, she serves on the boards of Maine & Company and the Maine Development Foundation.

President Hunter is a cell biologist whose research focused on structural and functional aspects of bone cell biology. She received a bachelor's degree in biology from James Madison University and a Ph.D. in physiology from Pennsylvania State University, and did postdoctoral work at Case Western Reserve University and Pennsylvania State University.



University of Maine

Director of Athletics Karlton Creech

Karlton Creech, currently in his third year at the helm of the University of Maine Athletic Department, began his tenure as Director of Athletics at the University of Maine on Monday, Feb. 10, 2014. Creech brought with him 18 years of experience within Intercollegiate Athletics, most recently at the University of North Carolina in Chapel Hill.

Karlton was UNC's Senior Associate Director of Athletics, serving as chief of staff and overseeing the department's capital projects, human resources and facilities. From 2004-12, he was Associate Executive Director for UNC's Educational Foundation Inc., where he managed capital projects (including coordination of the \$88 million football stadium expansion), the Annual Fund, marketing, fundraising and ticket sales programs, as well as donor stewardship and development. He also worked for the Student-Aid Association at North Carolina State University from 1999-04, coordinating ticket sales and fundraising.

Karlton, a native of Chapel Hill, received a Bachelor of Arts degree in political science from North Carolina State University and will complete a Master of Arts degree in management and leadership from Liberty University in Lynchburg, Va., in 2014. His wife, Staci, is a Pennsylvania native who attended UNC on a golf scholarship and received a bachelor of arts in elementary education.

The Maine Athletic Media Relations Office extends a welcome to all working media covering the Black Bear football program. We appreciate the coverage you give us, and we will do everything possible to assist you during the 2017 season. This publication has been produced to provide you with information in covering the Black Bears in 2017. Throughout the season, news releases, game notes, statistics and game results will be posted on the University of Maine athletics website (GoBlackBears.com) to keep you up-to-date with all the latest happenings with the Black Bear football program.

• **CREDENTIALS**

All credential requests should be directed to **Tyson McHatten**. His address is as follows: 5747 Memorial Gymnasium, Orono, ME 04469-5747. Credentials to be mailed should be requested at least two weeks in advance. Otherwise, credentials can be picked up at the Will Call table underneath the home side grandstand at Alfond Stadium on game days.

• **INTERVIEWS**

All requests for player interviews, either in person or via phone, must be requested through the Maine Athletic Media Relations Office.

Weekday Interview Availability Schedule:

Monday _____ Off Day
 Tuesday ____ 1-2:15 p.m. (before meetings); after practice
 Wednesday_1-2:15 p.m. (before meetings); after practice
 Thursday 1-2:15 p.m. (before meetings); after practice
 Friday _____ Travel Day or Alfond Stadium walk-thru
 Practices end approximately around 6 p.m. Media members wishing to do interviews after practice are advised to arrive on campus at 5:30 p.m. to ensure interviews will be conducted.

• **RADIO POLICY**

Permission to broadcast may be obtained by either calling or writing to the Maine Athletic Media Relations Office at least one week prior to the day of the game.

• **PRESS PARKING**

A section of the VIP parking area has been reserved for members of the media. Please contact the Maine Athletic Media Relations Office in advance for parking passes.

• **PRACTICE**

All practices are open for the media to attend. Interviews can be conducted with players and coaches immediately following practice.

• **PRESS BOX GAME SERVICE**

Pre-game notes, up-to-date statistics, depth charts, media guides and game programs will be issued prior to the start of the game. Halftime statistics, as well as complete play-by-play, and final team and individual statistics also will be provided to the media. Telephone lines will be available on a first-come, first-served basis. Post-game interviews will be held in the Palmer Lounge (baseball clubhouse) following a 10-minute cooling off period after the game. A pre-game meal will also be served. Wireless internet access is also provided in the pressbox and in Palmer.

• **COLONIAL ATHLETIC ASSOCIATION (CAA)**

The CAA will conduct a weekly teleconference throughout the season with head coaches from all 12 schools. The teleconference will be held on Mondays beginning at 10 a.m. The teleconferences will begin on Aug. 29. Contact the CAA office for access numbers and a timeline of when coaches are scheduled to speak. The CAA football contact is Rob Washburn, and he can be reached via the phone at (804)-754-1616 or through email at rwashburn@caasports.com. The official website of the CAA is CAASports.com.

• **DIRECTIONS TO MAINE**

Maine Athletic Communications Staff Area Code (207)

>> **Assistant AD for Communications**

Tyson McHatten
 Office Phone _____ 581.3596
 Email _____ Tyson.McHatten@maine.edu
 Sports _____ FB, WBB, SB
 Office Address _____ 5747 Memorial Gymnasium,
 Orono, ME 04469
 Fax _____ 581-3297

>> **Asst. Director of Athletic Communications**

Katie Peverada
 Office Phone _____ 581.4158
 Email _____ katie.peverada@maine.edu
 Sports _____ WSOC, MIH, BASE

>> **Athletics Communication Assistant**

Ryan Long
 Sports _____ FH, MBB, XC, T&F, SWIM

>> **Assistant Communications**

Sam Spargo
 Sports _____ WIH, MIH (Secondary)

>> **Director of Digital Content**

Sam Hallett
 Video Content/Streaming _____ All sports

(From the South): Take Interstate 95 North to Exit 193 (Stillwater/Old Town) ... bear right at end of off-ramp onto Stillwater Avenue ... at fourth set of lights (McDonald's on left) take a right onto College Avenue ... travel one mile on College Avenue ... turn left onto Maine campus just prior to Alfond Sports Arena (ice hockey and basketball) ... Alfond Arena parking lot is adjacent to Morse Field at Alfond Stadium.

(From Bangor International Airport, Approx. 15 mins. from campus): Exit airport and take right onto Union Street ... travel through three sets of lights, and after crossing overpass, take left onto Interstate 95 ... follow directions above.



Maine and Learfield Sports have partnered to produce the "Black Bear Sports Network." The network will air over several radio stations throughout the state of Maine and will air several of Maine's varsity sports teams, including all 11 regular season football games in 2017. Rich Kimball (play-by-play) and Bob Lucy (color) will return to handle the call of the games. Maine football can be heard on the following stations all season long: Augusta (WVQM-FM 101.3); Bangor (WVOM-FM 103.9 = Flagship); Portland (WLOB-AM 1310); Rockland (WVOM 1450-AM); and Millinocket (WSYY-AM 1240).

COACH H RADIO SHOW

The Coach Harasymiak Radio Show will begin Wednesday, Aug. 30 from 7-8 p.m. and run throughout weekly on Thursday's live at the restaurant throughout the 2016 season.

NATIONAL EXPOSURE

The Maine Black Bear football program has received extensive local, regional and national attention over the past five years. Maine has played on national TV at least once in each of the past seven seasons, including: Fox Sports Net, ESPN360, ESPN Regional, ESPN, ESPN3, the Big Ten Network and NBC Sports. The Black Bears have also played on regional networks that have reached major audiences in the Northeast, including: Comcast SportsNet, CN8 (now The Comcast Network) and NESN. Maine football has also appeared in national publications, websites and radio shows, including: Mike & Mike in the Morning, ESPN.com, the Dan Patrick Show, NCAASports.com, Sports Illustrated and Sporting News.

GOBLACKBEARS.COM

Releases, statistics, game notes and other information on Maine football can be found on the official athletic department's website, GoBlackBears.com.

Updated season statistics are posted on either Saturday night or Sunday morning following each football game.



Paulie Stills on the Dan Patrick Show supporting the Black Bears during the 2011 NCAA Playoffs.

Weekly games notes are posted no later than Tuesday morning of game week, and provide an in-depth look into the upcoming contest for the Black Bears.



**BECOME PART OF
BLACK
BEAR
NATION**

GO.UMAINE.EDU

DEFINE TOMORROW



We Are UMaine

We are the University of Maine, home to more than 11,000 students from 46 states and 65 countries. We've been around for 150 years and are the flagship university in the state of Maine. Here is some of what we are known for:

- **Research:** UMaine is ranked as a top research university by the National Science Foundation; we have 15 Research Centers and Institutes
- **Commitment to Natural Resources:** As both a land grant and sea grant institution, we work with the government and other partners on research, education and conservation

Learning and Living at UMaine

World-class academics to set you up for career success. Why wouldn't you want to...

- Learn from premier professors — leading researchers, scholars and experts in their fields?
- Study in state-of-the-art labs with the latest technology and resources?
- Be in a classroom where your voice is heard — with a 16:1 student-to-faculty ratio?
- Participate in cutting-edge research as an undergraduate?
- Study abroad, choosing from 700 programs on 6 continents and still graduate in 4 years?
- Become one of our 107,000 alumni — leaders in industry, business, government, the sciences, social services, the arts, athletics and more?

UMaine Overview

The University of Maine, established in Orono in 1865 under the provisions of the Morrill Act, celebrated its 150th anniversary in 2015. As Maine's land grant and sea grant institution with a statewide mission of teaching, research and community engagement, the university extends the resources of its learning community to address the educational, economic, cultural and social needs of Maine.

UMaine provides high-quality, affordable education that utilizes practices grounded in how people best learn. The university conducts research and scholarship that are critically evaluated within the disciplines and often lead to national and international recognition. And UMaine engages in outreach that is connected to and supportive of the people and the enterprises of the state of Maine. As part of the UMaine experience, students are involved in real-world enterprises that inform their academic work and provide growth opportunities.

The university has seven Signature Areas of Excellence in education and research — forestry and the environment, marine sciences, STEM education, climate change, advanced materials for infrastructure and energy, College of Engineering and Honors College. UMaine's Emerging Areas of Excellence focus on the Graduate School of Biomedical Science and Engineering, Northeastern Americas humanities, data science and engineering, sustainability solutions and technologies, aging research and finance education.

UMaine is one of the nation's major public institutions of higher education, and the state's center for research and graduate education. Maine's flagship university enrolls more than 11,000 undergraduate and graduate students from across the U.S. and more than 65 countries. The University of Maine offers doctoral degrees in 35 fields, representing the humanities, sciences, engineering and education; master's degrees in 70 disciplines; more than 90 undergraduate majors and academic programs. The research and scholarship of UMaine faculty members and graduate students greatly enrich the undergraduate experience. As a research university, UMaine offers undergraduates opportunities to be active participants in research, working with the university's world-class scholars.

The university has the state's largest mix of nationally and internationally recognized faculty,

researchers and scholars, representing some of the most respected minds in their fields. Among the state's public universities, UMaine awards 37 percent of all four-year degrees, 47 percent of all master's degrees, and 82 percent of Maine's Ph.D.s and Ed.D.s. More than 1,600 students graduate from the university annually, joining approximately 107,000 alumni.

The University of Maine has the Maine Business School and five colleges — College of Engineering; College of Natural Sciences, Forestry, and Agriculture; College of Education and Human Development; and College of Liberal Arts and Sciences. UMaine's Honors College offers one of the oldest honors programs in the country.

The university's commitment to lifelong learning goes beyond its academic degree programs to include its statewide outreach through University of Maine Cooperative Extension and other public service programs and departments, its involvement in public schools, and its accessibility through continuing education opportunities.

The University of Maine conducts nationally and internationally recognized research, and is in partnership with the private and public sectors to stimulate and support the state's economic growth and development. The university makes an impact on Maine's quality of life through basic and applied research in venues from the Gulf of Maine and Maine's forestlands to the high-tech laboratories.

The University of Maine is also home to unique cultural facilities. The Collins Center for the Arts on campus is one of the state's premier performing arts facilities, attracting some of the world's most prestigious artists to the region. The university's School of Performing Arts and Department of Art are two of the strongest cultural forces in the academic arts in the state. The Museum of Art has the largest fine arts collection owned by the citizens of Maine. The Hudson Museum has one of the finest collections of pre-Columbian artifacts in North America. Page Farm and Home Museum celebrates Maine's history of farms and farming communities. The university also is the home of the state's largest library and the Emera Astronomy Center, with the state's largest planetarium and telescope.

More information about UMaine is online (umaine.edu).





Outstanding support for student-athletes



Athletic training/strength and conditioning

Top-rate medical staff

The Maine sports medicine team includes six certified athletic trainers and one graduate assistant certified athletic trainer, a team physician, an orthopedic physician, a wide variety of medical specialists and student-athletic trainers. Other specialists on the Maine athletic healthcare team include an optometrist, chiropractor and dentist.

Mike Kessock Sports Medicine Center

The Mike Kessock Sports Medicine Center in Memorial Gymnasium houses some of the newest technology in the field of sports medicine. The facility provides injury prevention, treatment and rehabilitation for student-athletes.

Speed, strength and conditioning

UMaine Speed, Strength and Conditioning is a performance-based program focused on achieving success in athletic events and maintaining an injury-free environment. Our philosophy is; developing a mentally and physically challenging training environment that will allow athletes to maximize their ability; increasing performance in athletic events; decreasing the risk of injury through the teaching of progressive strength and power development exercises; identifying dysfunctional movement patterns and correct the pattern. The fundamentals of an athlete are; lower-body strength; lower-body power; core strength; ability to accelerate and decelerate; mobility; and balanced upper body (posterior/anterior).

Intercollegiate Strength Center in Latti Fitness Center

The Intercollegiate Athletic Strength Center in the Latti Fitness Center serves as the home for all varsity teams. The Intercollegiate Center is entering its seventh year as home of the Black Bears.

Intercollegiate Strength Center by the numbers:

- 5,000 square feet
- 10,000 pounds of weights
- 10 multipurpose power racks
- Nine Olympic platforms
- Five various cardiovascular machines
- Five half racks
- Five glue/hamstring machines
- Nine sets of Eleiko/Uesaka Olympic bumper sets
- Four slide boards
- Electrical timing systems



Community involvement

Student-athletes do not just receive tremendous support. They also return the support to the local community. Events that student-athletes took part in last season included Toys for Tots, Salvation Army Angel Tree, Operation Christmas Child and Play4Kay. They also volunteered numerous hours at both the Ronald McDonald House and the Old Town–Orono YMCA, Cub Tracks Triathlon, Warm Heads Warm Hearts, Skate with the Bears, Black Bear Mentors, Skating Strides and many more activities. Maine athletics donates thousands of dollars worth of tickets to nonprofits each year.



Black Bear Points of Pride

- UMaine has won two NCAA Division I National Championships in men's ice hockey in addition to 18 NCAA appearances and 11 Frozen Four appearances.
- Alford Arena recognized as the college hockey rink with the "Best Atmosphere" by the Wall Street Journal (2011).
- Two Hobey Baker Award winners from UMaine (Scott Pellerin and Paul Kariya), recognized as the top NCAA men's ice hockey player.
- 51 former Black Bears have played in the NHL. Jack Capuano is head coach of the New York Islanders. Garth Snow is general manager of the New York Islanders.
- UMaine baseball has seven College World Series appearances and 16 NCAA regional appearances. Baseball has won seven conference titles, including the 2011 championship.
- UMaine baseball has had seven major league players in addition to coaches Brian Butterfield and Carl "Stump" Merrill.
- UMaine women's basketball has won 13 conference titles and made seven NCAA Tournament appearances. Four All-Americans have combined for 14 All-American honors.
- UMaine football has won 11 conference titles and made six NCAA Tournament appearances, including three NCAA Final Eight appearances in the last 10 years. Maine played in the 1965 Tangerine Bowl.
- UMaine football has had 55 players in NFL camps. There are currently four players listed on NFL rosters. UMaine football has produced 46 All-Americans (2016).
- UMaine Football Coach Cosgrove received the CAA 2013 Coach of the Year and 2013 AFCA FCS Regional Co-Coach of the Year, and was inducted into the Maine Sports Hall of Fame.
- Black Bear alumnus John Huard, '67, was inducted into the College Football Hall of Fame.
- Three Black Bears have played in the Super Bowl.
- UMaine softball has won three conference titles and made UMaine's first NCAA appearance by a women's team in 1994. Softball returned to the NCAA regionals in 2016.
- Former UMaine men's basketball player Rick Carlisle led the Dallas Mavericks to a 2011 NBA Championship win, and Jim Boylen won the 2016 NBA Championship as an assistant coach with the Cleveland Cavaliers
- UMaine field hockey received its highest national ranking ever in 2011 when it was ranked 10th in the nation.
- Track and field great Viktoria Rybalko competed in the 2008 Summer Olympics.
- UMaine track has garnered three All-America honors in the last few years.



BLACK BEARS IN THE NFL

MATTHEW MULLIGAN
DOLPHINS - UDFA '08

Mulligan has played for: Miami, Tennessee, New York Jets, St. Louis,

Playing on Sunday

Maine has had 28 NFL Draft Picks or Rookie Free Agent signings in the past 17 years.
Former Black Bear Trevor Bates was a member of the 2017 Super Bowl Champion New England Patriots practice squad-



JUSTIN PERILLO
PACKERS - UDFA '14




Played for:
Minnesota, San Diego, Cleveland, Detroit, New York Jets

KENDALL JAMES
VIKINGS - 6TH RD '14



TREVOR BATES
COLTS - 7TH RD '16



PAT RICARD
RAVENS - UDFA '17

SEVERAL FORMER BLACK BEARS SHARED PAST SUCCESS IN



MONTELL OWENS



JERRON MCMILLIAN



DAREN STONE



JOHN HUARD



PHIL MCGEEHAN



STEPHEN COOPER



MIKE FLYNN



LOFA TATUPU

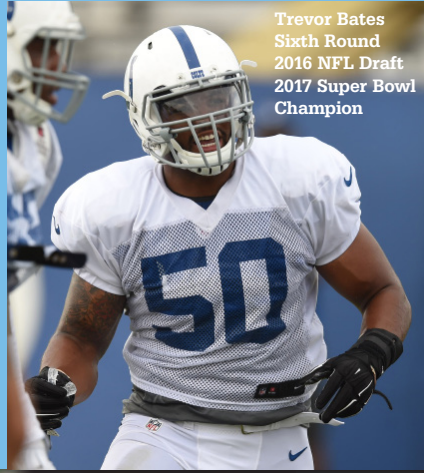


BRANDON MCGOWAN



MIKE DEVITO

- Since 1967, Maine is the only CAA team to have three players drafted in a single year (1990)
- Since 1980, Maine has had 11 players drafted to the NFL



Trevor Bates
Sixth Round
2016 NFL Draft
2017 Super Bowl
Champion



Kendall James
Sixth Round
2013 NFL Draft



Pat Ricard - UDFA - 2017



Jerron McMillian - 4th
Round - 2012



Brandon McGowan



Montell Owens

Jacksonville Jaguars
2011 and 2012 Pro Bowl
2007-08 Pro Bowl Ballot
2008 SI.com All-Pro



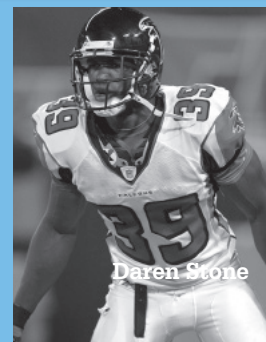
Mike Buck



Mike DeVito

Maine-NFL Facts

Total Number of Draft Picks/Rookie Free Agents	57
Total Draft Picks	16
Total Rookie Free Agent Signings	40
Highest Draft Pick (Round)	Fourth (Jerron McMillian - Green Bay Packers, 2012)
Most Draft Picks In A Season	Three (1990)
Most Draft Picks/RFA Signings In A Season	Five (2011)
Seasons With Multiple Draft Picks/Rookie Signings	15
First Black Bear Taken By The NFL	Thurlow Cooper (Cleveland Browns, 16th Round, 1956)
Most Recent Black Bear(s) Taken By The NFL	Jerron McMillian (Green Bay Packers, Fourth Round NFL Draft, 2012)
	Trevor Coston (Chicago Bears, RFA, 2012)
	Derek Session (Buffalo Bills, RFA, 2012)
	Pushaun Brown (New York Jets, RFA, 2012)
	Derek Buttles (Buffalo Bills, RFA, 2012)
	Jeremy Kelley (Indianapolis Colts, RFA, 2013)
	Kendall James (Minnesota Vikings, Sixth Round NFL Draft, 2014)
	Justin Perillo (Green Bay Packers, RFA, 2014)
	Trevor Bates (Indianapolis Colts, Sixth Round NFL Draft, 2016)
	Bruce Johnson (Philadelphia Eagles, RFA, 2016)
	Pat Ricard (Baltimore Ravens, RFA, 2017)



Daren Stone



Most Black Bears Drafted/Signed by a Team

Kansas City Chiefs	Five (5)
New York Jets	Five (5)
Buffalo Bills	Five (5)
New York Giants, Indianapolis Colts	Three (3)
Jacksonville Jaguars, Chicago Bears, New Orleans Saints,	
Dallas Cowboys, Cleveland Browns, Detroit Lions	Two (2)



Phil McGeoghan

- Three Black Bears have appeared in the Super Bowl (L-R: Justin Strzelczyk, Mike Flynn and Lofa Tatupu). Trevor Bates was a member of the 2017 New England Patriots Super Bowl Champions practice squad



- Maine had seven (7) former players appear on active NFL rosters at some point during the 2010 season.
- Maine led all FCS schools with seven (7) former players in the NFL during the 2009 season.
- Current New York Giants defensive coordinator Steve Spagnuolo was an assistant coach at Maine during the 1994 season. Spagnuolo was the head coach of the St. Louis Rams from 2009-11.



Steve Spagnuolo



Marcus Williams



Kevin McMahan was "Mr. Irrelevant" in 2006

Successful Careers Away From The NFL

Success in life isn't just defined as getting to the NFL. Several former Black Bear football players have made their mark as successful professionals around the country. The journey all begins with on-campus career fairs for out-going seniors as they get the opportunity to meet with business representatives and interview for potential jobs.


Where Are They Now?

Name _____ **Position/Title (Company)**
 Hugo Alvarez _____ Attorney
 _____ (Alvarez, Almazan & Barbara, LLP)
 Mark Coutts _____ Senior Executive (Konica Minolta)
 Jeff Durr _____ Senior VP (Emerald Financial Resources)
 Aram Garabedian _____ President (Bliss Property Mgmt.)
 Michael Harvey _____ Head Football Coach

_____ (Dover High School)
 Doug Heidt _____ Managing Director (Goldman Sachs)
 John Hevesey _____ Assistant Football Coach
 _____ (Mississippi State University)
 John Huard _____ President
 _____ (Northeast FieldTurf Hue, Inc.)
 Chris Keating _____ Senior VP
 _____ (Riversource Financial Services)
 Jack Leggett _____ Head Baseball Coach
 _____ (Clemson University)
 Al Marquis _____ Managing Partner
 _____ (Construction Risk Partners)
 Andy Neilson _____ VP, Product Development
 _____ (Seahorse Bioscience)
 Malik Nichols _____ Regional Sales Manager (Medtronics)
 Nick Penna _____ Financial Adv. (Morgan Stanley Wealth Management)
 Scott Shulman _____ Owner (Best Chevrolet)
 Rod Sparrow _____ President & CEO (Leaklite)
 Steve Violette _____ President (Plasmine Technology)





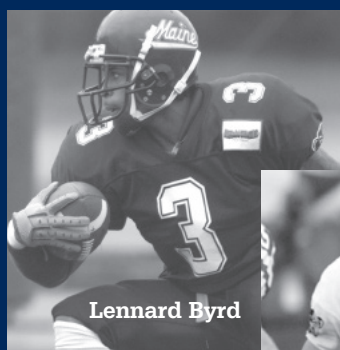
Stephen Cooper



Black Bear All-Americans (AP) (45 Honorees Since 1947)

1947	Jack Zollo	OL
1954	Tom Golden	OL
1965	John Huard	LB
1966	John Huard	LB
1974	Scott Shulman	LB
1980	Lorenzo Bouier	RB
1981	Rich LaBonte	P
1981	Jack Leone	K
1985	Ray Paquette	DL
1985	Mark Coutts	LB
1987	Mike Buck	QB
1987	Dave Ingalls	OL
1987	Peter Borjestedt	K
1987	Sergio Hebra	WR
1987	Rob Sterling	DB
1989	Rob Noble	OL
1989	Scott Hough	OL
1989	Justin Strzelczyk	DL
1989	Carl Smith	RB
1990	Claude Pettaway	DB
1992	Dan Girard	LB
1996	Todd Williamson	DL
1996	Rameek Wright	WR
1998	Aaron Dashiell	FS
1999	Aaron Dashiell	FS
1999	Jojo Oliphant	DL
2001	Stephen Cooper	LB
2001	Lennard Byrd	RS
2001	Chad Hayes	TE
2002	Stephen Cooper	LB
2004	Arel Gordon	RS
2004	Brandon McGowan	DB
2005	Ben Lazarski	OL
2006	Matt King	DL
2007	Jovan Belcher	DL
2008	Jovan Belcher	DL
2008	Jared Turcotte	FB
2008	Ryan Canary	OL
2008	Jhamal Fluellen	TB
2011	Jerron McMillian	SS
2011	Trevor Coston	FS
2012	Chris Howley	OL
2013	Kendall James	CB
2013	Justin Perillo	TE
2016	Bruce Johnson	OL





Lennard Byrd




Scott Hough




Justin Perillo



Ben Lazarski



Ray Paquette



Claude Pettaway



Trevor Coston



Aaron Dashiell



Kendall James



Jerron McMillian

All-Americans By Position (AP)

Position	Total
Offensive Line	9
Defensive Line	7
Linebacker	7
Defensive Back/Safety	8
Running Back/Fullback	4
Kicker/Punter	3
Wide Receiver/Tight End	4
Return Specialist	2
Quarterback	1

All-Americans By Decade (AP)

Decade	Total
1940s	1
1950s	1
1960s	2
1970s	1
1980s	14
1990s	7
2000s	13
2010s	6




2006 All-Atlantic 10 First-Team Honorees: DL Matt King (left) and DL Mike DeVito (right); 2006 Atlantic 10 Football Conference Student-Athlete of the Year QB Ron Whitcomb (center)




Jack Cosgrove
All-Conference OB;
Three-time Coach of the Year



Marcus Wasilewski
2013 All-CAA First Team
2013 CAA Student-Athlete
of the Year



Arel Gordon
Named all-conference at
three different positions



Andrew Downey
Three-time all-conference

15 Major Awards

OFFENSIVE PLAYER OF THE YEAR

Rich LaBonte	1982
Mike Buck	1987
Mike Buck	1989

DEFENSIVE PLAYER OF THE YEAR

Stephen Cooper	2001
Stephen Cooper	2002
Jovan Belcher	2008

ROOKIE OF THE YEAR

Rich LaBonte(O)	1981
Carl Smith (O)	1988
Ron Whitcomb (O)	2003
Christophe Mulumba	
Tshimanga (D)	2013

STUDENT-ATHLETE OF THE YEAR

Ron Whitcomb	2006
Ryan Canary	2008
Marcus Wasilewski	2013

CHUCK BOONE LEADERSHIP AWARD

Marcus Wasilewski	2013
-------------------	------

COACH OF THE YEAR

Ron Rogerson	1982
Tom Lichtenberg	1989
Jack Cosgrove	1996
Jack Cosgrove	2001
Jack Cosgrove	2013



Note: The Yankee Conference sponsored the sport of football from 1947-96. The Atlantic 10 Football Conference sponsored the sport from 1997-2006. The Colonial Athletic Association took over sponsorship of the sport in 2007. A special thanks is given to Stu Haskell and Dan Maloney for their historical research with this list.

>> FIRST-TEAM HONOREES

Player	Year
Manauris Arias (DB)	2006
Trevor Bates (DL)	2015
Jovan Belcher (DL)	2007-08
Gene Benner (WR)	1968-69
Mike Bitterman (TE)	1989
Ed Bogdanovich (HB)	1951
Peter Borjestedt (PK)	1987
Lorenzo Bouier (RB)	1980
Bob Bragg (FB)	1959
Ivan Brawn (OG)	1965-66
Win Brown (C)	1951
Mike Buck (QB)	1987, 1989
Jim Butterfield (OG)	1952
Lennard Byrd (RS)	2001
Ryan Canary (OL)	2008
Derek Carter (DB)	1997
Wayne Champion (HB)	1958, 1960
Lew Clark (OL)	1954
Dave Cloutier (HB)	1961
Stephen Cooper (LB)	2001-02
Thurlow Cooper (DL)	1955-56
Trevor Coston (PR)	2011
Mark Coutts (LB)	1985
David Cusano (DB)	2002
Aaron Dashiell (DB)	1998-99
Sean Decloux (K)	2013
Donte Dennis (LB)	2012
Dick DeVarney (QB)	1965
Mike DeVito (DL)	2006
Dennis Dottin-Carter (DL)	2002
Jim Duffy (QB)	1955
Harry Easton (DE)	1951
Roger Ellis (OL)	1957-58
Phil Ferrari (DL)	1981
Mike Flynn (OL)	1996
Jeff Gakos (OL)	2013
Tom Golden (OL)	1953-54
Arel Gordon (RS)	2004
Frank Harney (HB)	1965
Chad Hayes (TE)	2000-01
Sergio Hebra (WR)	1987
Ray Hostetter (HB)	1956
Scott Hough (OL)	1989
Chris Howley (OL)	2011-12
John Huard (LB)	1965-66
Todd Jagoutz (P)	2000
Kendall James (DB)	2013
Bruce Johnson (OL)	2014, 2015
Dan Jones (OL)	1992
Dick Kinney (DL)	1961
Rich LaBonte (P)	1982, 1984
Ben Lazarski (OL)	2004-05
Dick Leadbetter (OL)	1960
Jack Leggett (DB)	1974-76
Jack Leone (K)	1982, 1984
Stan Maddock (DL)	1969
Maurice McDonald	2011
Brandon McGowan (DB)	2004
John McGrath (DB)	1982
Jerron McMillian (DB)	2011
Andy Mellow (DL)	1973
Mike Mellow (P)	2004
Jeff Mottola (K)	1990
Niles Nelson (DL)	1958
Rob Noble (OL)	1989-90
Pete Norris (DL)	1966
Jojo Oliphant (DL)	1999
Louis Ortiz (OL)	1982
Ray Paquette (DL)	1985
Bill Pasquill (OL)	1965-66
Dave Paul (WR)	1971-72
Nick Penna (LB)	1988
Justin Perillo (TE)	2012-13
Claude Petteway (DB)	1989-90
Pete Pocius (OL)	1951
Pete Ouellette (WR)	1980-81
Ernie Quackenbush (LB)	1967-68
Peter Ricard (DL)	2015, 16
Patrick Richardson (OL)	1967-68
Alan Riley (DL)	1965

Dave Sanzaro (DL)	1982
Patrick Sheehan (OL)	1998
Scott Shulman (LB)	1974, 1976
Ben Sirmans (RB)	1992
Matt Slane (DB)	1979
Jack Small (OL)	1954-55
Carl Smith (RB)	1989-90
Ernie Smart (FB)	1954
Phil Soule (OL)	1961
Rob Sterling (DB)	1987
Steve Stinson (OL)	1995
Justin Strzelczyk (DL)	1989
Gene Sturgeon (QB)	1951
Ray Sullivan (DL)	1982
Ryck Suydam (DL)	1980
Norm Tardiff (DB)	1965-66
Christophe Mulumba Tshimanga	2013, 14, 15
Jared Turcotte (FB)	2008
Richard Unterstein (OL)	1974
Hal Violette (OL)	1958-59
Jermaine Walker (LB)	2005
Marcus Wasilewski (QB)	2013
Manch Wheeler (QB)	1961
Landis Williams (WR)	2009
Marcus Williams (RB)	2003-04
Jamal Williamson (DB)	1990
Micah Wright (WR)	2016

>> SECOND-TEAM HONOREES

Damarr Aultman (WR)	2014
Trevor Bates (DE)	2014
Dick Bergeron (OL)	1972
Armond Blouin (DL)	1975
Dave Bochtler (DL)	1986
Ed Bogdanovich (HB)	1953
Peter Borjestedt (K)	1985
Lorenzo Bouier (RB)	1982
Barry Buckley (OG)	1982
Jack Butterfield (HB)	1951
Derek Burtles (TE)	2010
Tim Cahill (OL)	1985
Ryan Canary (OL)	2007
Derek Carter (DB)	1995-96
Ed Cianchette (OL)	1952
John Colasacco (OL)	1986
Michael Cole (DL)	2011, 2013
Jack Cosgrove (QB)	1974-75
Trevor Coston (DB)	2011
Mark Coutts (LB)	1984
Brendan Curry (DL)	2002
Gerry deGrandpre (HB)	1957
Mark DeGregorio (RB)	1974
Mike DeVito (DL)	2005
Rudy DiPietro (RB)	1976
Ron Doody (DT)	1985
Doug Dorsey (RB)	1985-86
Dennis Dottin-Carter (DL)	2003
Andrew Downey (LB)	2007-08
Jim Duffy (QB)	1954
Tyler Eastman (OL)	2009
Charles Eberbach (OL)	1958
Royston English (RB)	2001
Phil Ferrari (DE)	1980
Ross Fichthorn (LB)	1993
Dante Fusco (TE)	2003
Vinson Givans (LB)	2011
Jarrold Gomes (DB)	2005
Arel Gordon (RB)	2006
Matt Hammond (OL)	2002
Sergio Hebra (WR)	1985-86
John Hodgkins (OT)	1983
Joe Hook (OL)	2013
Dave Ingalls (OL)	1987
Darlos James (RB)	2012
Bob Jameson (RB)	1996
Chris Keating (LB)	1978
Steve Keating (OL)	1982
Jamie Keefe (LB)	1985
Andy Landers (OL)	1980
Mike Leconte (OL)	2003
Mark Lewis (DL)	1988
Dan Maloney (G)	1984
Bob McConnell (OL)	1972
Brandon McGowan (DB)	2003
John McGrath (DB)	1983
Andy Mellow (DE)	1972
Jerron McMillian (DB)	2010
Jemal Murph (LB)	1993
Scott Nason (DL)	1987-88
Niles Nelson (DL)	1957
Jack O'Rourke (S)	1973


Jojo Oliphant (DL)	1998-99
Andre Pam (RB)	1995
Ken Parady (QB)	1956
Chris Paul (DE)	1976
Nick Penna (LB)	1987
Justin Perillo (TE)	2012
Alan Peterson (OL)	1982
Paul Phelan (TB)	1983
Josh Radulski (TE)	2004
Jim Reid (S)	1972
Peter Richardson (OL)	2002
Tom Rogers (OL)	1990
Steve Root (LB)	1986
Fred Royer (LB)	1975
Randy Samuels (LB)	2015
Pat Sheehan (OL)	1997
Scott Shulman (LB)	1975
Matt Slane (S)	1980
Michael Smith (LB)	1989
Rob Sterling (DB)	1986
Warren Smith (QB)	2011
Josh Spearin (OL)	2011-12
Steve Stinson (OL)	1994
Daren Stone (DB)	2006
Bill Tarazewich (OL)	1957
John Theriault (FB)	1957
Gordie Thorburn (OL)	1951-52
Jermaine Walker (LB)	2004
John Wardwell (S)	1975
Jack Welch (HB)	1958
Bobby Wilder (QB)	1984
Marcus Williams (RB)	2002
Jamal Williamson (DB)	1989
Todd Williamson (DL)	1996
Dwayne Wilmot (WR)	2000
Ken Woodsum (DE)	1953
Micah Wright (WR/PR)	2015, 16
Rameek Wright (WR)	1996-97

>> THIRD-TEAM HONOREES


Max Andrews (OL)	2016
Christopher Arnao (OL)	2008
Damarr Aultman (KR)	2014
Steven Barker (DB, KR)	2009-10
Trevor Bates (DL)	2013
Chris Binder (P/K)	1996
Darrick Brown (RB)	1997-99
Pushaun Brown (RB)	2011
Raibonne Charles (DL)	2011
Dan Collins (QB)	2016
Brendan Curry (DL)	2001
David Cusano (DB)	2001
Donte Dennis (LB)	2009-10
Shawn Demaray (OL)	2007
Jamil Demby (OL)	2016
Bruno Dorismond (DL)	2006-07
Andrew Downey (LB)	2006
Jordan Dunn (WR)	2015
Jake Eaton (QB)	2002
John Ebeling (WR)	2013
Earnest Edwards (WR)	2016
Mickey Fein (QB)	1997
Jhamal Fluellen (TB)	2007-08
Mike Flynn (OL)	1995
Stefan Gomes (WR)	2001
Najee Goode (CB)	2016
Arel Gordon (WR)	2005
Chris Howley (OL)	2010
Todd Jagoutz (K)	2000
Kendall James (DB)	2011
Dan Joslyn (DL)	2003
Fred Lazo (LB)	2003
Mike LeConte (OL)	2004
Eric Lewis (DB)	1999
Phil McGeoghan (WR)	2000
Kevin McMahan (WR)	2005
Zack Magliaro (OL)	2001
Greg Mikell (DB)	1994
Brent Naccara (LB)	1998-99
Lionel Nixon Jr. (DB)	2008
Drew O'Connor (WR)	1998-99
Lateef O'Connor (LB)	1997
Axel Ofori (KR)	2014
Patrick Pa'u (DL)	2003
Christian Pereira (WR)	2003-04
Derek Session (WR)	2010
Sterling Sheffield (LB)	2016
Ako Stafford (LB)	1994
Jordan Stevens (DE)	2009
Daren Stone (DB)	2005
John Wormuth (LB)	2006



Bruno Dorismond
Two-time all-conference



Brandon McGowan
Two-time all-conference



Mike Mellow
2004 First-Team



Nebraska (2005)



Hawai'i (1990)

>> **HAWAII 44, MAINE 3 (1990)**
Jeff Mottola kicked a 35-yard field goal and Carl Smith rushed for 52 yards in Maine's inaugural game against an FBS foe. Hawai'i was a member of the Western Athletic Conference (WAC).

>> **RUTGERS 40, MAINE 17 (1991)**
Carl Smith rushed for a game-high 153 yards, including an 89-yard touchdown run versus the Scarlet Knights. The 89-yard dash currently stands as the longest run from scrimmage in school history. Rutgers was a member of the Big East.

>> **MAINE 9, MISSISSIPPI STATE 7 (2004)**
Kevin McMahan caught a 17-yard touchdown pass from Ron Whitcomb with 2:55 remaining to give Maine a 9-7 lead and the school's first win over an FBS foe. The Bulldogs were a member of the South-eastern Conference (SEC).

>> **NEBRASKA 25, MAINE 7 (2005)**
A 52-yard touchdown catch by Kevin McMahan brought Maine to within 15-7 with 9:00 remaining and almost pulling off one of the biggest upsets in college football history. Nebraska, a member of the Big 12, went on to defeat Michigan in the Alamo Bowl following the regular season.

>> **BOSTON COLLEGE 22, MAINE 0 (2006)**
Maine's special teams were responsible for recovering a fumble on a punt return (Matt King) and blocking a field goal (Mike DeVito). UM held BC under its average for passing yards per game. Boston College, a member of the Atlantic Coast Conference (ACC), went on to defeat Navy in the Meineke Car Care Bowl following the regular season.

>> **CONNECTICUT 38, MAINE 0 (2007)**
Maine trailed just 10-0 with under 2:00 to go in the first half before UConn scored four-straight touchdowns to pull away for the win. Andrew Downey had 13 tackles in the contest to lead the Black Bear defense. UConn, a member of the Big East, competed in the Meineke Car Care Bowl following the regular season.

>> **IOWA 46, MAINE 3 (2008)**
Maine opened the season by battling Big Ten-foe Iowa at Kinnick Stadium. Jhamal Fluellen rushed for 104 yards for Maine, while Brian Harvey booted a 40-yard field goal to account for the Black Bears points. Iowa defeated South Carolina in the Outback Bowl on New Year's Day following the regular season.

>> **SYRACUSE 41, MAINE 24 (2009)**
Maine took a 17-10 lead into halftime courtesy of a Jordan Waxman 35-yard field goal and two touchdown receptions, including a 56-yard bomb, by Landis Williams from Warren Smith. Syracuse would eventually take the lead late in the third quarter, and the Black Bears would not score again until late.

>> **SYRACUSE 38, MAINE 14 (2010)**
The Black Bears took leads of 7-0 and 14-7, but would go down 17-14 at halftime and could not score again. Warren Smith would pass for 127 yards and a score and would rush for the other.

>> **PITTSBURGH 35, MAINE 29 (2011)**
Maine falls behind 35-15 with 8:39 left in the fourth, but storms back with two touchdowns in the final 3:12 and tries an inside kick but can not recover it. Derek Buttles has seven catches for 148 yards and a score.

>> **BOSTON COLLEGE 34, MAINE 3 (2012)**
The Black Bears jumped out to an early 3-0 lead on a 19-yard field goal from Brian Harvey. Michael Cole led the Maine defense with a pair of sacks and a forced fumble. Maurice McDonald caught six passes for 37 yards while David Hood gained 64 yards on the ground.

>> **MAINE 24, MASSACHUSETTS 14 (2013)**
Maine's defense held UMass to just 64-yards rushing at Gillette Stadium as Maine picked up its second-ever victory over an FBS opponent. After falling behind 7-0 early, the Black Bears scored 24 unanswered points to take a 17 point lead into the fourth quarter. Quarterback Marcus Wasilewski paced the offense, going 20-28 for 267 yards while adding 78-yards on the ground and a score.

>> **NORTHWESTERN 35, MAINE 21 (2013)**
A pair of Northwestern defensive scores proved to be the difference, as the Black Bears were edged by #16 Northwestern of the Big Ten. Maine, trailing by 14 at the half, tallied 21 second half points but would come up short in the end. Maine's defense held the Wildcats to 122 yards in the air as the offense outgained NU 379-373. Nigel Jones rushed for 73 yards and a score while Wasilewski passed for 237 yards and two touchdowns; his top target being Justin Perillo who hauled in eight catches for 81-yards and a score.

>> **BOSTON COLLEGE 40, MAINE 10 (2014)**
The Black Bears jumped out to an early 7-0 lead but could not hold on, dropping a 40-10 decision at Boston College. Freshman Micah Wright scored the lone touchdown for the Maine, the first of his career. Davonte Burke, Cabrinni Goncalves and Christophe Mulumba Ishimanga each had nine tackles to lead the defense.

>> **CONNECTICUT 24, MAINE 21 (2016)**
The University of Maine led UConn in the fourth quarter but came up short as a late field goal allowed the Huskies to escape with a 24-21 victory. Maine's defense held UConn to just 162-yards in the air while Najee Goodie's sack-fumble returned 74-yards for a score highlighted the defensive effort.

>> **TOLEDO 45, MAINE 3 (2016)**
The Black Bears jumped out to an early 3-0 lead in their first-ever meeting with Toledo but would not score again. The Rockets reeled off 45 unanswered points to take the victory. Highlighting the day was Christophe Mulumba Ishimanga's game-high 10 tackles.



Rutgers (1991)



Boston College (2006)



Victory at UMass (2013)



Mississippi State (2004)



Pittsburgh (2011)



Northwestern (2013)



Iowa (2008)


The Maine Black Bear football program has never backed down from a challenge. That's why Maine has faced some of the nation's top Division I Football Bowl Subdivision opponents over the past 12 years.

In fact, eight of the last 14 FBS opponents Maine has faced have gone on to compete in a bowl game following the regular season. Four of those 14 have won their respective bowl games, including Nebraska over Michigan in the 2005 Alamo Bowl, Boston College over Navy in the 2006 Meineke Car Care Bowl, Iowa over South Carolina in the 2009 Outback Bowl played on New Year's Day and Syracuse over K-State in the 2010 Pinstripe Bowl held at Yankee Stadium.

One of the greatest moments in Maine football history happened against an FBS opponent. On Sept. 18, 2004, the Black Bears ventured to Starkville, Miss., to face SEC-foe Mississippi State. Ron Whitcomb hooked up with Kevin McMahan on a 15-yard touchdown pass with under two minutes to play to lift Maine to a thrilling 9-7 win over the Bulldogs.

A sold-out crowd of 77,469 fans (the largest crowd to watch a Maine football team) witnessed the Black Bears nearly pull off an upset over Nebraska in Lincoln in the 2005 opener. Maine gave NU all it could handle and trailed by a just a touchdown and two-point conversion late in the contest.

Maine's second-ever FBS victory came at the home of the New England Patriots, Gillette Stadium, as the Black Bears knocked off UMass 24-14. After falling behind 7-0 early, the Black Bears scored 24 unanswered points to take a 17 point lead into the fourth quarter. Quarterback Marcus Wasilewski paced the offense, going 20-28 for 267 yards while adding 78-yards on the ground and a score.





For 19 seasons, Morse Field at Alfond Stadium has served as one of the best CAA football facilities in New England. The facility has been made possible by the generous donation of Harold Alfond, and Phillip and Susan (Keene) Morse. The facility opened on Sept. 12, 1998, as a crowd of 9,244 fans watch the Black Bears defeat longtime rival, New Hampshire by a score of 52-28.

The grandstand has a capacity of 10,000, which was made possible by a \$3.1 million donation from Mr. Alfond. The Morse family donated \$2.15 million for the playing surface, lights and scoreboard. The University Development Office led a fundraising effort with key volunteer leaders to raise additional private funds for the project. The Morse family, again, aided in the enhancements to the facility as they donated money for a new state-of-the-art FieldTurf playing surface, which debuted during the 2008 season. The facility, constructed and designed mostly by in-state companies, was paid for entirely by private donations totaling \$6.1 million. Funds were also raised through brick purchases which are displayed in the Southeast area of the stadium, with people's names or other messages.

While most of the seating in the grandstand is bench style, there are also a number of chairback seats available. The chairs are blue and white and form an "M." The aisles throughout the stadium are wider, allowing for increased traffic flow. All seats provide a clear unobstructed view of the field.

Under the grandstand are concrete structures that serve as men's and women's restrooms, concession stands and a ticket office for game day sales. The elevator is also located under the grandstand, which provides access to handicap seating, luxury boxes and the pressbox.

The pressbox at the top of the grandstand is very spacious. The top level is devoted to the media, who travel across the state to cover the Black Bears on home Saturdays. The lower level has eight luxury boxes, and a University Administration box. Each box is similar to the boxes in Alfond Arena, featuring theatre-style seating and cable TV access. The boxes also have sliding glass doors to allow air circulation and reduce noise.

In 2016, Black Bear Nation set numerous attendance figures at Alfond Stadium. On Oct. 15, homecoming weekend 2016, a record-breaking crowd of 10,443 watched the Black Bears take down No. 17 UAlbany. During the 2016 season, a new season-high attendance of 39,686 came through the gates to watch the Black Bears while an average of 7,936 fans — a new Alfond Stadium record — watched the Black Bears play in five home games.

A crowd of 10,048 spectators were on hand to see Maine make its home debut against Northern Colorado on Sept. 11, 2004. The 2006 season was a special one for the stadium as the facility topped 250,000 fans in attendance since it opened in 1998. The 2007 campaign was also a special year as it marked the 10th anniversary since construction of the stadium was completed and varsity athletic events were held on it. UMaine saw its 500,000th patron come into the stadium during the 2015 season.

The 2013 season was one of the most memorable in Alfond Stadium history as the Black Bears went 5-1 at home, capping the season by hosting the first ever NCAA football playoff game when it welcomed New Hampshire to town for a second round showdown.

More upgrades took place to Alfond Stadium in the spring of 2014 when a generous \$800,000 donation from the Morse Family provided the University with the funds needed to install a new HD video scoreboard. The new scoreboard, approximately 30 feet wide and 20 feet high, included such features as HD video display and instant replay, furthering advancing the fan experience at all home games. The state-of-the-art technology will also provide the opportunity for enhanced fan interaction, including live remote fan shots and video engagement.

ALFOND STADIUM QUICK FACTS

Season	19th
Total Capacity	10,000
Overall Record	57-38 (.600)
First Game	9/12/98 vs. New Hampshire
First Win	9/12/98 vs. New Hampshire, 52-28
First Winning Season	1998 (4-2)
Last Winning Season	2013 (5-1)
Consecutive Winning Seasons	5 (2005–09)
Consecutive Non-Losing Seasons	6 (1998–2003)
Longest Winning Streak	11 (10/28/00–11/9/02)
Largest Single Season Attendance	39,686 (2016)
Largest Average Single Season Attendance	7,936 (2016)
Largest Single Game Attendance	10,443 (vs. UAlbany, 2016)
First Playoff Game	12/7/13 vs. New Hampshire, 27-41 (L)


TOP FOUR LARGEST CROWDS

1. 10,443 (10/15/16 vs. UAlbany)
2. 10,048 (9/11/04 vs. Northern Colorado)
3. 9,345 (8/30/03 vs. Montana)
4. 9,244 (9/12/98 vs. New Hampshire)



Yearly Attendance

Year	Total (Avg.)
1998	34,753 (5,792)
1999	33,416 (5,569)
2000	33,347 (4,763)
2001	24,999 (5,000)
2002	27,969 (5,594)
2003	33,406 (6,701)
2004	33,729 (6,746)
2005	27,072 (5,414)
2006	26,039 (5,208)
2007	27,443 (5,489)
2008	28,160 (4,693)
2009	23,154 (4,631)
2010	29,901 (5,980)
2011	29,015 (5,803)
2012	21,376 (4,275)
2013	36,211 (6,035)
2014	28,286 (5,657)
2015	25,357 (5,071)
2016	39,686 (7,936)
Total	563,319 (5,868)



Alfond Stadium debut on Sept. 12, 1998



Harold Alfond with son Ted



Phil & Susan Morse

#32 John Huard (Alfond Stadium Ring of Honor)

On Aug. 30, 2003, the University of Maine inducted John Huard as its first member of the "Ring of Honor" at Alfond Stadium. Huard (Class of '67) was an All-American and two-time All-Yankee Conference linebacker who went on to play four seasons in the NFL. He helped guide Maine to the Lambert Cup, Yankee Conference title and a berth in the Tangerine Bowl during the 1965 season. He was drafted by the Denver Broncos in the 1967 NFL Draft, and played four-plus seasons in the NFL, including spending some time with the New Orleans Saints before suffering a severe knee injury and achilles tear. He recovered and spent three seasons in the CFL with the Montreal Alouettes and Toronto Argonauts. He returned to Maine and served as an assistant coach of the Black Bears during the 1974-75 seasons. As a head coach, he led Acadia University (Canada) to the 1979 and 1981 national titles in that country. Huard's coaching career continued with stints in the USFL, before he returned to Maine in 1987 to coach Maine Maritime Academy. He led the Mariners to the ECAC Division III Northeast championship in 1993. He is currently the president of Northeast Turf, Hue Inc. The "Ring of Honor" is a public tribute to Maine's gridiron greats, and is located above the east stands inside Alfond Stadium. In 2014, Huard was inducted into the NFF College Football Hall of Fame.



Head Coach Harold Westerman (Alfond Stadium Ring of Honor)

Black Bear football coaching legend Harold Westerman was inducted into the Black Bear football "Ring of Honor" at Alfond Stadium on Sept. 22, 2007. Westerman devoted 33 years to Maine athletics as an assistant coach (1949-50), head coach (1951-66) and athletic director (1967-82). He previously held the school record for most wins as a head coach with 80. He ranks ninth all-time in conference history (Yankee/Atlantic 10/CAA) for conference wins with 41. "Westy" helped head coach Dave Nelson create the Wing-T offense in Orono in 1949. He began his head coaching tenure at Maine in 1951, and produced conference titles in both 1951 and 1952. Westerman was at the head of the program's finest season in 1965, as the Black Bears went 8-2, won the Yankee Conference championship, claimed the Lambert Trophy, and earned a berth in the Tangerine Bowl in Orlando, Fla. The Black Bears became the first school in conference history to claim the NCAA I-AA Lambert Cup Championship. That season saw six players named to the All-Yankee Conference First-Team, while linebacker John Huard was named a consensus All-American. The football program's most valuable player award is also named in Westerman's honor.



#86 Thurlow Cooper (Alfond Stadium Ring of Honor)

Former two-time All-Conference player Thurlow Cooper was inducted into the Maine football "Ring of Honor" at Alfond Stadium on Oct. 15, 2011. Cooper, class of 1957, who played from 1954-56, was a two-time All-Yankee Conference end. He amassed 29 catches for 518 yards and eight scores while leading the team to a 15-5-1 record while he was on the team and captained the squad his senior season. Following his Black Bear career, Cooper was drafted in the 16th round of the 1956 NFL Draft by the Cleveland Browns. Cooper would go on to play for the New York Titans of the American Football League, playing in 41 career games and making 36 catches for 491 yards and eight touchdowns. He was inducted into the University of Maine Sports Hall of Fame in 1988. He was inducted posthumously into the "Ring of Honor" as he passed away in 2008 but members of his family were on hand for the induction.



#89 Chris Keating (Alfond Stadium Ring of Honor)

Chris Keating was inducted into the Maine football "Ring of Honor" on Oct. 15, 2011. Keating, class of 1979, led the team in tackles for three-straight seasons. In 1976, he notched 197 tackles and four interceptions while earning All-New England honors. He followed that up with 138 tackles in 1977 and in 1978 was named an All-East linebacker before signing with the Buffalo Bills. Keating would go on to play six seasons and 74 games with the Bills and 10 games with the Washington Redskins, amassing a pair of sacks and three interceptions. Following his playing days, Keating would have a successful career in finance where he was Senior Vice President of Riversource Financial Services and is now Managing Director of Global Sales and Distribution for Cutwater Asset Management. Keating's son, Conor, followed in his footsteps, and played fullback for the Black Bears from 2007-10. Chris Keating was also inducted into the UMaine Sports Hall of Fame in 1991.



The Mahaney Dome



Black Bear student-athletes who play football, soccer, baseball or softball have an indoor practice facility complete with a state-of-the-art FieldTurf surface. The air-supported Mahaney Dome provides a useful venue for various other University of Maine activities. The late Larry Mahaney, the Maine graduate for whom the Black Bears baseball facility is named after, provided approximately \$1 million required to construct the dome. Mahaney joined University of Maine President Robert Kennedy and Athletic Director Blake James, along with other University officials, for a ceremonial groundbreaking on Sept. 14, 2005, at the construction site. The structure is 200' x 200', and stands 55-feet high in the center. It is usable year-round, in all weather conditions. Mr. Mahaney passed away in February 2006. However, a ceremony titled "Celebrating the Life of Larry Mahaney" was held in May 2006. The event, which featured special guest Dick Enberg, honored Mr. Mahaney by naming the structure in his honor.

Five Black Bears have been finalists in national player-of-the-year voting



Stephen Cooper (Buck Buchanan Award)

Stephen Cooper was named a finalist for the Buck Buchanan Award in both 2001 and 2002. The award is presented annually to the nation's most outstanding defensive player at the Division I Football Championship Subdivision level. Cooper's best finish in the voting was a fifth-place honor in 2002.

Marcus Williams was a finalist for the Walter Payton Award in 2003, finishing 15th. The award is presented annually to the nation's most outstanding offensive player at the Division I Football Championship Subdivision level. Williams rushed for 1,284 yards and averaged 5.2 yards per carry that season.



Marcus Williams (Walter Payton Award)



Matt King was a finalist for the Buck Buchanan Award in 2006, finishing sixth overall in the voting. King led the Atlantic 10 in sacks and tackles for loss, while also ranking third in the nation in quarterback drops behind the line of scrimmage. King totaled 112 points and four first-place votes in the voting.

Christophe Mulumba Tshimanga was a finalist for the Jerry Rice FCS Rookie of the Year award in 2013, finishing sixth overall in voting. Mulumba Tshimanga was named CAA Defensive Rookie of the Year after leading all newcomers in tackles (118). Mulumba Tshimanga received four first-place votes and 119 total points.



Jovan Belcher was a finalist for the Buck Buchanan Award in 2008, finishing second overall in the voting. It was the highest finish ever for a Black Bear in a national player-of-the-year vote. Belcher was named the 2008 CAA Defensive Player of the Year after leading the league in tackles for loss following the regular season.



CAA Football is one of the, if not the, toughest Division I FCS conferences in America. The league has produced five national champions since 2000 and four additional berths in the national title game during that time. Competing in a league as stellar as the CAA is an exciting challenge. For Maine, the Black Bears have met that challenge since 2000 and have produced solid results, a winning record, three conference titles and five NCAA playoff appearances.

Record

Rank	Team	Wins	Losses	Winning
1.	New Hampshire	130	73	64%
2.	James Madison	128	72	64%
3.	Villanova	122	74	62%
4.	Delaware	118	82	59%
5.	Richmond	117	85	58%
6.	Maine	105	86	55%
7.	William & Mary	104	87	54%
8.	Towson	65	79	45%
9.	Rhode Island	55	133	29%

NCAA Playoff Appearances

Rank	Team	Total #
1.	New Hampshire	13
2.	James Madison, Richmond	8
3.	Villanova	7
T5.	Maine, Delaware, William & Mary	5
T8.	Towson, Stony Brook	2
10.	UAlbany	1
T11.	Rhode Island, Elon	0





6 NATIONAL CHAMPIONS

5 NATIONAL CHAMPION RUNNERS-UP

373 ALL-AMERICANS

112 NFL DRAFT PICKS

26 CONSECUTIVE YEARS WITH AN NCAA PLAYOFF BERTH

98 NCAA PLAYOFF BERTHS

68 NCAA PLAYOFF WINS OVER THE LAST 13 YEARS

8 WALTER PAYTON AWARDS

7 EDDIE ROBINSON NATIONAL COACH OF THE YEAR AWARDS

42 LAMBERT CUPS

7 AFCA NATIONAL COACH OF THE YEAR AWARDS

8 MEMBERS OF THE COLLEGE FOOTBALL HALL OF FAME

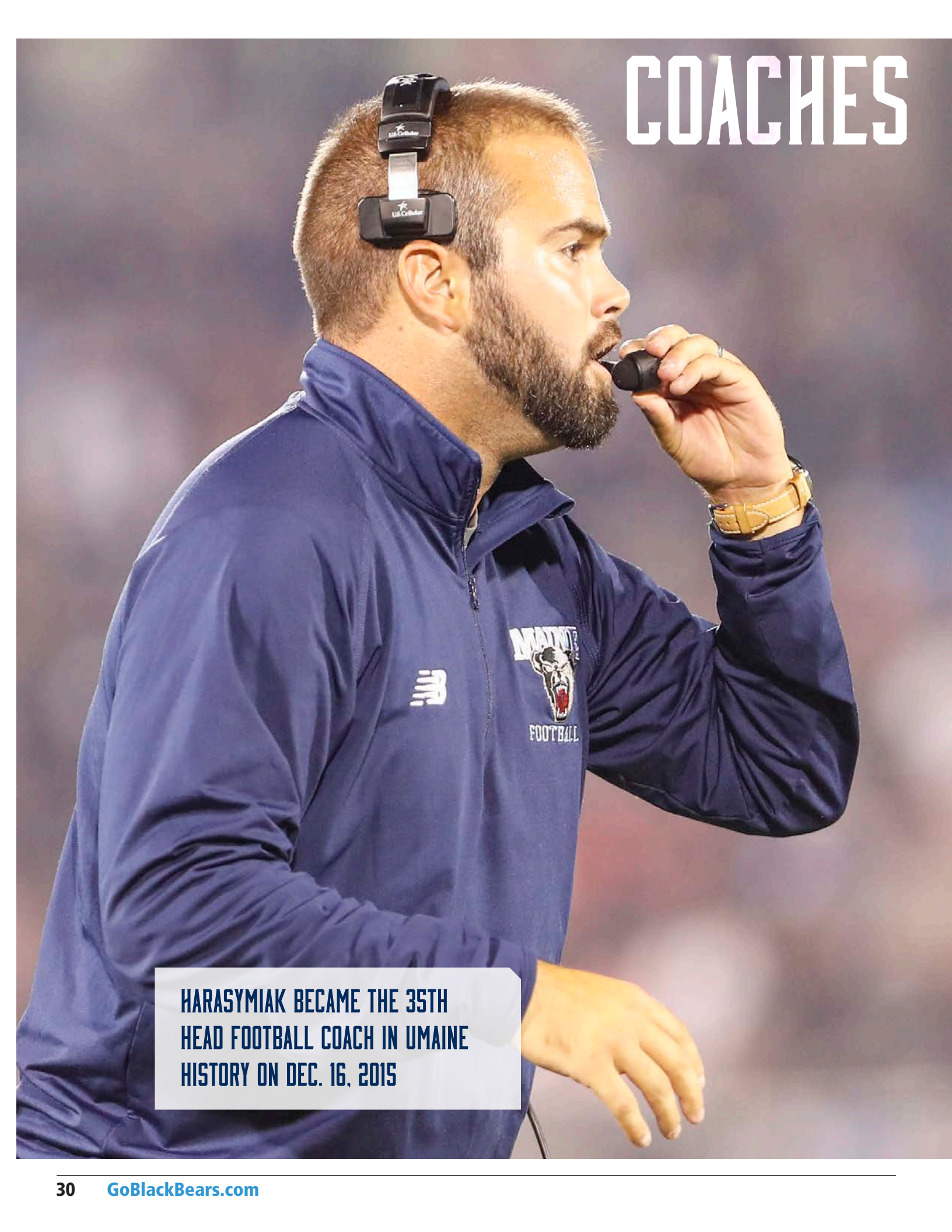
3 BUCK BUCHANAN AWARDS

114 SEASON-ENDING TOP 25 NATIONAL RANKINGS

99 ALL-TIME NCAA PLAYOFF WINS



COACHES



**HARASYMIAK BECAME THE 35TH
HEAD FOOTBALL COACH IN MAINE
HISTORY ON DEC. 16, 2015**

JOE HARASYMIAK, HEAD COACH

On Dec. 16, 2015, University of Maine Director of Athletics Karlton Creech named Joe Harasymiak (HAIR-ah-sim-ee-ack) the new University of Maine football head coach, effective Jan. 1, 2016.

In his first year at the helm, Harasymiak guided the Black Bears to a 6-5 mark, including a 5-3 record in Colonial Athletic Association (CAA) action. Harasymiak, whose team was predicted to finish seventh in the league, ended the year fifth in the CAA standings, totaling the school's most league wins since Maine's CAA title season in 2013. Maine's six wins doubled its total from the year prior while its fifth place league finish jumped five spots from the 2015 season.

Harasymiak, who assumed the role as interim head coach on Nov. 24, 2015, became the 35th head coach in the 124th season of football at the University of Maine. Following a national search, Harasymiak emerged as the top candidate out of four finalists.

Prior to his time in the interim role, Harasymiak served the past two seasons as the defensive coordinator and linebackers coach with the Black Bears. Under Harasymiak's eye, UMaine's defense ranked in the top three of the Colonial Athletic Association (CAA) and top 20 nationally in total defense. Harasymiak mentored six all-conference players during his time as defensive coordinator.

Harasymiak was hired by the University of Maine in Feb. 2011 as a defensive assistant with the defensive backs. While an assistant with the defense, Harasymiak coached the Black Bears to the #1 ranked CAA pass defense while working closely with all-conference performer and NFL 4th Round selection, Jerron McMillian.

In April of 2012, Harasymiak was promoted to head defensive backs coach where he mentored the CAA's top ranked pass defense in 2013 and coached all-conference member Kendall James who was selected in the sixth round of the NFL draft.

Before his time at UMaine, Harasymiak served as a graduate assistant coach with the wide receivers and quarterbacks at his alma mater, Springfield College and was an assistant coach at Maine Maritime Academy in 2008.


Harasymiak earned his Bachelor of Science in Physical Education from Springfield College in 2008. While at Springfield, he was a captain of the Pride football team in 2007.

"Coach Harasymiak presented a clear vision for what he felt like Maine football could continue to be and then grow under his leadership. He had the advantage of knowing the program inside and out. When you're around him, you can feel it. We all talk about 'it,' and it's hard to put your finger on, but he's got it. He's got great presence and energy and we are excited for the future of Maine football."

Karlton Creech, UMaine Director of Athletics

"The University of Maine football program is extremely important to me. I would not have left my position as head coach if I did not have full confidence that the program was in the right hands. Coach Harasymiak is the right man for the job. His passion and commitment to excellence is one that will transfer to the players and staff. I'm excited for the future of Maine football under Coach Harasymiak's leadership."

Jack Cosgrove, Maine Football Head Coach, 1993–2015



QUICK FACTS

BIRTHDATE

June 23, 1986 (31 years old)

BIRTHPLACE

Ridgewood, New Jersey

GREW-UP

Waldwick, New Jersey

FAMILY

Brittany Harasymiak (Wife)
Sophie (Daughter)

HIGH SCHOOL

Waldwick HS, New Jersey

COLLEGE

Springfield College '08
B.S. in Physical Education
Captain, Springfield Football '07

COACHING EXPERIENCE

2015

UMaine Head Coach

2014–15

UMaine Defensive Coordinators/
Linebackers

2012–13

UMaine Defensive Backs

2011

UMaine Defensive Assistant/
Defensive Backs

2009–10

Springfield College, Georgia
Wide Receivers/Quarterbacks

2008

Maine Maritime Academy
Assistant Coach



LIAM COEN

OFFENSIVE COORDINATOR / QBs

- Second season at UMaine
- Hired on Feb. 1, 2016
- Pass Game Coordinator/QBs at UMass
- Four-year QB coach at Brown
- One-year QB coach at Rhode Island
- Two-time Walter Payton Award candidate, multiple record holder as QB at UMass
- Has produced 5 All-Conference honors at Maine

Liam Coen began his role as offensive coordinator on Feb. 1, 2016.

In his first year as offensive coordinator, Coen introduced a new offense to the Black Bears and the results were impressively positive. Maine improved statistically across the board, jumping over 7.0 points per game in scoring offense from the year prior as well as gaining in rushing yards per game, total offense and finished the year as the third best pass offense in the league. The offensive number productions were Maine's highest across the board since its 2013 CAA championship season. Individually, Coen played a large part in mentoring senior quarterback Dan Collins to an all-conference season which saw him produce career-highs in several categories.

Coen joined the Black Bears' staff after most recently serving a year as the pass game coordinator and quarterbacks coach at UMass. While in his previous role, Coen mentored first team All-MAC quarterback Blake Frohnapfel. Under Coen's guidance, Frohnapfel was selected to compete in the East-West Shrine Game.

Prior to his time on staff at UMass, Coen spent a total of four seasons, over two stints, as the quarterbacks coach at Brown. In his time at Brown, Coen assisted the offensive coordinator with pass game and weekly offensive game planning. During the 2010, Coen's assistance on offense helped lead the Bears to the Ivy League's top passing game, averaging 244.3 yards. In 2011, he served as the quarterbacks coach at Rhode Island where his first and second-string quarterbacks both ranked in the top 10 in the Colonial Athletic Association (CAA) in total offense.

Coen came to Maine very familiar with the CAA as he was a four-year starter at quarterback with UMass from 2004-08. Coen holds nearly every career UMass passing record including most yards gained (11,031), highest passing efficiency (152.92), completion percentage (63.9), completions (830) and touchdowns (90). In 2006 and 2007, Coen led the Minutemen to conference championships and guided UMass to a NCAA Football Championship Subdivision (FCS) National runner-up finish. During his career, he was honored with the Harry Agganis/Harold Zimman Award as the Outstanding Senior in New England Football. A two-time Walter Payton Award candidate, he earned All-CAA Second-Team honors in 2008. Following his time at UMass, Coen played quarterback with the Alabama Vipers of the Arena Football League in 2009.

Coen, a Newport, R.I. native, was born in Warwick, R.I. and played high school football for his father, Tim Coen, at La Salle Academy in Providence, R.I. In his senior year, Coen was named Gatorade Player of the Year and an All-State selection. Coen graduated from UMass in December of 2008 with a Bachelors degree in Communications.



COREY HETHERMAN

DEFENSIVE COORDINATOR / DEFENSIVE LINE

- Third season at UMaine
- Promoted to Defensive Coordinator in Spring of 2014
- Promoted to Defensive Backs coach in Spring of 2012
- Has produced 11 All-Conference honors; 1 NFL Free Agent at Maine

Corey Hetherman was promoted to defensive coordinator on Feb. 1, 2016. Hetherman joined the Black Bears' staff for the 2015 season when he was hired as Maine's defensive line coach.

In his first year as defensive coordinator, the Black Hole defense ranked third in the league in pass defense, allowing just 217.1 yards per game through the air. Hetherman, who worked closely with the defensive line, helped mentor NFL free agent Pat Ricard. Ricard also earned CAA all-conference honors after ranking fifth in the league in sacks and finishing as the CAA runner-up with 15.5 tackles for loss.

In 2015, under Hetherman's guidance, the Black Bears defense ranked second in the league in rush yards allowed, surrendering just 110.8 yards per game. The Black Hole defense also finished second in the Colonial Athletic Association in sacks, totaling 32 in 11 games. Maine produced a pair of first team all-conference linemen under Hetherman's direction in Trevor Bates and Pat Ricard. Ricard and Bates ranked first and third in the league in tackles for loss with 16.5 and 14.5, respectively. The duo also racked up a total of 14.5 sacks. Bates was drafted in the seventh round of the 2016 NFL Draft to the Indianapolis Colts.

Hetherman spent the 2014 season as the defensive coordinator and linebackers coach at Pace University where he was in charge of developing and implementing the defensive game plan. At Pace, Hetherman also formatted the team's PAT and field goal block design and was responsible for all defensive recruits.

Prior to his time at Pace, Hetherman spent a year at Old Dominion as the defensive run game coordinator and linebackers assistant coach. While at Old Dominion, Hetherman mentored two-time Colonial Athletic Association All-Conference linebacker Craig Wilkins. Before his promotion at ODU, Hetherman coached the outside linebackers for the Monarchs after spending 2009-10 coaching the rovers at Northeastern University.

Hetherman got his start in college coaching as a graduate assistant at Springfield College from 2007-09 and also spent a year coaching overseas for the Wuerzburg Panthers.

As a player, Hetherman was a three year starter at quarterback for Fitchburg State and was elected captain by his teammates for the 2005 season. Hetherman went 21-11 under center for Fitchburg State, leading the team to two MASCAC Championships, two NEFC Championship games and two ECAC Bowl games. After college, Hetherman spent a year with the Carinthian Black Lions of the Austrian Football League and played the 2007 season with the Wuerzburg Panthers of the German Football League. Hetherman graduated from Fitchburg State with a bachelor of science in Secondary Education and is in the process of obtaining his masters of physical education in athletic administration.



NICK CHARLTON

SPECIAL TEAMS COORDINATOR / WIDE RECEIVERS

- Third season at UMaine
- Promoted to Special Teams Coordinator in spring of 2016
- Has mentored 3 all-conference receivers, 2 all-conference STs at Maine

Nick Charlton was named Special Teams Coordinator on April 1, 2016.

Under Charlton's tutelage in 2016, Maine's wide receiver unit produced continued to grow as Maine ranked third in the league in pass offense. Despite playing in only nine games, Micah Wright ranked in the top five of league leaders in receiving yards per game and receptions per game. Charlton's guidance helped Wright to an All-American honorable mention accolade as well as an all-conference first team selection.

Aside from the production he mentored at the wide receiver position, Charlton also made large strides with Maine's special teams unit in his first year as coordinator. Maine's kickoff unit ranked second in the CAA while the punt return team finished third in the league. Wright, who earned a second team all-conference nod at punt return, led the league in punt return average. Earnest Edwards also earned an all-conference honor for his performance on kickoff return. Each player was also honored as CAA Special Teams Player of the Week.

Charlton joined the University of Maine in the spring of 2015 as Wide Receivers coach. In 2014, Charlton led one of only two receiver units in the CAA with two All-Conference performers. Micah Wright recorded the best statistical season for a freshman receiver in Maine history. Wright recorded 61 receptions, 818 yards, and five touchdowns while earning second team All-CAA honors. Jordan Dunn was also named third team All-CAA with 56 receptions, 595 yards, and three touchdowns.

Charlton came to Maine after serving three years at Boston College as a graduate assistant under head coach Steve Addazio and Offensive Coordinator Ryan Day, where he worked specifically on offense with the quarterbacks in 2014. Charlton helped mentor Boston College quarterback and Pittsburgh Steelers signee, Tyler Murphy, who set the ACC single season quarterback rushing record with 1,184 yards.

During the 2013 campaign, Charlton was a part of a Boston College offense that manufactured a record setting rushing attack, with Heisman Trophy finalist Andre Williams and three future NFL offensive linemen. Also in 2013, Charlton assisted in coaching Boston College's all-time leading receiver, Alex Amidon, and future San Diego Charger quarterback, Chase Rettig. Charlton, as part of back-to-back bowl appearances with the Eagles, participated in the Advocare V100 Bowl and the New Era PinStripe Bowl.

In 2012, Charlton served as the recruiting graduate assistant and assistant to the Special Teams Coordinator. Charlton graduated from Boston College in 2011 with a Bachelor's degree in philosophy and received his Master's degree from Boston College's Woods School of Advancing Studies.

Charlton is a native of Salem, Mass. and currently resides in Brewer, Maine with his wife, Maria.



BRIAN PICUCCI

OFFENSIVE LINE/RUN GAME COORDINATOR

- Second season at UMaine // 21st overall
- UMass OC (2009-12)
- Stints at UMass, Northeastern, Central Conn. State
- Played FB/TE at Syracuse - 4-time Bowl Winner

Brian Picucci joined the Black Bear staff in August of 2016, coming to Maine with a wealth of 19 years of coaching experience. During his career, Picucci has mentored 32 all-conference players, 11 All-Americans and Pro-Bowl selection and Super Bowl champion, Victor Cruz.

In his first year at Maine, Picucci mentored a running back unit which ended the season averaging over 25-yards per game higher than the previous year. Picucci played a heavy role in the production of freshman back Josh Mack, who led Maine in rushing while achieving several accolades including a FCS Freshman All-American honorable mention.

Picucci's longest coaching tenure came at UMass where he spent 11 total years (1998-99, 2004-12) on the Minutemen staff. Picucci was the run game coordinators/offensive line coach from 2004-08 in Amherst before being promoted to offensive coordinator in 2009; a position he held until 2012. While at UMass, Picucci's squad led the CAA in total offense in 2009 and 2010 and led the league in pass offense in 2010. Picucci mentored a 1,000-yard rusher in seven of his eight seasons and led UMass to the 2006 National Championship and conference titles in back-to-back years (2006-07). During his first stint at UMass (1998-99), Picucci assisted with the offensive line (1998) and coached the interior defensive line (1999). In 1998, he helped coach UMass to the 1998 1-AA National Championship.

Picucci, who coached current Maine offensive coordinator Liam Coen at UMass, began his coaching career at Southern Connecticut State in 1994 before joining the Minutemen in an assistant offensive line role in 1998.

He left UMass in 1999 to take a role as the run game coordinator and offensive line coach at Northeastern. During his years with the Huskies (2000-03), Picucci helped guide Northeastern to its first Atlantic-10 Championship and Division-I AA playoff berth in school history (2002).

Picucci returned to UMass in 2004, where he would mentor 19 All-Conference players and eight All-Americans from 2004-11. He accepted his first head coaching position in 2013 when he took an interim role at the helm of Central Connecticut State. Picucci was quick to continue his offensive success as his team led the NEC in total offense during his first season while the offensive line, under his guidance, led all of FCS football in fewest sacks allowed (5).

Picucci joined Widener University in 2014, spending a year as its offensive coordinator/offensive line coach. The Pride went 12-1 during his tenure, capturing the MAC Championship and making it to the NCAA D-III quarterfinals and achieving a No. 10 national

Prior to joining Maine, Picucci guided the offense at Becker College in Leicester, Mass during the 2015 season. Becker, which went 1-9 in 2014, averaged 33.0 points per game under Picucci and finished the year 7-3 while setting 46-school records and leading the league in total offense.

Picucci graduated from Syracuse University with a Bachelor of Science in Education in 1994. While at Syracuse, Picucci earned three varsity letters with the Orange as a fullback/tight end (1989-93) and was a member of four victorious bowl teams (Peach, Aloha, Hall of Fame, Fiesta).



MATT BIRKETT

DEFENSIVE BACKS

- Sixth season at UMaine
- Promoted to Cornerbacks coach in the spring of 2014
- Worked with RBs/TEs in his first two years at Maine
- Mentored 3 all-conference picks, 1 CFL free agent at Maine

Matt Birkett is currently in his sixth year on the Maine Football Staff. Birkett was promoted to Cornerbacks coach in the Spring of 2014. He spent his second season at UMaine coaching the running backs in and worked with the tight ends during his first season with the Black Bears in 2012.

In 2016, Birkett continued to build upon Maine's recent trend of having one of the top defensive secondary units in the CAA. Individually, Birkett worked closely with All-CAA third team selection Najee Goode.

During the 2015 season, Birkett mentored a young cornerback tandem which was led by the senior leadership of Sherrod Baltimore. Birkett's corners assisted Maine to the third ranked total defense in the CAA (316.8 ypg). Specifically, Maine hauled down 12 interceptions, including five coming from the cornerback position. Senior Baltimore pulled down a pair of picks against Rhode Island while underclassman Jeffery DeVaughn (2) and Najee Goode (1) added three picks.

In 2014, Birkett focused on the secondary and Maine's corners, helping guide the Black Bears to a second-best ranking in the CAA in total defense (15th nationally) and the top-rank in the league for defensive pass efficiency (8th nationally). During that season, Maine ranked second in the league in pass defense, allowing just 172.2 yards per game with 14 interceptions. Birkett worked closely with all-conference selection Axel Ofori.

During the 2013 campaign, Birkett assisted the Black Bears to the fifth-ranked rushing offense (174.5) while the Black Bears produced the fifth most rushing touchdowns (21). Individually, Birkett guided senior Rickey Stevens to a 700+ yard rushing season while also assisting a pair of 500+ yard rushers in Nigel Jones (596) and Marcus Wasilewski (532). Jones ranked tied for fifth in the league with eight rushing touchdowns.

In his first season on staff at Maine, Birkett coached All-CAA member Justin Perillo, who finished second on the team with five receiving touchdowns and later moved on to a free agent deal with the Green Bay Packers.

Birkett came to Maine from Chaminade High School in California where he was the defensive backs coach and helped the team to a 10-2 record and a CIF semi-final appearance. Birkett spent the 2010 campaign working for UCLA from the Pac-12 where he worked with the football team's video department.

Prior to going to the Bruins, he coached the wide receivers for Pac-Five High School in Hawaii in 2008 and 2009. Pac-Five led the state in receiving yards both seasons.

Birkett spent the 2007 season working at Rindge and Latin High School in Massachusetts. He served as an assistant coach working with the wide receivers.

An Edinboro College graduate in 2003, he led the Scots to a PSAC title and previously played at Rhode Island where he was named the team's Co-MVP in 1999.

Birkett resides in Bangor with his wife, Sara. He is the proud father of son Justus, daughter Mischa, daughter Siena and a baby-boy Massai who was born in May of 2016.



MICHAEL RYAN

INSIDE LINEBACKERS / RECRUITING COORDINATOR

- Fourth season at UMaine
- Promoted to recruiting coordinator in the summer of 2016
- Summer Camp Coordinator
- Mentored 3 all-conference selections at Maine, 1 CFL draftee

Michael Ryan is currently in his fourth year on the Maine Football Coaching Staff. Ryan was promoted to recruiting coordinator in the summer of 2016 and originally joined the staff in the summer of 2014. Ryan currently serves as the inside linebackers coach.

After spending a year working with the outside linebackers, Ryan moved inside where he closely developed All-CAA and Canadian Football League draftee Christophe Mulumba Tshimanga. Ryan also coordinated the recruiting efforts behind the process of signing Maine's highly touted incoming class of 15 newcomers and three transfers.

In 2015, Ryan's focus was with the outside linebackers. His assistance led the Maine defense to a second-ranked CAA rush defense (110.8), second in the CAA in sacks (32) and third in total defense (316.8). Specifically, Ryan mentored senior Cabrinni Goncalves, a leader on defense and Maine's third-ranked tackler with 57 stops. Ryan also developed future standouts Sterling Sheffield (16 tackles, 2.5 sacks, one interception) and Ben Davis.

In 2014, Ryan assisted then defensive line coach Jordan Stevens where he helped mentored all-conference selection Trevor Bates. Ryan worked with a defense which ranked second in the CAA in total defense (316.7) and fourth in the league in rush defense (144.5). The Black Bears accumulated 26 sacks in 2014.

Ryan joined the UMaine staff after spending three years as a defensive assistant with the outside linebackers at Trinity College. While at Trinity, Ryan mentored three all conference selections while also helping lead the team to an undefeated 2012 NESCAC Championship season.

Prior to his time at Trinity, Ryan served as a defensive assistant with the safeties at Bates College in Lewiston, Maine.

Ryan, a 2011 graduate of UConn, spent three seasons as a student assistant, working with the defensive line and inside linebackers, at his alma mater. During his time at UConn, Ryan was a part of a three Huskies' bowl appearances including the 2009 International Bowl, the 2012 Papa John's Bowl and the 2011 BCS Tostitoes Fiesta Bowl while also serving as part of the 2010 Big East Champion staff.

Ryan earned his bachelor of science in coaching and administration from UConn in 2011 and is pursuing his master of arts in public policy from Trinity College.



JARED KEYTE

OUTSIDE LINEBACKERS

- Second season at UMaine
- Defensive quality control at Rutgers
- Mentored Rutgers all-conference linebacker Steve Longa, who finished 5th in the nation in solo tackles
- QBs coach at Utica
- Four-year QB player at Utica

Jared Keyte join the UMaine staff in 2016 after serving as defensive quality control at Rutgers University in 2015, working specifically with a linebacker group led by All-Conference selection Steve Longa, who finished 5th in the nation in solo tackles.

In 2017, Keyte guided Sterling Sheffield to an All-CAA third team selection. Sheffield, who ranked third on the team in tackles, second in TFLs and second in sacks, will be looked upon as the defenses' signal calling leader in 2017.

Prior to Rutgers Keyte served as a graduate assistant at Springfield College working with the defensive backs in 2013, and working with the linebackers while co-coordinating the defense in the absence of Defensive Coordinator Jack Holik in 2014.

In 2012, Keyte coached the quarterbacks at Utica College, after playing the same position for four years. He assisted in coaching a group that led the league in scoring offense, total offense, passing touchdowns, passing efficiency, and the Empire 8 Player of the Year in quarterback Andrew Benkwitt.

Keyte, a Holland Patent, N.Y. native, graduated in the spring of 2012 with his bachelors in criminal justice at Utica College, while playing quarterback for the Pioneers for four years.



PAT DENECKE

TIGHT ENDS

- Second season at UMaine
- Three seasons as a GA at Nevada
- Mentored eight All-Mountain West players
- Three seasons as OL coach at Bethany
- Played OL at Washington and Jefferson

Pat Denecke began his time at the University of Maine in 2016 as the tight ends coach. A former collegiate offensive lineman, Denecke arrived at Maine after spending the last three seasons as a graduate assistant coach at the University of Nevada. During his time in Reno, Denecke worked with the Defensive Line, Tight Ends, and Offensive Line.

In his first year at Maine, the Black Bears introduced a new offense which looked to get the big skill position more involved. Denecke mentored the tight end and fulback position through the transition to a new offensive scheme which saw senior Jeremy Salmon haul in 10 catches for 124-yards to lead the pack.


In three seasons with the Wolf Pack, Denecke helped eight players earn All-Mountain West honors. While working with the offensive line in 2015, Nevada was one of only two teams in FBS to have two 1,000 yard rushers in the regular season. With Denecke's assistance, Nevada's defense lowered its points allowed per game margin in consecutive seasons in 2013 and 2014.

Denecke's coaching career began in 2010 at Bethany College, where he spent three seasons as the Bison's offensive line coach. BC's front line plowed the way for the team to rush for 2,024 yards in 2010, the second-most in a season by a BC team in school history, in Denecke's first season with the program.

The 2011 season was another strong year for Bethany, as it ranked second in the conference in rushing, while a pair of linemen earned all-conference accolades. Denecke's offensive line paved the way for another record breaking season in 2012. The Bison offense broke nearly every single season passing record in school history, ending the season with a trio of linemen on the All-PAC teams.

Denecke completed his playing career at Washington and Jefferson in the fall of 2009, where he capped his collegiate career as a three-year letterman and two-year starter on the offensive line. He helped the Presidents post a 40-7 record with two conference titles and four trips to the NCAA Playoffs. Denecke led Washington and Jefferson to the quarterfinal round in the 2008 season.

A native of Hamburg, N.Y., Denecke graduated from Washington and Jefferson in 2010 with a bachelor's degree in Business Administration. He recently completed a Master of Arts in Educational Leadership from Nevada in 2015 and also has a Master of Arts in Teaching from Bethany College.



JUSTIN FLORES

RUNNING BACKS

- First season at UMaine
- Spent a year as running backs coach at Bentley
- Northeast Sports Consultants scout (Dec. 15 - Feb. 16)
- Four-year letterwinner at UMaine (2012-15)
- Played WR/PR during his time with the Black Bears

Justin Flores enters his first season on staff at the University of Maine as running backs coach.

Prior to joining the Black Bear staff, Flores spent the 2016 season as the running back and special teams assistant coach at Bentley University. While at Bentley, Flores aided in the weekly special teams and offensive game plans.

Flores also had a stint with Northeast Sports Consultants where he aided ESPN Recruiting Nation with highlight video and breakdown and wrote scouting reports on high school players for the National Collegiate Scouting Association.

Flores played for the Black Bears from 2012-15, earning a letter each of his four years. While at Maine, Flores competed as a wide receiver and punt returner. He appeared in 31 games and compiled seven catches for 58-yards while adding 43 punt returns totaling 207-yards. Flores was a member of UMaine’s 2013 CAA title team.

Flores graduated from UMaine in the fall of 2015 with a Bachelor of Arts in sociology and a minor in political science.



ANDREW KUKESH

ASSISTANT DEFENSIVE BACKS

- First season at UMaine
- Defensive Assistant at Yale
- Two years at Trinity College (GA) - OLB, CB
- Four-year starter at Bates College

Andrew Kukesh enters his first season at the University of Maine as the assistant defensive backs/safeties coach. Kukesh comes to Maine after serving as a defensive assistant at Yale University, where he worked primarily with the defensive line.

Prior to his time at Yale, Kukesh spent two seasons at Trinity College as a graduate assistant where he coached both the outside linebackers and the cornerbacks. In 2016, Kukesh mentored two all-conference selections at cornerback while helping guide the team to an undefeated NESCAC championship.

As a player, Kukesh was a four year starter at safety for Bates College and was elected captain by his teammates for the 2013 season. While at Bates, Kukesh was a three time All-NESCAC selection, a two time All-East Region selection and was named to the NEFW Division II/III All-New England Team in 2013.

A native of Exeter, N.H., Kukesh holds a Bachelor of Arts degree in economics from Bates College and a Master of Arts degree in public policy from Trinity College.



JOSH HEINRICH

DIRECTOR OF PLAYER PERSONNEL / VIDEO COORDINATOR

- Second season at UMaine
- Former Director of Ops at Fordham

Josh Heinrich, who started his time at Maine in August of 2016, is currently in his second year on staff. Heinrich has a heavy hand in Maine’s team film as well as home and away operations duties.

Heinrich came to UMaine after a year stint with Fordham working within football operations, recruiting and video assistance. While at Fordham, Heinrich maintained and updated recruiting databases, provided visual marketing supplements for recruits, provided practice film and played a key part in recruit visits.

During his time as a student at the State University of New York at Cortland, Heinrich served three seasons as a quality control coach - video coordinator. As a member of the Red Dragons’ staff, he supervised a staff of 10 managers and was directly responsible for all film duties.

Heinrich has one season of professional experience after spending the 2013-14 NFL season on the New York Jets game day operations staff where he assisted with several promotional items and prepared the field conditions for practices. Heinrich obtained his Bachelor of Science in Sport Management from SUNY Cortland in 2015.

JON LYNCH

SPORTS PERFORMANCE COACH

- Third season at UMaine
- Second season with football
- S&C stints at Northeastern, Central CT State, UConn and UCLA
- Westfield State undergrad



Jon Lynch is in his second year as football strength and conditioning coach and his third year at Maine. Lynch came to the University of Maine after a year-long stint as an assistant strength and conditioning coach at Northeastern University. In this role, he was primarily responsible for assisting with the Northeastern Men's and Women's Hockey Ice Training; as well as the training of Track and Field, Volleyball, and Women's Crew programs.

Prior to this, Jon completed the graduate assistant program strength and conditioning program at Central Connecticut State University receiving a master's degree in Human Performance. At Central Connecticut, Lynch was responsible for the program design and implementation of the Blue Devil's Men and Women's Soccer, Men and Women's Golf, Thrower's and Distance programs. Lynch also has sports performance experience working with Division 1 collegiate athletics at the University of Connecticut, The University of California: Los Angeles, as well as the National Strength and Conditioning Association (NSCA).

Lynch completed his undergraduate degree at Westfield State University, majoring in health fitness. He also served as a linebacker on the varsity football squad. Coach Lynch is certified as a strength and conditioning specialist with distinction (CSCS*D) through the NSCA. He also holds CPR/AED and first-aid certifications.

CAREN FORD

DIRECTOR OF FOOTBALL OPERATIONS

- 19th season at UMaine

Caren Ford (Katherine Gibbs '82) enters her 19th season at UMaine. Ford's primary responsibilities as Director of Football Operations include management of the team budget, coordination of team travel, organizing the annual golf tournament and senior banquet, as well as assisting with recruiting and summer football camps. Ford also manages all aspects of day-to-day football operations.

Prior to her joining the Football Program, Ford served as the Assistant to the Commissioner of the America East Conference from 1988-98.

Ford is the daughter of Stu Haskell, who served the University of Maine athletic department in several capacities, including Director of Athletics from 1982-87.

Ford and her husband, Chris, live in Old Town. They have one daughter, Abbie, who, along with her husband Josh, are the parents of nine year old Connor.

RYAN TAYLOR

HEAD ATHLETIC TRAINER

- 10th season at UMaine
- Toledo '92

Ryan Taylor, ATC, is the head athletic trainer for the University of Maine and covers the football team. Taylor is in his 10th season at UMaine.



A native of Willoughby, Ohio, he received his bachelors of Education degree from the University of Toledo in 1992. His earned his master's degree in education from Southern Illinois University – Carbondale where he was a graduate assistant working with traumatic sport injury rehabilitations for University athletes, students and community members.

In addition to covering Black Bear athletic teams Ryan teaches and supervises student athletic trainers. He is a member of the National Athletic Trainers' Association, Maine Athletic Trainers' Association and College Athletic Trainers' Society.

Taylor and his wife, Amy, reside in Hermon with their children son Bryce (16), and daughter, Jillian (14).

PETE KUDLA

ASSISTANT EQUIPMENT MANAGER

- First season at UMaine





MARQUISE ADAMS

WR

SR / 6'0" / 185

NEWARK, NJ / EAST ORANGE

13

2016: Caught 11 passes for 136-yards; appeared in nine games; career-high 44-yards receiving against James Madison. **2015:** Saw action in four games. **2014:** Appeared in six games, mostly on special teams. **2013:** Redshirted, will have four years remaining.

BEFORE MAINE/PERSONAL: Named First Team All-County for Coach Bell at East Orange where he played wide receiver and free safety; son of Shanda Frederick and Murray Adams; born Oct. 21, 1995; marketing major.

RECEIVING	G	REC	YARDS	TD	LONG	REC/G	AVG/C	AVG/G
2014	6	0	0	0	0	0	0	0
2014	4	0	0	0	0	0	0	0
2015	9	11	136	0	30	1.2	12.4	15.1
TOTAL	19	11	136	0	30	0.6	12.4	7.2



ALEJANDRO ALVARADO

OL

R-FR / 6'1" / 285

BERGENFIELD, N.J. / BERGENFIELD

70

2016: Redshirt - will have four years of eligibility remaining.

BEFORE MAINE/PERSONAL: Team captain at Bergenfield and a two-way starter; named New Jersey All-Group 3 as a senior; three-time all-league and all-conference performer and a two-time all-county honoree; Born Sept. 2, 1997; Son of Dolores and Alejandro Alvarado; a kinesiology & physical education (teaching/coaching) major.



NIGEL BECKFORD

RB

SR / 5'9" / 188

BRIDGEPORT, CT / EPISCOPAL

2

2016: Appeared in seven games; accumulated 123-yards rushing and a touchdown; averaged 2.1 yards per rush and had a season-high 39-yards rushing at Toledo (9/10); season-high all-purpose game came at home against James Madison (9/24), totaling 49-yards. **2015:** Saw action in nine games; led the team in rushing for the second-straight season; carried the ball 123 times for 526-yards and four touchdowns; notched 17 catches for 171 yards, with a long of 40-yards at Villanova; averaged 77.4 all-purpose yards per game; rushed for 91-yards on 17 carries with two touchdowns against Rhode Island (9/26); scored touchdowns in back-to-back games (at Albany, vs. Yale); had 78-yards on the ground with a season-high 25 carries against Yale; tallied seven catches for 60-yards against Towson. **2014:** Three-time CAA Rookie of the Week; Team Offensive Rookie of the Year; Beckford carried Maine's rushing attack with a team-high 471-yards on 118 attempts with five touchdowns; recorded six catches for 66-yards and a score; averaged 4.0 yards per carry;

appeared in all 11 games for Maine with six starts; scored his first touchdown on Sept. 27 at Towson, in a game in which he recorded a pair of touchdowns; rushed for 107-yards and a score at Rhode Island (10/25); also surpassed 100-yards on the ground with a 104-yard effort at Elon; had a rushing and catching touchdown at Elon (11/15).

BEFORE MAINE/PERSONAL: Spent two years at Notre Dame High School (CT) and his final two years of high school at Episcopal (VA); captained Episcopal in 2013; named All-MET Second Team, All-State Second Team and First Team All-IAC; helped lead team to their conference championship; born Feb. 10, 1995; son of Angela Williams; has three sisters: Anna-kay, Monique and Sania, and one brother, Zee-Shawn; Lucien Minor Geer math award winner; management major.

RUSHING	G	ATT	YARDS	TD	LONG	AVG/C	AVG/G
2014	11	118	471	5	31	4.0	42.8
2015	9	123	526	4	28	4.3	58.4
2016	7	45	123	1	21	2.1	13.6
TOTAL	27	286	1120	10	31	3.9	41.5

RECEIVING	G	REC	YARDS	TD	LONG	REC/G	AVG/C	AVG/G
2014	11	6	66	1	29	.5	11.0	6.0
2015	9	17	171	0	40	1.9	10.1	19.0
2016	7	4	29	0	22	0.6	7.3	4.1
TOTAL	27	27	266	1	40	1.0	9.9	9.9



DREW BELCHER

QB

R-JR / 6'3" / 240

READING, MA / READING MEMORIAL

12

2016: Redshirt - will have two years of eligibility remaining; CAA All-Academic team; Maine Scholar-Athlete Silver Medalist; Maine Maine Sports Performance award. **2015:** Saw action in nine games with four starts; went 78-for-120 through the air for 728-yards and four touchdowns; rushed 88 times for 314-yards and one score; ranked second on the team in rushing; was 7-for-8 with a pair of passing touchdowns at Albany; completed a season-high 23 attempts vs. Towson; threw for a career-high 180-yards at Villanova; rushed 25 times for 65-yards and a score against Stony Brook; carried the ball 19 times for a career-high 97-yards at Villanova; named to the CAA All-Academic team. **2014:** Appeared in nine games with five starts at quarterback; completed his rookie season 77-for-152 with 740 yards and three touchdowns; carried the ball 115 times for 312 yards and a pair of scores; finished the year with a 94.12 pass efficiency, averaging 116.9 yards of total offense per game; went 2-for-5 at Boston College in his first game action (9/20); started his first game on Oct. 18 against Albany, going 13-for-30 with 123-yards and a touchdown to go along with 22-yards rushing; rushed for 92-yards in back-to-back games (vs. Richmond, at Elon) adding a score on the ground in the contest against Richmond (11/8); had a career-high day at Elon, going 18-for-27 with two touchdowns and a career-high 191-yards passing; rushed for a score against New Hampshire (11/22); a Maine Scholar-Athlete Rising Star; honored to the CAA All-Academic Team.

BEFORE MAINE/PERSONAL: Two-time Daily Times Chronicle Player of the Year; 2012 league MVP; 2012 Division 2 Player of the Year; Three-year starter at QB; all-time winningest QB at Reading (29-6); a 2012 Boston Globe All-Scholastic and ESPN All-State pick; totaled 2,200 yards of offense and 21 touchdowns in 2013; helped lead team to the 2013 Middlesex League Championship; led 2012 team to an unbeaten season, a Division 2 state championship and 2012 Middlesex League title; born April 18, 1996; son of Frank and Charlene; 2013 Middlesex League basketball all-star; an honor roll student; a management major.

PASSING	G	CMP-ATT-INT	YARDS	TD	LONG	PCT	AVG/P	AVG/G	EFFIC
2014	9	77-152-3	740	3	46	50.7	4.9	82.2	94.1
2015	9	78-120-2	728	4	51	65.0	6.1	80.9	123.6
2016		Redshirt							
TOTAL	18	155-272-5	1468	7	51	57.0	5.4	81.6	107.1

RUSHING	G	ATT	YARDS	TD	AVG/G
2014	9	115	312	2	34.7
2015	9	88	314	1	34.9
2016		Redshirt			
TOTAL	18	203	626	3	34.8



**JAQUAN
BLAIR**

11

WR
SO / 6'2" / 200
HARRISBURG, PA / SUSQUEHANNA TWP.

2016: Appeared in nine games ... accumulated 39-yards receiving on three catches ... season-long gain of 19-yards against New Hampshire (11/19).
2015: Redshirt, will have four years of eligibility remaining.

BEFORE MAINE/PERSONAL: Finished his senior season with a school-record 55 receptions for 869 yards and 15 touchdowns; helped lead team as a captain to a District 3 Championship; A Big 33 nominee, All-Conference and All-State Honorable Mention; Born May 17, 1997; son of Vernell and Kevin Blair; helped lead team to District Championship and State Runners-up in basketball; a finance major.

RECEIVING	G	REC	YARDS	TD	LONG	REC/G	AVG/C	AVG/G
2016	9	3	39	0	19	0.3	13.0	4.3
TOTAL	9	3	39	1	40	0.3	13.0	4.3



**SKYLAR
BOWMAN**

59

DT
R-FR / 6'3" / 272
HANDOVER, PA / SOUTH WESTERN

2016: Redshirt - will have four years of eligibility remaining; CAA All-Academic Team; Maine Scholar-Athlete Rising Star.

BEFORE MAINE/PERSONAL: Led South Western team to a record of 8-4 his senior year ... two-time captain and two-time all-league performer ... was a key contributor in the trenches, starting on both the defensive and offensive lines ... born June 15, 1998 ... son of Pamela and Charles Bowman ... two-time section team champion for wrestling and track & field ... two-time distinguished honor roll and honor roll member throughout high school.



**BRANDON
BRIGGS**

49

K

JR / 6'0" / 170

SACO, ME / THORNTON ACADEMY

2016: Appeared in two games ... converted six of seven PATs ... converted all three PAT attempts against New Hampshire (11/19).

BEFORE MAINE/PERSONAL: Competed at Thornton Academy in Saco, ME during his high school years.

KICKING	G	FG/ATT.	LONG	PAT	KO NO.	YDS.	TB	AVG.
2016	2	0/0	0	6	0	0	0	0.0
TOTAL	2	0/0	0	6	0	0	0	0.0



**ISAIAH
BROOKS**

55

OL
SR / 6'5" / 295
BLOOMFIELD, CT / BLOOMFIELD

2016: Started all 10 games he appeared in ... helped lead an offensive line ranked tied for fourth in sacks allowed in the CAA (14). **2015:** Started all 11 games at right tackle for the second-straight season ... helped lead an offensive line which ranked tied for fourth in sacks allowed (18), down 23 from the year past. **2014:** Started all 11 games at right tackle ... played a large part in building Maine's run game which produced 100+ yard rushers in two of its final three games. **2013:** Redshirt.

BEFORE MAINE/PERSONAL: Captain for coach Ty Outlaw at Bloomfield ... named to the All-Conference and All-State team ... CCC state champion in shot put ... honor roll student ... Born Nov. 13, 1995 ... son of Maureen and Elijah Brooks ... an accounting major.

PARTICIPATION	G/GS
2014	11/11 No other statistics
2015	11/11 No other statistics
2016	10/10 No other statistics
TOTAL	32/32 —



**DANIEL
BURROWS**

68

OL
SR / 6'4" / 295
HAVERHILL, MA / HAVERHILL

2016: Appeared in three games; CAA All-Academic Team; Maine Scholar-Athlete Gold Medalist. **2015:** Appeared in nine games, all starts; helped lead an offensive line which ranked tied for fourth in sacks allowed (18), down 23 from a year ago; named to CAA All-Academic team; Maine Scholar-Athlete silver medalist; **2014:** Appeared in 10 games on the offensive line; honored to the CAA All-Academic Team; named a Maine Scholar-Athlete Bronze Medalist; **2013:** Redshirted, will have four years of eligibility remaining; a Maine Scholar-Athlete Rising Star.

BEFORE MAINE/PERSONAL: Captain for coach Tim O'Connor at Haverhill; led team to its best record in 25 years (8-3); two-time First Team All-MVC selection, Shriners All-Star; played baseball and threw shot put for track and field; honor roll student; born Jan. 23, 1995; Son of Beth Bertoni and Ken Burrows; a marketing major.

PARTICIPATION	G/GS	
2014	10/2	No other statistics
2015	9/9	No other statistics
2015	3/2	No other statistics
TOTAL	22/13	—



SPENCER CAREY

19

DB

SR / 6'2" / 216

FAIRFIELD, ME / LAWRENCE

2016: Played in seven games ... had one tackle on the season that came against Toledo (9/10) ... had one kick-return for 9-yards against New Hampshire (11/19). **2015:** Saw action in all 11 games; made 22 tackles with 1.0 for loss and two pass breakups; notched a career-high nine tackles against Towson, including 1.0 for loss; had a pass breakup against Stony Brook and another at New Hampshire; made three tackles at Albany and again against Elon; **2014:** Saw action in Maine's season opener, making his debut against Norfolk St. (8/30); **2013:** Redshirt, will have four years of eligibility remaining.

BEFORE MAINE/PERSONAL: Captain for coach John Hersom at Lawrence; Named KVAC Co-Player of the Year and All-State safety; Led team to Eastern Maine Championships in 2011 and 2012; KVAC First Team selection in basketball; Born Aug. 1, 1995; Son of Gisele and James Carey; a kinesiology and physical education (teaching/coaching) major.

TACKLES	G	UA	A	TOTAL	TFL	PD	FF	FR	BLK	QBH
2014	1	0	0	0	0.0-0	0	0	0	0	0
2015	11	12	10	22	1.0-4	2	0	0	0	0
2016	7	1	0	1	0.0	0	0	0	0	0
TOTAL	19	13	10	23	1.0-4	2	0	0	0	0



SAMUEL COOPER

77

OL

SO / 6'1" / 304

BENSALEM, PA / CONWELL-EGAN CATHOLI

2016: Saw no game action; CAA All-Academic Team; Maine Scholar-Athlete Bronze Medalist. **2015:** Redshirt, will have four years of eligibility remaining; CAA All-Academic team.

BEFORE MAINE/PERSONAL: Two year starter on offensive and defensive line for Conwell-Egan High School; Team Captain; Named First Team AA All-Catholic League as an offensive lineman; also played baseball; Born June 1, 1997; son of Vivian and John Lewis Cooper; played baseball until his sophomore year; a marketing major.



BENJAMIN DAVIS

85

WR

SR / 6'3" / 219

HARRINGTON PARK, NJ / NORTHERN VALLEY

2016: Will make the switch from linebacker to wide receiver in 2017; saw playing time in all 11 games; totaled six tackles; season-high two stops against New Hampshire (11/19). **2015:** Saw action in all 11 games with one start; tallied nine tackles with a sack; had three tackles in Maine's first two games (at Boston College, at Tulane); had a sack against Rhode Island for a loss of 15-yards; **2014:** Named CAA Special Teams Player of the Week (11/10); Received The Sports Network FCS National Co-Special Teams Player of the Week honor, the College Sporting News National Special Teams Player of the Week accolade and was named the ECAC FCS Special Teamer of the Week all for his performance in Maine's win over Richmond (11/8); appeared in all 11 games, finishing with 16 tackles (11 unassisted) to go along with 0.5 sacks, a forced fumble, a fumble recovery and a blocked kick in which he recovered for a score; received his national awards after blocking a kick and recovering in the endzone for a touchdown after also recovering a special teams fumble against then #8 Richmond; had a career-high five tackles at Boston College (9/20); made four stops at Towson (9/27); a Maine Scholar-Athlete Bronze Medalist; honored to the CAA All-Academic Team; **2013:** Redshirted.

BEFORE MAINE/PERSONAL: Captain for coach Brian Dunn at Northern Valley; Led team to 2012 League Championship and a spot in the 2011 title game; Second Team All-County; Named First Team All-County and Third Team All-State in 4X400 relay; Holds school record for the 100, 200 and long jump; Born Sept. 2, 1994; Son of Soraya King; a management and marketing major.

TACKLES	G	UA	A	TOTAL	TFL	PD	FF	FR	BLK	QBH
2014	11	11	5	16	0.5-1	0	1	1	1	0
2015	11	5	4	9	1.0-15	0	0	0	0	0
2016	11	4	2	6	0.0	0	0	0	0	0
TOTAL	33	20	11	31	1.5-15	0	1	1	1	0

SACKS	G	UA	A	TOTAL	YARDS
2014	11	0	1	0.5	1
2015	11	1	0	1	15
2016	11	0	0	0	0
TOTAL	33	1	1	1.5	16



DARIAN DAVIS-RAY

25

RB

JR / 5'10" / 193

HARRISBURG, PA / HARRISBURG

2016: Saw action in eight games; had 62 carries and was third on the team with 280 rush yards; totaled 75 receiving yards on four catches; averaged 44.4 all-purpose yards a game; scored one touchdown on the season against James Madison (9/24); season-high 98 total yards against UAlbany (10/15.) **2015:** Saw action in four games; had 27 carries for 143-yards; set career-highs in carries (12) and yards (74) against Rhode Island; averaged 35.8 total yards of offense per game and 5.3 yards per carry; **2014:** Medical Redshirt, will have four years of eligibility remaining.

BEFORE MAINE/PERSONAL: Two-time All-Conference selection; Team

offensive MVP; Big 33 nominee; totaled 981 rushing yards, averaging 9.8 yards per carry, in addition to 271 receiving yards and 16 yards per catch; born Feb. 21, 1996; son of Stephanie Davis and Warren Ray; an honor roll student; a management major.

RUSHING	G	ATT	YARDS	TD	LONG	AVG/C	AVG/G
2015	4	27	143	0	19	5.3	35.8
2016	8	62	280	1	37	4.5	35.0
TOTAL	12	89	423	1	37	4.8	35.3



AJ DAWSON

22

DB

SR / 5'8" / 170

EGG HARBOR TOWNSHIP, NJ / HOLY SPIRIT

2016: Recorded seven tackles in nine games; had a season-high two tackles against Rhode Island (10/22) and New Hampshire (11/19). **2015:** Saw action in all 11 games with 24 tackles, 2.0 for loss, and a pair of pass breakups; matched a career-high with six tackles at Boston College, 1.0 for loss; had four tackles, 1.0 for loss, at Richmond; had a pass breakup in each of Maine's final two games (Elon, at New Hampshire). **2014:** Appeared in 10 games at corner; tallied 27 tackles (19 unassisted) with two pass breakups; made his debut at Bryant, recording one tackle (9/13); made four stops at Towson (9/27) before tallying five tackles at Stony Brook (10/11); had a career-high six tackles against Richmond (11/8); had pass breakups against Albany (10/18) and at Rhode Island (10/25).

BEFORE MAINE/PERSONAL: Named first team defensive back both junior and senior seasons; Two-time Ed Byrnes coaches award winner; helped lead team to three state titles and Cape Atlantic League title; born Oct. 29, 1995; son of Angel and Patrick Dawson; coaches award in indoor/outdoor track freshman to junior year; won Easterns in 200m, 1st team in 200m; a communication major.

TACKLES	G	UA	A	TOTAL	TFL	PD	FF	FR	BLK	QBH
2014	10	19	8	27	0.0-0	2	0	0	0	0
2015	11	19	5	24	2.0-4	2	0	0	0	0
2016	9	5	2	7	0.0	0	0	0	0	0
TOTAL	30	43	15	58	2.0-4	4	0	0	0	0



JAMIL DEMBY

65

OL

SR / 6'5" / 335

VINELAND, NJ / VINELAND

2017: Preseason CAA All-Conference team; STATS FCS Preseason All-American third team. **2016:** All-CAA Third Team selection; Team Captain; Maine Offensive Lineman of the Year; started all 10 games he appeared in; helped lead an offensive line which tied for fourth in the CAA in sacks allowed (14). **2015:** Started 10 games; helped lead an offensive line which ranked tied for fourth in sacks allowed (18), down 23 from a year ago; named to CAA All-Academic team; Maine Scholar-Athlete bronze medalist; **2014:** Started 10 games at left tackle in his rookie season; played a large part in building Maine's run game which produced 100+ yard rushers in two of its final three games; named a Maine Scholar-Athlete Rising Star; honored to the CAA All-Academic Team.

BEFORE MAINE/PERSONAL: First team All-South Jersey; First team All-Conference; First team Atlantic City Press All-Star; won "King Scholar of the Year" award; Summa Cum Laude; born June 20, 1996; son of Jasmine and Shane Demby; a kinesiology/physical education major.

PARTICIPATION	G/GS	
2014	10/10	No other statistics
2015	10/10	No other statistics
2016	10/10	No other statistics
TOTAL	30/30	—



SINMISOLA DEMUREN

24

DB

JR / 6'0" / 190

MITCHELLVILLE, MD / DEMATHA CATHOLIC

2016: Saw action in seven games; made 12 tackles with one interceptions and two pass breakups; recorded first career interception on the road at William and Mary (10/29), also had season-high six tackles in that game; Made three tackles in his last game of the season against Villanova (11/5). **2015:** Played in all 11 games with eight starts; made 34 tackles, 1.0 for loss, with one pass breakup; tallied a career-high six stops at Tulane; made five tackles, 0.5 for loss, at Boston College; made two tackles and had a pass breakup at Albany; had five tackles against Yale; made three tackles with 0.5 for loss at New Hampshire; **2014:** Offensive Scout Team Player of the Year; Redshirted.

BEFORE MAINE/PERSONAL: Selected to play in the 2013 National Guard Maryland Crab Bowl; Two-year starter for nationally ranked Demantha Catholic HS .. led team to an 11-1 record and a 2013 WCAC championship; born Nov. 4, 1996; son of Folashade and Taiwo Demuren; an honor roll student; a construction engineering technology major.

TACKLES	G	UA	A	TOTAL	TFL	PD	FF	FR	INT
2015	11	25	9	34	1.0-1	1	0	0	0
2016	7	6	6	12	0.0-0	3	0	0	1
TOTAL	18	31	15	46	1.0-1	4	0	0	1



DEREK DEOUL

35

K/P

SO / 6'2" / 200

WASHINGTONVILLE, NY / WASHINGTONVILLE

2016: Played in eight games; went 0-for-1 in field goal attempts; had 28 kickoffs averaging 53.9 yards per kick; punted five times for an average of 38.2-yards; had a long punt of 48-yards and one punt inside the twenty yard line. **2015:** Redshirted.

BEFORE MAINE/PERSONAL: New York state field goal record holder with 27 makes; set a Section 9 record for the longest field goal (54 yds); two-time Class AA All-State kicker; two-time All-Star Times Herald Record; two-time Section 9 All-Section Team; Second Team All-American Punter; averaged 48.7 yards per punt; 47% punts inside the 20; made 32 of 32 PATs in 2014 and 36 of 40 touchbacks; Born June 2, 1997; son of Catherine and Paul Deoul; also played varsity basketball in high school; an honor student and four-time New York State Scholar-Athlete; a management major.

KICKING	G	FG/ATT.	LONG	PAT	KO NO.	YDS.	TB	AVG.
2016	8	0/1	0	2	28	1,508	0	53.9
TOTAL	8	0/1	0	2	28	1,508	0	53.9

PUNTING	G	ATT.	YARDS	LONG	AVG	TB	FC	I20
2016	8	5	191	48	38.2	0	3	1
TOTAL	8	5	191	48	38.2	0	3	1



JEFFREY DeVAUGHN

DB

JR / 5'10" / 193

FOLCROFT, PA / ACADEMY PARK

21

2016: Played in all 11 games; tallied 28 tackles; made a career-high seven tackles in the season opener at UConn (9/1); made five tackles on the road at Rhode Island; Maine Special Teams Player of the Year. **2015:** Played in all 11 games; recorded 15 tackles, 1.5 for loss, with two interceptions, a fumble recovery and three pass breakups; tied for team-lead in interceptions; returned 17 kickoffs for 364-yards; ranked seventh in the CAA in kick-return yardage; had a long return of 43-yards at Tulane; returned six kicks at Richmond; snatched his first career interception against Towson; also pulled down a pick in the next game with Elon; notched a career-high four tackles at Richmond, 0.5 for loss; had a TFL against Towson; recorded a pair of pass breakups against Elon with three tackles; **2014:** Redshirted, will have four years of eligibility remaining.

BEFORE MAINE/PERSONAL: Named to All-Delaware Valley (DelVal) second team; All-Delco honorable mention; captained team to a 10-3 record and the school's first ever District title; totaled 50 tackles; born Nov. 14, 1995; son of Michelle Norman and Jeffrey DeVaughn Sr.; All-Delco in Track; Del-Val champion in the 100, 200 and 4x100; an honor roll student; a kinesiology and physical education (exercise science administration) major.

KICK RETURNS	G	NO.	YARDS	TD	LONG	AVG/R	AVG/G
2015	11	17	364	0	43	21.4	33.1
2016	11	9	216	0	34	24.0	19.6
TOTAL	22	26	580	0	43	22.3	26.4

INTERCEPTIONS	G	NO.	YARDS	TD	LONG	AVG/R	AVG/G
2015	11	2	0	0	0	0.0	0.0
2016	11	0	0	0	0	0.0	0.0
TOTAL	11	2	0	0	0	0.0	0.0

TACKLES	G	UA	A	TOTAL	TFL	PD	FF	FR	BLK	QBH
2015	11	8	7	15	1.5-2	5	0	1	0	0
2016	11	18	10	28	0.0	0	0	0	0	0
TOTAL	11	8	7	15	1.5-2	5	0	1	0	0



GUNNAR DOCOS

OL

R-FR / 6'6" / 302

HARRISON, ME / OXFORD HILLS

71

2016: Redshirt; CAA All-Academic Team.

BEFORE MAINE/PERSONAL: Competed at Oxford Hills high school in South Paris, ME; Major currently undeclared



JULIAN DUNN

HB

JR / 6'2" / 235

SANDY HOOK, CT / NEWTOWN

45

2016: Played in eight games; tallied two catches for eight yards. **2015:** Played five games with one start at FB/TE and special teams.

BEFORE MAINE/PERSONAL: Played tight end and linebacker at Newtown; All-State at tight end where he hauled in 42 passes for 683 yards and 14 touchdowns; defensively, recorded 24 tackles, four interceptions and a fumble recovery; currently ranks second in the state of Connecticut with 48 touchdown receptions; helped lead Newtown to three consecutive South-West Conference titles and four-straight trips to the Class LL state tournament; born Jan. 17, 1997; son of Nancy and Sean Dunn; four-time SWC All-Academic team; four-year honor roll member; awarded Harold DeGroat Award of Excellence; biology major in the honors college.

RECEIVING	G	REC	YARDS	TD	LONG	REC/G	AVG/C	AVG/G
2015	5	0	0	0	0	0.0	0.0	0.0
2016	8	2	8	0	6	0.3	4.0	1.0
TOTAL	13	2	8	0	6	0.2	4.0	0.6



EARNEST EDWARDS

WR

SO / 5'10" / 175

ROCHESTER, NY / AQUINAS INSTITUTE

81

2016: All-CAA Third Team; only player in FCS to score a rushing, receiving, passing and kick return touchdown in 2016; Maine Co-Offensive Rookie of the Year; ranked third in the CAA in kickoff returns (24.5 ypg) and fifth in yards per catch (16.7); appeared in 10 games and had 20 receptions for 334-yards and three touchdowns; had a season-long 60-yards reception; averaged 16.7 yards per catch; added 90-yards rushing on eight carries with one touchdown; returned 20 kickoffs for 489-yards; ran back a kickoff 97-yards against Villanova; averaged 24.5 yards per return; named CAA Special Teams Player of the Week after totaling 152-yards on four kickoff returns and a touchdown.

BEFORE MAINE/PERSONAL: New York State Class AA Football Champion in 2013 and 2015; MVP of the State Championship with four touchdowns; 2015 Co-Player of the Year; two-time first-team All-Greater Rochester; first team all-state; two-time section 5 champion; son of Demetrica and Damon Glasgow; born March 30, 1998; two-time section 5 basketball champion; finance major.

RECEIVING	G	REC	YARDS	TD	LONG	REC/G	AVG/C	AVG/G
2016	10	20	334	3	60	2.0	16.7	33.4
TOTAL	10	20	334	3	60	2.0	16.7	33.4

RUSHING	G	ATT	YARDS	TD	LONG	AVG/C	AVG/G
2016	10	8	90	11	26	11.3	9.0

TOTAL	10	8	90	11	26	11.3	9.0
KICK RETURNS	G	NO.	YARDS	TD	LONG	AVG/R	AVG/G
2016	10	20	489	1	97	24.5	48.9
TOTAL	10	20	489	1	97	24.5	48.9



UCHENNA EGWUONWU

DL

JR / 6'2" / 260

UNION, NJ / UNION

9

2016: Played in all eleven games; sixth on team with a career-high 40 tackles; notched a half sack against Bryant (10/1); added a half sack against Villanova. **2015:** Played in nine games; notched five tackles; had a pair of stops at Tulane; made single tackles at Richmond, at Villanova and against Towson. **2014:** Redshirt; Maine Scholar-Athlete Rising Star.

BEFORE MAINE/PERSONAL: Named first team all-conference; all Union County and All-State group 5; two-year starter at Union high school; led his team to the North 2 Group 5 State title game; born July 12, 1996; son of Ifeoma and Emmanuel Ekwuonwu; also competed in track & field; a construction engineering technology major.

TACKLES	G	UA	A	TOTAL	TFL	PD	FF	FR	BLK	QBH
2015	9	2	3	5	0.0-0	0	0	0	0	0
2016	11	11	29	40	3.5-9	1	0	0	0	0
TOTAL	20	13	32	45	3.5-9	1	0	0	0	0

SACKS	G	UA	A	TOTAL	YARDS
2015	9	0	0	0.0	0
2016	11	0	2	1.0	4
TOTAL	20	0	2	1.0	4



OWEN ELLIOTT

LB

R-FR / 6'0" / 210

SACO, ME / THORNTON ACADEMY

40

2016: Redshirt - will have four years of eligibility remaining.

BEFORE MAINE/PERSONAL: Senior captain at Thornton Academy; helped lead TA to back-to-back Class A championships; first team all-state linebacker his senior year; all-conference three years; led team with 96 tackles; born Jan. 18, 1998; son of Joyce Elliott and Chris Tabor; four-year varsity hockey player.



CHRIS FERGUSON

QB

R-FR / 6'4" / 226

FORT WASHINGTON, PA / LA SALLE ACADEMY

14

2016: Redshirt - will have four years of eligibility remaining; CAA All-Academic Team; Maine Scholar-Athlete Rising Star.

BEFORE MAINE/PERSONAL: Led his team to a Philadelphia Catholic League 4A title as well as a District 12 City of Philadelphia 4A title; was named 4A Second Team All-Catholic League (Catholic League coaches selections) and first team 4A All-Catholic; senior year captain.



JOE FITZPATRICK

RB

JR / 5'10" / 215

NORTH YARMOUTH, ME / CHEVERUS

27

2016: Appeared in one game against James Madison. **2015:** Played in six games; rushed 10 times for 63-yards; had one reception for three yards; returned four kickoffs for 53-yards; in his first game, rushed seven times for 63-yards and made his first reception at UAlbany; had a career-high 28-yard kick return against Towson.

BEFORE MAINE/PERSONAL: Finished with 2,071 yards and 27 touchdowns in high school; a two-time first team all-conference and all-state selection; voted the Maine Class A Gatorade Player of the Year as a senior; finalist for the James J. Fitzpatrick trophy, given to the top senior high school football player in Maine; led his team to a 7-1 regular season and a spot in the Western Maine Class A Championship game; born Oct. 17, 1996; son of Patricia and Joseph Fitzpatrick; participated in competitive boxing since the age of 12; also ran track and played lacrosse; two-time honor roll member.

KICK RETURNS	G	NO.	YARDS	TD	LONG	AVG/R	AVG/G
2015	6	4	53	0	28	13.3	8.8
2016	1	0	0	0	0	0.0	0.0
TOTAL	7	4	53	0	28	13.3	7.6

RUSHING	G	ATT	YARDS	TD	LONG	AVG/C	AVG/G
2015	6	10	63	0	25	6.3	10.5
2016	1	0	0	0	0	0.0	0.0
TOTAL	7	10	63	0	25	6.3	9.0



NAJEE GOODE

DB

SR / 5'10" / 170

PHILADELPHIA, PA / IMHOTEP CHARTER SCHOOL

1

PRE-2017: CAA Pre-season All-CAA selection. **2016:** All-CAA third team selection; started all 11 games; seventh on team with 40 tackles, season-high seven stops against New Hampshire (11/19); forced three fumbles (third-most in CAA), returning one 74-yards for a score at UConn (9/1); picked off two passes, one against Stony Brook (11/12) and one at Rhode Island (10/22). **2015:** Saw action in nine games with eight starts; made 33 tackles with one interception and a team-high eight pass breakups; tied for second in the CAA in pass breakups; made a career-high seven tackles at UAlbany; pulled down an interception against Yale; made five stops at Villanova; had a pair of pass deflections in back-to-back games (at UAlbany, vs. Yale). **2014:** Appeared in 10 games; finished with 19 tackles (12 unassisted) with

an interception, a fumble recovery and one pass breakup; made his career debut against Norfolk St. (8/30), recording four tackles; tallied three stops at Towson (9/27); notched his first career interception on Oct. 4 against Villanova; had five tackles against Richmond (11/8); recovered a fumble in the season finale against New Hampshire (11/22).

BEFORE MAINE/PERSONAL: Led team to the 2012 Public League and District XII Championships; named a top-50 Pennsylvania recruit by The Patriot News; notched 14 pass deflections, seven interceptions and forced five fumbles as a senior; born Feb. 24, 1994; son of Felicia Harrison and John Goode; a business management major.

TACKLES	G	UA	A	TOTAL	TFL	PD	FF	FR	BLK	QBH
2014	10	12	7	19	0.0	2	0	1	0	0
2015	9	25	8	33	0.0-0	9	0	0	0	0
2016	11	26	14	40	3.5-13	9	3	1	0	0
TOTAL	30	63	29	92	3.5-13	20	3	2	0	0

INTERCEPTIONS	G	NO.	YARDS	TD	LONG	AVG/R	AVG/G
2014	10	1	0	0	0	0.0	0.0
2015	9	1	0	0	0	0.0	0.0
2016	11	2	0	0	0	0.0	0.0
TOTAL	30	4	0	0	0	0.0	0.0



JARON GRAYER

LB

R-FR / 6'0" / 224

STEELTON, PA / STEELTON-HIGHSPIRE

43

2016: Redshirt - will have four years of eligibility remaining.

BEFORE MAINE/PERSONAL: A three-sport athlete, finished his high school career as a two-time Mid-Penn Conference All-Star; Penn Live All-Star; Eastern PA Football All-Star and was selected as a member of the 2015 PA Preps Golden 33 team as a linebacker; ran for 619-yards and seven touchdowns; 2014-15 District 3 basketball champion and MVP; born March 12, 1998; son of Charisse and Julius Grayer; 4-year high school honor roll student.



TAYVON HALL

DB

SR / 5'9" / 180

WEST HEMPSTEAD, NY / WEST HEMPSTEAD

20

2016: Saw action in eight games; totaled six tackles with a season-high two coming against William & Mary; one fumble recovery and one pass breakup; Maine Scholar-Athlete Bronze Medalist. **2015:** Saw action in all 11 games with four starts; tallied 19 tackles with a fumble recovery and a pass breakup; returned four kicks for 52-yards with a long of 17-yards against Yale; made a career-high four tackles at Villanova and again in the season finale at New Hampshire; recovered a fumble against Stony Brook; had two tackles and a pass breakup at Tulane; made three stops against Elon. **2014:** Appeared in six games with one start; recorded four tackles; had one tackle in his debut against Norfolk St. (8/30); tallied three stops at Bryant (9/13).

BEFORE MAINE/PERSONAL: Captain for coach Dom Carre at West Hempstead; named All-Conference, All-County, all-Long Island and All-State honorable mention; led team to a Big Four Championship; also named All-Conference, All-County and All-State in track; born March 31, 1995; son of Shandel and Brent Hall; a kinesiology & physical education (exercise science) major.

TACKLES	G	UA	A	TOTAL	TFL	PD	FF	FR	BLK	QBH
2014	6	3	1	4	0.0	0	0	0	0	0
2015	11	18	1	19	0.0	1	0	1	0	0
2016	8	5	1	6	0.0	1	0	1	0	0
TOTAL	25	26	3	29	0.0	2	0	2	0	0



DARIUS HART

DB

R-JR / 6'3" / 210

TOMS RIVER, NJ / TOMS RIVER SOUTH

3

2016: Played in all 11 games with four starts; ranked fifth on the team with a career-high 47 tackles; tied for eighth in the CAA with three interceptions; added three pass breakups. **2015:** Suffered a season-ending injury in Maine's opener at Boston College; made four tackles, including a TFL, at Boston College. **2014:** Saw action in eight games with three starts during his rookie season; finished with 14 tackles; made four stops in his debut at Towson (9/27); had a pair of tackles at Stony Brook (10/11); recorded four tackles against Richmond (11/8).

BEFORE MAINE/PERSONAL: Named first team All-Shore; first team All-County; second highest interception total in his league; helped lead team to the semifinals of SJ Group 4; born June 20, 1996; son of Malgorzata McElrath and Charles Hart; an honor roll student; also competed in varsity basketball; a communication major.

TACKLES	G	UA	A	TOTAL	TFL	PD	FF	FR	BLK	QBH
2014	8	3	11	14	0.0-0	0	0	0	0	0
2015	1	4	0	4	1.0-6	0	0	0	0	0
2016	11	30	17	47	1.0-2	6	0	0	0	0
TOTAL	20	37	28	65	2.0-8	6	0	0	0	0

INTERCEPTIONS	G	NO.	YARDS	TD	LONG	AVG/R	AVG/G
2014	8	0	0	0	0	0.0	0.0
2015	1	0	0	0	0	0.0	0.0
2016	11	3	30	0	25	10.0	2.7
TOTAL	20	3	30	0	25	10.0	1.5



JOSHUA HUFFMAN

DB

JR / 5'10" / 180

BUFFALO, NY / CANISIUS

18

2016: Played in all 11 games; made a career-high eight tackles and added a pass breakup. **2015:** Played in 10 games; made seven tackles with a pass

breakup; had a pair of stops against Stony Brook and Towson; recorded his first pass breakup against Towson.

BEFORE MAINE/PERSONAL: Led Canisius high to an undefeated season and a #1 ranking in the state of New York for AA schools; named first team All-Catholic and also made the AA All-State team his junior and senior years; finished career with 11 interceptions and 108 tackles; also scored four touchdowns, two on offense, one interception return for a score and a kickoff return for a touchdown; born April 13, 1997; son of Kim Wright; a marketing major.

TACKLES	G	UA	A	TOTAL	TFL	PD	FF	FR	BLK	QBH
2015	10	6	1	7	0.0-0	1	0	0	0	0
2016	11	8	0	8	0.0-0	1	0	0	0	0
TOTAL	21	14	1	15	0.0-0	2	0	0	0	0



ZACHARY HUME

41

LB

SR / 6'2" / 222

LANCASTER, MA / NASHOBA REGIONAL

2016: Played in nine games; Tallied 16 tackles, one pass breakup and one blocked kick; season-high four tackles against Toledo (9/10). **2015:** Played in 10 games; made nine tackles with a pair of sacks; had sacks at Tulane and against Rhode Island; made six tackles in the opener at Boston College. **2014:** Named Team Defensive Rookie of the Year; appeared in all 11 games with six starts; finished with 46 tackles (22 unassisted), 9.5 for loss, with 5.5 sacks, a fumble recovery and a pass breakup; led the team in TFLs and was tied for the team-lead in sacks; had a four-game sack streak and a five-game streak in which he recorded a TFL; tallied five or more tackles in six games; notched four tackles, with 2.0 sacks, and recovered a fumble at Towson (9/27); had five tackles, including 1.5 sacks, against UAlbany (10/18); notched a career-high seven stops with a pass breakup at Rhode Island (10/25).

BEFORE MAINE/PERSONAL: Captain for coach Ken Tucker at Nashoba; led team to the 2011 and 2012 Central Massachusetts Super Bowl titles; named the Worcester Telegram Defensive Player of the Year, Mid-Watch Defensive MVP and team MVP; selected to the ESPN All-State Team and named Super 26 All-State; also named a Mid-Watch All-Star in the discus; born July 10, 1994; son of Linda and Carl Hume; University Studies major.

TACKLES	G	UA	A	TOTAL	TFL	PD	FF	FR	BLK	QBH
2014	11	22	24	46	9.5-49	1	0	1	0	0
2015	10	5	4	9	2.0-23	0	0	0	0	0
2016	9	10	6	16	2.0-3	1	0	0	1	0
TOTAL	30	37	34	71	13.5-75	2	0	1	1	0

SACKS	G	UA	A	TOTAL	YARDS
2014	11	5	1	5.5	36
2015	10	2	0	2.0	23
2016	9	1	0	1.0	2
TOTAL	30	8	1	8.5	61



SCHUYLER HUNTINGTON

66

DL

SR / 6'3" / 282

COHOES, NY / SHAKER

2016: Played in 10 games; totaled seven tackles; season-high three stops against Rhode Island (10/22). **2015:** Saw action in 10 games with one start; made his first career start against Towson; notched 10 tackles with a sack; tallied his first career sack against Elon; made a career-high three tackles at Boston College and matched the mark against Towson. **2014:** Appeared in five games; recorded his first career tackles against UAlbany (10/18).

BEFORE MAINE/PERSONAL: Captain for coach Greg Sheeler at Shaker; led team to the 2012 Section 2 AA Super Bowl Championship and a 10-1 record; Named the Section 2 AA Liberty League Defensive Player of the Year, the Times Union Defensive Athlete of the Year, the Daily Gazette Defensive Player of the Year, the Troy Record Defensive Player of the Year and a Second Team All-State selection; Born March 29, 1995; son of Mia and Kevin Huntington; a history major.

TACKLES	G	UA	A	TOTAL	TFL	PD	FF	FR	BLK	QBH
2014	5	1	0	1	0.0-0	0	0	0	0	0
2015	11	5	5	10	1.0-6	0	0	0	0	0
2016	10	5	2	7	0.0-0	0	0	0	0	0
TOTAL	21	10	7	17	1.0-6	0	0	0	0	0



SAM LENSON

37

K / P

SR / 6'0" / 195

NATICK, MA / NATICK

2016: Saw no game action; CAA All-Academic Team; Named to Team "Maine" for highest GPA on team; Maine Scholar-Athlete Gold Medalist. **2015:** Appeared in two games; knocked through his first career field goal against Elon, a 28-yard make; recorded four kickoffs for 209 yards (52.2 avg.) with one touchback; CAA All-Academic team; a Maine Scholar-Athlete Silver Medalist; **2014:** Saw no game action; a Maine Scholar-Athlete Bronze Medalist; **2013:** Saw no game action; a Maine Scholar-Athlete Rising Star.

BEFORE MAINE/PERSONAL: Played for Coach Moratrelli at Natick; Led team to a spot in the Division 2A Super Bowl; Led the state in points by a kicker with 51; Competed in the National Kicking Service Punting Competition where he earned the Longest Punt Award (61 yards) and the Accuracy Award; Born Jan. 23, 1995; Son of Adrea and Evan Lenson; a kinesiology and physical education (teaching/coaching-health) major.

FIELD GOALS	G	MADE	ATT	LONG	PCT
2015	2	1	2	28	50.0
TOTAL	2	1	2	28	50.0

KICKOFFS	G	NO.	YARDS	AVG
2015	2	4	209	52.2
TOTAL	2	4	209	52.2



PATRICK LEONARD

96

K / P

JR / 5'10" / 195

BANGOR, ME / JOHN BAPST

2016: Played in eight games; made one of six field goal attempts; had 18 kickoffs, averaging 50.8 yards per kick. **2015:** Made his career debut at New Hampshire; had two kick-offs, totaling 89-yards. **2014:** Saw no game action; a

Maine Scholar-Athlete Rising Star.

BEFORE MAINE/PERSONAL: Played for coach Dan O’Connell at John Bapst; captained the Crusaders his senior year; played offensive line, defensive line, fullback and was the team’s kicker and punter; hit a 46-yard field goal his senior year; Born March 14, 1996; son of Emily and Bruce Leonard; a mechanical engineering major; played goalie for his high school soccer team in his freshman and sophomore season; has one brother; a mechanical engineering major.

KICKING	G	FG/ATT.	LONG	PAT	KO NO.	YDS.	TB	AVG.
2015	1	0/0	0	0	2	89	0	44.5
2016	8	1/6	29	20	18	914	0	50.8
TOTAL	9	1/6	29	20	20	1,003	0	50.2



CODY LEVY

60

OL

JR / 6'6" / 300

POUGHKEEPSIE, NY / ROY C. KETCHAM

2016: Started all 10 games he appeared in; helped lead an offensive line which ranked tied for fourth in sacks allowed in the CAA with 14. **2015:** Saw action in nine games with two starts; helped lead an offensive line which ranked tied for fourth in sacks allowed (18), down 23 from a year ago; **2014:** Redshirted.

BEFORE MAINE/PERSONAL: Earned All-State Honors in AA; Named All-Section Lineman of the Year; All-League; Poughkeepsie Journal all-star; Senior all-star; helped lead team to a league championship; born Nov. 1, 1996; son of Tracey and Robert Levy Jr.; also played baseball and was an undefeated pitcher; a high honor roll student; majoring in management.

PARTICIPATION	G/GS	
2014	0/0	No other statistics
2015	9/2	No other statistics
2016	10/10	No other statistics
TOTAL	19/12	—



TAJI LOWE

50

LB

SO / 6'1" / 220

STEWARTSVILLE, NJ / PHILLIPSBURG

2016: Played in 10 games; totaled 28 tackles, half a tackle for loss and one pass breakup; career-high seven tackles against Rhode Island. **2015:** Redshirted.

BEFORE MAINE/PERSONAL: Newark Star Ledger Second Team All-State at linebacker; Madison Square Garden Network Varsity All-New Jersey First Team on defense; led Phillipsburg to back-to-back Section 2, Group 4 State titles; finished career with 184 tackles and a senior year in which he compiled 78 tackles and nine tackles for loss; Born Jan. 4, 1997; son of LaTerra Howard and step-father Felix Mickens; an honor roll student; a management major.

TACKLES	G	UA	A	TOTAL	TFL	PD	FF	FR	BLK	QBH
2016	10	12	16	28	0.5-2	1	0	0	0	0
TOTAL	10	12	16	28	0.5-2	1	0	0	0	0



JOSH MACK

34

RB

SO / 6'1" / 198

2016: Hero Sports FCS Freshman All-American Honorable Mention; Maine Co-Offensive Rookie of the Year; New England Football Writers Gold Helmet Award (10/5); STATS FCS Freshman of the Week (10/3); CAA Rookie of the Week (10/3); saw action in 10 games; led Maine’s rushing attack with 712-yards on 140 carries and six touchdowns; averaged 5.1 yards per carry; had 11 receptions for 176-yards and two scores; had three catches for 36-yards and his first career touchdown at UConn (9/1); rushed for a career-high 151-yards with three touchdowns against Bryant; added 100+ yard rushing performances against Rhode Island (115) and Stony Brook (147).

BEFORE MAINE/PERSONAL: Two-time All-Greater Rochester; two-time all-league/all-county; USA Today second team all-state; 2015 Rochester Co-Player of the Year; Section-5 playoff shore game rushing record (344-yards); Section-5 regular season shore game rushing record (353-yards); Born April 18, 1998; son of Essie May Spann-Cox and Josh Jerome Mack; also competed in basketball and track; was ranked third long jumper in Section 5 in 2015.

RUSHING	G	ATT	YARDS	TD	LONG	AVG/C	AVG/G
2016	10	140	712	6	65	5.1	71.2
TOTAL	10	140	712	6	65	5.1	71.2

RECEIVING	G	REC	YARDS	TD	LONG	REC/G	AVG/C	AVG/G
2016	10	11	176	2	43	1.1	16.0	17.6
TOTAL	10	11	176	2	43	1.1	16.0	17.6



KURT MASSEY

29

DL

SR / 6'3" / 235

2016: Saw no game action; CAA All-Academic Team; Maine Scholar-Athlete Gold Medalist. **2015:** Missed the season due to injury; CAA All-Academic team; Maine Scholar-Athlete Silver Medalist. **2014:** Missed the season due to injury; a Maine Scholar-Athlete Bronze Medalist.

BEFORE MAINE/PERSONAL: Attended John Bapst high school where he helped lead the team to three Eastern Maine final appearances; Recorded 10 sacks and 40 tackles for Coach Dan O’Connell in 2012; Captained the squad during the 2012-13 season; Frank J. Gaziano Defensive Lineman of the Year award; Maine high school football scholar-athlete award; first team all-conference defense; Born June 15, 1995; Son of Cheryl and Todd Massey; has one sister; a construction management engineering major.



JASON MATOVU

29

DB

SR / 6'1" / 200

CAMBRIDGE, MA / NORWOOD

2016: Played in 11 games with 10 starts; Career-high 67 tackles which placed him second on the team; Totaled 1.5 tackles for loss, half a sack, a forced fumble, five pass breakups and an interception; Made a career-high 10 stops against UAlbany (10/15). **2015:** Saw action in all 11 games with 10 starts; made 44 tackles, 4.0 for loss, with 1.5 sacks and a pair of pass deflections; ranked sixth on the team in tackles; made a season-high eight stops against Yale; had a pair of sacks against Elon and a half sack against Towson; made six tackles and has two pass breakups against Rhode Island; made six stops at Tulane. **2014:** Saw action in one game, at Towson (9/27).

BEFORE MAINE/PERSONAL: Captain at Norwood; rushed for 800-yards and 12 touchdowns his senior year; named Norwood High Male Athlete of the Year and first-team all-conference; helped lead team to upsets over Natick and Weymouth, both of which were ranked in the Top-20; also competed in track and field and was named 2013 Indoor Track Baystate MVP; born March 7, 1995; son of Flavia Kunobwa; a business administration major; has one brother.

TACKLES	G	UA	A	TOTAL	TFL	PD	FF	FR	BLK	QBH
2014	1	0	0	0	0.0-0	0	0	0	0	0
2015	11	30	14	44	4.0-23	2	0	0	0	0
2016	11	48	19	67	2.5-6	1	1	0	0	0
TOTAL	23	78	33	111	6.5-29	8	1	1	0	0



CHARLES MITCHELL

94

DT

SO / 6'1" / 255

PISCATAWAY, NJ / PISCATAWAY

2016: Played in eight games; totaled four tackles with a tackle for loss; career-high two tackles against UConn (9/1). **2015:** Redshirted, will have four years of eligibility remaining; named Maine's defensive scout team player of the year.

BEFORE MAINE/PERSONAL: Selected as First Team All-Group, All-Area and All-County to go along with a Third Team All-State selection at defensive tackle; in his senior year, compiled 32 tackles, 12 tackles for loss, 2.5 sacks and was a combined three year, two-way starter; Born Aug. 1, 1997; son of Wanda and Charles Mitchell Sr.; also played baseball where he was named All-County and earned a spot in the All-Star Game; an honor roll student and National Honor Society student; a kinesiology and physical education (exercise science) major.

TACKLES	G	UA	A	TOTAL	TFL	PD	FF	FR	BLK	QBH
2016	8	1	3	4	1.0-5	0	0	0	0	0
TOTAL	8	1	3	4	1.0-5	0	0	0	0	0



CHRISTOPHER MULVEY

62

OL

R-FR / 6'3" / 291

POUGHKEEPSIE, NY / OUR LADY OF LOURDES

2016: Redshirt - will have four years of eligibility remaining; Maine Offensive Scout Team Player of the Year; CAA All-Academic Team; Maine Scholar-Athlete Rising Star. - explorations major.



MOZAI NELSON

23

DB

JR / 6'0" / 205

UNIONDALE, NY / SAINT ANTHONY'S

2016: Appeared in seven games; totaled six tackles, with a season-high of two against UConn (9/1); scored off a fumble recovery against Stony Brook (11/12). **2015:** Appeared in three games before suffering a season-ending injury; made six tackles; had a career-high three stops against Rhode Island; **2014:** Redshirted.

BEFORE MAINE/PERSONAL: Named All-League; helped team to CHSFL Conference Championship with an 11-1 overall record and a regular season championship; also competes in track and field at UMaine; ran the fastest New York State track and field time in the 55-meters with a sprint of 6.54; born Oct. 31, 1996; son of Arlene Blackwood-Nelson and Cohen Nelson; 2x all-league in track, indoor track all-american region-1; junior Olympian in outdoor track; a child development and family relations major; also runs track at UMaine.

TACKLES	G	UA	A	TOTAL	TFL	PD	FF	FR	BLK	QBH
2014	0	0	0	0	0.0-0	0	0	0	0	0
2015	3	4	2	6	0.0-0	0	0	0	0	0
2016	7	5	1	6	1.0-1	0	0	1	0	0
TOTAL	10	9	3	12	1.0-1	0	0	1	0	0



ALEJANDRO OREGON

98

DL

SO / 6'2" / 262

BROOKLYN, NY / LINCOLN

2016: Appeared in eight games; recorded eight tackles; career-high four tackles at Toledo. **BEFORE MAINE/PERSONAL:** All-Metro, All-City, All-State; All-Borough Defensive Player of the Year; MVP Championship Defensive game; Defensive Player of the City of New York; two-time championship team member; Born Sept. 5, 1997; son of Omaira Carrington-Oregon and Maynor S. Oregon.

TACKLES	G	UA	A	TOTAL	TFL	PD	FF	FR	BLK	QBH
2016	8	2	6	8	0.0	0	0	0	0	0
TOTAL	8	2	6	8	0.0	0	0	0	0	0



JARED OSUMAH

4

WR

SR / 6'3" / 205

SOUTH WINDSOR, CT / BRIDGTON ACADEMY

2016: Played in 11 games with nine starts; had career-highs in receptions (22) and receiving yards (308) to go along with two touchdowns; had a career-high 81-yards on two catches against UAlbany (10/15); averaged 14.0 yards per catch; recorded a blocked kick against Villanova (11/5). **2015:** Saw action in six games; recorded 14 receptions for 110-yards; set career-highs in catches with five in a pair of games, at Richmond and at UAlbany; had a season-high 50-yards receiving at Richmond. **2014:** Played in all 11 games; had 13 catches for 128-yards; pulled down his first career reception at Bryant (9/13); had two catches for 56-yards at Towson, including one for a key fourth down conversion during Maine's late game-winning drive (9/27); pulled down three catches for 38-yards against Richmond (11/8).

BEFORE MAINE/PERSONAL: Named NEPSAC First Team All-Colonial League; also a three-time track MVP and holds the record in the high and long jumps at his high school; Born Dec. 13, 1993; Son of Karen and Muhammad Osumah; a finance major.

RECEIVING	G	REC	YARDS	TD	LONG	REC/G	AVG/C	AVG/G
2014	11	13	128	0	35	1.2	9.8	11.6
2015	6	14	110	0	17	2.3	7.9	18.3
2016	11	22	308	2	44	2.0	14.0	28.0
TOTAL	28	49	546	2	44	1.8	11.1	19.5



MANNY PATTERSON

26

DB

SO / 5'10" / 178

BALTIMORE, MD / MOUNT ST. JOSEPH

2016: Maine Defensive Rookie of the Year; Saw action in all 11 games, with nine starts, as a true freshman; tallied 23 tackles, 1.0 for loss, and led the team with 10 pass breakups, ninth best in the CAA; notched five tackles against Villanova and at William & Mary; totaled three pass breakups at William & Mary; added pair of pass breakups in three other games.

BEFORE MAINE/PERSONAL: First-team MIAA All-Metro team; finished with three interceptions along with scoring four touchdowns on offense as a receiver; selected to play in the Crab Bowl All-Star game; A Big 33 invite; one of the top sprinters in the state of Maryland, posting a 10.83 in the 100-meter dash as a junior and ranked eighth in the state in the 55-meter with a time of 6.53; Born May 31, 1998; son of Shedana and Frank Patterson.

TACKLES	G	UA	A	TOTAL	TFL	PD	FF	FR	BLK	QBH
2016	11	15	8	23	1.0-1	10	0	0	0	0
TOTAL	11	15	8	23	1.0-1	10	0	0	0	0



JOHN REDDINGTON

75

OL

SR / 6'5" / 294

MILTON, MA / ZAVERIAN BROTHERS/LOOMIS CHAFFEE

2016: Started all 11 games; helped lead an offensive line which ranked fourth in sacks allowed (14); CAA All-Academic Team; Maine Scholar-Athlete Silver Medalist. **2015:** Saw action in 10 games with seven starts; helped lead an offensive line which ranked tied for fourth in sacks allowed (18), down 23 from the year prior; CAA All-Academic team. **2014:** Appeared in four games.

BEFORE MAINE/PERSONAL: Led Xaverian Brothers team to a high school state championships; Played for coach Chuck Reid at Loomis Chaffee; Named first team All-New England and team MVP; also wrestled; Born Aug. 22, 1999; Son of Anne and Michael Reddington; a finance and accounting major.

PARTICIPATION	G/GS	
2014	4/0	No other statistics
2015	10/7	No other statistics
2016	11/11	No other statistics
TOTAL	25/18	—



JALEEL REED

8

WR

SR / 6'1" / 200

EAST LANSDOWNE, PA / WEST CATHOLIC

2016: Played in six games with three starts; Recorded career-high 19 receptions for 325-yards and three touchdowns; had career-highs in receptions in a game with eight and yards with 169, along with a touchdown, at UConn (9/1). **2015:** Appeared in all 11 games with one start; made 14 receptions for 104-yards with one touchdown; recorded his first touchdown at UAlbany; had career-highs of four catches and 34-yards at Richmond; made three catches at UAlbany; notched three receptions against Stony Brook. **2014:** Saw action in eight games on special teams and at wide receiver; recorded three catches for 24-yards; had a pair of catches for 18-yards at Elon - including the first reception of his career (11/15); also tallied three tackles.

BEFORE MAINE/PERSONAL: Captain for Coach Brian Fluck and Lou Allen at West Catholic; named first-team All-Catholic and first team All-Colonial League; led team to State Championship in 2010 and semifinals in 2012; also played basketball; an honor roll student; Born Sept. 20, 1993; Son of Renee Lee-Reed and Nathaniel Reed; a finance major.

RECEIVING	G	REC	YARDS	TD	LONG	REC/G	AVG/C	AVG/G
2014	8	3	24	0	11	0.4	8.0	3.0
2015	11	14	104	1	19	1.3	7.4	9.5
2016	6	19	325	3	48	3.2	17.1	54.2
TOTAL	25	36	453	4	48	1.4	12.6	18.1



DEANDRE SCOTT

DB

SR / 5'9" / 180

PHILADELPHIA, PA / IMHOTEP CHARTER

5

2016: Played in eight games with six starts; notched 44 tackles, 2.0 for loss, with a pair of pass deflections and one interception; ranked sixth on the team in total tackles; tallied season-high eight tackles at Toledo and at Stony Brook; added seven stops against James Madison and New Hampshire; had an interception against Bryant; also returned 14 kickoffs for 376 yards; had a season-long return of 61-yards against James Madison.

BEFORE MAINE/PERSONAL: Spent two years at Arizona State where he was primarily used on special teams; tallied five tackles and a forced fumble in 17 games with the Sun Devils; Coming out of high school, was listed by Rivals.com as the No. 49 rated defensive back recruit in the country; during his senior year in high school, totaled 59 tackles (38 solo) and added seven interceptions, two fumble recoveries, two forced fumbles and a sack; In 2012, racked up 69 stops with six interceptions, four sacks, two forced fumbles and two fumble recoveries; scored 22 touchdowns and registered 1,089 all-purpose yards, rushing 32 times for 435 yards and four touchdowns during his senior campaign.

TACKLES	G	UA	A	TOTAL	TFL	PD	FF	FR	BLK	INT
2014	10	4	1	5	0.0-0	0	1	0	0	0
2015	0	0	0	0	0.0	0	0	0	0	0
2016	8	21	23	44	2.0-6	2	0	0	0	1
TOTAL	18	25	24	49	2.0-6	2	0	0	0	1

KICK RETURNS	G	NO.	YARDS	TD	LONG	AVG/R	AVG/G
2016	8	14	376	0	61	26.9	47.0
TOTAL	8	14	376	0	61	26.9	47.0



STERLING SHEFFIELD

LB

JR / 6'2" / 245

MULLICA HILL, NJ / CLEARVIEW REGION

52

2017: CAA Preseason All-Conference. **2016:** All-CAA Third team; started all 11 games; third on the team with 65 tackles; career-high five sacks, 11 tackles for loss; one forced fumble, one interception, one blocked kick and four pass breakups; career-high eight tackles against UConn (9/1); ranked sixth in the CAA in sacks (5.0) and seventh in TFLs (11.0); had career-high nine stops against James Madison; made eight solo tackles at William & Mary; recorded a pair of sacks at Stony Brook. **2015:** Named Maine's defensive rookie of the year; appeared in 10 games with one start; made 16 tackles, 3.5 for loss, with 2.5 sacks, a forced fumble, an interception and a pass breakup; notched five stops with 1.0 TFL against Rhode Island; made his first career interception at Albany; had three tackles, 1.5 sacks, and a forced fumble against Stony Brook; CAA All-Academic team; Maine Scholar-Athlete Rising Star.

BEFORE MAINE/PERSONAL: A South Jersey Times All-Star after posting 72 tackles, including 10 for loss, seven quarterback hurries, five forced fumbles and an interception; on offense, caught 23 passes for 339 yards and three touchdowns; was a Third-Team All-Group 4 selection in 2014; Born Nov. 30, 1996; son of Judith and Adrian Sheffield; received scholar-athlete award in 2014; honor roll selection in 2015 for quarter two; a marketing major.

INTERCEPTIONS	G	NO.	YARDS	TD	LONG	AVG/R	AVG/G
2015	10	1	0	0	0	0.0	0.0
2016	11	1	0	0	0	0.0	0.0
TOTAL	21	2	0	0	0	0.0	0.0

TACKLES	G	UA	A	TOTAL	TFL	PD	FF	FR	BLK	QBH
2015	10	10	6	16	3.5-26	2	1	0	0	1
2016	11	39	26	65	11.0-51	5	1	1	1	0
TOTAL	21	49	32	81	14.5-77	7	2	1	1	1

SACKS	G	UA	A	TOTAL	YARDS
2015	10	2	1	2.5	22
2016	11	5	0	5.0	33
TOTAL	21	7	1	7.5	55



ERNEST SIMON

DB

R-FR / 5'9" / 185

WESTWOOD, MA / XAVERIAN BROTHERS

33

2016: Redshirt - will have four years of eligibility remaining.

BEFORE MAINE/PERSONAL: Competed at Xaverian Brothers; a finance major.



JASON SIMONOVICH

TE

SR / 6'3" / 250

DALLAS, PA / DALLAS

47

2016: Played in all 11 games with three starts; recorded one catch for 12-yards at Delaware (10/8); CAA All-Academic Team; Maine Scholar-Athlete Gold Medalist. **2015:** Played in eight games with three starts; made four receptions for 54-yards; recorded a pair of catches for 42-yards, including a 32-yarder against Stony Brook; made his first career reception at Albany; CAA All-Academic team; Maine Scholar-Athlete Silver Medalist. **2014:** Did not see any game action; Maine Scholar-Athlete Bronze Medalist.

BEFORE MAINE/PERSONAL: Captain for Coach Bob Zaruta at Dallas; led team to the 2010 Conference Championship; Named All-Conference at tight end and defensive end; played in the Unico All-Star game; also played basketball where he led the team to a Conference Championship and earned district medals for three years in track; an honor roll student; Born Aug. 20, 1994; Son of Theresa and Benard Simonovich; a marketing major.

RECEIVING	G	REC	YARDS	TD	LONG	REC/G	AVG/C	AVG/G
2014	0	0	0	0	0	0.0	0.0	0.0
2015	8	4	54	0	32	0.5	13.5	6.8
2016	11	1	12	0	12	0.1	12.0	1.1
TOTAL	19	5	66	0	32	0.3	13.2	3.5



HUNTER SMITH

87

WR

R-FR / 6'3" / 190

DOVER-FOXCROFT, ME / FOXCROFT ACADEMY

2016: Redshirt - will have four years of eligibility remaining; CAA All-Academic Team; Maine Scholar-Athlete Rising Star.

BEFORE MAINE/PERSONAL: Four-year starter at Foxcroft Academy; Named one of the top 12 players in the state by the Portland Press Herald; participated in the Blue-Grey All-American football game in Tampa, FL.; Born Sept. 16, 1997; son of Laurie and former UMaine basketball standout Dean Smith; state track & field champion; two-time Big East basketball conference Player of the Year; scored 1,000+ points in high school basketball career; business major.



DESHAWN STEVENS

56

LB

R-FR / 6'2" / 230

TORONTO, ONTARIO / KENT SCHOOL

2016: Redshirt, will have four years of eligibility remaining; Maine Defensive Scout Team Player of the Year.

BEFORE MAINE/PERSONAL: Erickson Conference Defensive Player of the Year; All-New England; All-Conference linebacker; captain at Kent School; two-time captain of the Canadian National Team; a history major.



ROBERT SMOLOSKI

78

OL

R-FR / 6'1" / 250

WYE MILLS, MD / ST. MARY'S

2016: Redshirt; Maine Scholar-Athlete Rising Star.

BEFORE MAINE/PERSONAL: Competed for St. Mary's Saints in high school; played for winning East squad in the East/West All-Star game; All-State honorable mention.



MICHAEL SUPP

74

OL

SR / 6'5" / 274

PERKASIE, PA / PENNRIDGE

2016: Appeared in 10 games; recorded one catch for a yard and a touchdown against Delaware (10/8); CAA All-Academic Team; Maine Scholar-Athlete Gold Medalist. 2015: Appeared in four games; CAA All-Academic team; Maine Scholar-Athlete Silver Medalist. 2014: Did not see any game action; CAA Academic All-Conference; Maine Scholar-Athlete Bronze Medalist.

BEFORE MAINE/PERSONAL: Played for Coach Randy Cuthbert at Pennridge; led team to the Suburban One League Continental Conference Championship; named first-team all-league; Philadelphia Inquirer Top-Ten Defensive Lineman; an honor roll student; Born Nov. 22, 1994; Son of Robin and Jeffrey Supp; majoring in mechanical engineering.



ANDREW STEVENS

72

DL

JR / 6'3" / 270

CAMDEN, NJ / CAMDEN

2016: Played in nine games; totaled eight tackles and half a tackle for loss; season-high two tackles twice, against James Madison and UAlbany. 2015: Played in all 11 games; notched nine tackles, 1.0 for loss, with a half a sack; made a career-high three stops against Yale; notched 0.5 sack against Stony Brook; made two tackles, 0.5 for loss, against Towson.

BEFORE MAINE/PERSONAL: Named to the first team Independence Division; helped team earn Royal Division Championship in 2013; born March 25, 1995; son of Jeannette and Willie J. Stevens; also competed in track and wrestling; was MVP of wrestling team; 2013 Eagles Top Achiever award winner; a marketing major.

TACKLES	G	UA	A	TOTAL	TFL	PD	FF	FR	BLK	QBH
2015	11	2	7	9	1.0-6	0	0	0	0	0
2016	9	1	7	8	0.5-0	0	0	0	0	0
TOTAL	20	3	14	17	1.5-6	0	0	0	0	0

PARTICIPATION	G/GS	
2014	0/0	No other statistics
2015	4/0	No other statistics
2016	10/0	TD reception at Delaware
TOTAL	14/0	--



DAKOTA TARBOX

95

DL


SR / 6'3" / 247

DAYTON, ME / THORNTON ACADEMY

2016: Started all 11 games at defensive end; recorded a career-high 20 tackles, 2.5 for loss; season-high four tackles twice, against James Madison and against Rhode Island. 2015: Appeared in all 11 games; made a pair of tackles, 1.0 for loss; had tackles at Boston College and a TFL at Tulane. 2014: Saw action in six games; had a tackle at Stony Brook.

BEFORE MAINE/PERSONAL: Played for Coach Kevin Kezal at Thornton Academy; led team to a State Championship as a senior; Named first team All-Conference on defense and All-State at wide receiver; an honor roll student; Born Nov. 4, 1994; Son of Sandar and James O'Brien; a business management major.

TACKLES	G	UA	A	TOTAL	TFL	PD	FF	FR	BLK	QBH
2014	6	1	0	1	0.0	0	0	0	0	0
2015	11	1	1	2	1.0-4	0	0	0	0	0
2016	11	10	10	20	2.5-4	0	0	0	0	0
TOTAL	28	12	11	23	3.5-8	0	0	0	0	0



DEMIAN THOMAS

39

DB

R-FR / 6'0" / 212

CAMDEN, NJ / CAMDEN

2016: Redshirt - will have four years of eligibility remaining.

BEFORE MAINE/PERSONAL: Recorded 44 tackles, 18 tackles for loss, as a junior in high school; played safety, linebacker, running back and quarterback at Camden; averaged over 7.0 yards per carry as a junior and senior; captain his senior year.



DAVIS TURNER

51

LB

SO / 6'0" / 225

SOUTH PARIS, ME / OXFORD HILLS

2016: Appeared in two games; recorded his first career tackles at Toledo (9/10).

BEFORE MAINE/PERSONAL: Finished the 2014 high school season as the Class A leader in tackles (124) while adding 752 rushing yards and 10 touchdowns; Two-time first team all-conference linebacker; Nominated for the Gatorade Player of the Year and the James J. Fitzpatrick Award, given to the best football player in Maine; led his team to a berth in the Maine Class A State playoffs; two-time captain; voted USA Today Maine Football Defensive Player of the Year.

TACKLES	G	UA	A	TOTAL	TFL	PD	FF	FR	BLK	QBH
2016	2	1	0	1	0.0-0	0	0	0	0	0
TOTAL	2	1	0	1	0.0-0	0	0	0	0	0



BRANDON VICENS

16

FB

JR / 6'0" / 220

MIAMI LAKES, FL / AMERICAN HERITAGE

2016: Saw action in nine games; also played baseball at the University of Maine.

BEFORE MAINE/PERSONAL: Competed at American Heritage and Miami Dade County Community College ... also plays baseball for UMaine where he

appeared in all 54 games while hitting .224 with 25 runs and 22 RBIs.



CONNOR WALSH

44

DE

JR / 6'3" / 267

MILTON, MA / BOSTON COLLEGE HS

2016: Played in 10 games; recorded a career-high 19 tackles; had one interception at Rhode Island in which he returned for his first career touchdown; added two tackles for loss; season-high six tackles against Delaware (10/8). 2015: Appeared in all 11 games; made nine tackles, 2.5 for loss, with a sack and a forced fumble; notched a career-high three stops, 1.5 for loss, including his first career sack, and forced a fumble, against Towson; had a tackle for loss at Tulane; made a pair of stops at Richmond and two tackles at New Hampshire; CAA All-Academic team.

BEFORE MAINE/PERSONAL: Named ESPN Boston All-State; Catholic Conference all-star; Catholic Conference Defensive Player of the Year; Boston Globe/Patriot Ledger All-Scholastic; In 2013, totaled 85 tackles, 7.5 tackles for loss and a pair of interceptions; helped lead team to the 2011 Catholic Conference championship and 2011 Super Bowl championships; also paced team to the MIAA Division South final; named to ESPNBoston.com All-State team; Born March 1, 1996; son of Caroline and John Walsh; a business management major.

TACKLES	G	UA	A	TOTAL	TFL	PD	FF	FR	BLK	QBH
2015	11	6	3	9	2.5-11	0	1	0	0	0
2016	10	11	8	19	2.0-6	1	0	0	0	0
TOTAL	21	17	11	28	4.5-17	1	1	0	0	0

SACKS	G	UA	A	TOTAL	YARDS
2015	11	1	0	1.0	8
2016	10	0	0	0.0	0
TOTAL	21	1	0	1.0	8

INTERCEPTIONS	G	NO.	YARDS	TD	LONG	AVG/R	AVG/G
2015	11	0	0	0	0	0.0	0.0
2016	10	1	48	1	48	48.0	4.8
TOTAL	21	1	48	1	48	48.0	2.1



BRANDON WASHINGTON

42

FB

R-FR / 5'10" / 240

ATLANTA, GA / GREATER ATLANTA CHRISTIAN

2016: Redshirt - will have four years of eligibility remaining.

BEFORE MAINE/PERSONAL: Competed at Greater Atlanta Christian high school.



KAYON WHITAKER

DE

SO / 6'3" / 235

WASHINGTON D.C. / FRIENDSHIP COLLEGIATE

97

2016: Appeared in four games and recorded three tackles; notched his first career tackle at UConn (9/1).

BEFORE MAINE/PERSONAL: Recorded 63 tackles, 25 tackles for loss and 11 sacks in his junior season; a team captain, was selected to play in the District of Columbia East/West All-Star game; led team to championship his junior and semifinals in his senior season; Born Dec. 4, 1997; son of Katrina Young and David Whitaker; competed in 300m and 400m track events in high school; received D.C. Achievers Scholarship; an accounting major.

TACKLES	G	UA	A	TOTAL	TFL	PD	FF	FR	BLK	QBH
2016	4	0	3	3	0.0-0	0	0	0	0	0
TOTAL	4	0	3	3	0.0-0	0	0	0	0	0



JACOB WILLIAMS

RB

R-FR / 6'0" / 210

FARMINGTON, ME / MT. BLUE

46

2016: Redshirt - will have four years of eligibility remaining; CAA All-Academic Team; Maine Scholar-Athlete Bronze Medalist.

BEFORE MAINE/PERSONAL: Competed at Mt. Blue high school; a mechanical engineering technology major.



MICAH WRIGHT

WR

JR / 6'1" / 190

NEWARK, NY / NEWARK

10

2017: CAA Preseason All-Conference selection. **2016:** All-CAA First Team Wide Receiver; All-CAA Second Team Punt Returner; Hero Sports FCS Sophomore All-American Honorable Mention; Maine Offensive Player of the Year; ranked fifth in the CAA with 4.89 receptions per game, third in receiving yards per game (76.4), eighth with 100.9 all-purpose yards, eighth in total scoring (48 pts/5.3 per game); led the Black Bears in receptions (44), receiving yards (688); and touchdown receptions (7) - which was the second-highest total in the CAA; averaged 15.6 yards per catch; on special teams, led the conference in punt return average (11.1 per return); return 17 punts for 189-yards, including a 67-yard touchdown return at William & Mary; earned CAA Special Teams Player of the Week after his performance at William & Mary; season high eight catches for 99-yards against Villanova; added eight catches for 98-yards at Delaware; racked up 121-yards receiving and two touchdowns against New Hampshire. **2015:** Started all 11 games; named Maine's offensive player of the year; STATS FCS Freshman Player of the Year finalist; CAA All-Conference second team; ranked third in the CAA with 5.55 receptions per game and third in receiving yards per game (74.4); was fourth in the CAA

in total receptions (61) and fourth with 818 receiving yards, leading Maine in both categories; added five reception touchdowns, tied for sixth most among CAA leaders; went over the 100 yard receiving mark in four games; pulled down five or more receptions in six games; had career-highs of nine catches and 198-yards against Elon with a pair of touchdowns; made eight catches for 107-yards at Tulane; had seven catches for 139-yards and a touchdown against Rhode Island, starting a streak of three-straight games with touchdowns; had a career-long 60-yard reception against Elon. **2014:** Saw action in three games with two starts before suffering a season-ending injury; had three catches for 38-yards and a touchdown; also returned a pair of punts for 16-yards; had two catches for 18-yards and his first career touchdown at Boston College (9/20); had a 20-yard catch at Towson (9/27).

BEFORE MAINE/PERSONAL: Three-year starter; first team all-state wide receiver; Finger Lakes East Player of the Year in 2013; Finger Lakes Top-25; First Team All-Section on offense and defense; totaled 33 catches for 790-yards and nine touchdowns with a pair of kickoff returns for touchdowns during his senior season; holds his high school record in touchdown receptions, receiving yards and interceptions in a career; led team to Finger Lakes East Championship in 2013; born April 2, 1996; grandmother Charlene Wage; received N.F.F. Scholar-Athlete Award; first team all-league in basketball 2012-13; a communications major.

RECEIVING	G	REC	YARDS	TD	LONG	REC/G	AVG/C	AVG/G
2014	3	3	38	1	20	1.0	12.7	12.7
2015	11	61	818	5	60	5.5	13.4	74.4
2016	9	44	688	7	49	4.9	15.6	76.4
TOTAL	23	108	1,544	13	60	4.7	14.3	67.1

PUNT RETURNS	G	NO.	YARDS	TD	LONG	AVG/R	AVG/G
2014	3	2	16	0	11	8.0	5.3
2015	11	1	0	0	0	0.0	0.0
2016	9	17	189	1	67	11.1	21.0
TOTAL	23	20	205	1	67	10.3	8.9

RUSHING	G	ATT	YARDS	TD	LONG	AVG/C	AVG/G
2014	3	0	0	0	0	0.0	0.0
2015	11	3	34	0	24	11.3	3.1
2016	9	2	31	0	18	15.5	3.4
TOTAL	23	5	65	0	24	13.0	2.8





**ELIJAH
BROOKS**

DB
FR / 5'10" / 213
FALL RIVER, MA / DURFEE

83



**LINCOLN
IBANDA**

LB
SO / 6'1" / 230
MALDEN, MA / MALDEN

54



**ARCHIE
CALLAHAN**

OL
FR / 6'4" / 280
VIRGINIA BEACH, VA / BISHOP SULLIVAN CATHOLIC

78



**RAMON
JEFFERSON**

RB
FR / 5'9" / 175
BRONX, NY / HARRY S. TRUMAN

17



**VINCE
CAMP**

DB
JR / 6'1" / 185
SOUTH SAN FRANCISCO, CA / CCSF

28



**TED
KUBONGO**

FB
RB / 6'0" / 195
CALGARY, ALBERTA / NOTRE DAME HS

30



**RICHARD
CARR**

DB
FR / 5'9" / 175
PHILADELPHIA, PA / ST. JOSEPH'S PREP

38



**MICHAEL
LAVERRIERE**

FB
FR / 6'2" / 225
ARUNDEL, ME / THORNTON ACADEMY

48



**BRYCE
COLEE**

LS
FR / 6'3" / 235
TAMPA, FL / FREEDOM

92



**MAURICE
MCCRAY**

LB
FR / 6'1" / 231
PHILADELPHIA, PA / DELAWARE VALLEY CHARTER

52



**KENNY
DOAK**

K
FR / 5'11" / 180
PERKASIE, PA / CENTRAL BUCKS WEST

31



**GRANT
MCDONALD**

TE
FR / 6'3" / 220
VANCOUVER, BC / SOUTH DELTA

32



**LIAM
DOBSON**

OL
FR / 6'3" / 315
OTTAWA, ONTARIO / CANADA PREP ACADEMY

69



**JORDAN
MCLUNE**

RB
FR / 5'10" / 185
FARMINGDALE, N.Y. / FARMINGDALE

88



BRENDEEN O'NEIL

TE
SO / 6'3" / 230
BURLINGTON, MA / WAKE FOREST

80



JAYVAUN SHEARS

WR
FR / 5'9" / 165
MCKEESPORT, PA / MCKEESPORT AREA

84



DAMON OSMOND

WR
FR / 5'11" / 175
BATH, ME / MORSE

86



MAX STAVER

QB
SR / 6'5" / 240
BRENTWOOD, TN / FLORIDA / HOUSTON BAPTIST

7



TYLER PARSONS

DB
FR / 5'10" / 170
CAMDEN, N.J. / WOODROW WILSON

89



SHAQUILLE ST-LOT

DB
FR / 5'11" / 186
MONTREAL, QU / VANIER COLLEGE

28



ERICK ROBERTSON

S
FR / 6'1" / 190
HADDONFIELD, NJ / PAUL VI

30



JAMEHL WILEY

DE
FR / 6'2" / 256
NEW CASTLE, DE / ST. FRANCES ACADEMY

53



ISAIAH ROBINSON

QB
FR / 6'3" / 190
BOWIE, MD / ST. FRANCES ACADEMY

15



TREY WOOD

FB
FR / 6'0" / 240
BREWER, ME / BREWER

36



DANIEL RYMER

DE
FR / 6'5" / 210
CAMBRIDGE, MA / CAMBRIDGE, RINDGE & LATIN

57



DEVIN YOUNG

WR
FR / 5'10" / 170
BINGHAMTON, NY / BINGHAMTON

82



RAFFAELE SALAMONE

DE
FR / 6'4" / 230
PORTLAND, ME / DEERING

58

2016 Combined Statistics



Date	Opponent	Score	Att.
Sept 1, 2016	at UConn	L 21-24	29377
09/10/16	at TOLEDO	L 3-45	23439
* Sep 24, 2016	#11 JMU	L 20-31	8786
Oct 01, 2016	BRYANT	W 35-31	7266
* Oct 08, 2016	at Delaware	W 28-21	18108
* Oct 15, 2016	#17 ALBANY	W 20-16	10443
* Oct 22, 2016	at Rhode Island	W 28-21	4007
* Oct 29, 2016	at William and Mary	W 35-28	9124
* Nov 05, 2016	#10 VILLANOVA	L 7-26	6790
* Nov 12, 2016	at Stony Brook	W 27-21	5330
* Nov 19, 2016	UNH	L 21-24	6401

Record:	Overall	Home	Away	Neutral
All games	6-5	2-3	4-2	0-0
Conference	5-3	1-3	4-0	0-0
Non-Conference	1-2	1-0	0-2	0-0

Rushing	gp	att	gain	loss	net	avg	td	lg	avg/g
Mack, Josh	10	140	744	32	712	5.1	6	65	71.2
Williams, Zaire	8	75	322	20	302	4.0	1	19	37.8
Davis-Ray, Dari	8	62	294	14	280	4.5	1	37	35.0
Beckford, Nigel	7	45	123	28	95	2.1	1	21	13.6
Edwards, Earnes	10	8	90	0	90	11.2	1	26	9.0
Collins, Dan	11	36	166	110	56	1.6	0	27	5.1
Wright, Micah	9	2	31	0	31	15.5	0	18	3.4
Osumah, Jared	11	2	21	0	21	10.5	0	15	1.9
Adams, Marquise	9	2	10	0	10	5.0	0	8	1.1
Total	11	389	1801	255	1546	4.0	10	65	140.5
Opponents	11	410	2081	214	1867	4.6	18	85	169.7

Passing	gp	effic	comp-att-int	pct	yds	td	lg	avg/g
Collins, Dan	11	123.55	166-318-16	52.2	2375	18	60	215.9
Edwards, Earnes	10	539.20	1-1-0	100.0	13	1	13	1.3
TEAM	8	0.00	0-1-0	0.0	0	0	0	0.0
Sheffield, Ster	11	0.00	0-0-0	0.0	0	0	0	0.0
Total	11	124.47	167-320-16	52.2	2388	19	60	217.1
Opponents	11	119.96	179-345-12	51.9	2453	16	89	223.0

Receiving	gp	no.	yds	avg	td	lg	avg/g
Wright, Micah	9	44	688	15.6	7	49	76.4
Osumah, Jared	11	22	308	14.0	2	44	28.0
Edwards, Earnes	10	20	334	16.7	3	60	33.4
Reed, Jaleel	6	19	325	17.1	3	48	54.2
Dunn, Jordan	10	12	124	10.3	1	51	12.4
Mack, Josh	10	11	176	16.0	2	43	17.6
Adams, Marquise	9	11	136	12.4	0	30	15.1
Salmon, Jeremy	11	10	124	12.4	0	24	11.3
Davis-Ray, Dari	8	4	75	18.8	0	36	9.4
Beckford, Nigel	7	4	29	7.2	0	22	4.1
Blair, Jaquan	10	3	39	13.0	0	19	3.9
Dunn, Julian	9	2	8	4.0	0	6	0.9
Williams, Zaire	8	2	5	2.5	0	6	0.6
Simonovich, Jas	11	1	12	12.0	0	12	1.1
Reddington, Joh	11	1	4	4.0	0	4	0.4
Total	11	167	2388	14.3	19	60	217.1
Opponents	11	179	2453	13.7	16	89	223.0

Field Goals	fg	pct.	01-19	20-29	30-39	40-49	50-99	lg	blk
Leonard, Patric	1-6	16.7	0-0	1-2	0-3	0-1	0-0	29	2
Deoul, Derek	0-1	0.0	0-0	0-1	0-0	0-0	0-0	0	0

Scoring	td	fg	PAT				dpx	saf	pts
			kick	rush	rcv	pass			
Wright, Micah	8	-	-	-	-	-	-	48	
Mack, Josh	8	-	-	-	-	-	-	48	
Edwards, Earnes	5	-	-	-	-	-	-	30	
Leonard, Patric	-	1-6	20-22	-	-	-	-	23	
Reed, Jaleel	3	-	-	-	1	-	-	20	
Osumah, Jared	2	-	-	-	-	-	-	12	
Walsh, Connor	1	-	-	-	-	-	-	6	
Williams, Zaire	1	-	-	-	-	-	-	6	
Briggs, Brandon	-	-	6-7	-	-	-	-	6	
Beckford, Nigel	1	-	-	-	-	-	-	6	
Davis-Ray, Dari	1	-	-	-	-	-	-	6	
Dunn, Jordan	1	-	-	-	-	-	-	6	
Brown, Austin	1	-	-	-	-	-	-	6	
Supp, Michael	1	-	-	-	-	-	-	6	
Nelson, Mozai	1	-	-	-	-	-	-	6	
Total	35	1-7	28-31	0-1	2	2-3	-	245	
Opponents	37	9-12	35-36	-	1	1-1	-	288	

Score by Quarters	1st	2nd	3rd	4th	OT	Total
Maine	51	81	70	43	0	245

Team Statistics	MAINE	OPP
FIRST DOWNS	192	206
Rushing	73	92
Passing	110	102
Penalty	9	12
RUSHING YARDAGE	1546	1867
Rushing Attempts	389	410
Average Per Rush	4.0	4.6
Average Per Game	140.5	169.7
TDs Rushing	10	18
PASSING YARDAGE	2388	2453
Comp-Att-Int	167-320-16	179-345-12
Average Per Pass	7.5	7.1
Average Per Catch	14.3	13.7
Average Per Game	217.1	223.0
TDs Passing	19	16
TOTAL OFFENSE	3934	4320
Average Per Play	5.5	5.7
Average Per Game	357.6	392.7
KICK RETURNS: #-Yards	48-1127	41-744
PUNT RETURNS: #-Yards	21-195	23-185
INT RETURNS: #-Yards	12-98	16-163
FUMBLES-LOST	7-1	13-7
PENALTIES-Yards	67-650	44-370
PUNTS-AVG	70-39.4	67-38.4
TIME OF POSSESSION/Game	28:54	31:06
3RD-DOWN Conversions	57/153	60/165
4TH-DOWN Conversions	2/12	13/19

Interceptions	no.	yds	avg	td	lg
Hart, Darrius	3	30	10.0	0	25
Goode, Najee	2	0	0.0	0	0
Walsh, Connor	1	48	48.0	1	48
Scott, DeAndre	1	0	0.0	0	0
Matovu, Jason	1	15	15.0	0	15
Sheffield, Ster	1	0	0.0	0	0
Greene, Darius	1	0	0.0	0	0
Brown, Austin	1	5	5.0	0	5
Demuren, Sinmis	1	0	0.0	0	0

Punting	no.	yds	avg	lg	tb	fc	i20	50+	blk
DeMartini, Jame	64	2569	40.1	59	6	17	24	11	0
Deoul, Derek	5	191	38.2	48	0	3	1	0	0
TEAM	1	0	0.0	0	0	0	0	0	1

Punt Returns	no.	yds	avg	td	lg
Wright, Micah	17	189	11.1	1	67
Goode, Najee	3	3	1.0	0	2
Hume, Zachary	1	3	3.0	0	0
Total	21	195	9.3	1	67
Opponents	23	185	8.0	1	27

Kick Returns	no.	yds	avg	td	lg
Edwards, Earnes	20	489	24.5	1	97
Scott, DeAndre	14	376	26.9	0	61
DeVaughn, Jeffr	9	216	24.0	0	34
Mack, Josh	1	7	7.0	0	7
Brown, Austin	1	11	11.0	0	11
Carey, Spencer	1	9	9.0	0	9
Tarbox, Dakota	1	16	16.0	0	16
Adams, Marquise	1	3	3.0	0	3
Total	48	1127	23.5	1	97
Opponents	41	744	18.1	0	50

All Purpose	g	rush	rcv	pr	kr	ir	total	avg/g
Edwards, Earnes	10	90	334	0	489	0	913	91.3
Wright, Micah	9	31	688	189	0	0	908	100.9
Mack, Josh	10	712	176	0	7	0	895	89.5
Scott, DeAndre	8	0	0	0	376	0	376	47.0
Davis-Ray, Dari	8	280	75	0	0	0	355	44.4
Total	11	1546	2388	195	1127	98	5354	486.7
Opponents	11	1867	2453	185	744	163	5412	492.0

Total Offense	g	plays	rush	pass	total	avg/g
---------------	---	-------	------	------	-------	-------



2016 Stats: Defensive Statistics

2016 University of Maine Football Maine Overall Defensive Statistics (as of Jul 20, 2017) All games

##	Defensive Leaders	gp	Tackles			tfl/yds	Sacks		Pass defense			Fumbles		blkd	
			ua	a	tot		no-yds	int-yds	brup	qbh	rcv-yds	ff	kick	saf	
6	Mulumba Tshiman	10	35	62	97	7.0-20	3.5-15	.	2
29	Matovu, Jason	11	48	19	67	2.5-6	0.5-3	1-15	5	.	1-0	1	.	.	.
52	Sheffield, Ster	11	39	26	65	11.0-51	5.0-33	1-0	4	.	1-0	1	1	.	.
5	Ricard, Pat	11	25	25	50	15.5-59	5.5-40	.	1	5	.	.	1	.	.
3	Hart, Darrius	11	30	17	47	1.0-2	.	3-30	3
27	Scott, DeAndre	8	21	23	44	2.0-6	.	1-0	1
1	Goode, Najee	11	26	14	40	3.5-13	1.0-10	2-0	7	.	1-74	3	.	.	.
92	Egwuonwu, Uchen	11	11	29	40	3.5-9	1.0-4	.	1	1
30	Brown, Austin	11	8	24	32	1.0-2	.	1-5	1	.	1-62	1	.	.	.
9	Greene, Darius	11	9	21	30	5.0-11	.	1-0	.	.	.	1	.	.	.
50	Lowe, Taji	10	12	16	28	0.5-2	.	.	1
21	DeVaughn, Jeffr	11	18	10	28
26	Patterson, Mann	11	15	8	23	1.0-1	.	.	10
95	Tarbox, Dakota	11	10	10	20	2.5-4
44	Walsh, Connor	10	11	8	19	2.0-6	.	1-48
41	Hume, Zachary	9	10	6	16	2.0-3	1.0-2	.	1	2	.	.	1	.	.
32	Wilson, Kayshaw	11	11	4	15	0.5-2	0.5-2
24	Demuren, Sinmis	8	6	6	12	.	.	1-0	2
98	Oregon, Alejand	9	2	6	8
18	Huffman, Joshua	11	8	.	8	.	.	.	1
72	Stevens, Andrew	11	1	7	8	0.5-0
22	Dawson, AJ	9	5	2	7
66	Huntington, Sch	10	5	2	7
20	Hall, Tayvon	9	5	1	6	.	.	.	1	.	1-0
57	Davis, Benjamin	11	4	2	6
23	Nelson, Mozai	8	5	1	6	1.0-1	1-23
94	Mitchell, Charl	10	1	3	4	1.0-5
81	Edwards, Earnes	10	3	.	3
10	Wright, Micah	9	3	.	3
97	Whitaker, Kayon	6	.	3	3
TM	TEAM	8	3	.	3	1	.	.	.
80	Salmon, Jeremy	11	2	.	2	1-0
28	Williams, Zaire	8	1	1	2	.	.	.	1
51	Turner, Davis	2	1	.	1
31	DeMartini, Jame	10	.	1	1
19	Carey, Spencer	7	1	.	1
7	Collins, Dan	11	1	.	1
96	Leonard, Patric	8	.	1	1
75	Reddington, Joh	11	1	.	1
4	Osumah, Jared	11	1	.	.
Total		11	397	358	755	63-203	18-109	12-98	42	8	7-159	8	4	.	.
Opponents		11	362	376	738	64-222	14-110	16-163	47	14	1-0	4	3	1	.



Team Statistics	MAINE	OPP
SCORING	245	288
Points Per Game	22.3	26.2
Points Off Turnovers	40	45
FIRST DOWNS	192	206
Rushing	73	92
Passing	110	102
Penalty	9	12
RUSHING YARDAGE	1546	1867
Yards gained rushing	1801	2081
Yards lost rushing	255	214
Rushing Attempts	389	410
Average Per Rush	4.0	4.6
Average Per Game	140.5	169.7
TDs Rushing	10	18
PASSING YARDAGE	2388	2453
Comp-Att-Int	167-320-16	179-345-12
Average Per Pass	7.5	7.1
Average Per Catch	14.3	13.7
Average Per Game	217.1	223.0
TDs Passing	19	16
TOTAL OFFENSE	3934	4320
Total Plays	709	755
Average Per Play	5.5	5.7
Average Per Game	357.6	392.7
KICK RETURNS: #-Yards	48-1127	41-744
PUNT RETURNS: #-Yards	21-195	23-185
INT RETURNS: #-Yards	12-98	16-163
KICK RETURN AVERAGE	23.5	18.1
PUNT RETURN AVERAGE	9.3	8.0
INT RETURN AVERAGE	8.2	10.2
FUMBLES-LOST	7-1	13-7
PENALTIES-Yards	67-650	44-370
Average Per Game	59.1	33.6
PUNTS-Yards	70-2760	67-2572
Average Per Punt	39.4	38.4
Net punt average	35.1	34.6
KICKOFFS-Yards	46-2422	57-3370
Average Per Kick	52.7	59.1
Net kick average	36.5	35.8
TIME OF POSSESSION/Game	28:54	31:06
3RD-DOWN Conversions	57/153	60/165
3rd-Down Pct	37%	36%
4TH-DOWN Conversions	2/12	13/19
4th-Down Pct	17%	68%
SACKS BY-Yards	18-109	14-110
MISC YARDS	0	37
TOUCHDOWNS SCORED	35	37
FIELD GOALS-ATTEMPTS	1-7	9-12
ON-SIDE KICKS	0-0	0-0
RED-ZONE SCORES	(17-31) 55%	(27-34) 79%
RED-ZONE TOUCHDOWNS	(16-31) 52%	(20-34) 59%
PAT-ATTEMPTS	(28-31) 90%	(35-36) 97%
ATTENDANCE	39686	89385
Games/Avg Per Game	5/7937	6/14898
Neutral Site Games		0/0

Score by Quarters	1st	2nd	3rd	4th	OT	Total
Maine	51	81	70	43	0	245
Opponents	45	70	96	77	0	288



2016 Stats: Redzone

2016 University of Maine Football Maine Red-Zone Results (as of Jul 20, 2017) All games

Maine Inside Opponent Red-Zone

Date	Opponent	Score	Times In RZ	Times Scored	Total Pts	Rush TDs	Pass TDs	FGs Made	Failed to score inside RZ						
									FGA	Down	Int	Fumb	Half	Game	
Sept 1, 2016	at UConn	L 21-24	2	1	7	1	0	1	0	1	0	0	0	0	0
09/10/16	at TOLEDO	L 3-45	2	1	3	0	0	0	1	1	0	0	0	0	0
Sep 24, 2016	JMU	L 20-31	2	2	14	2	2	0	0	0	0	0	0	0	0
Oct 01, 2016	BRYANT	W 35-31	3	3	21	3	2	1	0	0	0	0	0	0	0
Oct 08, 2016	at Delaware	W 28-21	3	2	15	2	0	2	0	1	0	0	0	0	0
Oct 15, 2016	ALBANY	W 20-16	1	0	0	0	0	0	0	1	0	0	0	0	0
Oct 22, 2016	at Rhode Island	W 28-21	2	1	7	1	0	1	0	0	1	0	0	0	0
Oct 29, 2016	at William and Mary	W 35-28	4	3	21	3	2	1	0	0	1	0	0	0	0
Nov 05, 2016	VILLANOVA	L 7-26	5	0	0	0	0	0	0	1	1	3	0	0	0
Nov 12, 2016	at Stony Brook	W 27-21	5	3	21	3	1	2	0	0	1	0	0	1	0
Nov 19, 2016	UNH	L 21-24	2	1	7	1	0	1	0	0	1	0	0	0	0
Totals			31	17	116	16	7	9	1	5	5	3	0	1	0

17 of 31 (54.8%)

Opponents Inside Maine Red-Zone

Date	Opponent	Score	Times In RZ	Times Scored	Total Pts	Rush TDs	Pass TDs	FGs Made	Failed to score inside RZ						
									FGA	Down	Int	Fumb	Half	Game	
Sept 1, 2016	at UConn	L 21-24	4	3	17	2	2	0	1	0	0	0	1	0	0
09/10/16	at TOLEDO	L 3-45	2	2	10	1	1	0	1	0	0	0	0	0	0
Sep 24, 2016	JMU	L 20-31	5	3	17	2	1	1	1	0	0	1	0	1	0
Oct 01, 2016	BRYANT	W 35-31	4	4	24	3	0	3	1	0	0	0	0	0	0
Oct 08, 2016	at Delaware	W 28-21	2	2	14	2	2	0	0	0	0	0	0	0	0
Oct 15, 2016	ALBANY	W 20-16	3	2	11	1	1	0	1	1	0	0	0	0	0
Oct 22, 2016	at Rhode Island	W 28-21	2	1	7	1	1	0	0	0	0	1	0	0	0
Oct 29, 2016	at William and Mary	W 35-28	3	3	21	3	2	1	0	0	0	0	0	0	0
Nov 05, 2016	VILLANOVA	L 7-26	4	4	23	3	0	3	1	0	0	0	0	0	0
Nov 12, 2016	at Stony Brook	W 27-21	1	1	7	1	1	0	0	0	0	0	0	0	0
Nov 19, 2016	UNH	L 21-24	4	2	10	1	0	1	1	0	1	1	0	0	0
Totals			34	27	161	20	11	9	7	1	1	3	1	1	0

27 of 34 (79.4%)



3rd-Down Conversions

Date	Opponent	Score	Overall	1st Qtr	2nd Qtr	3rd Qtr	4th Qtr	Overtime
Sept 1, 2016	at UConn	L 21-24	4-11 36.4	1-3 33.3	1-2 50.0	0-3 0.0	2-3 66.7	
09/10/16	at TOLEDO	L 3-45	5-19 26.3	3-6 50.0	0-4 0.0	1-5 20.0	1-4 25.0	
Sep 24, 2016	JMU	L 20-31	2-9 22.2	0-2 0.0	0-1 0.0	1-3 33.3	1-3 33.3	
Oct 01, 2016	BRYANT	W 35-31	7-15 46.7	1-4 25.0	2-4 50.0	1-1 100.0	3-6 50.0	
Oct 08, 2016	at Delaware	W 28-21	7-14 50.0	0-2 0.0	2-4 50.0	2-3 66.7	3-5 60.0	
Oct 15, 2016	ALBANY	W 20-16	5-14 35.7	2-4 50.0	1-4 25.0	1-2 50.0	1-4 25.0	
Oct 22, 2016	at Rhode Island	W 28-21	4-15 26.7	1-5 20.0	1-3 33.3	1-3 33.3	1-4 25.0	
Oct 29, 2016	at William and Mary	W 35-28	5-14 35.7	2-3 66.7	0-2 0.0	1-3 33.3	2-6 33.3	
Nov 05, 2016	VILLANOVA	L 7-26	4-11 36.4	1-3 33.3	0-3 0.0	1-3 33.3	2-2 100.0	
Nov 12, 2016	at Stony Brook	W 27-21	9-17 52.9	4-5 80.0	3-4 75.0	2-3 66.7	0-5 0.0	
Nov 19, 2016	UNH	L 21-24	5-14 35.7	1-2 50.0	1-4 25.0	1-4 25.0	2-4 50.0	
Maine			57-153 37.3	16-39 41.0	11-35 31.4	12-33 36.4	18-46 39.1	0-0 0.0
Opponents			60-165 36.4	13-39 33.3	13-43 30.2	20-41 48.8	14-42 33.3	0-0 0.0

4th-Down Conversions

Date	Opponent	Score	Overall	1st Qtr	2nd Qtr	3rd Qtr	4th Qtr	Overtime
Sept 1, 2016	at UConn	L 21-24	0-0 0.0	0-0 0.0	0-0 0.0	0-0 0.0	0-0 0.0	
09/10/16	at TOLEDO	L 3-45	0-1 0.0	0-0 0.0	0-1 0.0	0-0 0.0	0-0 0.0	
Sep 24, 2016	JMU	L 20-31	0-2 0.0	0-1 0.0	0-0 0.0	0-0 0.0	0-1 0.0	
Oct 01, 2016	BRYANT	W 35-31	0-1 0.0	0-0 0.0	0-1 0.0	0-0 0.0	0-0 0.0	
Oct 08, 2016	at Delaware	W 28-21	1-1 100.0	0-0 0.0	1-1 100.0	0-0 0.0	0-0 0.0	
Oct 15, 2016	ALBANY	W 20-16	0-2 0.0	0-1 0.0	0-1 0.0	0-0 0.0	0-0 0.0	
Oct 22, 2016	at Rhode Island	W 28-21	0-1 0.0	0-1 0.0	0-0 0.0	0-0 0.0	0-0 0.0	
Oct 29, 2016	at William and Mary	W 35-28	0-1 0.0	0-0 0.0	0-0 0.0	0-0 0.0	0-1 0.0	
Nov 05, 2016	VILLANOVA	L 7-26	0-1 0.0	0-0 0.0	0-0 0.0	0-1 0.0	0-0 0.0	
Nov 12, 2016	at Stony Brook	W 27-21	0-1 0.0	0-0 0.0	0-0 0.0	0-0 0.0	0-1 0.0	
Nov 19, 2016	UNH	L 21-24	1-1 100.0	0-0 0.0	0-0 0.0	0-0 0.0	1-1 100.0	
Maine			2-12 16.7	0-3 0.0	1-4 25.0	0-1 0.0	1-4 25.0	0-0 0.0
Opponents			13-19 68.4	2-3 66.7	3-5 60.0	2-2 100.0	6-9 66.7	0-0 0.0

Time of Possession

Date	Opponent	Score	Overall	1st Qtr	2nd Qtr	3rd Qtr	4th Qtr	Overtime
Sept 1, 2016	at UConn	L 21-24	23:44	6:52	3:28	8:25	4:59	
09/10/16	at TOLEDO	L 3-45	35:30	10:08	7:29	7:47	10:06	
Sep 24, 2016	JMU	L 20-31	28:35	6:04	6:53	8:39	6:59	
Oct 01, 2016	BRYANT	W 35-31	28:56	6:16	5:44	4:50	12:06	
Oct 08, 2016	at Delaware	W 28-21	28:53	5:18	8:21	6:02	9:12	
Oct 15, 2016	ALBANY	W 20-16	27:36	7:29	7:47	3:41	8:39	
Oct 22, 2016	at Rhode Island	W 28-21	26:25	7:26	6:25	4:48	7:46	
Oct 29, 2016	at William and Mary	W 35-28	28:27	6:38	9:17	5:15	7:17	
Nov 05, 2016	VILLANOVA	L 7-26	25:58	6:10	8:14	6:52	4:42	
Nov 12, 2016	at Stony Brook	W 27-21	36:16	8:45	9:22	7:08	11:01	
Nov 19, 2016	UNH	L 21-24	27:36	7:08	7:56	6:47	5:45	
Maine			Total	78:14	80:56	70:14	88:32	0:00
			Avg.	7:06	7:21	6:23	8:02	0:00
Opponents			Total	86:46	84:04	94:46	76:28	0:00
			Avg.	7:53	7:38	8:36	6:57	0:00



TEAM STATISTICS

Date	Opponent	Rushing				Receiving				Passing				Kick Returns				Punt Returns				tot off		
		no.	yds	td	lg	no.	yds	td	lg	cmp	att	int	yds	td	lg	no.	yds	td	lg	no.	yds		td	lg
Sept 1	at UConn	19	40	0	10	19	269	2	48	19	33	0	269	2	48	2	34	0	18	0	0	0	0	309
09/10/16	at TOLEDO	42	170	0	37	9	65	0	14	9	25	0	65	0	14	7	149	0	25	3	3	0	2	235
Sep 24	JMU	36	103	3	23	13	238	0	40	13	22	3	238	0	40	5	112	0	61	2	6	0	6	341
Oct 01	BRYANT	39	209	3	25	16	196	2	38	16	33	3	196	2	38	5	127	0	44	4	55	0	53	405
Oct 08	at Delaware	28	68	0	19	21	307	3	60	21	33	1	307	3	60	4	106	0	29	1	10	0	10	375
Oct 15	ALBANY	44	187	0	13	11	280	3	51	11	23	1	280	3	51	4	150	0	83	0	0	0	0	467
Oct 22	at Rhode Island	30	201	1	65	13	147	2	43	13	30	0	147	2	43	4	76	0	26	3	29	0	20	348
Oct 29	at William and Mary	38	186	2	27	19	280	2	43	19	33	1	280	2	43	3	46	0	23	1	67	1	67	466
Nov 05	VILLANOVA	29	99	0	26	18	235	0	27	18	35	4	235	0	27	5	186	1	97	2	10	0	7	334
Nov 12	at Stony Brook	49	159	1	15	16	156	2	21	16	24	1	156	2	21	4	65	0	21	3	18	0	16	315
Nov 19	UNH	35	124	0	17	12	215	3	45	12	29	2	215	3	45	5	76	0	27	2	-3	0	6	339
Opponents		389	1546	10	65	167	2388	19	60	167	320	16	2388	19	60	48	1127	1	97	21	195	1	67	3934
Opponents		410	1867	18	85	179	2453	16	89	179	345	12	2453	16	89	41	744	0	50	23	185	1	27	4320

Games: 11 • Avg/rush: 4.0 • Avg/catch: 14.3 • Pass effic: 124.47 • KR avg: 23.5 • PR avg: 9.3 • All purpose avg/game: 486.7 • Total offense avg/gm: 357.6

Date	Opponent	Tackles				Sacks no-yds	Fumble		Pass Defense			blkd		PAT Attempts			off	
		ua	a	total	tfl-yds		ff	fr-yds	int-yds	qhb	brup	kick	kick	rush	rcv	saf	t/o	pts
Sept 1	at UConn	46	30	76	10.0-30	2.0-16	2	1-74	0-0	0	3	0	3-3	0	0	0	7	21
09/10/1	at TOLEDO	26	36	62	0.0-0	0.0-0	0	1-0	1-0	1	5	0	0-0	0	0	0	0	3
Sep 24	JMU	32	50	82	5.0-14	3.0-10	0	0-0	1-0	0	3	0	2-2	0	0	0	20	
Oct 01	BRYANT	31	36	67	9.0-30	4.0-22	0	0-0	1-0	0	5	0	5-5	0	0	0	35	
Oct 08	at Delaware	41	22	63	3.0-7	0.0-0	1	1-62	0-0	0	2	0	2-3	0	1	0	28	
Oct 15	ALBANY	22	56	78	2.0-13	1.0-10	0	0-0	1-5	0	4	1	2-2	0	0	0	20	
Oct 22	at Rhode Island	47	14	61	2.0-4	0.0-0	2	0-0	5-88	5	4	0	4-4	0	0	7	28	
Oct 29	at William and Mary	52	12	64	3.0-11	1.0-8	2	2-0	1-0	2	6	0	3-4	0	1	0	35	
Nov 05	VILLANOVA	33	50	83	11.0-27	2.0-7	1	1-0	0-0	0	2	3	1-1	0	0	0	7	
Nov 12	at Stony Brook	27	24	51	9.0-28	2.0-9	0	1-23	1-0	0	3	0	3-4	0	0	0	27	
Nov 19	UNH	40	28	68	9.0-39	3.0-27	0	0-0	1-5	0	5	0	3-3	0	0	0	21	
Opponents		397	358	755	63.0-203	18.0-109	8	7-159	12-98	8	42	4	28-31	0	2	0	245	
Opponents		362	376	738	64.0-222	14.0-110	4	1-0	16-163	14	47	3	35-36	0	1	1	288	

Date	Opponent	Punting										Field Goals			Kickoffs				
		no.	yds	avg	long	blkd	tb	fc	50+	i20	md-att	long	blkd	no.	yds	avg	tb	ob	
Sept 1	at UConn	5	191	38.2	48	0	0	3	0	1	0-2	0	1	4	212	53.0	0	1	
09/10/1	at TOLEDO	11	440	40.0	56	1	0	2	2	5	1-2	29	1	2	129	64.5	0	0	
Sep 24	JMU	4	197	49.2	59	0	1	0	2	0	0-0	0	0	4	211	52.8	0	0	
Oct 01	BRYANT	6	216	36.0	39	0	1	2	0	1	0-0	0	0	5	233	46.6	0	0	
Oct 08	at Delaware	5	205	41.0	46	0	1	2	0	3	0-1	0	0	5	253	50.6	0	0	
Oct 15	ALBANY	5	186	37.2	56	0	0	2	1	1	0-1	0	0	4	181	45.2	0	1	
Oct 22	at Rhode Island	10	395	39.5	50	0	0	2	1	4	0-0	0	0	5	283	56.6	0	0	
Oct 29	at William and Mary	6	217	36.2	55	0	0	3	1	2	0-0	0	0	6	328	54.7	0	0	
Nov 05	VILLANOVA	4	143	35.8	46	0	1	1	0	1	0-1	0	0	2	116	58.0	0	0	
Nov 12	at Stony Brook	6	214	35.7	46	0	0	2	0	4	0-0	0	0	5	269	53.8	0	0	
Nov 19	UNH	8	356	44.5	58	0	2	1	4	3	0-0	0	0	4	207	51.8	0	0	
Opponents		70	2760	39.4	59	1	6	20	11	25	1-7	29	2	46	2422	52.7	0	2	
Opponents		67	2572	38.4	53	2	3	30	9	16	9-12	43	1	57	3370	59.1	8	0	



2016 Stats: Opponent Game-by-Game

2016 University of Maine Football Maine Opponent Game-by-Game (as of Jul 20, 2017) All games

OPPONENT STATISTICS

Date	Opponent	Rushing				Receiving				Passing				Kick Returns				Punt Returns				tot off
		no.	yds	td	lg	no.	yds	td	lg	cmp-att-int	yds	td	lg	no.	yds	td	lg	no.	yds	td	lg	
Sept 1	at UConn	50	200	3	35	16	162	0	24	16-23-0	162	0	24	3	52	0	22	0	0	0	0	362
09/10/16	at TOLEDO	33	187	1	43	13	329	4	89	13-27-1	329	4	89	2	50	0	36	8	60	1	27	516
Sep 24	JMU	47	293	3	85	12	137	1	34	12-22-1	137	1	34	4	84	0	29	2	24	0	20	430
Oct 01	BRYANT	25	35	0	18	27	318	4	35	27-54-1	318	4	35	2	24	0	28	1	-1	0	0	353
Oct 08	at Delaware	46	319	3	61	6	74	0	26	6-17-0	74	0	26	5	88	0	31	1	-1	0	0	393
Oct 15	ALBANY	38	148	1	22	10	187	0	45	10-26-1	187	0	45	3	31	0	16	1	23	0	23	335
Oct 22	at Rhode Island	30	83	1	14	20	347	2	65	20-47-5	347	2	65	5	112	0	50	4	46	0	26	430
Oct 29	at William and Mary	31	184	3	43	26	285	1	40	26-45-1	285	1	40	6	100	0	21	0	0	0	0	469
Nov 05	VILLANOVA	36	94	0	11	23	326	3	42	23-31-0	326	3	42	2	45	0	23	2	11	0	6	420
Nov 12	at Stony Brook	35	155	2	50	5	67	0	17	5-13-1	67	0	17	5	83	0	22	1	3	0	3	222
Nov 19	UNH	39	169	1	46	21	221	1	28	21-40-1	221	1	28	4	75	0	23	3	20	0	10	390
Maine		410	1867	18	85	179	2453	16	89	179-345-12	2453	16	89	41	744	0	50	23	185	1	27	4320
Maine		389	1546	10	65	167	2388	19	60	167-320-16	2388	19	60	48	1127	1	97	21	195	1	67	3934

Games: 11 • Avg/rush: 4.6 • Avg/catch: 13.7 • Pass effic: 119.96 • KR avg: 18.1 • PR avg: 8.0 • All purpose avg/game: 492.0 • Total offense avg/gm: 392.7

Date	Opponent	Tackles				Sacks	Fumble		Pass Defense			blkd kick	PAT Attempts			off				
		ua	a	total	tfl-yds		no-yds	ff	fr-yds	int-yds	qbh		brup	kick	rush	rcv	saf	t/o	pts	
Sept 1	at UConn	23	24	47	4.0-14	0.0-0	1	0-0	0-0	3	2	1	3-3	0	0	0	0	0	0	24
09/10/1	at TOLEDO	44	32	76	11.0-30	1.0-4	1	0-0	0-0	4	7	2	6-6	0	0	0	0	0	0	45
Sep 24	JMU	34	36	70	12.0-47	4.0-28	0	0-0	3-28	0	3	0	4-4	0	0	0	0	14	31	
Oct 01	BRYANT	26	56	82	3.0-14	1.0-10	0	0-0	3-55	0	5	0	4-4	0	0	0	0	7	31	
Oct 08	at Delaware	37	26	63	6.0-32	3.0-28	0	0-0	1-0	0	4	0	3-3	0	0	0	0	0	21	
Oct 15	ALBANY	20	56	76	3.0-4	0.0-0	1	1-0	1-0	0	7	0	0-0	0	1	1	3	16		
Oct 22	at Rhode Island	35	20	55	3.0-8	0.0-0	1	0-0	0-0	5	6	0	3-3	0	0	0	0	0	21	
Oct 29	at William and Mary	45	12	57	3.0-7	1.0-4	0	0-0	1-0	2	5	0	4-4	0	0	0	0	0	28	
Nov 05	VILLANOVA	24	40	64	7.0-45	3.0-33	0	0-0	4-24	0	2	0	2-3	0	0	0	0	7	26	
Nov 12	at Stony Brook	42	40	82	6.0-10	0.0-0	0	0-0	1-12	0	3	0	3-3	0	0	0	0	7	21	
Nov 19	UNH	32	34	66	6.0-11	1.0-3	0	0-0	2-44	0	3	0	3-3	0	0	0	0	7	24	
Maine		362	376	738	64.0-222	14.0-110	4	1-0	16-163	14	47	3	35-36	0	1	1	1	45	288	
Maine		397	358	755	63.0-203	18.0-109	8	7-159	12-98	8	42	4	28-31	0	2	0	40	245		

Date	Opponent	Punting										Field Goals			Kickoffs				
		no.	yds	avg	long	blkd	tb	fc	50+	i20	md-att	long	blkd	no.	yds	avg	tb	ob	
Sept 1	at UConn	5	213	42.6	51	0	0	3	1	3	1-1	37	0	5	307	61.4	3	0	
09/10/1	at TOLEDO	3	130	43.3	50	0	0	0	1	0	1-2	31	0	8	495	61.9	1	0	
Sep 24	JMU	6	203	33.8	50	0	0	1	1	2	1-1	31	0	6	348	58.0	1	0	
Oct 01	BRYANT	7	263	37.6	51	0	0	2	1	1	1-1	35	0	6	354	59.0	1	0	
Oct 08	at Delaware	6	276	46.0	51	0	1	4	1	2	0-0	0	0	4	250	62.5	0	0	
Oct 15	ALBANY	7	294	42.0	52	0	1	4	3	4	2-3	39	1	4	236	59.0	0	0	
Oct 22	at Rhode Island	7	282	40.3	53	0	0	3	1	1	0-1	0	0	4	237	59.2	0	0	
Oct 29	at William and Mary	7	213	30.4	38	0	0	6	0	1	0-0	0	0	5	321	64.2	2	0	
Nov 05	VILLANOVA	5	138	27.6	44	2	0	1	0	1	2-2	43	0	6	346	57.7	0	0	
Nov 12	at Stony Brook	6	259	43.2	48	0	1	2	0	0	0-0	0	0	4	227	56.8	0	0	
Nov 19	UNH	8	301	37.6	46	0	0	4	0	1	1-1	21	0	5	249	49.8	0	0	
Maine		67	2572	38.4	53	2	3	30	9	16	9-12	43	1	57	3370	59.1	8	0	
Maine		70	2760	39.4	59	1	6	20	11	25	1-7	29	2	46	2422	52.7	0	2	



Game #1

	Maine _____	21	
	UConn _____	24	
<i>Sept. 1, 2016 // Pratt & Whitney Stadium (29,377)</i>			

	1	2	3	4	OT	F
Maine (0-1)	7	0	7	7		21
UConn (1-0)	0	7	7	10		24

FIRST QUARTER

M - J. Mack 20 yd pass from D. Collins (P. Leonard kick); 7 plays, 95 yards, TOP 3:45

SECOND QUARTER

C - R. Johnson 1 yard run (B. Puyol kick); 16 plays, 75 yards, TOP 8:55

THIRD QUARTER

C - R. Johnson 21 yard run (B. Puyol kick); 5 plays, 57 yards, TOP 1:48

M - J. Reed 40 yard pass from D. Collins (P. Leonard kick); 6 plays, 75 yards, TOP 3:09

FOURTH QUARTER

M - N. Goode 74 yard fumble recovery (P. Leonard kick)

C - A. Newsome 2 yard run (B. Puyol kick); 6 plays, 54 yards, TOP 3:20

C - B. Puyol 37 yard field goal; 10 plays, 50 yards, TOP 1:37

TEAM STATISTICS

Category	Maine	UConn
First Downs	16	23
Rushing Yards (Net)	40	200
Passing Yards (Net)	269	162
Comp.-Att.-Int.	19-33-0	16-23-0
Total Plays-Total Yards	52-309	73-362
Fumbles-Lost	1-0	2-1
Penalties-Yards	4-46	3-30
Punts-Yards (Avg.)	5-191 (38.2)	5-213 (42.6)
Punt Returns-Yards	0-0	0-0
Kickoff Returns-Yards	2-34	3-52
Interception Returns-Yards	0-0	0-0
Third-Down Conversions (%)	4-11 (36.4%)	8-15 (53.3%)
Fourth-Down Conversions (%)	0-0	1-1 (100.0%)
Time of Possession	23:44	36:16
Sacks By-(Yards Lost)	2-16	0-0

INDIVIDUAL STATISTICS

RUSHING (Attps/Yds/TD): MAINE - J. Mack (9-27); N. Beckford (9-7); J. Osumah (1-6). **UCONN** - B. Shirreffs (20-95); R. Johnson (15-65-2); A. Newsome (15-40-1).

PASSING (Comp/Attps/Ints/Yds/TD): MAINE - D. Collins 19-33-0-269-2. **UCONN** - B. Shirreffs 16-23-0-162-0.

RECEIVING (Rec/Yards/TD): MAINE - J. Reed (8-169-1); J. Osumah (4-27); J. Mack (3-36-1); J. Dunn (2-9); M. Adams (1-20); J. Blair (1-8). **UCONN** - N. Thomas (9-70); T. Davis (2-21); R. Johnson (2-14); A. Newsome (1-24); B. Lemelle (1-18); T. Myers (1-15).

INTERCEPTIONS: MAINE - None. **UCONN** - None.

FUMBLES (Fumble/Lost): MAINE - J. Osumah (1-0). **UCONN** - B. Shirreffs (1-1); N. Thomas (1-0).

Game #2

	Maine _____	3	
	Toledo _____	45	
<i>Sept. 10, 2016 // Glass Bowl (23,439)</i>			

	1	2	3	4	OT	F
Maine (0-2)	3	0	0	0		3
Toledo (2-0)	7	10	21	7		45

FIRST QUARTER

M - P. Leonard 29 yd field goal; 15 plays, 68 yards, TOP 7:09

T - C. Jones 85 yd pass from L. Woodside (Jameson Vest kick); 3 plays, 86 yards, TOP 1:19

SECOND QUARTER

T - J. Vest 31 yd field goal; 14 plays, 55 yards, TOP 6:00

T - C. Thompson 64 yd pass from L. Woodside (J. Vest kick); 1 play, 64 yards TOP 0:09

THIRD QUARTER

T - M. Roberts 21 yd pass from L. Woodside (J. Vest kick); 13 plays, 84 yards, TOP 5:25

T - R. Jones 27 yd punt return (J. Vest kick)

T - J. Johnson 89 yd pass from L. Woodside (J. Vest kick); 3 plays, 91 yards, TOP 0:48

FOURTH QUARTER

T - A. Thompkins 2 yd run (J. Vest kick); 4 plays, 57 yards, TOP 1:45

TEAM STATISTICS

Category	Maine	Toledo
First Downs	12	17
Rushing Yards (Net)	170	187
Passing Yards (Net)	65	329
Comp.-Att.-Int.	9-25-0	13-27-1
Total Plays-Total Yards	67-235	60-516
Fumbles-Lost	1-0	1-1
Penalties-Yards	8-65	8-68
Punts-Yards (Avg.)	11-440 (40.0)	3-130 (43.3)
Punt Returns-Yards	3-3-0	8-60-1
Kickoff Returns-Yards	7-149	2-50
Interception Returns-Yards	1-0	0-0
Third-Down Conversions (%)	5-19 (26.3%)	8-15 (53.3%)
Fourth-Down Conversions (%)	0-1 (0.0%)	1-1 (100.0%)
Time of Possession	35:30	24:30
Sacks By-(Yards Lost)	0-0	1-4

INDIVIDUAL STATISTICS

RUSHING (Attps/Yds/TD): MAINE - D. Davis-Ray (11-67); Z. Williams (15-52); N. Beckford (13-39); D. Collins (2-12); J. Dunn (1-0). **TOLEDO** - K. Hunt (15-66); A. Thompkins (5-61-1); D. Jones-Moore (8-45); T. Swanson (3-13); L. Woodside (1-6).

PASSING (Comp/Attps/Ints/Yds/TD): MAINE - D. Collins 9-25-0-65-0. **TOLEDO** - L. Woodside 13-25-1-329-4; M. Julian 0-2-0-0-0.

RECEIVING (Rec/Yards/TD): MAINE - M. Adams (3-31); J. Dunn (3-21); J. Reed (1-11); Jul. Dunn (1-6); N. Beckford (1-(-4)). **TOLEDO** - C. Jones (3-100-1); J. Johnson (1-89-1); C. Thompson (2-85-1); M. Roberts (3-34-1); Z. Yousey (1-11); Lewis-McKinley (1-6); T. Swanson (1-3); K. Hunt (1-1).

INTERCEPTIONS: MAINE - S. Sheffield (1-0). **TOLEDO** - None.

FUMBLES (Fumble/Lost): MAINE - D. Collins (1-0). **TOLEDO** - K. Hollman (1-1).



2016 Boxscores

Game #3



#11/7 James Madison _____ 31
 Maine _____ 20



Sept. 24, 2016 -- Alford Stadium (8,786)

	1	2	3	4	OT	F
JMU (3-1, 1-0)	7	3	7	14		31
Maine (0-3, 0-1)	0	13	7	0		20

FIRST QUARTER

J - K. Abdullah 3 yd run (T. Gray kick); 8 plays, 69 yards, TOP 3:23

SECOND QUARTER

M - E. Edwards 23 yd run (D. Collins pass failed); 6 plays, 80 yards, TOP 2:37

J - T. Gray 31 yd field goal; 10 plays, 52 yards, TOP 4:18

M - N. Beckford 2 yd run (P. Leonard kick); 5 plays, 75 yards, TOP 1:41

THIRD QUARTER

J - K. Abdullah 85 yd run (T. Gray kick); 3 plays, 92 yards, TOP 1:33

M - D. Davis-Ray 3 yd run (P. Leonard kick); 8 plays, 75 yards, TOP 3:10

FOURTH QUARTER

J - J. Miller 19 yd pass from B. Schor (T. Gray kick); 9 plays, 67 yards, TOP 3:41

J - Ca. Johnson 52 yd run (T. Gray kick); 1 play, 52 yards, TOP 0:09

TEAM STATISTICS

Category	James Madison	Maine
First Downs	20	18
Rushing Yards (Net)	293	103
Passing Yards (Net)	137	238
Comp.-Att.-Int.	12-22-1	13-22-3
Total Plays-Total Yards	69 - 430	58-341
Fumbles-Lost	1-0	0-0
Penalties-Yards	6-55	6-75
Punts-Yards (Avg.)	6-203 (33.8)	4-197 (49.2)
Punt Returns-Yards	2-24	2-6
Kickoff Returns-Yards	4-84	5-112
Interception Returns-Yards	3-28	1-0
Third-Down Conversions (%)	4-14 (28.6%)	2-9 (22.2%)
Fourth-Down Conversions (%)	2-2 (100.0%)	0-2 (0.0%)
Time of Possession	31:25	28:35
Sacks By-(Yards Lost)	4-28	3-10

INDIVIDUAL STATISTICS

RUSHING (Attps/Yds/TD): JMU - K. Abdullah (22-172-2); Ca. Johnson (13-110-1); B. Schor (11-10); B. Ravenel (1-1). **MAINE** - D. Davis-Ray (10-47-1); Z. Williams (11-35); N. Beckford (8-27-1); E. Edwards (1-23-1); J. Mack (2-(-1)); D. Collins (4-(-28)).

PASSING (Comp/Attps/Yds/TD/INT): JMU - B. Schor (12-22-137-1-1). **MAINE** - D. Collins (13-22-238-0-3).

RECEIVING (Rec/Yards/TD): JMU - B. Ravenel (3-58); J. Miller (5-55-1); T. Alls (2-13); D. Taylor (1-6); R. Davis (1-5). **MAINE** - M. Wright (3-84); M. Adams (3-44); J. Osumah (3-43); D. Davis-Ray (2-33); N. Beckford (1-22); J. Blair (1-12).

INTERCEPTIONS: JMU - R. Robinson (1-28); Jo. Brown (1-0); R. Greene (1-0). **MAINE** - D. Hart (1-0).

FUMBLES (Fumble/Lost): JMU - B. Schor (1-0). **MAINE** - None.

Game #4



Bryant _____ 31
 Maine _____ 35



Oct. 1, 2016 -- Alford Stadium (7,266)

	1	2	3	4	OT	F
Bryant (2-3, 1-0)	14	7	10	0		31
Maine (1-3, 0-1)	0	7	21	7		35

FIRST QUARTER

B - K. Thompson 28 yd pass from D. Easton (R. Perez kick); 8 plays, 45 yards, TOP 2:29

B - M. Sewall 25 yd pass from D. Easton (R. Perez kick); 9 plays, 61 yards, TOP 4:45

SECOND QUARTER

B - M. Sewall 18 yd pass from D. Easton (R. Perez kick); 3 plays 32 yards, TOP 0:34

M - M. Wright 3 yd pass from D. Collins (P. Leonard kick); 6 plays, 65 yards, TOP 0:38

THIRD QUARTER

B - R. Perez 35 yd field goal; 14 plays, 62 yards, TOP 5:30

M - J. Mack 2 yd run (P. Leonard kick); 7 plays, 62 yards, TOP 3:20

B - M. Sewall 18 yd pass from D. Easton (R. Perez kick); 6 plays, 65 yards, TOP 1:59

M - J. Reed 38 yd pass from D. Collins (P. Leonard kick); 4 plays, 55 yards, TOP 1:03

M - J. Mack 25 yd run (P. Leonard kick); 1 play, 25 yards, TOP 0:09

FOURTH QUARTER

M - J. Mack 9 yd run (P. Leonard kick); 10 plays, 51 yards, TOP 4:13

TEAM STATISTICS

Category	Bryant	Maine
First Downs	20	19
Rushing Yards (Net)	35	225
Passing Yards (Net)	318	180
Comp.-Att.-Int.	27-54-1	14-31-3
Total Plays-Total Yards	79-353	72-405
Fumbles-Lost	0-0	0-0
Penalties-Yards	4-40	9-75
Punts-Yards (Avg.)	7-263 (37.6)	6-216 (36.0)
Punt Returns-Yards	1-(-1)	4-55
Kickoff Returns-Yards	2-24	5-127
Interception Returns-Yards	3-55	1-0
Third-Down Conversions (%)	7-19 (36.8%)	7-15 (46.7%)
Fourth-Down Conversions (%)	2-4 (50.0%)	0-1 (0.0%)
Time of Possession	31:04	28:56
Sacks By-(Yards Lost)	1-10	4-22

INDIVIDUAL STATISTICS

RUSHING (Attps/Yds/TD): BRYANT - M. Sewall (3-19); R. Black (10-15); H. Taute (3-5); K. Thompson (1-3); P. Kenney (1-1); C. Martey (1-1); D. Easton (6-(-9)). **MAINE** - J. Mack (21-151-3); M. Wright (1-18); E. Edwards (2-16); J. Osumah (1-15); Z. Williams (5-11); M. Adams (1-8); D. Collins (4-7); N. Beckford (3-4).

PASSING (Comp/Attps/Yds/TD/INT): BRYANT - D. Easton (27-53-318-4-1). **MAINE** - D. Collins (14-30-180-2-3).

RECEIVING (Rec/Yards/TD): BRYANT - M. Sewall (7-89-3); T. Barthelette (5-83); R. Black (5-38); J. Constant (3-24); H. Taute (3-21); A. Aryee (2-26); K. Thompson (1-28-1); M. Baxter (1-9).. **MAINE** - M. Wright (5-53-1); J. Reed (4-81-1); J. Osumah (2-28); M. Adams (2-7); J. Mack (1-11).

INTERCEPTIONS: BRYANT - C. Keenan (1-0); D. HUGHes (1-49); C. Wingate (1-6). **MAINE** - D. Scott (1-0).

FUMBLES (Fumble/Lost): BRYANT - None. **MAINE** - None.



Game #5



Maine _____ 28
 Delaware _____ 21



Oct. 8, 2016 -- Delaware Stadium (18,108)

	1	2	3	4	OT	F
Maine (2-3, 1-1)	0	13	0	15		28
Delaware (2-3, 0-2)	7	7	0	7		21

FIRST QUARTER

D - J. Randolph 1 yd run (F. Raggio kick); 9 plays, 68 yards, TOP 4:56

SECOND QUARTER

M - E. Edwards 60 yd pass from D. Collins (P. Leonard kick failed); 4 plays, 95 yards, TOP 1:03
 M - M. Supp 1 yd pass from D. Collins (P. Leonard kick); 3 plays, 40 yards, TOP 1:13
 D - W. Hills 17 yd run (F. Raggio kick); 6 plays, 70 yards, TOP 3:11

THIRD QUARTER

FOURTH QUARTER

M - J. Reed 11 yd pass from D. Collins (J. Reed pass); 9 plays, 79 yards, TOP 3:44
 D - W. Hills 61 yd run (F. Raggio kick); 2 plays, 68 yards, TOP 0:42
 M - A. Browns 62 yd fumble recovery (P. Leonard kick)

TEAM STATISTICS

Category	Maine	Delaware
First Downs	18	18
Rushing Yards (Net)	68	319
Passing Yards (Net)	307	74
Comp.-Att.-Int.	21-33-1	6-17-0
Total Plays-Total Yards	61-375	63-393
Fumbles-Lost	0-0	1-62-1
Penalties-Yards	2-12	4-38
Punts-Yards (Avg.)	5-205 (41.0)	6-276 (46.0)
Punt Returns-Yards	1-10	1-(-1)
Kickoff Returns-Yards	4-106	5-88
Interception Returns-Yards	0-0	1-0
Third-Down Conversions (%)	7-14 (50.0%)	7-13 (53.8%)
Fourth-Down Conversions (%)	1-1 (100.0%)	0-0 (0.0%)
Time of Possession	28:53	31:07
Sacks By-(Yards Lost)	0-0	3-28

INDIVIDUAL STATISTICS

RUSHING (Attps/Yds/TD): MAINE - Z. Williams (9-47); J. Mack (5-19); N. Beckford (6-10); D. Davis-Ray (2-7); M. Adams (1-2); D. Collins (5-(-17)). **DELAWARE** - W. Hills (24-242-2); J. Walker (8-51); J. Randolph (8-21-1); T. Gallen (1-6); T. Jefferson (4-1); Team (1-(-2)).

PASSING (Comp/Attps/Yds/TD/INT): MAINE - D. Collins (21-33-307-3-1). **DELAWARE** - J. Walker (6-16-74-0-0); Team (0-1-0-0-0).

RECEIVING (Rec/Yards/TD): MAINE - M. Wright (8-98); E. Edwards (2-62-1); J. Reed (5-60-1); J. Mak (1-38); J. Salmon (2-30); J. Simonovich (1-12); N. Beckford (1-6); M. Supp (1-1-1). **DELAWARE** - V. Papale (2-37); D. Cherry (2-18); W. Hills (1-14); B. Whaley (1-5).

INTERCEPTIONS: MAINE - None. **DELAWARE** - T. Adewusi (1-0).

FUMBLES (Fumble/Lost): MAINE - None. **DELAWARE** - 1-1.

Game #6



#17 Albany _____ 16
 Maine _____ 20



Oct. 15, 2016 -- Alford Stadium (10,443)

	1	2	3	4	OT	F
Albany (4-2, 1-2)	3	5	0	8		16
Maine (3-3, 2-1)	7	6	7	0		20

FIRST QUARTER

A - E. Stark 27 yd field goal; 9 plays, 41 yds, TOP 4:34
 M - M. Wright 49 yd pass from D. Collins (D. Deoul kick); 7 plays, 86 yds, TOP 3:06

SECOND QUARTER

M - E. Edwards 40 yd pass from D. Collins (S. Sheffield rush failed); 3 plays, 53 yds, TOP 1:07
 A - Team 19 yd safety
 A - E. Stark 39 yd field goal; 9 plays, 32 yds, TOP 3:21

THIRD QUARTER

M - J. Dunn 51 yd pass from D. Collins (D. Deoul kick); 5 plays, 79 yds, TOP 1:33

FOURTH QUARTER

A - E. Ibitokun-Hanks 1 yd run (J. Crockett pass); 4 plays, 68 yds, TOP 1:56

TEAM STATISTICS

Category	Albany	Maine
First Downs	14	17
Rushing Yards (Net)	148	187
Passing Yards (Net)	187	280
Comp.-Att.-Int.	10-26-1	11-23-1
Total Plays-Total Yards	64-335	67-467
Fumbles-Lost	0-0	3-1
Penalties-Yards	2-15	6-55
Punts-Yards (Avg.)	7-294 (42.0)	5-186 (37.2)
Punt Returns-Yards	1-23	0-0
Kickoff Returns-Yards	3-31	5-150
Interception Returns-Yards	1-0	1-5
Third-Down Conversions (%)	4-15 (26.7%)	5-14 (35.7%)
Fourth-Down Conversions (%)	0-1 (0.0%)	0-2 (0.0%)
Time of Possession	32:24	27:36
Sacks By-(Yards Lost)	0-0	1-10

INDIVIDUAL STATISTICS

RUSHING (Attps/Yds/TD): ALBANY - N. Sussman (12-85); E. Ibitokun-Hanks (16-41-1); D. Alston (9-30); K. Rodgers (1-2). **MAINE** - D. Davis-Ray (16-81); J. Mack (11-57); Z. Williams (11-43); E. Edwards (3-30); Team (3-(-24)).

PASSING (Comp/Attps/Yds/TD/INT): ALBANY - D. Collins (21-33-307-3-1). **MAINE** - J. Walker (6-16-74-0-0); Team (0-1-0-0-0).

RECEIVING (Rec/Yards/TD): ALBANY - A. Manzo-Lewis (3-66); Z. Roberson (1-44); D. Alston (1-36); J. Crockett (4-36); A. Ellis (1-5). **MAINE** - J. Osumah (2-81); E. Edwards (4-79-1); J. Dunn (1-51-1); M. Wright (1-49-1); D. Davis-Ray (1-17); J. Mack (1-4); Z. Williams (1-(-1)).

INTERCEPTIONS: ALBANY - M. Gray (1-0). **MAINE** - D. Hart (1-5).

FUMBLES (Fumble/Lost): ALBANY - None. **MAINE** - E. Edwards (2-0); J. Mack (1-1).



Game #7



Maine _____ 28
 Rhode Island _____ 21



Oct. 22, 2016 -- Meade Stadium (4,007)

	1	2	3	4	OT	F
Maine (4-3, 3-1)	7	7	7	7		28
URI (1-7, 0-5)	0	7	7	7		21

FIRST QUARTER

M - J. Mack 65 yd run (P. Leonard kick); 5 plays, 89 yards, TOP 2:40

SECOND QUARTER

R - Beauvais 25 yd pass from Vazzano (Rohrwasser kick); 4 plays, 57 yards, TOP 1:04

M - M. Wright 9 yd pass from D. Collins (P. Leonard kick); 3 plays, 33 yards, TOP 1:03

THIRD QUARTER

R - Vazzano 5 yd run (Rohrwasser kick); 11 plays, 58 yards, TOP 5:31

M - C. Walsh 48 yd interception return (P. Leonard kick)

FOURTH QUARTER

R - Aa. Parker 65 yd pass from Vazzano (Rohrwasser kick); 2 plays, 65 yards, TOP 0:51

M - M. Wright 43 yd pass from D. Collins (P. Leonard kick); 2 plays, 55 yards, TOP 0:22

TEAM STATISTICS

Category	Maine	URI
First Downs	14	18
Rushing Yards (Net)	201	83
Passing Yards (Net)	147	347
Comp.-Att.-Int.	13-30-0	20-47-5
Total Plays-Total Yards	60-348	77-430
Fumbles-Lost	1-0	2-0
Penalties-Yards	7-76	7-40
Punts-Yards (Avg.)	10-395 (39.5)	7-282 (40.3)
Punt Returns-Yards	3-29	4-46
Kickoff Returns-Yards	4-76	5-112
Interception Returns-Yards	5-88-1	0-0
Third-Down Conversions (%)	4-15 (26.7%)	2-17 (11.8%)
Fourth-Down Conversions (%)	0-1 (0.0%)	4-4 (100.0%)
Time of Possession	26:25	33:35
Sacks By-(Yards Lost)	0-0	0-0

INDIVIDUAL STATISTICS

RUSHING (Attps/Yds/TD): URI - Anderson (15-48); H. Cooper (12-25); Vazzano (3-10-1). **MAINE** - J. Mack (11-115-1); Z. Williams (10-50); D. Davis-Ray (9-36).

PASSING (Comp/Attps/Yds/TD/INT): URI - Vazzano (20-47-347-2-5). **MAINE** - D. Collins (13-30-147-2-0).

RECEIVING (Rec/Yards/TD): URI - Buckner III (9-141); Denny (4-66); H. Cooper (3-19); Aa. Parker (2-71-1); Beauvais (2-50-1). **MAINE** - M. Wright (7-97-2); J. Salmon (2-14); M. Adams (1-21); J. Osumah (1-7); J. Dunn (1-6); J. Mack (1-2).

INTERCEPTIONS: URI - None. **MAINE** - J. Matovu (1-15); N. Goode (1-0); D. Hart (1-25); C. Walsh (1-48-1); D. Greene (1-0).

FUMBLES (Fumble/Lost): URI - H. Cooper (2-0). **MAINE** - J. Mack (1-0).

Game #8



Maine _____ 35
 William & Mary _____ 28



Oct. 29, 2016 -- Zable Stadium (9,124)

	1	2	3	4	OT	F
Maine (5-3, 4-1)	13	15	7	0		35
W&M (3-5, 1-4)	0	14	14	0		28

FIRST QUARTER

M - M. Wright 26 yd pass from D. Collins (P. Leonard kick); 5 plays, 94 yards, TOP 1:42

M - Z. Williams 1 yd run (P. Leonard kick failed); 10 plays, 63 yards, TOP 3:39

SECOND QUARTER

W - D. Dedmon 18 yd pass from S. Cluley (K. Hooper kick); 5 plays, 66 yds, TOP 2:04

M - J. Mack 4 yd run (J. Salmon pass); 5 plays, 45 yards, TOP 2:15

M - E. Edwards 15 yd pass from D. Collins (P. Leonard kick); 4 plays, 56 yards, TOP 1:05

W - K. Anderson 23 yd run (K. Hooper kick); 6 plays, 83 yards, TOP 2:33

THIRD QUARTER

M - M. Wright 67-yards punt return (P. Leonard kick)

W - S. Cluley 4 yd run (K. Hooper kick); 3 plays, 81 yards, TOP 1:17

FOURTH QUARTER

TEAM STATISTICS

Category	Maine	WM
First Downs	23	25
Rushing Yards (Net)	186	184
Passing Yards (Net)	280	285
Comp.-Att.-Int.	19-33-1	26-45-1
Total Plays-Total Yards	71-466	76-469
Fumbles-Lost	1-0	2-2
Penalties-Yards	7-79	1-2
Punts-Yards (Avg.)	6-217 (36.2)	7-213 (30.4)
Punt Returns-Yards	1-67-1	0-0-0
Kickoff Returns-Yards	3-46-0	6-100-0
Interception Returns-Yards	1-0-0	1-0-0
Third-Down Conversions (%)	5-14 (35.7%)	4-14 (28.6%)
Fourth-Down Conversions (%)	0-1 (0.0%)	2-2 (100.0%)
Time of Possession	28:27	31:33
Sacks By-(Yards Lost)	1-8	1-4

INDIVIDUAL STATISTICS

RUSHING (Attps/Yds/TD): **MAINE** - J. Mack (11-59-1); Z. Williams (9-54-1); D. Collins (7-52); D. Davis-Ray (8-24); Team (3-(-3)). **WM** - K. Anderson (22-151-2); S. Cluley (7-24-1); D. Dedmon (1-7); J. Dunn (1-2).

PASSING (Comp/Attps/Yds/TD/INT): **MAINE** - D. Collins (19-33-280-2-1). **WM** - S. Cluley (26-45-285-1-1).

RECEIVING (Rec/Yards/TD): **MAINE** - J. Salmon (4-68); J. Mack (1-43); E. Edwards (4-43-1); J. Osumah (3-41); M. Wright (3-40-1); D. Davis-Ray (1-25); Jor. Dunn (2-18); Jul. Dunn (1-2). **WM** - D. Kuzjack (5-77); D. Dedmon (4-63-1); I. Kinder (4-46); J. Armstrong (5-44); K. Anderson (4-36); A. Caskin (4-19).

INTERCEPTIONS: **MAINE** - S. Demuren (1-0). **WM** - Aaron Swinton (1-0).

FUMBLES (Fumble/Lost): **MAINE** - D. Davis-Ray (1-0). **WM** - K. Anderson (1-1); A. Caskin (1-1).



Game #9

	#10 Villanova _____ 26	
	Maine _____ 7	
Nov. 5, 2016 -- Alford Stadium (6,790)		

	1	2	3	4	OT	F
Nova (7-2, 5-1)	0	10	9	7		26
Maine (5-4, 4-2)	0	0	7	0		7

SECOND QUARTER

V - G. Smith 42 yd field goal; 8 plays, 62 yards, TOP 3:19
 V - B. Chadbourn 17 yd pass from Z. Bednarczyk (G. Smith kick); 6 plays, 69 yards, TOP 1:54

THIRD QUARTER

M - E. Edwards 97 yd kickoff return (P. Leonard kick)
 V - G. Smith 43 yd field goal; 7 plays, TOP 3:11
 V - R. Bell 8 yd pass from Z. Bednarczyk (G. Smith kick blocked); 8 plays, 79 yards, TOP 3:26

FOURTH QUARTER

V - R. Bell 7 yd pass from Z. Bednarczyk (G. Smith kick); 9 plays, 55 yards, TOP 4:07

TEAM STATISTICS

Category	Villanova	Maine
First Downs	21	19
Rushing Yards (Net)	94	99
Passing Yards (Net)	326	235
Comp.-Att.-Int.	23-31-0	18-35-4
Total Plays-Total Yards	67-420	64-334
Fumbles-Lost	2-1	0-0
Penalties-Yards	0-0	6-50
Punts-Yards (Avg.)	6-138 (27.6)	4-143 (35.8)
Punt Returns-Yards	2-11	2-10
Kickoff Returns-Yards	2-45	5-186-1
Interception Returns-Yards	4-24	0-0
Third-Down Conversions (%)	6-14 (42.9%)	4-11 (36.4%)
Fourth-Down Conversions (%)	0-1 (0.0%)	0-1 (0.0%)
Time of Possession	34:02	25:58
Sacks By-(Yards Lost)	3-33	2-7

INDIVIDUAL STATISTICS

RUSHING (Attps/Yds/TD): VILLANOVA - A. Forbes (16-37); M. Gudzak (7-23); J. McClenton (3-22); Z. Bednarczyk (6-9); J. White (4-3).
MAINE - J. Mack (10-61); E. Edwards (1-26); D. Collins (7-11); Z. Williams (5-10); N. Beckford (3-7); Team (2-(-8)); S. Sheffield (1-(-8)).

PASSING (Comp/Attps/Yds/TD/INT): VILLANOVA - Z. Bednarczyk (23-31-326-3-0). **MAINE** - D. Collins (18-35-235-0-4); S. Sheffield (0-0-0-0-0).

RECEIVING (Rec/Yards/TD): VILLANOVA - J. McClenton (6-91); T. Phillips (5-85); R. Bell (4-58-2); M. Gudzak (3-12); B. Chadbourn (2-39-1); C. Hodge (1-34); Z. Kerxton (1-4); A. Forbes (1-3). **MAINE** - M. Wright (8-99); E. Edwards (3-54); J. Dunn (3-19); J. Osumah (2-44); M. Adams (1-13); Z. Williams (1-6).

INTERCEPTIONS: VILLANOVA - J. Ceneus (1-0); R. Rolle (2-16); R. Stewart (1-8). **MAINE** - T. Adewusi (1-0).

FUMBLES (Fumble/Lost): VILLANOVA - A. Frobes (1-0); J. McClenton (1-1). **MAINE** - None.

Game #10

	Maine _____ 27	
	Stony Brook _____ 21	
Nov. 12, 2016 -- LaValle Stadium (5,330)		

	1	2	3	4	OT	F
Maine (6-4, 5-2)	7	13	7	0		27
SBU (5-5, 4-3)	0	0	14	7		21

FIRST QUARTER

M - J. Mack 12 yd run (B. Briggs kick); 11 plays, 56 yards, TOP 4:47

SECOND QUARTER

M - M. Nelson 23 yd fumble recovery (B. Briggs kick failed)
 M - J. Osumah 2 yd pass from D. Collins (B. Briggs kicks); 12 plays, 72 yards, TOP 4:19

THIRD QUARTER

M - J. Mack 21 yd pass from D. Collins (B. Briggs kicks); 9 plays, 63 yards, TOP 4:36
 S - D. Liotine 1 yd run (P. Popek kick) 8 plays, 74 yards, TOP 3:55
 S - T. Reid-Segure 12 yd interception return (P. Popek kick)

FOURTH QUARTER

S - D. Liotine 50 yd run (P. Popek kick); 4 plays, 85 yards, TOP 1:04

TEAM STATISTICS

Category	Maine	Stony Brook
First Downs	20	10
Rushing Yards (Net)	159	155
Passing Yards (Net)	156	67
Comp.-Att.-Int.	16-24-1	5-13-1
Total Plays-Total Yards	73-315	48-222
Fumbles-Lost	0-0	1-1
Penalties-Yards	5-47	4-37
Punts-Yards (Avg.)	6-214 (35.7)	6-259 (43.2)
Punt Returns-Yards	3-18	1-3
Kickoff Returns-Yards	4-65	5-83
Interception Returns-Yards	1-0	1-12-1
Third-Down Conversions (%)	9-17 (52.9%)	3-11 (27.3%)
Fourth-Down Conversions (%)	0-1 (0.0%)	0-1 (0.0%)
Time of Possession	36:16	23:44
Sacks By-(Yards Lost)	2-9	0-0

INDIVIDUAL STATISTICS

RUSHING (Attps/Yds/TD): MAINE - J. Mack (39-147-1); D. Collins (3-11); E. Edwards (1-2); N. Beckford (3-1); Team (3-(-2)). **STONY BROOK** - D. Liotine (8-94-2); J. Gowins (10-46); S. Bedell (8-20); S. Alston Jr. (2-(-1)); P. Irwin (7-(-4)).

PASSING (Comp/Attps/Yds/TD/INT): MAINE - D. Collins (16-24-156-2-1). **STONY BROOK** - P. Irwin (5-13-67-0-1).

RECEIVING (Rec/Yards/TD): MAINE - M. Wright (4-47); J. Osumah (4-24-1); E. Edwards (2-36); J. Mack (2-28-1); J. Salmon (2-12); N. Beckford (1-5); J. Reddington (1-4). **STONY BROOK** - R. Bolden (4-50); A. Anderson (1-17).

INTERCEPTIONS: MAINE - N. Goode (1-0). **STONY BROOK** - T. Reid-Segure (1-12).

FUMBLES (Fumble/Lost): MAINE - A. Frobes (1-0); J. McClenton (1-1). **STONY BROOK** - None.



Game #11



New Hampshire _____ 24
 Maine _____ 21



Nov. 18, 2016 // Alford Stadium (6,401)

	1	2	3	4	OT	F
UNH (7-4, 6-2)	7	0	7	10		24
Maine (6-5, 5-3)	7	7	0	7		21

FIRST QUARTER

M - J. Osumah 13 yd pass from E. Edwards (B. Briggs kick); 3 plays, 29 yards, TOP 1:10

N - P. Lacey 44 yd interception (M. Ellman kick)

SECOND QUARTER

M - M. Wright 45 yd pass from D. Collins (B. Briggs kick); 6 plys, 90 yards, TOP 2:38

THIRD QUARTER

N - D. Crossan 35 yd run (M. Ellman kick); 8 plays, 95 yards, TOP 2:39

FOURTH QUARTER

N - N. O'Connor 10 yd pass from A. Riese (M. Ellman kick); 16 plays, 74 yards, TOP 6:45

M - M. Wright 29 yd pass from D. Collins (B. Briggs kick); 5 plays, 47 yards, TOP 1:36

N - M. Ellman 21 yd field goal; 12 plays, 64 yards, TOP 4:52

TEAM STATISTICS

Category	UNH	Maine
First Downs	20	16
Rushing Yards (Net)	169	124
Passing Yards (Net)	221	215
Comp.-Att.-Int.	21-40-1	12-29-2
Total Plays-Total Yards	79-390	64-339
Fumbles-Lost	0-0	0-0
Penalties-Yards	5-45	7-70
Punts-Yards (Avg.)	8-301 (37.6)	8-356 (44.5)
Punt Returns-Yards	3-20	2-(-3)
Kickoff Returns-Yards	4-75	5-76
Interception Returns-Yards	2-44-1	1-5
Third-Down Conversions (%)	7-18 (38.9)	5-14 (35.7)
Fourth-Down Conversions (%)	1-2 (50.0)	1-1 (100.0)
Time of Possession	32:24	27:36
Sacks By-(Yards Lost)	1-3	3-27

INDIVIDUAL STATISTICS

RUSHING: UNH - D. Crossan 25-163-1; T. Bryant 3-7; N. O'Connor 1-5; A. Riese 4-3; T. Knight 6-(-9). MAINE - J. Mack 21-77; D. Davis-Ray 6-18; M. Wright 1-13; E. Edwards 2-9; D. Collins 4-8.

PASSING: UNH - A. Riese 20-37-218-1-1; T. Knight 1-2-3; Team 0-1. MAINE - D. Collins 11-28-202-2-2; E. Edwards 1-1-13-1.

RECEIVING: UNH - R. Donovan 4-57; N. O'Connor 3-55-1; J. Powell 6-43; K. Presley 1-28; M. Love 2-16; D. Crossan 4-14; J. Malone-Woods 1-8. MAINE - M. Wright 5-121-2; E. Edwards 3-44; J. Blair 1-19; J. Mack 1-14; J. Osumah 1-13-1; J. Reed 1-4.

INTERCEPTIONS: UNH - P. Lacey (1-44); I. Perkins (1-0). MAINE - A. Brown (1-5).

FUMBLES: UNH - None. MAINE - None.



CAA Football has established itself as one of the nation's premier FCS power conferences over the past decade due to its on-field success, broadcast exposure, marketability and the achievements of its student-athletes in the classroom, in the community and at the next level.

James Madison capped an outstanding 2016 season for the conference by capturing the league's sixth FCS national title with a 28-14 victory over Youngstown State. CAA Football sent four programs to the NCAA Division I Football Championship for the third straight season and each of them won at least one playoff game. In addition to the Dukes' national title, New Hampshire extended the nation's longest FCS playoff streak with its 13 straight appearance, Richmond advanced to the FCS quarterfinals for the second year in a row and Villanova earned a playoff berth for the sixth time in nine years.

CAA Football continued its success against non-conference opponents in 2016, finishing 24-7 against FCS foes and 27-18 overall. The mark was the best of any FCS conference. The league posted a pair of victories over FBS competition for the first time since 2013 as Richmond knocked off ACC member Virginia, 37-20, and UAlbany defeated Buffalo, 22-16. CAA Football teams have now recorded 34 wins over FBS opponents in its history.

A strong presence in the national rankings remained another constant for CAA Football in 2016. James Madison finished the year as the unanimous #1 team in the country, while Richmond, Villanova and New Hampshire were also ranked in the final FCS top 25 polls. Eleven different CAA teams were either ranked or receiving votes in the national polls at some point during the 2016 season.

A total of 20 CAA Football players were named to one or more All-America teams in 2016, led by consensus first-team All-America selections, offensive lineman Mitchell Kirsch of James Madison and defensive lineman Tanoh Kpassagnon of Villanova. In addition, Towson's Jake Ryder was chosen to the FCS ADA Academic All-America team.

CAA Football continues to provide a path to the next level, with two players selected in the 2017 NFL Draft. Kpassagnon was drafted in the second round (59th overall) by the Kansas City Chiefs and Villanova offensive lineman Brad Seaton went to the Tennessee Titans in round seven. The conference has now had multiple players picked in each NFL Draft since 2006.

CAA Football reached a national audience last fall with 30 regular-season games televised by various outlets. In addition, numerous others were distributed on CAA.tv. In 2015, the CAA's national appeal was showcased when ESPN's iconic College Gameday aired live from James Madison on Oct. 24 prior to the Dukes' conference showdown with Richmond. It marked the show's first trip to a CAA campus.

CAA Football's emphasis on its players' off-the-field achievements was evident

again in 2016. New Hampshire's Casey DeAndrade was the recipient of the Chuck Boone Leadership Award, which honors the player who best embodies the highest standards of leadership, integrity, teamwork and sportsmanship in his academic and athletic pursuits. Towson's Jake Ryder and New Hampshire's Cam Shorey were selected as CAA Football's Student-Athlete of the Year.

Showing a desire to unite behind a common cause, all 12 CAA Football schools partnered with the Be the Match Foundation and its "Get in the Game, Save a Life" program in 2016. Former Villanova coach Andy Talley has been a driving force nationally for the program, which raises awareness of the need for bone marrow donors.

CAA Football has enjoyed a tremendous record in the postseason, earning 98 total playoff berths and at least three in every year since 2006. The league's 99 all-time wins in the NCAA playoffs are second-most of any FCS conference, and the league has further established its presence at the national level by placing 12 teams in the national semifinals over the past 11 seasons.

CAA Football Media Services

For information on CAA Football, please contact:

Rob Washburn, Associate Commissioner - Communications Email: rwashburn@caasports.com

Tim McDonnell, Director - Communications Email: tmcdonnell@caasports.com

CAA Football Phone: 804-754-1616

CAA Football Fax: 804-754-1830

WEEKLY COACHES' MEDIA TELECONFERENCE

The CAA Football coaches will hold a weekly teleconference for the media beginning in August and continuing each Monday through the end of the 2017 season. Each coach will be available for 10 minutes. Media representatives wishing to participate in the teleconference should contact the CAA Football office for the phone number and schedule.

CAA FOOTBALL ON THE WEB...CAASPORTS.COM

The official web site of CAA Football features current information on all facets of the league, including the 12 football playing members. Standings along with team-by-team and composite results are updated after each game. National polls, weekly award winners and team notebooks are updated early each week. The site also contains schedules, television listings, past conference records and much more. Be sure to check out the CAA Media Center for video highlights of action from around the league.

WEEKLY RELEASE, AWARDS, STATISTICS

Media can access Adobe Acrobat PDF files of the complete weekly release, including conference and team-by-team statistics, by logging on to www.CAASports.com. Weekly releases will also be sent via email to a number of accredited media outlets around the league. Media representatives should contact the CAA Football office to be added to the email list. CAA Football names offensive, defensive, rookie and special teams Players of the Week each Monday morning during the season. Winners, announced at the beginning of the weekly teleconference, are chosen from nominations provided by CAA Football sports information directors. The information will also be available from the CAA Football office via release as well as on the league's website.

CAA FOOTBALL STAFF

Commissioner-Joe D'Antonio; Supervisor of Officials-Jim Maconaghy; Sr. Assoc. Comm./Compliance-Kathleen Batterson; Sr. Assoc. Comm./Marketing-Robert Goodman; Assoc. Comm./Broadcast Services-Pete Hock; Communications Dir.-Rob Washburn; Communications Assistant-Tim McDonnell; Director of Video Production-Bobby Broyles;



CAA Standings

	-----CONFERENCE-----				-----OVERALL-----			
	W-L	Pct.	PF	PA	W-L	Pct.	PF	PA
James Madison#*^	8-0	1.000	361	174	14-1	.933	700	318
Villanova#	6-2	.750	215	101	9-4	.692	317	196
New Hampshire#	6-2	.750	225	159	8-5	.615	371	316
Richmond#	5-3	.625	226	205	10-4	.714	401	328
Maine	5-3	.625	186	188	6-5	.545	245	288
UAlbany	4-4	.500	187	154	7-4	.636	274	207
Stony Brook	4-4	.500	161	137	5-6	.455	184	222
William & Mary	3-5	.375	170	187	5-6	.455	243	259
Towson	3-5	.375	171	200	4-7	.364	243	304
Delaware	2-6	.250	141	218	4-7	.364	252	276
Rhode Island	1-7	.125	130	281	2-9	.182	185	400
Elon	1-7	.125	88	257	2-9	.182	134	338

#-NCAA Playoff Participant // * - Conference Regular Season Champion // ^ - National Champion

>> CAA MAJOR AWARDS

Offensive	Bryan Schor (James Madison)
Defensive	Tanoh Kpassagnon (Villanova)
Special Teams	Rashard Davis (James Madison)
Offensive Rookie	Shane Simpson (Towson)
Defensive Rookie	Prince Smith Jr. (New Hampshire)
Coach	Mike Houston (James Madison)

James Madison's national title in 2016 was the third in the past decade and sixth overall for CAA Football. Villanova captured the 2009 national championship and Richmond claimed its first FCS crown in 2008. In 2004, JMU took home the national championship, becoming the first team since the field expanded to 16 teams in 1986 to reach the final after winning three road play-off games. Delaware rolled past Colgate, 40-0, to capture the first title-game shutout in 2003. Former league member Massachusetts earned a national championship in 1998.

CAA Football boasts a total of 27 individual national award winners in league history. Villanova quarterback John Robertson (2014), Old Dominion quarterback Taylor Heinicke (2012), New Hampshire quarterback Ricky Santos (2006), William & Mary quarterback Lang Campbell (2004), Villanova running back Brian Westbrook (2001), Nova wide receiver Brian Finneran (1997), UNH running back Jerry Azumah (1998) and Towson running back Dave Meggett (1998) all earned the Walter Payton Award as the top offensive player in FCS under the league banner. UNH linebacker Matt Evans (2011), James Madison defensive lineman Arthur Moats (2009), and JMU linebacker Derrick Lloyd (2001) each received the Buck Buchanan Award as the top defensive player in FCS. Robertson (2012) and Towson's Terrance West (2011) are past recipients of the Jerry Rice Award as the top freshman in FCS. New Hampshire's Sean McDonnell (2005 and 2014), Towson's Rob Ambrose (2011), JMU's Mickey Matthews (1999 and 2008), Villanova's Andy Talley (1997) and Boston University's Dan Allen (1993) are past Eddie Robinson Award winners from the league as the top coach in FCS. JMU's Mike Houston (2016), McDonnell (2014), Matthews (2004), Talley (1997 and 2009), Delaware's K.C. Keeler (2010), Richmond's Mike London (2008), and Massachusetts' Mark Whipple (1998) have all garnered the AFCA National Coach of the Year honor as well.

The league remains successful beyond the collegiate playing field. CAA Football has had 113 players drafted by NFL franchises dating back to 1948. A total of 35 players have been selected in the draft over the last 12 years, including 2013 Super Bowl MVP Joe Flacco of Delaware (18th overall to the Baltimore Ravens in 2008). More than 30 players currently join Flacco on active NFL rosters.

CAA Football's geographic footprint extends up and down the East Coast, with schools located from Maine to North Carolina. Members include UAlbany, Delaware, Elon, James Madison, Maine, New Hampshire, Rhode Island, Richmond, Stony Brook, Towson, Villanova and William and Mary. Joe D'Antonio begins his second year as commissioner of CAA Football and the Colonial Athletic Association.

While CAA Football officially began March 1, 2007, its roots date back more than 60 years. On December 3, 1946, the Code of the Yankee Conference went into effect. Established as an all-sports conference for the New England land grant colleges, the six charter members included Connecticut, Maine, Massachusetts, New Hampshire, Rhode Island and Vermont. Upon the formation of Division I-AA football in 1978, the league disbanded all sports except for football. Delaware and Richmond were admitted to the conference in 1986, Villanova was added in 1988 and James Madison, Northeastern and William and Mary joined the league in 1993. The Atlantic 10 assumed operational control of the conference from 1997-2006, with Hofstra becoming part of the league in 2001 and Towson joining the group in 2004. With the conference under the CAA Football banner, UAlbany and Stony Brook were welcomed in 2013, followed by Elon in 2014.



NCAA/CAA Team Rankings

NCAA Statistics

Maine - 2016-17 Football Ranking Summary thru games 01/07/2017

Statistic	National Rank	Conference Rank	Value	National Leader	Value	Conference Leader	Value
3rd Down Conversion Pct (122 ranked)	57	8	0.373	Cal Poly	0.536	James Madison	0.500
3rd Down Conversion Pct Defense (122 ranked)	38	5	0.364	Jacksonville St.	0.231	Villanova	0.299
4th Down Conversion Pct (122 ranked)	121	12	0.167	Nicholls St.	0.857	Delaware	0.615
4th Down Conversion Pct Defense (122 ranked)	112	12	0.684	Stony Brook	0.118	Stony Brook	0.118
Blocked Kicks (85 ranked)	13	1	4	Georgetown Monmouth	8	5 teams tied	4
Blocked Kicks Allowed (122 ranked)	68	7	3	14 teams tied	0	Delaware Elon	0 0
Blocked Punts (28 ranked)	8	1	2	Jackson St.	5	5 teams tied	2
Blocked Punts Allowed (122 ranked)	63	7	1	62 teams tied	0	6 teams tied	0
Completion Percentage (122 ranked)	96	8	0.522	James Madison	0.708	James Madison	0.708
Defensive TDs (30 ranked)	5	3	4	New Hampshire	7	New Hampshire	7
Fewest Penalties (122 ranked)	45	6	67	Delaware	40	Delaware	40
Fewest Penalties Per Game (122 ranked)	54	9	6.09	Delaware	3.64	Delaware	3.64
Fewest Penalty Yards (122 ranked)	57	10	650	Delaware	356	Delaware	356
Fewest Penalty Yards Per Game (122 ranked)	65	11	59.09	Delaware	32.36	Delaware	32.36
First Downs Defense (122 ranked)	33	7	206	Harvard	170	Stony Brook	177
First Downs Offense (122 ranked)	95	7	192	James Madison	380	James Madison	380
Fumbles Lost (120 ranked)	1	1	1	Maine Valparaiso	1	Maine	1
Fumbles Recovered (121 ranked)	68	7	7	Grambling Albany (NY)	15	Albany (NY)	15
Kickoff Return Defense (122 ranked)	21	2	18.15	Duquesne	13.28	Towson	17.80
Kickoff Returns (122 ranked)	11	2	23.48	Towson	25.59	Towson	25.59
Net Punting (122 ranked)	66	10	35.07	Wofford	41.63	Towson	40.42
Passes Had Intercepted (121 ranked)	108	9	16	North Dakota	3	Delaware	6
Passes Intercepted (120 ranked)	40	7	12	James Madison	21	James Madison	21
Passing Offense (122 ranked)	56	3	217.1	Eastern Wash.	401.0	Richmond	271.5
Passing Yards Allowed (122 ranked)	67	11	223.0	William & Mary	154.2	William & Mary	154.2
Passing Yards per Completion (122 ranked)	14	1	14.30	Kennesaw St.	17.66	Maine	14.30
Punt Return Defense (122 ranked)	61	8	8.04	North Dakota St.	0.00	Albany (NY)	3.81
Punt Returns (122 ranked)	48	3	9.29	James Madison	26.65	James Madison	26.65
Red Zone Defense (122 ranked)	45	5	0.794	Grambling	0.594	Villanova	0.667
Red Zone Offense (121 ranked)	121	12	0.548	Yale	0.966	Richmond	0.879
Rushing Defense (122 ranked)	67	8	169.7	Colgate	69.4	Villanova	87.6
Rushing Offense (122 ranked)	76	9	140.5	The Citadel	348.2	James Madison	275.0
Sacks Allowed (122 ranked)	23	4	1.27	Wofford	0.21	Delaware	1.00
Scoring Defense (122 ranked)	50	9	26.2	Villanova	15.0	Villanova	15.0
Scoring Offense (122 ranked)	88	6	22.3	Sam Houston St.	49.5	James Madison	46.7
Tackles for Loss Allowed (122 ranked)	49	9	5.82	The Citadel	3.25	Delaware	4.09
Team Passing Efficiency (122 ranked)	61	4	124.47	James Madison	181.69	James Madison	181.69
Team Passing Efficiency Defense (122 ranked)	36	7	119.96	San Diego	89.90	William & Mary	105.16
Team Sacks (122 ranked)	80	8	1.64	Grambling	3.42	Villanova	2.46
Team Tackles for Loss (122 ranked)	70	6	5.7	Grambling	9.4	Stony Brook	7.5
Time of Possession (122 ranked)	89	9	28:54	San Diego	35:08	Villanova	33:00
Total Defense (122 ranked)	64	10	392.7	Villanova	259.8	Villanova	259.8
Total Offense (122 ranked)	82	6	357.6	Sam Houston St.	547.3	James Madison	507.5
Turnover Margin (122 ranked)	51	7	0.18	South Carolina St. Southern U.	1.64 1.64	Albany (NY)	1.45
Turnovers Gained (122 ranked)	53	7	19	Southern U. Albany (NY)	32 32	Albany (NY)	32
Turnovers Lost (121 ranked)	45	5	17	5 teams tied	10	James Madison	13
Winning Percentage (121 ranked)	40	6	0.545	James Madison	0.933	James Madison	0.933



Statistic	Player	National Rank	Conference Rank	Value	National Leader	Value	Conference Leader	Value
All Purpose (200 ranked)	Earnest Edwards Micah Wright Joshua Mack	101 105 110	11 12 13	91.30 90.80 89.50	Detrez Newsome, Western Caro.	213.00	Shane Simpson, Towson	166.82
Blocked Kicks (8 ranked)					Hunter Kiselick, Georgetown	4	Winston Craig, Richmond Grant Roberts, Delaware	2 2
Combined Kick Returns (200 ranked)	Earnest Edwards Jeffrey DeVaughn Micah Wright	62 161 181	8 17 18	489 216 189	Chris Rowland, Tennessee St.	1,103	Shane Simpson, Towson	987
Completion Percentage (104 ranked)	Daniel Collins	84	7	0.522	Bryan Schor, James Madison	0.731	Bryan Schor, James Madison	0.731
Completions Per Game (150 ranked)	Daniel Collins	51	4	15.09	Devlin Hodges, Samford	31.25	Kyle Lauletta, Richmond	20.00
Field Goal Percentage (85 ranked)					Eric Medina, Texas Southern	0.938	Griffin Trau, Richmond	0.885
Field Goals Per Game (127 ranked)					Connor Mitchell, Murray St.	1.82	Griffin Trau, Richmond	1.77
Forced Fumbles (53 ranked)	Najee Goode	30	4	0.27	Folarin Orimolade, Dartmouth	0.50	Tyrice Beverette, Stony Brook Monty Fenner, Towson John Haggart, Stony Brook	0.36 0.36 0.36
Fumbles Recovered (24 ranked)					Noah Fitzgerald, Fordham Xavier Stephens, Northern Ariz.	4 4	Michael Nicasro, Albany (NY) Charles Tutt, James Madison	3 3
Interceptions Per Game (142 ranked)	Darius Hart	82	8	0.3	Danny Johnson, Southern U.	0.6	Rob Rolle, Villanova	0.5
Kickoff Return TDs (4 ranked)	Earnest Edwards	4	2	1	Dante Satcher, Robert Morris Harold Cooper, Rhode Island Bailey Gissenger, Valparaiso	2 2 2	Harold Cooper, Rhode Island	2
Kickoff Returns (117 ranked)	Earnest Edwards	24	3	24.5	Darius Hammond, Charleston So.	33.7	Shane Simpson, Towson	26.9
Passes Defended (63 ranked)					Tyler Williams, Central Ark.	2.1	Prince Smith, Jr., New Hampshire	1.4
Passing Efficiency (104 ranked)	Daniel Collins	63	4	123.6	Bryan Schor, James Madison	186.2	Bryan Schor, James Madison	186.2
Passing TDs (138 ranked)	Daniel Collins	37	4	18	Jeremiah Briscoe, Sam Houston St.	57	Bryan Schor, James Madison	29
Passing Yards (149 ranked)	Daniel Collins	37	3	2,375	Gage Gubrud, Eastern Wash.	5,160	Kyle Lauletta, Richmond	3,022
Passing Yards Per Game (150 ranked)	Daniel Collins	40	2	215.9	Gage Gubrud, Eastern Wash.	368.6	Kyle Lauletta, Richmond	274.7
Passing Yards per Completion (104 ranked)	Daniel Collins	11	2	14.31	Justin Alo, Southeastern La.	17.06	Neven Sussman, Albany (NY)	14.68
Points Responsible For (183 ranked)	Daniel Collins	65	6	112	Jeremiah Briscoe, Sam Houston St.	348	Bryan Schor, James Madison	234
Points Responsible For Per Game (149 ranked)	Daniel Collins	62	3	10.2	Jeremiah Briscoe, Sam Houston St.	26.8	Bryan Schor, James Madison	16.7
Punt Return TDs (5 ranked)	Micah Wright	5	3	1	Rashard Davis, James Madison	4	Rashard Davis, James Madison	4
Punt Returns (47 ranked)	Micah Wright	15	1	11.1	Khalid Thomas, Alabama St.	17.4	Micah Wright, Maine	11.1
Punting (102 ranked)	James DeMartini	50	7	40.1	Miles Bergner, South Dakota	47.5	Jake Ryder, Towson	45.8
Receiving TDs (135 ranked)	Micah Wright	45	2	7	Shaq Hill, Eastern Wash. Cooper Kupp, Eastern Wash.	17 17	Brian Brown, Richmond	11
Receiving Yards (148 ranked)	Micah Wright	75	6	688	Cooper Kupp, Eastern Wash.	1,700	Brian Brown, Richmond	1,485
Receiving Yards Per Game (200 ranked)	Micah Wright	58	4	68.8	Cooper Kupp, Eastern Wash.	130.8	Brian Brown, Richmond	106.1
Receptions Per Game (195 ranked)	Micah Wright	81	6	4.4	Karel Hamilton, Samford	10.1	Brian Brown, Richmond	5.8
Rush Yards Per Carry (143 ranked)	Joshua Mack	62	8	5.09	Mike Holloway, Charleston So.	8.39	Khalid Abdullah, James Madison	6.07
Rushing TDs (130 ranked)	Joshua Mack	101	14	6	Khalid Abdullah, James Madison	22	Khalid Abdullah, James Madison	22
Rushing Yards (200 ranked)	Joshua Mack	71	9	712	Khalid Abdullah, James Madison	1,809	Khalid Abdullah, James Madison	1,809
Rushing Yards Per Game (200 ranked)	Joshua Mack	58	7	71.2	Chase Edmonds, Fordham	163.5	Elijah Ibitokun-Hanks, Albany (NY)	126.2
Sacks (46 ranked)					Karter Schult, UNI	1.55	Tanoh Kpassagnon, Villanova	0.85
Scoring (197 ranked)	Joshua Mack Micah Wright	170 170	12 12	4.8 4.8	John Lovett, Princeton	12.6	Khalid Abdullah, James Madison	10.0
Solo Tackles (29 ranked)					Brett Taylor, Western Ill.	8.5	Tyrice Beverette, Stony Brook	5.4
Tackles For Loss (90 ranked)	Patrick Ricard Sterling Sheffield	28 90	2 5	1.4 1.0	Keontre Anderson, Jackson St.	2.3	Tanoh Kpassagnon, Villanova	1.7
Total Offense (200 ranked)	Daniel Collins Joshua Mack	54 171	3 19	221.0 71.2	Gage Gubrud, Eastern Wash.	411.9	Kyle Lauletta, Richmond	272.2
Total Points Scored (0 ranked)								
Total Tackles (188 ranked)	Christophe Mulumba Tshimanga	20	2	9.7	Dylan Cole, Missouri St.	12.9	Michael Nicasro, Albany (NY)	11.0
Total Touchdowns (135 ranked)	Joshua Mack Micah Wright	107 107	11 11	8 8	Khalid Abdullah, James Madison	25	Khalid Abdullah, James Madison	25
Yards per Pass Attempt (104 ranked)	Daniel Collins	33	3	7.47	Bryan Schor, James Madison	10.11	Bryan Schor, James Madison	10.11
Yards per Reception (200 ranked)	Earnest Edwards Micah Wright Jared Osumah	46 72 139	5 8 17	16.70 15.64 14.00	Brandon Acker, Southeastern La.	21.47	Aaron Parker, Rhode Island	19.17

TEAM RECORDS

RUSHING

MOST RUSHES

Game	84 vs. Bowdoin (1954)
Season	596 (1982)

MOST YARDS

Game	483 vs. Vermont (1959)
Season	2,637 (1982)

MOST TOUCHDOWNS

Game	7 vs. Connecticut (1951) 7 vs. Vermont (1957)
Season	34 (1989)

MOST AVERAGE YARDS PER GAME

Season	239.7 (1982)
--------	--------------

PASSING

MOST ATTEMPTS

Game	62 vs. Connecticut (1997)
Season	456 (1997)

MOST COMPLETIONS

Game	40 vs. Rhode Island (2009)
Season	280 (2013)

MOST YARDS

Game	522 vs. Connecticut (1997)
Season	3,273 (2013)

MOST TOUCHDOWNS

Game	6 vs. Villanova (1998)
Season	27 (1997) 27 (1998)

BEST PASSING PERCENTAGE

Season	67.3% (2013)
--------	--------------

MOST PASSES HAD INTERCEPTED

Game	6 vs. New Hampshire (1980)
Season	22 (1981)

MOST AVERAGE YARDS PER GAME

Season	290.6 (1997)
--------	--------------

TOTAL OFFENSE

TOTAL PLAYS

Game	105 at New Hampshire (2005)
Season	936 (2002)

TOTAL YARDS

Game	685 at Morgan State (2003)
Season	5,542 (2013)

HIGHEST AVERAGE YARDS PER GAME

Season	441.9 (1989)
--------	--------------

PUNTING

MOST PUNTS

Game	13 at Nebraska (2005) 12 vs. Delaware (1980)
Season	87 (1978)

MOST YARDS

Game	518 at Nebraska (2005)
Season	3,172 (2014)

PUNT RETURNS

MOST RETURNS

Game	11 vs. Vermont (1968)
Season	39 (1968)

MOST YARDS

Game	144 vs. Youngstown State (1966)
Season	495 (1965)

MOST TOUCHDOWNS

Game	1 (13x), Last: at William & Mary (2016)
Season	2 (1996)

KICKOFF RETURNS

MOST RETURNS

Game	10 at New Hampshire (2005) 9 vs. Massachusetts (1998) 52 (1990 and 2004)
Season	

MOST YARDS

Game	232 vs. Massachusetts (1998)
Season	1,127 (2016)

MOST TOUCHDOWNS

Game	1, Last: vs. Villanova (2016)
Season	2 (1995) 2 (2004)

INTERCEPTIONS

MOST RETURNS

Game	7 vs. Towson (1991)
Season	25 (1990)

MOST YARDS

Game	160 vs. Bowdoin (1962)
Season	332 (1965)

MOST TOUCHDOWNS

Game	3 vs. Liberty (1992)
Season	6 (1992)

SCORING

MOST POINTS

Game	97 vs. Fort Williams (1927) 77 at Morgan State (2003) 62 vs. Bates (1952) 62 vs. Springfield (1983) 62 vs. Boston University (1997) 62 vs. Shaw (2006) 62 vs. Delaware (2013)
Season	398 (1989)

MOST TOUCHDOWNS

Game	14 vs. Fort Williams (1927) 11 at Morgan State (2003)
Season	56 (1989)

MOST EXTRA POINTS KICKED

Game	11 at Morgan State (2003) 10 vs. Fort Williams (1919)
Season	45 (1982)

MOST EXTRA POINT ATTEMPTS

Game	11 at Morgan State (2003) 10 vs. Fort Williams (1919)
Season	48 (1989)

MOST EXTRA POINTS RUN/PASSED

Game	3 vs. Bowdoin (1958)
Season	6 (1992)

MOST FIELD GOALS

Game	4 vs. Boston University (1987) 4 vs. New Hampshire (1990)
Season	16 (2013)

MOST FIELD GOALS ATTEMPTED

Game	6 vs. Northeastern (1985)
Season	21 (2013)

FIRST DOWNS

MOST FIRST DOWNS

Game	32 vs. Boston University (1997)
Season	269 (2013)

MOST BY RUSHING

Game	23 vs. Iona (2008) 22 vs. Bowdoin (1957) 22 vs. Vermont (1957)
Season	131 (1982)

MOST BY PASSING

Game	21 vs. Connecticut (1997)
Season	144 (2013)

MOST BY PENALTY

Game	5 vs. Rhode Island (1963) 5 vs. Vermont (1971)
Season	23 (2002)

SACKS

Game	12 vs. Villanova (1998)
Season	51 (1996 and 2002)

MISCELLANEOUS

Most Wins	11 (2002)
Most Home Wins	6 (1989)
Best Winning Pct.	.944 (8-0-1, 1961)
Most Consecutive Wins	11 (1964-65) 11 (1988-89)
Most Consecutive Losses	10 (1967-68)
Longest Unbeaten Streak	11 (1964-65 / 1988-89)
Greatest Win Margin	97-0 vs. Fort Williams (1927)
Greatest Loss Margin	62-0 vs. Delaware (1972)
Largest Home Crowd	11,600 vs. Bowdoin (1951)
Largest Away Crowd	77,469 at Nebraska (2005)
Most Consecutive Shutouts	5 (1901)
Most Consecutive Times Shut Out	5 (1916)
Most Shutouts in a Season	6 (1901)
Highest Scoring Tie	18-18 vs. Connecticut (1953)
Most Points Per Game	36.2 (1989)
Fewest Points in a Season	10 (1916)

IMPORTANT NOTE

All Maine statistics do not include the 1987, 1989, and 2001 NCAA playoff games, in keeping with NCAA statistical policies. The NCAA began allowing post-season stats to be included in its records beginning with the 2002 season.



The 2013 Black Bears captured their first-ever CAA Championship and hosted the school's first NCAA playoff game after going 10-3 and 7-1 in the league.

INDIVIDUAL RECORDS

RUSHING

MOST RUSHES

Game 49 — John Marquis vs. Lafayette (1978)
 Season 349 — Lorenzo Bouier (1980)
 Career 879 — Lorenzo Bouier (1979 — 82)

MOST YARDS

Game 302 — Lorenzo Bouier vs. Northeastern (1980)
 Season 1,680 — Carl Smith (1989)
 Career 3,940 — Marcus Williams (2001–04)

MOST TOUCHDOWNS

Game 5 — Royston English vs. UNH (2000)
 5 — James Buzzell vs. Fort Williams (1927)
 5 — George Coltart vs. Fort Williams (1927)
 Season 20 — Carl Smith (1989)
 Career 35 — Marcus Williams (2001–04)

Highest Average Yards

Game (min. 10 att.) 13.7 by Carl Smith vs. Massachusetts (1988)
 Season 152.7 — Carl Smith (1989)
 Career 106.3 — Lorenzo Bouier (1979–82)

LONGEST RUN FROM SCRIMMAGE

90 — Rickey Stevens vs. Rhode Island (2013)
 89 — Carl Smith vs. Rutgers (1991)

100 — YARD RUSHING GAMES

Season 9 — Lorenzo Bouier (1980)
 9 — Carl Smith (1989)
 Career 19, Marcus Williams (2001–04)
 Consecutive 8 — Carl Smith (1989)

200 — YARD RUSHING GAMES

Season 3, Lorenzo Bouier (1980)
 Career 4, Carl Smith (1988–91)

All — Purpose Yards

Game 319 — Lorenzo Bouier vs. Northeastern (1980)
 Season 1,969 — Carl Smith (1989)
 Career 5,017 — Carl Smith (1988–91)

PASSING

MOST COMPLETIONS

Game 40 — Chris Treister vs. URI (2009)
 Season 276 — Marcus Wasilewski (2013)
 Career 755 — Ron Whitcomb (2003–06)

MOST PASSES ATTEMPTED

Game 62 — Mickey Fein vs. UConn (1997)
 Season 428 — Mickey Fein (1998)
 Career 1,276 — Ron Whitcomb (2003–06)

MOST PASSES HAD INTERCEPTED

Game 6 — Dave Rebolz vs. UNH (1980)
 Season 16 — Mike Buck (1987)
 Career 44 — Ron Whitcomb (2003–06)

MOST YARDS

Game 522 — Mickey Fein vs. UConn (1997)
 Season 3,238 — Marcus Wasilewski (2013)
 Career 8,491 — Mike Buck (1986–89)

MOST TOUCHDOWNS

Game 6 — Mickey Fein vs. Villanova (1998)
 Season 27 — Mickey Fein (1998)
 Career 68 — Ron Whitcomb (2003–06)

CONSECUTIVE GAMES THROWING TD

Season 11 — Ron Whitcomb (2003)
 Career 23 — Ron Whitcomb (2003–05)

HIGHEST AVERAGE YARDS PER GAME

Season 288.5 — Mickey Fein (1997)

HIGHEST PASS COMPLETION

Percentage
 Game .870 (40–46) — Chris Treister vs. URI (2009)
 .826 (19–23) — Mike Buck vs. Northeastern (1988)

Season .675 (276–409–9) — Marcus Wasilewski (2013)
 Career .646 (484–749) — Marcus Wasilewski (616 (754–1,224) — Warren Smith (2008–11, includes 2008 season at Iona)
 .594 (569–957) — Jake Eaton (1999–2002)

LONGEST PASS COMPLETION

84 — Michael Brusko to Jhamal Fluellen at New Hampshire (2007)
 84 — Emilio Colon to Tony Szydlowski vs. Connecticut (1992)
 82 — Mike Brusko to Troy Harris vs. James Madison (2009)
 80 — Chris Legree to Kevin McMahan vs. William Penn (2005)
 80 — Ron Whitcomb to Ryan Callahan vs. Villanova (2006)

TOTAL OFFENSE

MOST TOTAL PLAYS

Game 105 — Ron Whitcomb at UNH (2005)
 Season 565 — Marcus Wasilewski (2013)
 Career 1,372 — Mickey Fein (1995 — 98)
 Most Yards
 Game 499 — Mickey Fein vs. UConn (1997)
 Season 3,770 — Marcus Wasilewski (2013)
 Career 8,796 — Ron Whitcomb (2003–06)

RECEIVING

MOST RECEPTIONS

Game 18 — Landis Williams vs. URI (2009)
 17 — Rameek Wright vs. Buffalo (1996)
 17 — Arel Gordon vs. New Hampshire (2006)
 Season 88 — Rameek Wright (1997)
 Career 189 — Sergio Hebra (1984–87)

MOST YARDS

Game 239 — Landis Williams vs. URI (2009)
 Season 1,169 — Rameek Wright (1997)
 Career 2,612 — Sergio Hebra (1984–87)

MOST TOUCHDOWNS

Game 4 — Kevin McMahan at UNH (2005)
 3 — Landis Williams vs. URI (2009)
 3 — Steve Roth vs. Massachusetts (1989)
 3 — Drew O'Connor (2x) vs. Buffalo, Massachusetts (1998)
 3 — Dwayne Wilmot vs. Northeastern (2002)
 3 — Kevin McMahan at UNH (2003)
 3 — Jared Turcotte at Rhode Island (2008)
 3 — Derek Session vs. Hofstra (2008)
 Season 16 — Drew O'Connor (1998)
 13 — Kevin McMahan (2005)
 Career 30 — Drew O'Connor (1993–98)
 25 — Kevin McMahan (2002–05)



Ron Whitcomb



INDIVIDUAL RECORDS

PUNTING

MOST PUNTS

Game	13 — Rocco Navarro at Nebraska (2005)
Season	87 — Steve Wood (1978)
Career	260 — Steve Wood (1975–78)

MOST YARDS

Game	518 — Rocco Navarro at Nebraska (2005)
Season	3,166 — Steve Wood (1978)
Career	9,795 — Mike Mellow (2001–04)

HIGHEST AVERAGE

Season	43.1 — Mike Mellow (2004)
Longest Punt	82 — Kash Kiefer at Villanova (2007)

PUNT RETURNS

MOST RETURNS

Game	9 — Paul Keany vs. Youngstown State (1966)
Season	31 — Al Marquis (1974)
Career	79 — Lennard Byrd (1998–01)

MOST YARDS


Game	130 — Paul Keany vs. Youngstown State (1966)
Season	405 — Lennard Byrd (1999)
Career	905 — Lennard Byrd (1998–01)

MOST TOUCHDOWNS

Game	1 — Micah Wright at William & Mary (2016)
	1 — Benjamin Davis vs. Richmond (2014)
	1 — Trevor Coston vs. Bryant (2011)
	1 — Mark Masterson vs. Monmouth (2007)
	1 — Arel Gordon vs. Albany (2005)
	1 — Arel Gordon vs. Hofstra (2004)
	1 — Arel Gordon at Morgan State (2003)
	1 — Lennard Byrd vs. Colgate (2001)
	1 — Lennard Byrd vs. Northeastern (1999)
	1 — Darrick Brown vs. JMU (1998)
	1 — Rameek Wright vs. Boston U. (1996)
	1 — Darrick Brown vs. UMass (1996)
	1 — Pete Ouellette vs. UConn (1980)
	1 — Wayne Champeon vs. UMass (1960)
Season	1 — Micah Wright at William & Mary (2016)
	1 — Benjamin Davis vs. Richmond (2014)
	1 — Trevor Coston vs. Bryant (2011)
	1 — Mark Masterson (2007)
	1 — Arel Gordon (2005)
	1 — Arel Gordon (2004)
	1 — Arel Gordon (2003)
	1 — Lennard Byrd (2001)
	1 — Lennard Byrd (1999)
	1 — Darrick Brown (1998)
	1 — Rameek Wright (1996)
	1 — Darrick Brown (1996)
	1 — Pete Ouellette (1980)
	1 — Wayne Champeon (1960)
Career	3 — Arel Gordon (2003–06)
	2 — Darrick Brown (1995–98)
	2 — Lennard Byrd (1998–01)

LONGEST TOUCHDOWN RETURN

87 — Pete Ouellette vs. Connecticut (1980)
--



Carl Smith holds

KICKOFF RETURNS

MOST RETURNS

Game	6 — Dave Eretzian vs. C.W. Post (1971)
	6 — Jeffrey DeVaughn (2015)
Season	28 — Darrick Brown (1998)
	28 — Darrick Brown (1998)
Career	79 — Pete Ouellette (1978–81)

MOST YARDS

Game	158 — Dave Eretzian vs. C.W. Post (1971)
Season	729 — Arel Gordon (2004)
Career	1,508 — Pete Ouellette (1978–81)

MOST TOUCHDOWNS

Game	1 — Last: Earnest Edwards vs. Villanova (2016)
Season	2 — Arel Gordon (2004)
Career	3 — Arel Gordon (2003–06)

LONGEST RETURN

100 — Arel Gordon at Morgan State (2003)
--

INTERCEPTION RETURNS

MOST RETURNS

Game	4 — Dave Brown vs. Bowdoin (1962)
Season	11 — Claude Pettaway (1990)
Career	21 — Derek Carter (1994–97)

MOST YARDS

Game	160 — Dave Brown vs. Bowdoin (1962)
Season	177 — Dave Brown (1962)
Career	301 — Derek Carter (1994–97)

MOST TOUCHDOWNS

Game	2 — Bill Curry vs. Liberty (1992)
Season	2 — Bill Curry, Dan Girard (1992)
Career	3 — Bill Curry (1989–92)

LONGEST RETURN

100 — Dave Brown vs. Bowdoin (1962)
100 — Kendall James at Bryant (2013)

QB SACKS

Season	13 — Todd Williamson (1996)
Career	29.0 — Michael Cole (2010–13)
	27.5 — Mike Denino (1986–89)

SCORING

Most Points

Game	30 — Royston English vs. UNH (2000)
	30 — James Buzzell vs. Fort Williams (1927)
	30 — George Coltart vs. Fort Williams (1927)
Season	120 — Carl Smith (1989)
Career	219 — Todd Jagoutz (1997–00)

MOST TOUCHDOWNS

Game	5 — Royston English vs. UNH (2000)
	5 — James Buzzell vs. Fort Williams (1927)
	5 — George Coltart vs. Fort Williams (1927)
Season	20 — Carl Smith (1989)
Career	35 — Marcus Williams (2001–04)

MOST EXTRA POINTS KICKED

Game	11 — Mike Mellow at Morgan St. (2003)
	10 — Charles Neavling vs. Fort Williams (1919)
Season	45 — Sean Decloux (2013)
	45 — Jack Leone (1982)
Career	114 — Todd Jagoutz (1997–00)

BEST PAT PERCENTAGE

Season*	1.000 (45 — 45) — Jack Leone (1982)
	1.000 (38 — 38) — Mike Mellow (2003)
	1.000 (17 — 17) — Bobby Donnelly (2007)
	1.000 (12 — 12) — Bobby Donnelly (2005)
Career**	93.3 (112–120) — Peter Borjestedt (1985–88)

* — min. 10 made; ** — min. 100 made

MOST EXTRA POINTS RUN/PASSED

Game	1 — Several players
Season	2 — Clay Pickering (1983)
Career	2 — Clay Pickering (1983)

MOST FIELD GOALS

Game	4 — Tom Shepherd vs. UMass (1910)
	4 — Peter Borjestedt vs. Boston Univ. (1987)
	4 — Jeff Mottola vs. New Hampshire (1990)
Season	16 — Sean Decloux (2013)
Career	44 — Sean Decloux (2012–15)
	35 — Todd Jagoutz (1997–00)

LONGEST FIELD GOAL

52 — Jack Leggett vs. Delaware (1975)

BLOCKED KICK RETURNS

LONGEST RUN WITH BLOCKED FG


75 — Gary Groves vs. Northeastern (1985)
--

LONGEST RUN WITH BLOCKED PAT


90 — Claude Pettaway vs. UNH (1988)

100 YARD XP INTERCEPTION RETURN

100 — Troy Harris vs. Towson (2007)



Bill Curry



Todd Williamson

CAREER LEADERS



RUSHING YARDS

RK	PLAYER. YEARS	YARDS
1	Marcus Williams, 2001-04	3,940
2	Lorenzo Bouier, 1979-82	3,828
3	Carl Smith, 1988-91	3,820
4	Royston English, 1998-01	2,842
5	Bob Jameson, 1993-96	2,756
6	Doug Dorsey, 1985-88	2,519
7	Andre Pam, 1993-96	2,414
8	Rudy DiPietro, 1973-77	2,289
9	Pushaun Brown, 2008-11	2,209
10	Ben Sirmans, 1988-92*	2,025
11	Jhamal Fluellen, 2006-08	1,871
12	Ed Bogdanovich, 1951-53	1,764
13	Paul Phelan, 1981-84	1,630
14	Jim Fox, 1985-87	1,583
15	Rickey Stevens 2011-13	1,576
16	Paul Capriotti, 1987-91**	1,550
17	Mark DiGregorio, 1973-76	1,547
18	Steve Knight, 1991-94	1,408

* Did not play in 1991

**Includes 1987-88 statistics from Army, did not play in 1989

PASSING YARDS

RK	PLAYER. YEARS	YARDS
1	Mike Buck, 1986-89	8,491
2	Ron Whitcomb, 2003-06	8,363
3	Warren Smith, 2008-11*	8,025
4	Mickey Fein, 1995-98	7,856
5	Jake Eaton, 1999-2002	7,145
6	Marcus Wasilewski 2010-13	5,612
7	Emilio Colon, 1991-94	5,563
8	Dan Collins, 2013-16	4,814
9	Bob Wilder, 1984-87	4,493
10	Dick DeVarney, 1963-65	3,384
11	Jack Cosgrove, 1974-77	2,836
12	Rich Labonte, 1981-84	2,748
13	Dave Wing, 1967-69	2,675
14	John Tursky, 1978-80	2,247
15	Mike Brusko, 2005-2009	1,758
16	Brian Scott, 1996-99	1,660
17	Jeff DelRosso, 1988-91	1,570
18	Manch Wheeler, 1959-61	1,457
19	Mike Beauchemin, 1980-83	1,389

* Includes 2008 stats at Iona

RECEIVING YARDS

RK	PLAYER. YEARS	YARDS
1	Sergio Hebra, 1984-87	2,612
2	Rameek Wright, 1995-97	2,384
3	Drew O'Connor, 1994-98	2,362
4	Phil McGeoghan, 1997-00**	2,343
5	Steve Roth, 1985-89*	2,183
6	Christian Pereira, 2001-2004	2,101
7	Damarr Aultman 2011-14	2,061
8	Gene Benner, 1967-69	2,029
9	Kevin McMahan, 2002-05	1,995
10	Dwayne Wilmot, 1997-00	1,981
11	Ryan Waller, 2001-2005	1,948
12	Landis Williams, 2006-09	1,679
13	Dave Paul, 1970-72	1,526
14	Arthur Williams 2011-14	1,437
15	Mark Dupree, 1989-90	1,390
16	Frizell Davis, 1990-93	1,381
17	Pat Madden, 1978-80	1,339

* Did not play in 1987

**Includes stats from Boston Univ. in 1997

SCORING

RK	PLAYER. YEARS	TD-FG-XP-CONV-PTS
1	Sean Decloux 2012-15	0-44-98-0-230
2	Todd Jagoutz, 1997-00	0-35-114-0-219
3	Marcus Williams, 2001-04	35-0-0-0-210
4	Carl Smith, 1988-91	34-0-0-0-204
5	Peter Borjestedt, 1985-88	0-30-112-0-202
6	Lorenzo Bouier, 1979-82	33-0-0-0-198
7	Doug Dorsey, 1985-88	32-0-0-0-192
8	Jack Leone, 1979-82	0-31-96-0-189


RECEPTIONS

RK	PLAYER. YEARS	TD	REC
1	Sergio Hebra, 1984-87	17	189
2	Drew O'Connor, 1994-98	30	177
3	Rameek Wright, 1995-97	12	175
4	Dwayne Wilmot, 1997-00	13	169
5	Damarr Aultman 2011-14	18	162
6	Phil McGeoghan, 1997-00**	15	161
7	Arel Gordon, 2003-06	6	158
8	Christian Pereira, 2001-04	21	156
9	Steve Roth, 1985-89*	20	151
10	Landis Williams, 2006-09	23	142
11	Gene Benner, 1967-79	14	135
12	Kevin McMahan, 2002-05	25	130

* Did not play in 1987

**Includes stats from Boston Univ. in 1997

SEASON LEADERS



RUSHING YARDS

RK	PLAYER. YEARS	ATT	TD	YARDS
1	Carl Smith, 1989	305	20	1,680
2	Lorenzo Bouier, 1980	349	9	1,622
3	Marcus Williams, 2002	263	7	1,406
4	Marcus Williams, 2003	248	12	1,284
5	Andre Pam, 1995	191	8	1,250
6	Ben Sirmans, 1992	264	10	1,214
7	Royston English, 2001	225	8	1,157
8	Pushaun Brown, 2011	226	11	1,093
9	Marcus Williams, 2004	218	14	1,077
10	Jhamal Fluellen	223	5	1,052

PASSING YARDS

RK	PLAYER. YEARS	ATT-CM	TD	YARDS
1	Marcus Wasilewski, 2013	409-276	25	3,238
2	Warren Smith, 2011	425-270	22	3,122
3	Mickey Fein, 1997	414-236	26	2,885
4	Mike Buck, 1987	387-214	22	2,758
5	Mickey Fein, 1998	428-233	27	2,648
6	Mike Buck, 1988	347-180	21	2,575
7	Ron Whitcomb, 2003	329-186	21	2,428
8	Dan Collins, 2016	318-166	18	2,375
9	Marcus Wasilewski, 2012	338-206	21	2,364
10	Ron Whitcomb, 2004	350-213	22	2,318
12	Mike Buck, 1989	264-170	19	2,315
13	Jake Eaton, 2000	279-184	17	2,265
13	Ron Whitcomb, 2005	357-205	16	2,219
14	Jake Eaton, 2001	281-162	19	2,198

RECEIVING YARDS

RK	PLAYER. YEARS	REC	TD	YARDS
1	Rameek Wright, 1997	88	7	1,169
2	Rameek Wright, 1996	79	5	1,143
3	Drew O'Connor, 1998	72	16	1,027
4	Dwayne Wilmot, 2000	67	8	955
5	Sergio Hebra, 1987	70	5	927

6	Gene Benner, 1969	55	8	899
7	Kevin McMahan, 2005	59	13	893
8	Mark Dupree, 1989	50	7	840
9	Christian Pereira, 2003	52	10	820
10	Christian Pereira, 2004	58	10	818
	Micah Wright, 2015	61	5	818

RECEPTIONS

RK	PLAYER. YEARS	REC	TD	YARDS
1	Rameek Wright, 1997	88	7	1,169
2	Rameek Wright, 1996	79	5	1,143
3	Drew O'Connor, 1998	72	16	1,027
4	Landis Williams, 2009	71	9	798
5	Arel Gordon, 2005	70	1	484
	Sergio Hebra, 1987	70	5	927
7	Dwayne Wilmot, 2000	67	8	955
8	Arel Gordon, 2006	63	3	535
9	Micah Wright, 2015	61	5	818
	Drew O'Connor, 1997	61	7	797
10	Stefan Gomes, 2001	60	9	787
	John Ebeling, 2013	60	6	647
	Derrick Johnson, 2013	60	2	608
11	Kevin McMahan, 2005	59	13	893
12	Christian Pereira, 2004	58	10	818
12	Maurice McDonald, 2011	58	5	591

TD PASSES

RK	PLAYER. YEARS	TD
1	Mickey Fein, 1998	27
2	Mickey Fein, 1997	26
3	Marcus Wasilewski, 2013	25
4	Ron Whitcomb, 2004	22
	Mike Buck, 1987	22
	Warren Smith, 2011	22
7	Mike Buck, 1988	21
	Ron Whitcomb, 2003	21
	Marcus Wasilewski, 2012	21



Rameek Wright had a school-



Year-by-Year Leaders Scoring

1892 – 1897: Touchdowns counted for four points during this period. Field goals also counted for four points, but there is no evidence of any successful attempts during this six-year period. Number of games played by the team is in parenthesis next to the year of the season.

Year	Name	TD	EP	FG	Total
1896 (6)	Edwin Sturgis	2	2	0	10
1897 (3)	Charles Sawyer	3	0	0	12
1898 – 1911: Touchdowns counted for five points and field goals for four points during this period.					
1898 (4)	Ralph Wormel	1	0	0	5
1899 (5)	Alfred Davis	4	0	0	20
1900 (8)	Carlos Dorticos	4	10	0	30
1901 (8)	Carlos Dorticos	6	11	0	41
1902 (8)	Carlos Dorticos	7	4	0	39
1903 (8)	Henry Thatcher	7	0	0	35
1904 (7)	Henry Thatcher	2	0	0	10
	Arthur Collins	2	0	0	10
	Arthur Weymouth	2	0	0	10
	Joseph Crowe	2	0	0	10
1905 (7)	Howard Farwell	3	0	0	15
1906 (8)	Harrison Higgins	1	0	0	5
	Robert Hodgins	1	0	0	5
1907 (7)	George Bearce	0	1	3	13
1908 (7)	Avery Hammond	2	4	0	14
1909 (8)	William Parker	6	0	0	30
1910 (7)	Thomas Shepherd	2	4	4	30
Beginning with the 1911 season, touchdowns counted for six points and field goals for three points.					
1911 (8)	Thomas Shepherd	0	5	10	35
1912 (8)	John Carleton	5	0	0	30
	William Martin	5	0	0	30
1913 (8)	Norman Donahue	4	0	0	24
	Charles Ruffner	3	0	2	24
1914 (9)	Charles Ruffner	11	22	0	88
1915 (9)	Verne Beverly	5	0	0	30
1916 (7)	Clyde Stewart	1	0	0	6
1917 (4)	Percy Power	1	0	0	6
	Lawrence Purington	1	0	0	6
	Newman Young	1	0	0	6
1918 (4)	W. J. Matthews	2	0	0	12
1919 (7)	Lawrence Purington	5	0	0	30
1920 (9)	Henry Small	3	3	0	21
1921 (8)	George Gruhn	5	0	0	30
1922 (8)	Henry Small	3	8	0	26
1923 (8)	George Gruhn	5	0	0	30
1924 (8)	Cecil Cutts	3	0	0	18
	Albert Repscha	3	0	0	18
1925 (8)	Willis Barrows	6	0	0	36
1926 (8)	James Buzzell	9	0	0	54
1927 (7)	George Coltart	12	2	0	74
1928 (7)	George Coltart	4	9	0	33
1929 (7)	Walter Riley	2	0	0	12
	Hector Hebert	2	0	0	12
1930 (7)	Monroe Romansky	3	0	0	18
1931 (7)	Gilbert Robertshaw	5	0	0	30
1932 (7)	Monroe Romansky	5	0	0	30
1933 (7)	Robert Littlehale	4	0	0	24
1934 (7)	Wendell Brewster	3	0	0	18
	Clyde Higgins	3	0	0	18
1935 (7)	Roderick Elliott	3	1	0	19
1936 (7)	Roderick Elliott	9	0	0	54
1937 (7)	Roderick Elliott	2	2	0	14
1938 (7)	Harry Shute	3	0	0	18
	Harold Gerrish	3	0	0	18
1939 (7)	Edward Barrows	5	0	0	30
1940 (7)	Nathaniel Crowley	2	2	0	14
1941 (7)	Emile King	3	0	0	18
	Robert Nutter	3	0	0	18
1942 (6)	Robert Nutter	3	0	0	18
1943 (1)	William Mahar	1	0	0	6
1944 (4)	Eugene Boutillier	3	0	0	18
	Leroy Henderson	3	0	0	18
1945 (5)	John Woodworth	3	0	0	18
1946 (7)	Henry Dombkowski	2	9	0	21
1947 (7)	Henry Dombkowski	10	11	0	71
1948 (7)	Alton Sproul, Jr.	3	0	0	18
	Reginald Lord	3	0	0	18

1949 (7)	Gordon Pendleton	5	0	0	30
1950 (7)	Gordon Pendleton	4	0	0	24
1951 (7)	Edward Bogdanovich	5	0	0	30
	Gordon Pendleton	5	0	0	30
1952 (7)	Edward Bogdanovich	7	0	0	42
1953 (7)	Vincent Calenda, Jr.	9	0	0	54
1954 (7)	Ernest Smart	8	0	0	48
1955 (7)	Raymond Hostetter	4	0	0	24
	James Duffy	4	0	0	24
	Warren Griffin	4	0	0	24
1956 (7)	Raymond Hostetter	6	0	0	36
1957 (7)	John Theriault	2	10	0	22
1958 (8)	Wayne Champeon	5	4	0	34
1959 (8)	David Cloutier	6	2	0	38
1960 (8)	Wayne Champeon	5	2	0	32
1961 (9)	David Cloutier	7	0	0	42
1962 (8)	Michael Haley	4	0	0	24
1963 (8)	Michael Haley	8	0	0	48
1964 (8)	Brentley Keene	7	2	0	44
1965 (10)	Francis Harney	9	0	0	54
1966 (9)	Paul Keany	5	0	0	30
	Charles Yanush	5	0	0	30
1967 (8)	Eugene Benner	3	0	0	18
1968 (8)	Robert Hamilton	5	0	0	30
1969 (9)	Daniel Sullivan	10	0	0	60
1970 (8)	William Swadel	6	0	0	36
1971 (8)	David Paul	6	0	0	36
1972 (9)	David Paul	4	0	0	24
1973 (10)	Mark DeGregorio	4	3	0	27
	Alfred Marquis	4	0	0	24
1974 (10)	Mark DeGregorio	7	2	0	44
1975 (10)	Jack Leggett	0	12	5	27
1976 (11)	Jack Leggett	0	20	6	38
1977 (10)	Rudy DiPietro	5	2	0	32
1978 (11)	John Marquis	6	0	0	36
1979 (11)	Lorenzo Bouier	8	0	0	48
1980 (11)	Lorenzo Bouier	9	0	0	54
1981 (11)	Peter Ouellette	8	0	0	48
1982 (11)	Lorenzo Bouier	14	0	0	84
1983 (10)	John Leone	0	19	6	37
1984 (11)	John Leone	0	14	10	44
1985 (11)	Douglas Dorsey	12	0	0	72
1986 (11)	Douglas Dorsey	12	0	0	72
1987 (11)	Peter Borjestedt	0	38	10	68
1988 (11)	Trent Cockayne	0	26	4	38
1989 (11)	Carl Smith	20	0	0	120
1990 (11)	Jeffrey Mottola	0	21	13	60
1991 (11)	Paul Capriotti	9	2	0	56
1992 (11)	Benjamin Sirmans	10	0	0	60
1993 (11)	Thomas Dadmun	0	13	7	34
1994 (11)	Steven Knight	5	0	0	30
	Christopher Binder	0	18	4	30
1995 (11)	Andre Pam	10	0	0	60
1996 (11)	Andre Pam	12	0	0	72
1997 (11)	Todd Jagoutz	0	38	9	65
1998 (11)	Drew O'Connor	16	0	0	96
1999 (11)	Todd Jagoutz	0	14	10	44
2000 (11)	Todd Jagoutz	0	38	9	65
2001 (10)	Chris DeVinney	0	34	8	58
2002 (14)	Mike Mellow	0	40	10	70
2003 (11)	Marcus Williams	12	0	0	72
2004 (11)	Marcus Williams	14	0	0	84
2005 (11)	Kevin McMahan	13	0	0	78
2006 (11)	Arel Gordon	8	0	0	48
2007 (11)	Bobby Donnelly	0	17	9	44
2008 (13)	Jared Turcotte	8	0	0	48
2009 (11)	Landis William	9	0	0	54
2010 (11)	Pushaun Brown	7	0	0	42
2011 (13)	Pushaun Brown	12	0	0	72
2012 (7)	Sean Decloux	0	24	7	45
2013 (13)	Sean Decloux	0	45	16	93
2014 (11)	Sean Decloux	0	16	10	46
2015 (11)	Sean Decloux	0	13	11	46
2016 (11)	Josh Mack	8	0	0	48
	Micah Wright	8	0	0	48

Rushing Yardage

Year	Name	Carries	Yards	Avg.
1950	Lawrence Hersom	96	508	5.29
1951	Edward Bogdanovich	113	562	4.97
1952	Edward Bogdanovich	158	682	4.32
1953	Edward Bogdanovich	97	533	5.49
1954	Ernest Smart	106	407	3.84

1955	Raymond Hostetter, Jr.	72	291	4.04
1956	Raymond Hostetter, Jr.	88	381	4.33
1957	Charles Thibodeau	68	312	4.59
1958	John Welch	94	472	5.02
1959	David Cloutier	87	534	6.14
1960	Wayne Champeon	48	244	5.08
1961	Dale Curry	82	291	3.55
1962	William Chard	90	297	3.30
1963	Michael Haley	81	392	4.84
1964	Francis Harney	82	319	3.89
1965	Francis Harney	132	416	3.15
1966	George Platter	94	270	2.87
1967	Charles Yanush	82	237	2.89
1968	Robert Hamilton	144	585	4.06
1969	Daniel Sullivan	146	731	5.01
1970	Robert Marchildon	87	378	4.34
1971	William Swadel	74	285	3.85
1972	Michael Porter	152	500	3.29
1973	Mark DeGregorio	150	524	3.49
1974	Mark DeGregorio	140	570	4.07
1975	James Dumont	121	621	5.13
1976	Rudy DiPietro	196	943	4.81
1977	Rudy DiPietro	212	896	4.23
1978	John Marquis	238	770	3.23
1979	Lorenzo Bouier	212	910	4.29
1980	Lorenzo Bouier	349	1,622	4.65
1981	Peter Ouellette	99	548	5.53
1982	Lorenzo Bouier	177	863	4.88
1983	Paul Phelan	121	523	4.32
1984	Gary Hufnagle	152	675	4.44
1985	Douglas Dorsey	204	881	4.31
1986	Douglas Dorsey	194	923	4.76
1987	James Fox	169	833	4.93
1988	Carl Smith	123	705	5.73
1989	Carl Smith	305	1,680	5.51
1990	Carl Smith	177	794	4.49
1991	Paul Capriotti	205	823	4.01
1992	Benjamin Sirmans	264	1,214	4.60
1993	Steven Knight	104	559	5.37
1994	Steven Knight	177	798	4.51
1995	Andre Pam	191	1,250	6.54
1996	Robert Jameson	237	1,066	4.50
1997	Bert Rich	113	535	4.73
1998	Ben Christopher	132	638	4.83
1999	Royston English	153	556	3.63
2000	Royston English	146	666	4.56
2001	Royston English	225	1,157	5.10
2002	Marcus Williams	263	1,406	5.35
2003	Marcus Williams	248	1,284	5.17
2004	Marcus Williams	218	1,077	4.90
2005	Montell Owens	184	779	4.23
2006	Arel Gordon	172	843	4.90
2007	Jhamal Fluellen	223	1,052	4.72
2008	Jared Turcotte	105	625	6.00
2009	Derek Session	119	479	4.00
2010	Pushaun Brown	135	650	4.81
2011	Pushaun Brown	226	1,093	4.80
2012	Rickey Stevens	137	830	6.00
2013	Rickey Stevens	128	757	5.91
2014	Nigel Beckford	118	471	4.00
2015	Nigel Beckford	123	566	4.30
2016	Josh Mack	140	712	5.10

Passing Leaders

Year	Name	Att.	Cm.	Int.	Pct.	Yds.	TD
1950	Eugene Sturgeon	22	9	1	40.9	102	2
1951	Eugene Sturgeon	25	9	6	36.0	185	2
1952	Kenneth Parady	69	35	3	50.7	411	4
1953	Ed Bogdanovich	22	11	2	50.0	214	4
1954	Peter Kostacopoulos	49	20	5	40.8	316	1
1955	James Duffy, Jr.	30	13	2	43.3	237	3
1956	Kenneth Parady	67	31	4	46.3	415	4
1957	Robert Pickett	55	12	6	21.8	164	2
1958	Robert Pickett	57	23	4	40.4	385	5
1959	Manch Wheeler	66	21	5	31.8	293	3
1960	Manch Wheeler	75	32	4	42.7	449	4
1961	Manch Wheeler	96	43	11	44.8	715	8
1962	Thomas Austin	60	28	3	46.7	340	2
1963	Richard DeVarney	101	55	3	54.5	690	3
1964	Richard DeVarney	151	74	10	49.0	1,102	7
1965....	Richard DeVarney.....	212	114	14	53.7	1,592	17



1966	George Platter	70	27	3	38.0	402	5
1967	David Wing	134	56	9	41.8	513	1
1968	David Wing	173	75	7	43.4	815	7
1969	David Wing	218	90	15	41.3	1,347	12
1970	Henry Hastings	139	64	12	46.0	856	7
1971	Douglas Lentz	94	44	3	46.8	600	4
1972	Richard Prior	78	31	7	39.7	555	2
1973	Richard Prior	108	45	10	41.6	541	3
1974	Jack Cosgrove	78	37	5	47.4	517	5
1975	Dennis Emerson	124	49	9	39.5	681	2
1976	Jack Cosgrove	165	70	10	42.4	883	4
1977	Jack Cosgrove	173	94	11	54.3	1,330	6
1978	John Tursky	147	58	5	39.5	762	4
1979	John Tursky	169	86	7	50.9	1,155	5
1980	David Rehboltz	119	50	11	42.0	847	6
1981	Richard LaBonte	100	50	8	50.0	550	8
1982	Richard LaBonte	204	112	9	54.9	1,640	17
1983	Mike Beauchemin	126	61	-	48.4	868	8
1984	Bob Wilder	200	89	13	44.5	1,232	5
1985	Bob Wilder	341	172	15	50.4	1,902	10
1986	Bob Wilder	220	106	7	48.2	1,201	8
1987	Mike Buck	387	214	16	55.3	2,758	22
1988	Mike Buck	347	180	14	51.9	2,575	21
1989	Mike Buck	264	170	3	64.4	2,315	19
1990	Jeffrey DelRosso	186	68	8	36.6	760	3
1991	Emilio Colon	218	116	13	53.2	1,325	2
1992	Emilio Colon	256	157	6	61.3	1,823	13
1993	Emilio Colon	257	133	7	51.7	1,603	4
1994	Emilio Colon	149	82	7	55.0	812	6
1995	John Tennett	140	68	4	48.6	645	5
1996	Mickey Fein	279	140	11	50.2	1,955	10
1997	Mickey Fein	414	236	12	57.0	2,885	26
1998	Mickey Fein	428	233	13	54.4	2,648	27
1999	Brian Scott	194	109	11	56.2	1,343	6
2000	Jake Eaton	279	184	12	65.9	2,265	17
2001	Jake Eaton	281	162	7	57.7	2,198	19
2002	Jake Eaton	269	154	9	57.2	1,849	16
2003	Ron Whitcomb	329	186	10	56.5	2,248	21
2004	Ron Whitcomb	350	213	13	60.9	2,318	22
2005	Ron Whitcomb	357	205	13	57.4	2,219	16
2006	Ron Whitcomb	240	151	8	62.9	1,398	9
2007	Adam Farkes	154	78	4	50.6	836	7
2008	Mike Brusko	104	67	7	64.4	936	8
2009	Warren Smith	159	260	13	61.2	1,695	12
2010	Warren Smith	305	198	10	60.5	1,861	9
2011	Warren Smith	425	270	14	63.5	3,122	22
2012	Marcus Wasilewski	338	206	11	60.9	2,364	21
2013	Marcus Wasilewski	409	276	9	67.5	3,238	25
2014	Drew Belcher	152	77	3	50.7	740	3
2015	Dan Collins	273	135	10	49.5	1,542	6
2016	Dan Collins	318	166	16	52.2	2,375	18

Receiving Yardage

Year	Name	Rec.	Yards	Avg.
1951	Robert Whytock	10	239	23.90
1952	Kenneth Woodsum	9	180	20.00
1953	Kenneth Woodsum	10	185	18.50
1954	Kenneth Woodsum	8	147	18.37
1955	Paul Boucher	7	104	14.86
1956	Thurlow Cooper	19	327	17.21
1957	Edward Manson, Jr.	4	67	16.75
1958	Gerard deGrandpre, Jr.	2	38	19.00
1959	Maurice Dore	10	197	19.70
1960	Wayne Champeon	10	165	16.50
1961	Richard Kinney	10	171	17.10
1962	David Brown	5	177	35.40
1963	Raymond Austin	3	84	28.00
1964	Francis Harney	19	219	11.52
1965	Francis Harney	28	410	14.64
1966	John White	17	361	21.23
1967	Gene Benner	44	581	13.20
1968	Gene Benner	36	549	15.25
1969	Gene Benner	55	899	16.34
1970	David Paul	30	412	13.73
1971	David Paul	47	621	13.21
1972	David Paul	37	493	13.32
1973	Michael O'Day	22	364	16.54
1974	Michael O'Day	21	293	13.95
1975	Michael O'Day	16	228	14.25
1976	Richard McCormick	22	350	15.91
1977	Richard McCormick	20	392	19.60
1978	Patrick Madden	23	396	17.21
1979	Patrick Madden	26	481	18.50

1980	Patrick Madden	24	462	19.25
1981	Matthew Walsh	21	300	14.28
1982	Paul Phelan	22	308	14.00
1983	Matthew Walsh	30	456	15.20
1984	J. Daniel Gordon	16	277	17.31
1985	Sergio Hebra	57	812	14.25
1986	Sergio Hebra	56	812	14.50
1987	Sergio Hebra	70	927	13.24
1988	J. Daniel Gordon	32	592	18.50
1989	Mark Dupree	50	840	16.80
1990	Mark Dupree	42	550	13.09
1991	Tony Szydowski	31	407	13.13
1992	Mark Shaw	27	331	12.26
1993	Frizell Davis, Jr.	41	679	16.56
1994	Stephen Gates	25	347	13.88
1995	Drew O'Connor	27	337	12.48
1996	A. Rameek Wright	79	1,143	14.47
1997	A. Rameek Wright	88	1,169	13.28
1998	Drew O'Connor	72	1,027	14.16
1999	Philip McGeoghan	52	807	15.52
2000	Dwayne Wilmot	67	955	14.25
2001	Stefan Gemes	60	787	13.10
2002	Ryan Waller	37	575	15.54
2003	Christian Pereira	52	820	15.77
2004	Christian Pereira	58	818	14.10
2005	Kevin McMahan	59	893	15.13
2006	Arel Gordon	63	535	8.49
2007	Landis Williams	38	481	12.65
2008	Tyrell Jones	23	356	15.5
2009	Landis Williams	71	798	11.2
2010	Derek Session	50	580	11.6
2011	Maurice McDonald	58	591	10.2
2012	Maurice McDonald	56	459	8.2
2013	John Ebeling	60	647	10.8
2014	Damarr Aultman	48	498	10.4
2015	Micah Wright	61	818	13.4
2016	Micah Wright	44	688	15.6

Tackles

(100 or more and/or team leader)

Year	Name	Solo	Asst.	Total
1980	Robert Waterman	119	59	178
	Thomas Rasmussen	78	42	120
	Philip Ferrari	68	41	109
1981	Robert Lucy	79	34	113
	John Hersom	70	33	103
1982	Robert Lucy	74	35	109
1983	Dean Ramsdell	67	47	114
1984	Mark Coutts	82	69	151
1985	James Keefe	51	43	94
1986	Steven Root	65	51	116
1987	Nicholas Penna	77	53	130
	Robert Sterling	65	44	109
1988	Nicholas Penna	79	61	140
1989	Michael Smith	45	41	86
1990	Michael Smith	56	49	105
1991	Jemal Murph	46	45	91
1992	Daniel Girard	87	65	152
1993	Ross Fichthorn	83	79	162
	Jemal Murph	62	59	121
1994	Ross Fichthorn	52	43	95
1995	Derek Carter	68	60	128
1996	Derek Carter	63	29	92
1997	Derek Carter	55	29	84
1998	Aaron Dashiell	63	37	100
1999	Aaron Dashiell	67	38	105
2000	Stephen Cooper	59	25	84
2001	Stephen Cooper	62	33	95
2002	Stephen Cooper	78	43	121
2003	Brandon McGowan	47	38	85
2004	Brandon McGowan	53	48	101
2005	Jermaine Walker	64	50	114
2006	Andrew Downey	35	37	72
2007	John Wormuth	43	44	87
2008	Jovan Belcher	44	54	98
2009	Donte Dennis	51	55	106
2010	Donte Dennis	57	51	108
2011	Vinson Givans	45	49	94
2012	Donte Dennis	38	48	86
2013	Christophe Mulumba Tshimanga	32	86	118
	Cabrinni Goncalves	46	55	101
2014	Christophe Mulumba Tshimanga	42	53	95
2015	Randy Samuels	47	25	72

2016	Christophe Mulumba Tshimanga	35	62	97
------	------------------------------	----	----	----

Quarterback Sacks

(10 or more and/or team leader)

Year	Name	Sacks
1980	Ryck Suydam	10
1981	David Sanzaro	5
	Thomas Loughlin, Jr.	5
1982	David Sanzaro	7
1983	N/A	-
1984	Frank Foley	7
1985	Raymond Paquette	4.5
1986	Stephen Donahue	5.5
1987	Michael Denino	5
1988	Michael Denino	9.5
1989	Michael Denino	11
1990	Michael Smith	2
	Craig Thibeau	2
	Kevin McCoy	2
1991	Corey Parker	5
1992	Corey Parker	8
1993	Jemal Murph	5
	George Wehrman	5
1994	Ako Stafford	5
1995	G. Todd Williamson	5
1996	G. Todd Williamson	13
	Jonathan Gautier	10
1997	Jojo Oliphant	5
1998	Jojo Oliphant	9.5
1999	Jojo Oliphant	10.5
2000	Damon Boinske	9
2001	Brendan Curry	8
2002	Stephen Cooper	9.5
	Dennis Dottin-Carter	9.5
2003	Dan Joslyn	7
2004	Marcus Walton	5
2005	Mike DeVito	6.5
2006	Matt King	11.5
2007	Jovan Belcher	10.0
2008	Jovan Belcher	7.5
2009	Jordan Stevens	10.0
2010	Doug Alston	3.5
2011	Michael Cole	11.0
2012	Michael Cole	7.0
2013	Michael Cole	8.0
2014	Trevor Bates	5.5
	Zachary Hume	5.5
2015	Trevor Bates	7.5
2016	Patrick Ricard	5.5



Emilio Colon



Mike Denino



Team Awards

>> JACK BUTTERFIELD OUTSTANDING OFFENSIVE PLAYER AWARD

1984	Gary Hufnagle
1985	Lance Theobald
1986	Mike Walsh
1987	Jim Fox
1988	Mike Buck
1989	Carl Smith
1990	Paul Capriotti
1991	Carl Smith
1992	Emilio Colon
1993	Steve Knight
1994	Brian Gaine
1995	Ray Baur
1996	Rameek Wright
1997	Rameek Wright
1998	Drew O'Connor
1999	Phil McGeoghan
2000	Jake Eaton
2001	Royston English, Stefan Gomes
2002	Marcus Williams
2003	Ron Whitcomb
2004	Christian Pereira
2005	Montell Owens
2006	Ron Whitcomb, Arel Gordon
2007	Jhamal Fluellen
2008	Mike Brusko, Ryan Canary
2009	Landis Williams
2010	Derek Buttles
2011	Pushaun Brown
2012	Chris Howley
2013	John Ebeling
2014	Damarr Aultman
2015	Micah Wright
2016	Micah Wright

>> SAM SEZAK OUTSTANDING OFFENSIVE LINEMAN AWARD

1984	Dan Maloney
1985	Tim Cahill
1986	John Colasecco
1987	Dave Ingalls
1988	Scott Hough
1989	Scott Hough
1990	Tom Rogers
1991	Sean Dowd
1992	Dan Jones
1993	Mike Misbrenner
1994	Steve Stinson
1995	Steve Stinson
1996	Mike Flynn
1997	Doug Henderson
1998	Giff Salisbury
1999	Paul Paradis
2000	Zack Magliaro
2001	Chad Hayes
2002	Mike LeConte
2003	Peter Richardson
2004	Ben Lazarski
2005	Ben Lazarski
2006	Ryan Canary
2007	Ryan Canary
2008	Christopher Amao
2009	Tyler Eastman
2010	Chris Howley
2011	Chris Howley
2012	Josh Spearin
2013	Jeff Gakos
2014	Bruce Johnson
2015	Bruce Johnson
2016	Jamil Demby

>> WALTER ABBOTT OUTSTANDING DEFENSIVE PLAYER AWARD

1984	John McGrath
1985	Jamie Keefe
1986	Jason Davenport
1987	Nick Penna
1988	Keith James
1989	Claude Pettaway
1990	Claude Pettaway
1991	Jamal Murph
1992	Bill Curry, Dan Girard
1993	Greg Mikell
1994	Greg Mikell
1995	Derek Carter
1996	Bryan Hawkes
1997	Derek Carter
1998	Aaron Dashiell
1999	Mike Harvey, Peter LeBlanc
2000	Dave Cusano
2001	Brendan Curry, Dave Cusano
2002	Dave Cusano
2003	Brandon McGowan



Lofa Tatupu won the Thurlow Cooper Rookie-of-the-Year award in 2001.

2004	Jermaine Walker
2005	Jarrod Gomes
2006	Mike DeVito
2007	Andrew Downey
2008	Andrew Downey
2009	Donte Dennis
2010	Jerron McMillian
2011	Jerron McMillian
2012	Donte Dennis
2013	Kendall James
2014	Christophe Mulumba Tsimanga
2015	Patrick Ricard
2016	Christophe Mulumba Tsimanga

>> ROGER ELLIS OUTSTANDING DEFENSIVE LINEMAN AWARD

1984	Ron Doody
1985	Ray Paquette
1986	David Bochtler
1987	Scott Nason
1988	Scott Nason
1989	Justin Strzelczyk
1990	Kevin McCoy
1991	Corey Parker
1992	Corey Parker
1993	Ross Fichtthorn
1994	Ako Stafford
1995	Todd Williamson
1996	Todd Williamson
1997	Jon Gautier
1998	Jojo Oliphant
1999	Jojo Oliphant
2000	Damon Boinske
2001	Dennis Dottin-Carter
2002	Brendan Curry
2003	Dan Joslyn
2004	Mike DeVito
2005	Mike DeVito
2006	Patrick McCrossan
2007	Patrick McCrossan
2008	Jonathan Pirruccello
2009	Eric Lee
2010	Kevin Phanor
2011	Michael Cole



Ryan Canary

2012	Michael Cole
2013	Michael Cole
2014	Matthew Wilson
2015	Darius Greene
2016	Darius Greene

>> WOODY CARVILLE SENIOR ACHIEVEMENT AWARD

1984	Bob Brainerd
1985	Paul Buckley
1986	Robert Kreppien
1987	Sergio Hebra
1988	Chuck Kasmer
1989	John Gibson, Steve Roth
1990	Matt Swinson
1991	Kevin McCoy, Craig Thibeau
1992	Gordon Willey
1993	Jed Wehrman
1994	Todd Park
1995	Al Hall, Mike Missbrenner
1996	Shawn Stephenson
1997	Bryan Hawkes
1998	Eric Lewis
1999	Garrett Gillick
2000	Phil McGeoghan
2001	Zack Magliaro
2002	Rob Kierstead
2003	Matt Hammond
2004	Marcus Walton
2005	Justin Knox
2006	Joe Vanidestine
2007	Shawn Demaray
2008	Ryan Canary
2009	Brandon McLaughlin
2010	Matt Barber
2011	Chris Treister and Roosevelt Boone
2012	Brian Harvey
2013	Jamal Alay
2014	Khari Al-Mateen
2015	Sean Decloux
2016	Max Andrews

>> RON ROGERSON SPIRIT/DEDICATION AWARD

1984	Jack Leone
1985	Rick Ouellette
1986	Steve Root
1987	Bob Wilder
1988	Doug Dorsey
1989	Mike Denino
1990	John Prancevicius
1991	Bob Irzyk
1992	Mark Shaw
1993	Eric Marsh
1994	Bob Zurinkas
1995	Mike Thomas
1996	Dave Rilatt
1997	John Tennett
1998	Jon Gallant
1999	Brian Scott
2000	Lamin Sisay/Jason Betts
2001	Malik Nichols
2002	John Gelsomino
2003	Derek Martinez
2004	Ivi Nwosu, John Baumgartner

2005	Dzigbodi Ababio
2006	Manauris Arias
2007	Bruno Dorismond
2008	Jhamal Fluellen, Sean Wasson
2009	Mike Brusko
2010	Levi Ervin, Conor Keating
2011	Raiibonne Charles
2012	Garret Williamson
2013	Rickey Stevens
2014	Axel Ofori
2015	Sherrad Baltimore
2016	Jeremy Salmon

>> HAROLD WESTERMAN MOST VALUABLE PLAYER AWARD

1961	Dave Cloutier, Dale Curry, Don Hamum, Richard Kinney, Manch Wheeler
1962	William Chard, Alton Hadley, John Roberts
1963	David Brown, Leon Harriman
1964	Ron Rogerson, Ed Sherry
1965	Douglas Avery, Ron Lanza
1966	Charles Belisle
1967	Stephen Gravelle, William Pasquill, John Sherry
1968	Ernest Quackenbush
1969	John Collins, John Kimball
1970	Barry Greenier
1971	Henry James
1972	Richard Bergeron, Joseph LaVasseur
1972	Gary Worthing
1985	Mark Coutts
1986	Rob Sterling
1987	Mike Buck
1988	Nick Penna
1989	Mike Buck
1990	Jamal Williamson
1991	Paul Capriotti
1992	Ben Sirmans
1993	Jamal Murph
1994	Steve Knight
1995	Andre Pam
1996	Bob Jameson
1997	Mickey Fein
1998	Mickey Fein
1999	Aaron Dashiell, Jojo Oliphant
2000	Dwayne Wilmot
2001	Jake Eaton, Stephen Cooper
2002	Jake Eaton, Stephen Cooper
2003	Marcus Williams
2004	Marcus Williams
2005	Jermaine Walker
2006	Matt King
2007	Jovan Belcher
2008	Jovan Belcher
2009	Jordan Stevens
2010	Donte Dennis
2011	Warren Smith, Trevor Coston
2012	Darlos James
2013	Marcus Wasilewski
2014	Trevor Bates
2015	Trevor Bates
2016	Patrick Ricard



College Football Hall of Fame Inductees

David "The Admiral" Nelson

Inducted: 1987

Nelson served as the head coach at Maine from 1949-50 before moving on to Delaware from 1951-65. He guided the Black Bears to the Yankee Conference title in 1949 and a 5-1-1 record in 1950. He is credited for creating the Wing T formation while at Maine. Nelson served as Commissioner of the Yankee Conference from 1989-91 and was a member of the NCAA Football Rules Committee from 1957 to his death in 1991.



Harold "Tubby" Raymond

Inducted: 2003

Raymond served as an assistant coach at Maine from 1951-53. He helped Nelson implement the Wing T while in Orono. Raymond moved on to Delaware and was the school's head coach for 36 seasons and won 300 games and three national titles during his career. At the time of his retirement, Raymond had accounted for over half of the total wins accumulated by the Blue Hens in the 110-year history of the program.



Eddie "Robbie" Robinson

Inducted: 1955

Robinson served as the head coach at Maine during the 1902 season and led the Black Bears to a 6-2 record, including five shutout victories. Robinson also coached at Brown and Nebraska. Overall, he compiled a record of 156-86-13 in his 27 seasons as a head coach. He led the 1915 Brown football team to the Rose Bowl and is one of just four alumni from Brown to be named to the College Football Hall of Fame.




John Huard

Inducted: 2014


Huard, a two-time first team All-American, guided Maine to the Tangerine Bowl in 1965. A two-time first team All-Yankee Conference selection, Huard recorded 22 tackles in his first game in 1964. Named one of the top 20 athletes in the history of the state of Maine by Sports Illustrated, Huard was the first football player inducted into the Maine Athletic Hall of Fame ('86), the first member of Alford Stadium's Ring of Honor and the first ever Black Bear player to be bestowed in the College Football Hall of Fame.



**2012 Outstanding Offensive Player/
2x Outstanding Offensive Lineman Chris Howley**



Mike Buck



Daren Stone

>> THURLOW COOPER ROOKIE OF THE YEAR AWARD

- 1985 Doug Dorsey
- 1986 Joe Trefethen
- 1987 Claude Pettaway
- 1988 Carl Smith
- 1989 Mark Dupree
- 1990 Dick Donahue
- 1991 Emilio Colon
- 1992 Brian Gaine
- 1993 Alon Byers
- 1994 Derek Carter
- 1995 Lateef O'Connor
- 1996 Brent Naccara
- 1997 Ben Christopher
- 1998 Zack Magliaro
- 1999 Stephen Cooper
- 2000 Devon Goree
- 2001 Lofa Tatupu
- 2002 Ryan Waller (O), Joan Quezada (D)
- 2003 Manauris Arias
- 2004 Patrick McCrossan
- 2005 Christopher Arnao (O), Lamir Whetstone (D)
- 2006 Jhamal Fluellen (O), Jordan Stevens (D)
- 2007 Dominic Cusano
- 2008 Jared Turcotte (O), Raibonne Charles (D)
- 2009 Josh Spearin (O), Darlos James (D)
- 2010 Joe Hook (O), Michael Cole (D)
- 2011 Art Williams (O), Khari Al-Mateen (D)
- 2012 Nigel Jones (O), Michael Kozlakowski (D)
- 2013 Jordan Dunn (O), Christophe Mulumba Tshimanga (D)
- 2014 Nigel Beckford (O), Zachary Hume (D)
- 2015 James DeMartini (O), Sterling Sheffield (D)
- 2016 Josh Mack (O), Earnest Edwards (O), Manny Patterson (D)

>> GEORGE WOOD OUTSTANDING SPECIAL TEAMS PLAYER AWARD

- 1990 Jeff Mottola
- 1991 Marc Curran
- 1992 Tony Szydowski
- 1993 Frizell Davis
- 1994 Bryan Hawkes
- 1995 Bert Rich
- 1996 Chris Binder, Lateef O'Connor
- 1997 Peter LeBlanc
- 1998 Darrick Brown
- 1999 Peter LeBlanc
- 2000 Todd Jagoutz
- 2001 Lennard Byrd
- 2002 Mike Mellow
- 2003 Rob Brooks
- 2004 Mike Mellow
- 2005 Andrew Downey
- 2006 Alex Goyins
- 2007 Bobby Donnelly
- 2008 Kash Kiefer
- 2009 Ryan McCrossan
- 2010 Jeremy Kelley
- 2011 Troy Eastman
- 2012 Axel Ofori
- 2013 Arron Achey
- 2014 Carlton Charles
- 2015 John McCabe
- 2016 Jeffrey DeVaughn

>> JACK COSGROVE LEADERSHIP AWARD

- 2016 Dan Collins

All-Star Games

>> SENIOR SCOUT BOWL

- 2013 Chris Howley
- 2012 Pushaun Brown, Trevor Coston
- 2011 Steven Barker

>> HULA BOWL

- 2007 Daren Stone

>> EAST-WEST SHRINE GAME

- 2007 Daren Stone

>> INTA-JUICE ALL-STAR CLASSIC

- 2007 Matt King

>> EAST COAST BOWL

- 2008 Bruno Dorismond

>> TEXAS VS. THE NATION

- 2008 Matthew Mulligan

- 2009 Jovan Belcher

- 2010 Tyler Eastman

>> FLORIDA VS. THE NATION

- 2001 Chad Hayes

NFL Black Bears

- >> 2017 Patrick Ricard, DL, RFA Baltimore Ravens

- >> 2016 Trevor Bates, DE/LB, 7th Rd. Indianapolis Colts
- Bruce Johnson, OL, RFA Philadelphia Eagles

- >> 2015 Damarr Aultman, WR/KR, RFA Miami Dolphins

- >> 2014 Kendall James, DB, 6th Rd. Minnesota Vikings
- Justin Perillo, TE, RFA Green Bay Packers
- Derrick Johnson, WR, RFA New England Patriots

- >> 2013 Donte Dennis, LB, RFA St. Louis Rams
- Darlos James, DB, RFA Detroit Lions
- Jeremy Kelley, WR, RFA Indianapolis Colts

- >> 2012 Jeron McMillian, DB, 4th Rd. Green Bay Packers
- Trevor Coston, DB, RFA Chicago Bears
- Derek Session, WR, RFA Buffalo Bills
- Pushaun Brown, RB, RFA New York Jets
- Derek Butties, TE, RFA Buffalo Bills

- >> 2011 Mark Masterson, LB, RFA Miami Dolphins

- >> 2010 Tyler Eastman, OL, RFA Kansas City Chiefs
- Landis Williams, WR, RFA Denver Broncos

- >> 2009 Jovan Belcher, DL, RFA Kansas City Chiefs
- Andrew Downey, LB, RFA Detroit Lions

- >> 2008 Matthew Mulligan, TE, RFA Miami Dolphins
- Anthony Cotrone, FB, RFA Jacksonville Jaguars

- >> 2007 Daren Stone, DE, 6th Rd. Atlanta Falcons
- Matt King, DL, RFA New York Jets
- Mike DeVito, DL, RFA New York Jets

- >> 2006 Kevin McMahan, WR, 7th Rd. Oakland Raiders
- Montell Owens, RB, RFA Jacksonville Jaguars
- Jermaine Walker, LB, RFA Washington Redskins
- Ryan Waller, WR, RFA Kansas City Chiefs

- >> 2005 Marcus Williams, RB, RFA Indianapolis Colts
- Brandon McGowan, DB, RFA Chicago Bears

- >> 2003 Stephen Cooper, LB, RFA San Diego Chargers

- >> 2002 Chad Hayes, TE, RFA Kansas City Chiefs
- Lennard Byrd, DB/RS, RFA New York Giants

- >> 2001 Dwayne Wilmot, WR, RFA Indianapolis Colts
- Phil McGeoghan, WR, RFA New York Jets

- >> 2000 Brent Naccara, LB, RFA New York Jets

- >> 1999 Mickey Fein, QB, RFA Detroit Lions
- Drew O'Connor, WR, RFA Tampa Bay Buccaneers

- >> 1997 Dave Rilatt, OL, RFA Chicago Bears
- Mike Hynn, OL, RFA Baltimore Ravens

- >> 1996 Brian Gaine, TE, RFA Kansas City Chiefs

- >> 1992 Carl Smith, RB, RFA Philadelphia Eagles
- Dan Jones, OL, RFA Cincinnati Bengals

- >> 1990 Mike Buck, QB, 6th Rd. New Orleans Saints
- Scott Hough, OL, 7th Rd. New Orleans Saints
- Justin Strzelczyk, OL, 11th Rd. Pittsburgh Steelers

- >> 1988 Rob Sterling, DB, 6th Rd. Philadelphia Eagles

- >> 1984 Clay Pickering, WR, RFA Chicago Bears

- >> 1983 Lorenzo Bouier, RB, 12th Rd. Dallas Cowboys

- >> 1980 Roger Lapham, RB, 12th Rd. Buffalo Bills

- >> 1979 Chris Keating, LB, RFA Buffalo Bills

- >> 1970 Gene Benner, WR, 11th Rd. Cleveland Browns

- >> 1967 John Huard, LB, 5th Rd. Denver Broncos

- >> 1962 Dave Cloutier, HB, 18th Rd. Dallas Cowboys
- Manch Wheeler, QB, RFA Buffalo Bills

- >> 1959 Roger Ellis, C, 14th Rd. New York Giants

- >> 1956 Thurlow Cooper, DE, 16th Rd. Cleveland Browns



Team Records

>> MAINE VERSUS OPPONENTS

Appalachian State	2-0
Georgia Southern	0-3
McNeese State	1-0
New Hampshire	0-1
Northern Iowa	0-2
Southwest Missouri State	0-1

>> MAINE VERSUS CONFERENCES

Colonial Athletic Association	0-1
Southern	2-3
Southland	1-0
Missouri Valley Football	0-3

>> RECORD IN ROUNDS

First/Second Round	3-4
Quarterfinals	0-3

>> MAINE RECORDS

Points	35
at SW Missouri State, 1989 First Round	
Points In A Quarter	17 (2nd Qtr.)
at SW Missouri State, 1989 First Round	
First Downs	25
at Northern Iowa, 2001 First Round	
Rushing Yardage	299
at SW Missouri State, 1989 First Round	
Rushing Attempts	54
at SW Missouri State, 1989 First Round	
Rushing Average Per Play	6.0
at App. St., 2011 Second Round	
Passing Yardage	330
at Northern Iowa, 2001 Quarterfinals	
Pass Completions	29
at Northern Iowa, 2001 Quarterfinals	
Pass Attempts	42
at Northern Iowa, 2001 Quarterfinals	
Pass Completion Percentage	65.9
at Northern Iowa, 2001 Quarterfinals	
Touchdown Passes	3
at App. St., 2011 Second Round	
at Northern Iowa, 2001 Quarterfinals	
Touchdown Passes	3
Warren Smith at Appalachian St. (2011)	
Jake Eaton at Northern Iowa (2001)	
Interceptions Thrown	4
at Northern Iowa, 2008 First Round	
Total Offense	475
at Northern Iowa, 2001 Quarterfinals	
Fumbles Lost	3
at Northern Iowa, 2001 Quarterfinals	
Turnovers	4 (2x)
Last: at Northern Iowa, 2008 First Round	
Sacks	3
at App. St., 2011 Second Round	
at Appalachian State, 2002 First Round	
vs. New Hampshire, 2013 Second Round	
Time Of Possession	32:22
at App. St., 2011 Second Round	
Attendance	15,291
at App. St., 2011 Second Round	
Longest Scoring Play (Yards)	88 (kickoff return)
vs. New Hampshire, 2013 Second Round	



Sergio Hebra

Individual Records



Maine celebrates after knocking off McNeese State in 2001.

>> RUSHING

Yardage	205
Carl Smith at SW Missouri State (1989)	
Attempts	33
Royston English at McNeese State (2001)	
Average (min. 10 attempts)	6.8
Carl Smith at SW Missouri State (1989)	
Touchdowns	2
Carl Smith at SW Missouri State (1989)	
Longest Touchdown Run	54
David Hood at Appalachian State (2011)	

>> PASSING

Yardage	330
Jake Eaton at Northern Iowa (2001)	
Completions	29
Jake Eaton at Northern Iowa (2001)	
Attempts	44
Jake Eaton at Northern Iowa (2001)	
Completion Percentage (min. 10 att.)	65.9
Jake Eaton at Northern Iowa (2001)	
Touchdown Passes	3
Warren Smith at Appalachian St. (2011)	
Jake Eaton at Northern Iowa (2001)	
Interceptions Thrown	4
Mike Brusko at Northern Iowa (2008)	

>> RECEIVING

Yardage	174
Stefan Gomes at Northern Iowa (2001)	
Receptions	14
Stefan Gomes at Northern Iowa (2001)	
Average Reception Yardage (min. 3 att.)	23.4
Damarr Aultman at App. St. (2011)	
Touchdowns	2
Damarr Aultman at App. St. (2011)	
Stefan Gomes at Northern Iowa (2001)	
Longest Touchdown Reception	44
Damarr Aultman at App. St. (2011)	

>> SCORING

Points	14
Carl Smith at SW Missouri State (1989)	
Touchdowns	2 (4x)
Last: Damarr Aultman at App. St. (2011)	
Kicking Points	9
Lance McCleish at SW Missouri State (1989)	
Extra Points	4 (3x)
Last: Brian Harvey at App. St. (2011)	

>> CAREER PLAYOFF LEADERS (TOP FIVE)

Rank	Name	Games	Yards
1.	Marcus Williams	4	281
2.	Carl Smith	1	205
3.	Puhsaun Brown	3	154
4.	Royston English	1	144
5.	Ben Sirmans	1	97

Passing Yardage

Rank	Name	Games	Yards
1.	Jake Eaton	2	505
2.	Warren Smith	2	479
3.	Mike Buck	2	353
4.	Marcus Wasilewski	1	229
5.	Jon Meczywor	3	185
6.	Mike Brusko	1	180

Receptions

Rank	Name	Games	Rec.
1.	Stefan Gomes	2	21
2.	Damarr Aultman	3	16
3.	Arthur Williams	3	13
4.	Chad Hayes	2	11
5.	Derek Session	3	10
T6.	John Gelsomino	4	7
T6.	Christian Pereira	4	7

>> TOP SINGLE GAME PERFORMANCES

Yards	Name (Game)
205	Carl Smith (at SWMS, 1989)
157	Marcus Williams (at ASU, 2002)
144	Royston English (at McN. St., 2001)
113	Marcus Williams (at GSU, 2002)
111	Puhsaun Brown (at ASU, 2011)

Passing Yardage

Yards	Name (Game)
330	Jake Eaton (at UNI, 2001)
250	Warren Smith (at ASU, 2011)
229	Mike Buck (at GSU, 1987)
229	Marcus Wasilewski (vs. UNH 2013)
180	Mike Brusko (at UNI, 2008)
175	Jake Eaton (at McN. St., 2001)

Receiving Yardage

Yards	Name (Game)
174	Stefan Gomes (at UNI, 2001)
117	Damarr Aultman (at ASU, 2011)
113	Sergio Hebra (at GSU, 1987)
108	Stefan Gomes (at McN. St., 2001)
81	Arthur Williams (vs. UNH, 2013)
79	Chad Hayes (at UNI, 2001)

Opponent Team Records

>> TOP TEAM PERFORMANCES

First Downs	23
Georgia Southern, 2011	
New Hampshire, 2013	
Rushing Yardage	416
Georgia Southern, 2002	
Rushing Attempts	67
Georgia Southern, 2011	
Rushing Average Per Play	6.6
Georgia Southern, 2002	
Passing Yardage	315
New Hampshire, 2013	
Pass Completions	26
Appalachian State, 2011	
Pass Attempts	45
Appalachian State, 2011	
Pass Completion Percentage	78.6
Southwest Missouri State, 1989	
Interceptions Thrown	2 (3x)
Last: Appalachian State, 2011	
Total Offense	495
New Hampshire, 2013	
Fumbles Lost	1 (4x)
Last: New Hampshire, 2013	
Turnovers	3
McNeese State, 2001	

Opponent Ind. Records

>> RUSHING

Yardage	195
Vick King (McNeese State), 2001	
Attempts	33
Vick King (McNeese State), 2001	
Touchdowns	3 (2x)
Last: Adam Benge (Northern Iowa), 2001	

>> PASSING

Yardage	299
Griff Jurgens (Northern Iowa), 2001	
Completions	16
Sean Goldrich (New Hampshire), 2013	
Attempts	27
Sean Goldrich (New Hampshire), 2013	
Touchdown Passes	3
Sean Goldrich (New Hampshire), 2013	
Interceptions Thrown	2 (3x)
Last: Jamal Jackson (App. St.), 2011	

>> RECEIVING

Yardage	110
Ben Sanderson (Northern Iowa), 2001	
Receptions	7
Brian Quick (App. St.), 2011	
Touchdowns	2 (3x)
Last: Justin Mello (New Hampshire), 2013	

>> SCORING

Points	18 (3x)
Last: D. Swope (Georgia Southern), 2011	
Touchdowns	3 (2x)
Last: Adam Benge (Northern Iowa), 2001	
Kicking Points	11
Mike MacArthur (New Hampshire), 2013	
Extra Points	8
Mac Hoambrecker (Northern Iowa), 2001	



1987 Playoffs

First Round

Georgia Southern 31, Maine
Nov. 28, 1987
Statesboro, Ga. // Paulson

	1	2	3	4	OT	F
Maine	14	14	0	0	0	28
Ga. South.	7	3	11	7	3	31

UM-Hebra 23 pass from Buck (Berjestedt kick); GS-Gross 13 run (Foley kick); UM-Buck 1 run (Berjestedt kick); UM-Fox 2 run (Berjestedt kick); GS-Foley 32 FG; UM-Wood 1 run (Berjestedt kick); GS-Thompson 4 run (Gross run); GS-Foley 32 FG; GS-Ross 12 run (Foley kick); GS-Foley 42 FG.

Team Statistics	UM	GSU
First Downs	21	22
Rushes-Yds (Net)	35-127	66-384
Passing Yds (Net)	229	66
Cmp-Att-Int	18-32-2	7-15-1
Total Plays-Yds	67-356	81-450
Time/Possession	26:32	33:28

Rushing: UM-Fox 7-28, Dorsey 7-18, Wood 11-51, Buck 10-30. GS-Ross 23-86, Gross 18-173, Thompson 10-49, G. Miller 7-56, Johnson 6-17, K. Miller 1-2, Taylor 1-1.

Passing: UM-Buck 18-32-2-229. GS-Gross 7-15-1-66.

Receiving: UM-Wood 1-2, Hebra 5-113, Strzelczyk 1-15, Gordon 1-20, Dorsey 1-4, Fox 1-(-3), Knox 1-16, Venditto 5-42, Lanza 2-20. GS-Belser 3-27, K. Miller 1-9, Johnson 1-3, Barron 1-12, Thompson 1-15.

Attendance: 9,440.

1989 Playoffs

First Round

SW Missouri State 38, Maine 35
Nov. 25, 1989
Springfield, Mo. // Briggs Stadium

	1	2	3	4	OT	F
Maine	3	17	8	7	-	35
SMS	0	14	14	10	-	38

UM-McCleish 24 FG; UM-Smith 9 run (McCleish 1 run (McCleish kick); SMS-Smith 7 run (Potthast kick); UM-McCleish 47 FG; SMS-Smith 11 run (Potthast kick); UM-Dupree 33 pass from Buck (Smith run); SMS-Carney 1 run (Potthast kick); SMS-Carney 13 run (Potthast kick); UM-Smith 35 run (McCleish kick); SMS-Potthast 33 FG.

Team Statistics	UM	SMS
First Downs	26	22
Rushes-Yds (Net)	54-299	46-248
Passing Yds (Net)	130	161
Cmp-Att-Int	11-21-1	11-14-0
Total Plays-Yds	75-429	60-409
Time/Possession	32:18	27:42

Rushing: UM-Smith 30-205, Buck 6-(-3), Sirmans 18-97. SMS-Smith 10-53, Jenkins 13-66, Gilbert 3-13, Collins 6-70, McConico 2-4, Frost 4-26, Carney 8-16.

Passing: UM-Buck 10-20-2-124, DelRosso 1-1-0-6. SMS-Smith 7-7-0-103, Carney 4-7-0-58.

Receiving: UM-Shaw 1-8, Dupree 4-69, Smith 2-12, Sirmans 1-7, Roth 2-28, Ballard 1-6. SMS-Gilbert 3-28, Adams 1-44, Collins 3-41, Rapert 1-15, Eden 2-29.

Attendance: 7,270.

2001 Playoffs

First Round

Maine 14, McNeese State 10
Dec. 1, 2001
Lake Charles, La. // Cowboy

	1	2	3	4	OT	F
Maine	0	0	14	0	-	14
MSU	0	0	10	0	-	10

MS-Hebert 42 FG; UM-Hayes 27 pass from Eaton (DeVinney kick); MS-King 58 run (Hebert kick); UM-English 4 run (DeVinney kick).

Team Statistics	UM	MSU
First Downs	22	14
Rushes-Yds (Net)	41-196	45-250
Passing Yds (Net)	175	86
Cmp-Att-Int	13-37-2	8-17-2
Total Plays-Yds	78-371	62-336
Time/Possession	31:54	28:06

Rushing: UM-English 33-144, Eaton 5-41, Williams 2-8, Henry 1-3. MSU-King 33-195, Lawton 6-51, Martin 2-12, Sams 1-6, Robin 1-5, Nagle 2-(-19).

Passing: UM-Eaton 13-37-2-175. MSU-Nagle 8-17-2-86.

Receiving: UM-Gomes 7-108, Hayes 4-49, Minor 2-18. MSU-Martin 4-25, King 2-28, Lawton 1-19, Sams 1-14.

Attendance: 12,450.

2001 Playoffs

Quarterfinals

Northern Iowa 56, Maine 28
Dec. 8, 2001
Cedar Falls, Iowa // UNI Dome

	1	2	3	4	OT	F
Maine	7	14	7	0	-	28
UNI	14	7	14	21	-	56

UNI-Hoambrecker 43 FG; UM-Gomes 3 pass from Eaton (DeVinney kick); UNI-Carter 8 run (Hannam pass); UM-Henry 3 run (DeVinney kick); UNI-Benge 3 run (Hoambrecker kick); UM-Gomes 18 pass from Eaton (DeVinney kick); UNI-Soliday 23 pass from Jurgens (Hoambrecker kick); UM-Hayes 12 pass from Eaton (DeVinney kick); UNI-Benge 63 run (Hoambrecker kick); UNI-Soliday 35 pass from Jurgens (Hoambrecker kick); UNI-Benge 5 run (Hoambrecker kick); UNI-Harris 47 INT return (Hoambrecker kick).

Team Statistics	UM	UNI
First Downs	25	18
Rushes-Yds (Net)	34-163	34-199
Passing Yds (Net)	330	299
Cmp-Att-Int	29-42-1	12-26-2
Total Plays-Yds	78-475	60-480
Time/Possession	31:30	28:30

Rushing: UM-Henry 15-79, Gomes 1-20, Gelsomino 4-18, Momah 3-18, Eaton 9-25, Williams 1-3, Meczywor 1-(-6). UNI-Benge 12-114, Carter 14-68, Fiech 3-11, Moothart 1-4, Jurgens 4-2.

Passing: UM-Eaton 29-42-1-330. UNI-Jurgens 12-26-2-299.

Receiving: UM-Gomes 14-174, Hayes 7-79, Gelsomino 4-47, Minor 4-30. UNI-Mays 4-92, Soliday 3-76, Sanderson 2-110, Hannam 1-9, Benge 1-7, Seitz 1-5.

Attendance: 9,525.

2002 Playoffs

First Round

Maine 14, Appalachian State 13
Nov. 30, 2002
Boone, N.C. // Kidd Brewer

	1	2	3	4	OT	F
Maine	0	0	7	7	-	14
ASU	0	0	10	3	-	13

ASU-Burchette 1 run (Wright kick); ASU-Wright 19 FG; UM-Ry. Waller 27 pass from Meczywor (Mellow kick); ASU-Wright 47 FG; UM-Williams 41 run (Mellow kick).

Team Statistics	UM	ASU
First Downs	16	16
Rushes-Yds (Net)	44-228	42-226
Passing Yds (Net)	86	73
Cmp-Att-Int	7-15-0	9-17-1
Total Plays-Yds	59-292	59-251
Time/Possession	32:03	27:57

Rushing: UM-Williams 29-157, Meczywor 12-38, Momah 2-9, Gelsomino 1-2. ASU-Bear 18-119, Jackson 6-69, Thomas 4-13, Hoover 3-3, Burchette 10-(-9), Williams 1-(-17).

Passing: UM-Meczywor 7-15-0-86. ASU-Burchette 9-17-1-73.

Receiving: UM-Pereira 3-38, Ry. Waller 1-27, McMahan 1-13, Fusco 1-4, Gelsomino 1-4. ASU-Fowlkes 3-19, Layton 2-3, Hoover 1-21, Little 1-14, White 1-11, Hayward 1-5.

Attendance: 4,311.

2002 Playoffs

Quarterfinals

Georgia Southern 31, Maine 7
Dec. 7, 2002
Statesboro, Ga. // Paulson Stadium

	1	2	3	4	OT	F
Maine	7	0	0	0	-	7
GSU	7	7	3	14	-	31

GSU-Walden 23 run (Shelton kick); UM-McMahan 34 pass from Meczywor (Mellow kick); GSU-Austin 7 run (Shelton kick); GSU-Shelton 36 FG; GSU-Williams 2 run (Shelton kick); GSU-Williams 5 run (Shelton kick).

Team Statistics	UM	GSU
First Downs	18	22
Rushes-Yds (Net)	40-162	63-416
Passing Yds (Net)	99	40
Cmp-Att-Int	8-22-1	1-3-1
Total Plays-Yds	62-261	66-456
Time/Possession	29:23	30:37

Rushing: UM-Williams 23-113, Momah 7-36, Meczywor 8-9, Gelsomino 1-4, Legree 1-0. GSU-Austin 27-143, Williams 20-106, Walden 7-82, Myers 8-73, Davis 1-12.

Passing: UM-Meczywor 8-22-1-99. GSU-Williams 1-3-1-40.

Receiving: UM-Pereira 4-38, Gelsomino 2-24, McMahan 1-34, Ry. Waller 1-3. GSU-Owens 1-40.

Attendance: 6,708.

2008 Playoffs

First Round

Northern Iowa 40, Maine 15
Nov. 29, 2008
Cedar Falls, Iowa // UNI Dome

	1	2	3	4	OT	F
Maine	0	7	0	8	-	15
UNI	7	16	3	14	-	40

UNI-Law 2 run (Hallgren kick); UM-Session 2 run (Waxman kick); UNI-Herring 42 pass from Grace (Hallgren kick); UNI-Team safety; UNI-Herring 55 pass from Grace (Hallgren kick); UNI-Hallgren 39 FG; UNI-Lewis 2 run (Hallgren kick); UM-Session 10 pass from Brusko (Fersner pass from Brusko); UNI-Law 10 run (Hallgren kick).

Team Statistics	UM	UNI
First Downs	13	22
Rushes-Yds (Net)	33-84	42-193
Passing Yds (Net)	180	229
Cmp-Att-Int	15-23-4	15-24-1
Total Plays-Yds	56-264	66-422
Time/Possession	29:10	30:50

Rushing: UM-Williams 1-31, Turcotte 5-23, Fluellen 5-11, Session 4-9, Brown 4-6, Brusko 13-5, Team 1-(-1). UNI-Lewis 14-77, Law 12-64, Grace 16-54.

Passing: UM-Brusko 15-23-4-180. UNI-Grace 15-24-1-229

Receiving: UM-Session 5-70, Fersner 3-53, Williams 2-14, Turcotte 2-14, Fluellen 1-15, Jones 1-8, Brown 1-6. UNI-Herring 3-102, Mahaffey 3-33, Turner 2-36, Hord 2-22, Law 2-4, Lewis 2-3, Oordt 1-29.

Attendance: 8,477.

Derek Session tied Maine's playoff record with two TDs at Northern Iowa in 2008.





2011 playoffs

First Round

Maine 34, Appalachian State 12

Dec. 3, 2011

Boone, N.C. // Kidd Brewer Stadium

	1	2	3	4	OT	F
Maine	7	6	14	7	-	34
App. St.	0	6	0	6	-	12

UM-Aultman 44 pass from Smith (Harvey kick); AS-Peacock 20 pass from Jackson (Stewart kick blocked); UM-Aultman 35 pass from Smith (Harvey kick blocked); UM-Ebeling 21 pass from Smith (Harvey kick); UM-Hood 54 run (Harvey kick); AS-Cadet 1 run (Stewart kick blocked); UM-Brown 31 run (Harvey kick).

Team Statistics	UM	ASU
First Downs	20	17
Rushes-Yds (Net)	36-216	25-3
Passing Yds (Net)	250	272
Cmp-Att-Int	17-26-1	26-45-2
Total Plays-Yds	62-466	70-275
Time/Possession	32:22	27:38

Rushing: UM-Brown 24-111; Hood 4-88; Smith 5-22; TEAM 1(-2); Treister 2(-3). ASU-Boney 7-16; Miller 2-3; Cadet 6(-4); Jackson 10(-12).

Passing: UM-Smith 17-26-1-250. ASU-Jackson 26-45-2-272.

Receiving: UM-Aultman 5-117; Perillo 4-48; Williams 4-42; Session 3-22; Ebeling 1-21. ASU-Quick 7-41; Peacock 6-75; Cadet 4-48; Jordan 4-27; Presley 2-33; Boney 2-32; Washington 1-16.

Attendance: 15, 291.

2011 playoffs

Quarterfinals

Georgia Southern 35, Maine 23

Dec. 10, 2011

Statesboro, Ga. // Paulson Stadium

	1	2	3	4	OT	F
Maine	7	3	13	0	-	23
GSU	14	7	14	0	-	35

GS-Shaw 2 run (Mora kick); GS-Wilcox 2 run (Mora kick); UM-Boone 91 KOR (Harvey kick); UM-Harvey 21 FG; GS-Wilcox 7 run (Mora kick); UM-Perillo 12 pass from Smith (Harvey kick); Shaw 1 run (Mora kick); GS-Showers 25 pass from Shaw (Mora kick); Ebeling 3 pass from Smith (Treister rush failed).

Team Statistics	UM	GSU
First Downs	15	23
Rushes-Yds (Net)	16-66	67-360
Passing Yds (Net)	229	116
Cmp-Att-Int	15-29-3	7-8-0
Total Plays-Yds	45-295	75-476
Time/Possession	17:36	42:24

Rushing: UM-Brown 9-38; Smith 6-35; TEAM 1(-7). GSU-Wilcox 8-99; Swope 23-81; Bryant 6-65; Hickey 6-43; Robinson 6-36; Brown 2-20; Shaw 14-19; TEAM 2(-3).

Passing: UM-Smith 15-29-3-229; GSU-7-8-0-116.

Receiving: UM-Aultman 6-108; Williams 4-89; Perillo 2-17; Session 2-12; Ebeling 1-3. GSU-Showers 2-34; Walker 2-15; Wilcox 1-32; Robinson 1-27; Brown 1-8.

Attendance: 12,886.

2013 playoffs

Second Round

New Hampshire 41, Maine 27

Dec. 7, 2013

Orono, Maine // Alfond Stadium

	1	2	3	4	OT	F
New Hamp.	10	10	7	14	-	41
Maine	7	10	3	7	-	27

UNH - MacArthur, Mike 43 yd field goal; MAINE - Aultman, Damarr 88 yd kickoff return (Decloux, Sean kick); UNH - Mello, Justin 57 yd pass from Goldrich, Sean (MacArthur, Mike kick); MAINE - Decloux, Sean 21 yd field goal; UNH - Giansante, J. 48 yd pass from Goldrich, Sean (MacArthur, Mike kick); UNH - MacArthur, Mike 22 yd field goal; MAINE - Ebeling, John 9 yd pass from Wasilewski, Mar (Decloux, Sean kick); UNH - Mello, Justin 3 yd pass from Goldrich, Sean (MacArthur, Mike kick); MAINE - Decloux, Sean 28 yd field goal; UNH - Setian, Chris 12 yd run (MacArthur, Mike kick); UNH - Setian, Chris 7 yd run (MacArthur, Mike kick); MAINE - Perillo, Justin 18 yd pass from Wasilewski, Mar. (Decloux, Sean kick)

Team Statistics	UNH	UM
First Downs	23	18
Rushes-Yds (Net)	43-180	29-155
Passing Yds (Net)	315	229
Cmp-Att-Int	17-28-0	21-39-2
Total Plays-Yds	71-495	68-384
Time/Possession	30:01	29:59

Rushing: UNH-Steriti, Nico 14-74; Setian, Chris 10-54; Goldrich, Sean 14-33; Harris, R.J. 2-17; Crossan, Dalton 2-4; TEAM 1-minus 2. Maine-Wasilewski, Mar 15-71; Stevens, Rickey 12-65; Jones, Nigel 2-19.

Passing UNH-Goldrich, Sean 16-27-0-291; Steriti, Nico 1-1-0-24. Maine-Wasilewski, Mar 21-39-2-229.

Receiving: UNH-Harris, R.J. 6-85; Mello, Justin 5-90; Giansante, J. 2-61; Spears, Harold 2-53; Steriti, Nico 2-26. Maine-Williams, Arthur 5-81; Aultman, Damarr 5-39; Stevens, Rickey 4-54; Perillo, Justin 2-29; Ebeling, John 2-13; Jones, Nigel 2-8; Johnson, Derric 1-5.

Attendance: 7,992.



The Black Bears hosted their first-ever playoff game on Dec. 7, 2013 against New Hampshire



A packed Alfond Stadium vs. UNH, Dec. 7, 2013



Records vs. All Opponents


Team	W	L	T	Team	W	L	T
Albany	5	5	0	Lehigh	2	6	0
American International	4	0	0	Liberty	1	0	0
Appalachian State	2	0	0	Lock Haven	2	0	0
Army	0	4	0	Lowell Textile	4	0	0
Army "B"	1	0	0	Massachusetts	16	41	1
Arnold	3	0	0	McNeese State	2	0	0
Bangor High	1	3	1	Middlebury	1	0	0
Bar Harbor	3	0	0	Milliken	0	1	0
Bates	39	30	7	Mississippi State	1	0	0
Boston College	3	6	0	MIT	1	0	0
Boston University	7	24	1	Monmouth	2	0	0
Bowdoin	38	21	7	Montana	0	2	0
Brown	2	3	0	Morgan State	1	0	0
Bryant	4	1	0	Nebraska	0	1	0
Bucknell	3	3	0	New Hampshire	43	54	8
Buffalo	3	3	0	NYU	0	1	0
Central Connecticut State	7	1	0	Norfolk State	2	0	0
Central Florida	0	2	0	Northeastern	25	16	0
The Citadel	0	2	0	Northwestern	0	1	0
Colby	48	24	3	Northern Colorado	1	0	0
Colgate	1	2	0	Northern Iowa	0	1	0
Columbia	0	3	0	Norwich	3	2	0
Connecticut	31	40	3	Philips Andover	0	1	0
CW Post	1	1	0	Princeton	1	1	0
Dartmouth	1	7	0	Rhode Island	58	34	3
Dayton	0	1	0	Richmond	13	13	0
Delaware	11	23	0	Rutgers	0	1	0
East Carolina	0	1	0	Saint Anselm's	1	0	0
Edward Little	1	0	0	Shaw	1	0	0
EMCS	1	0	0	Southern Connecticut	3	0	0
Elon	1	1	0	Springfield	1	1	0
Florida International	2	0	0	St. Mary's (Canada)	1	0	0
Fordham	1	1	0	Stevens Institute of Tech.	0	1	0
Fort McKinley	9	0	0	Stony Brook	4	2	0
Fort Preble	2	0	0	SW Missouri State	0	1	0
Fort Williams	4	0	0	Syracuse	0	1	0
Georgia Southern	0	3	0	Tampa	0	1	0
Georgia State	1	0	0	Toledo	0	1	0
Harvard	0	11	0	Towson	6	5	0
Hawai'i	0	1	0	Tufts	7	8	0
Hofstra	8	10	0	Tulane	0	1	0
Holy Cross	0	5	1	U.S. Merch. Marine Acad.	1	0	0
Howard	6	0	0	Vermont	24	6	1
Illinois State	1	0	0	Villanova	9	11	0
Iona	1	0	0	VMI	0	1	0
Iowa	0	1	0	Western Carolina	0	1	0
James Madison	4	11	0	William & Mary	5	7	0
Kutztown	2	0	1	William Penn	1	0	0
Lafayette	8	2	0	Yale	0	8	1
				Youngstown State	2	3	0
Totals	522	496	38				

All-Time Coaching Records

Name (Tenure at Maine)	Seasons	Record	Winning Percentage
Chesely Johnston (1892)	1	0-2	.000
Wildes Veazie (1893)	1	0-5	.000
P. Folsom (1895)	1	1-4	.200
Jack Abbott (1896)	1	1-3-2	.333
Harry Robinson (1897)	1	1-2	.333
James Coombs (1898)	1	0-4	.000
W.B. Hopkins (1899)	1	2-3	.400
Ernest Burton (1900)	1	4-4	.500
Wells Farley (1901; 1903)	2	12-4	.750
E.N. Robinson (1902)	1	6-2	.750
S. King (1904)	1	3-4	.429
Frank McCoy (1905-08)	4	10-15-4	.414
George Schildmiller (1909)	1	3-4-1	.438
Edgar Wingard (1910-11)	2	10-3-2	.733
Thomas Reilly (1912-13)	2	12-3-1	.781
E.B. Cochems (1914)	1	6-3	.667
Thomas Hughlitt (1915-16)	2	6-7-3	.469
Thomas McCann (1917)	1	1-3	.250
Captain Aldworth (1918)	1	3-1	.750
James Baldwin (1919-20)	2	9-4-3	.656
Fred Brice (1921-40)	20	79-58-9	.572
George Allen (1941; 1946-48)	4	15-11-2	.571
William Kenyon (1942; 1944-45)	3	4-11	.267
Sam Sezak (1943)	1	0-1	.000
David Nelson (1949-50)	2	7-5-2	.571
Harold Westerman (1951-66)	16	80-38-7	.668
Walter Abbott (1967-75)	9	27-53	.338
Jack Bicknell (1976-80)	5	18-35-1	.343
Ron Rogerson (1981-1984)	4	19-23-1	.453
Buddy Teevens (1985-86)	2	13-9	.591
Tim Murphy (1987-88)	2	15-8	.652
Tom Lichtenberg (1989)	1	9-3	.750
Kirk Ferentz (1990-92)	3	12-21	.364
Jack Cosgrove (1993-Present)	23	129-135	.489
Joe Harasymiak (2016-Present)	1	6-5	.545
Totals	124	522-496-38	.494



Kirk Ferentz



Walt Abbott



Harold Westerman won a then school-best 80 games from 1951-66.



All-Time Results

1892 (0-2)	
Coach: Chesely Johnston	
Capt.: Harry Smith	
Colby	L 0 12
Bangor High	L 3 33
1893 (0-5)	
Coach: Wildes Veazie	
Capt.: Marcus Urann	
Bangor High	L 4 10
Colby	L 4 30
Bates	L 0 18
Bates	L 6 52
Bowdoin	L 10 12
1894 (0-1)	
Coach: None	
Capt.: Harvey White	
Bangor High	L 0 6
1895 (1-4)	
Coach: P. Folsom	
Capt.: Haller Seavey, Charles Pearce	
Foxcroft Academy	W 22 0
Colby	L 6 18
Colby	L 0 56
Bates	L 0 20
Bates	L 0 18
1896 (1-3-2)	
Coach: Jack Abbott	
Capt.: Charles Sawyer	
Bowdoin	L 6 12
Colby	L 0 10
Bates	T 4 4
Bates	W 24 0
Colby	L 0 4
Bangor High	T 0 0
1897 (1-2)	
Coach: Harry Robinson	
Capt.: Charles Sawyer	
Bates	L 6 8
Bates	L 4 5
MIT	W 14 0
1898 (0-4)	
Coach: James Coombs	
Capt.: Allen Bird	
Bates	L 0 36
Bowdoin	L 0 28
Foxcroft Acad.	W 60 0
Bates	L 0 34
Colby	L 5 6
1899 (2-3)	
Coach: W.B. Hopkins	
Capt.: Allen Bird	
Bowdoin	L 0 14
Colby	W 26 0
Bates	L 0 16
Bates	L 0 27
Colby	W 5 0
1900 (4-4)	
Coach: Ernest Burton	
Capt.: Ralph Wormell	
Edward Little	W 22 0
Fort Preble	W 16 0
Colby	L 0 5
Fort Preble	W 29 0
Bates	L 0 26
Colby	W 18 0
Bates	L 0 8
Bowdoin	L 0 38

1901 (7-1)	
Coach: Wells Farley	
Capt.: Carlos Dorticos	
Bar Harbor	W 5 0
Bar Harbor	W 5 0
Colby	W 12 0
Bates	W 6 0
Bates	W 17 0
Tufts	L 5 18
Colby	W 29 0
Bowdoin	W 22 5
1902 (6-2)	
Coach: E.N. Robinson	
Capt.: Carlos Dorticos	
Bar Harbor	W 18 0
EMCS	W 30 0
Colby	W 6 0
Harvard	L 0 23
Tufts	W 12 0
Bates	L 0 6
Colby	W 17 5
Bowdoin	W 11 0
1903 (5-3)	
Coach: Wells Farley	
Capt.: Charles Bailey	
S 26 New Hampshire	W 10 0
0 3 at Harvard	L 0 6
0 17 Colby	W 6 5
0 24 at New Hampshire	W 27 0
0 31 at Bowdoin	W 16 0
N 9 Bates	W 16 0
N 14 Holy Cross (at Bangor)	L 0 5
N 20 at Tufts	L 6 11
1904 (3-4)	
Coach: S. King	
Capt.: Charles Bailey	
Maine Central Institute	W 23 0
0 1 at Brown	W 6 0
0 8 at Harvard	L 0 23
0 15 New Hampshire	W 6 0
0 22 at Bates	L 0 6
0 29 Colby	L 11 12
N 5 Bowdoin	L 5 22
N 12 Tufts (at Bangor)	W 28 0
at Tufts	L 0 6
1905 (3-3-1)	
Coach: Frank McCoy	
Capt.: Arthur Bennett	
S 30 Kents Hill	W 22 0
0 7 at Harvard	L 0 22
0 14 at Brown	L 0 34
0 21 Colby	W 16 0
0 28 New Hampshire	W 12 0
N 4 Bates	T 0 0
N 11 at Tufts	L 0 12
N 18 at Bowdoin	W 18 0
1906 (2-4-2)	
Coach: Frank McCoy	
Capt.: John Burleigh	
S 22 New Hampshire	W 7 0
0 3 at Harvard	L 0 17
0 13 at Dartmouth	L 0 4
0 20 Holy Cross (P)	T 0 0
0 27 Tufts	L 0 6
N 3 at Colby	W 8 0
N 10 at Bates	T 0 0
N 17 Bowdoin	L 0 6
1907 (2-4-1)	
Coach: Frank McCoy	
Capt.: Harrison Higgins	
Hebron Acad.	T 0 0

0 5 at Harvard	L 0 30
0 12 at Brown	L 0 40
0 19 Dartmouth (P)	L 0 27
0 26 at Tufts	W 4 0
N 2 Bates	T 6 6
N 9 Colby	W 8 0
N 16 at Bowdoin	L 5 34
1908 (3-4)	
Coach: Frank McCoy	
Capt.: Harry White	
S 26 Ricker College	W 37 0
0 3 at Harvard	L 0 16
0 10 Fort McKinley	W 36 0
0 17 New Hampshire	W 6 4
0 24 Tufts	L 5 23
0 31 at Bates	W 6 0
N 7 at Colby	L 5 16
N 14 Bowdoin	L 0 10
1909 (3-4-1)	
Coach: George Schildmiller	
Capt.: Horace Cook	
S 25 Massachusetts	T 0 0
0 2 Fort McKinley	W 16 0
0 9 New Hampshire	W 16 0
0 16 at Harvard	L 0 17
0 23 at Tufts	L 0 9
0 30 Bates	W 15 6
N 6 Colby	L 6 17
N 13 Bowdoin	L 0 22
1910 (4-1-2)	
Coach: Edgar Wingard	
Capt.: William Parker	
S 24 Bangor High (exh.)	W 6 0
0 1 Fort McKinley	W 16 0
0 8 Vermont	T 0 0
0 15 Tufts	W 14 6
0 22 Massachusetts	W 29 2
0 29 at Bates	L 0 10
N 5 at Colby	W 6 0
N 12 Bowdoin	T 0 0
1911 (6-2)	
Coach: Edgar Wingard	
Capt.: William Parker	
S 23 Fort McKinley	W 19 0
S 30 Rhode Island	L 0 3
0 7 New Hampshire	W 12 0
0 14 at Tufts	W 6 0
0 21 Vermont	W 17 0
0 28 Bates	L 0 5
N 4 Colby	W 20 0
N 11 at Bowdoin	W 15 0
1912 (7-1)	
Coach: Thomas Reilly	
Capt.: Thomas Shepard	
S 21 Fort McKinley	W 34 0
S 28 at Harvard	L 0 7
0 5 Tufts	W 14 0
0 12 Rhode Island	W 18 0
0 19 St. Anselm	W 16 0
0 26 at Bates	W 7 6
N 2 at Colby	W 20 0
N 9 Bowdoin	W 17 0
1913 (5-2-1)	
Coach: Thomas Reilly	
Capt.: Allan Sawyer	
S 20 Boston College	W 6 0
S 27 at Harvard	L 0 34
0 4 at Yale	T 0 0
0 11 Rhode Island	W 44 0
0 18 at Tufts	L 6 19
0 25 Bates	W 34 0
N 1 Colby	W 3 0

N 8 at Bowdoin	W 9 0
1914 (6-3)	
Coach: E.B. Cochems	
Capt.: David Baker	
S 21 Fort McKinley	W 46 2
S 28 at Yale	L 0 20
0 3 Boston College	W 26 7
0 10 at Vermont	W 20 0
0 17 Norwich	W 64 0
0 24 Bates	W 37 0
0 31 at Colby	L 0 14
N 7 Bowdoin	W 27 0
N 14 at Army	L 0 28
1915 (6-3)	
Coach: Thomas Hughlitt	
Capt.: Charles Ruffner	
S 18 Fort McKinley	W 7 0
S 25 at Yale	L 0 37
0 2 at Dartmouth	L 0 34
0 9 Vermont	W 14 0
0 16 Boston College	W 14 0
0 23 Bates	W 29 14
0 30 Colby	W 31 6
N 6 at Bowdoin	W 23 13
N 13 at Army	L 0 24
1916 (0-4-3)	
Coach: Thomas Hughlitt	
Capt.: William Gorham	
S 30 New Hampshire	T 0 0
0 7 at Colgate	L 0 28
0 14 Rhode Island	L 0 13
0 21 at Bates	L 0 6
0 28 at Colby	T 0 0
N 4 Bowdoin	T 7 7
N 11 Army	L 3 17
1917 (1-3)	
Coach: Thomas McCann	
Capt.: Thomas Davis	
0 13 Maine HFA	L 6 27
0 13 Milliken (P)	L 6 27
0 20 Bates	L 0 6
N 3 at Bowdoin	W 14 0
N 10 at New Hampshire	L 0 27
1918 (3-1)	
Coach: Captain Aldworth	
Capt.: George Ginsburg	
ME-Portland NAS	T 14 14
0 26 Bates	W 6 0
0 26 Bangor High	W 6 0
N 2 at Bowdoin	L 0 7
N 9 Colby	W 9 3
1919 (6-1)	
Coach: James Baldwin	
Capt.: Clyde Stewart	
0 4 Fort McKinley	W 55 0
0 11 Fort Williams	W 82 0
0 18 at Army	L 0 6
0 25 at Bates	W 26 17
N 1 at Colby	W 25 0
N 8 Bowdoin	W 18 0
N 15 at New Hampshire	W 7 3
1920 (3-3-3)	
Coach: James Baldwin	
Capt.: Raymond Smith	
S 18 Fort McKinley	W 58 0
S 25 Boston University	T 0 0
0 2 at Harvard	L 0 41
0 9 at Brown	L 7 32
0 16 Rhode Island	T 7 7
0 23 Bates	W 14 8
0 30 Colby	W 22 0



0 8	Lowell Textile	W	34	0
0 15	Rhode Island	W	7	3
0 22	at Bates	T	7	7
0 29	at Colby	L	0	3
N 5	Bowdoin	L	7	14
N 12	at Stevens Institute	L	7	34

1922 (6-2)
 Coach: Fred Brice
 Capt.:Raymond Lunge

S 23	Connecticut	W	14	0
S 30	Vermont	L	0	7
0 7	Dartmouth	L	0	19
0 14	Norwich	W	12	0
0 21	Bates	W	19	6
0 28	Colby	W	14	0
N 4	Bowdoin	W	7	6
N 11	New Hampshire	W	14	7

1923 (5-3)
 Coach: Fred Brice
 Capt.:Henry Small

S 22	Rhode Island	W	14	0
S 29	at Vermont	L	6	7
0 6	at Dartmouth	L	0	6
0 13	at Connecticut	W	7	0
0 20	Bates	W	12	7
0 27	at Colby	L	0	7
N 3	Bowdoin	W	28	6
N 13	New Hampshire	W	13	0

1924 (4-3-1)
 Coach: Fred Brice
 Capt.:George Gruhn

S 27	at Rhode Island	W	37	0
0 4	Boston University	L	0	6
0 11	Connecticut	L	0	3
0 18	Bates	W	20	0
0 25	Colby	W	12	0
N 1	at Bowdoin	T	0	0
N 8	New Hampshire	L	0	32
N 15	Tufts	W	14	13

1925 (5-2-1)
 Coach: Fred Brice
 Capt.:Oren Fraser

S 26	Fort Williams	W	33	0
0 3	Tufts	L	6	7
0 10	at Connecticut	W	7	0
0 17	at Dartmouth	L	0	56
0 24	Bates	W	16	7
0 31	at Colby	W	27	6
N 7	Bowdoin	W	28	14
N 14	New Hampshire	T	0	0

1926 (7-1)
 Coach: Fred Brice
 Capt.:Paul Lamoreau

S 25	Fort Williams	W	7	6
0 2	at Rhode Island	W	7	0
0 9	at Middlebury	W	34	0
0 16	Connecticut	W	21	0
0 23	Bates	W	33	0
0 30	Colby	W	7	6
N 6	at Bowdoin	W	21	6
N 13	at New Hampshire	L	7	14

1927 (6-1)
 Coach: Fred Brice
 Capt.:Moses Nanigan

0 1	Rhode Island	W	27	0
0 8	at Connecticut	W	14	13
0 15	Fort Williams	W	97	0
0 22	at Bates	W	67	0
0 29	at Colby	L	0	17
N 5	Bowdoin	W	27	0
N 12	New Hampshire	W	13	6

1928 (4-1-2)
 Coach: Fred Brice
 Capt.:James Buzzell

S 29	Rhode Island	W	20	6
0 6	at Yale	L	0	27
0 13	Connecticut	T	0	0
0 20	at New Hampshire	W	7	0
0 27	Bates	W	46	0
N 3	Colby	T	0	0
N 10	at Bowdoin	W	26	0

1929 (2-5)
 Coach: Fred Brice
 Capt.:Lavon Zakarian

S 28	Rhode Island	W	6	0
0 5	at Boston College	L	0	42
0 12	at Connecticut	L	7	20
0 19	New Hampshire	L	7	21
0 26	at Bates	L	0	6
N 2	at Colby	L	7	13
N 9	Bowdoin	W	25	6

1930 (3-4)
 Coach: Fred Brice
 Capt.:Cecil Horne

S 27	at Yale	L	0	38
0 4	Rhode Island	W	13	12
0 11	Connecticut	W	13	0
0 18	at New Hampshire	L	6	14
0 25	Bates	L	0	2
N 1	Colby	W	14	6
N 8	at Bowdoin	L	7	13

1931 (4-3)
 Coach: Fred Brice
 Capt.:James Sims

S 26	Rhode Island	L	7	8
0 3	at Yale	L	0	19
0 10	at Connecticut	W	8	0
0 17	New Hampshire	L	7	12
0 24	at Bates	W	9	6
0 31	at Colby	W	19	7
N 7	Bowdoin	W	20	0

1932 (5-1-1)
 Coach: Fred Brice
 Capt.:Julius Pike

S 24	Rhode Island	W	12	0
0 1	Connecticut	W	33	0
0 8	at Holy Cross	L	6	32
0 15	at New Hampshire	T	7	7
0 22	Bates	W	6	0
0 29	Colby	W	6	0
N 5	Bowdoin	W	7	6

1933 (4-3)
 Coach: Fred Brice
 Capt.:Phillip Parsons

S 30	Rhode Island	L	0	6
0 7	at Yale	L	7	14
0 14	Lowell Textile	W	14	0
0 21	New Hampshire	L	0	6
0 28	at Bates	W	12	7
N 4	at Colby	W	18	7
N 11	at Bowdoin	W	12	0

1934 (4-3)
 Coach: Fred Brice
 Capt.:George Cobb

S 29	Rhode Island	L	0	6
0 6	Lowell Textile	W	46	0
0 13	at Dartmouth	L	0	27
0 20	at New Hampshire	L	7	24
0 27	Bates	W	12	0
N 3	Colby	W	20	6
N 10	at Bowdoin	W	13	0

1935 (3-3-1)
 Coach: Fred Brice
 Capt.:Albert Doherty

S 28	Rhode Island	W	7	0
0 5	Holy Cross	L	0	47
0 12	New Hampshire	W	13	2
0 19	Arnold	W	26	0
0 26	Bates	L	7	26
N 2	Colby	L	0	12
N 9	Bowdoin	T	13	13

1936 (4-3)
 Coach: Fred Brice
 Capt.:Morris Procter

S 26	Rhode Island	L	0	7
0 3	at Columbia	L	0	34
0 10	at New Hampshire	W	27	6
0 17	Lowell Textile	W	21	0
0 24	Bates	W	21	19
0 31	Colby	W	14	7

N 7 at Bowdoin L 7 14

1937 (2-3-2)
 Coach: Fred Brice
 Capt.:Ernest Reidman

S 25	Rhode Island	T	0	0
0 2	at Yale	L	0	26
0 9	New Hampshire	L	0	13
0 16	Arnold	W	13	0
0 23	at Bates	L	0	7
0 30	at Colby	W	13	0
N 6	Bowdoin	T	6	6

1938 (3-4)
 Coach: Fred Brice
 Capt.:Dana Drew

S 24	Rhode Island	L	6	14
0 1	at New York University	L	0	19
0 8	at New Hampshire	W	21	0
0 15	Connecticut	W	13	0
0 22	Bates	W	23	6
0 29	Colby	L	14	19
N 5	at Bowdoin	L	6	13

1939 (5-2)
 Coach: Fred Brice
 Capt.:Richard Dyer

S 30	Arnold	W	47	0
0 7	Rhode Island	W	14	0
0 14	New Hampshire	W	6	0
0 21	at Connecticut	W	20	7
0 28	at Bates	L	0	6
N 4	at Colby	L	6	7
N 11	Bowdoin	W	12	6

1940 (1-6)
 Coach: Fred Brice
 Capt.:Roger Stearns

S 23	Rhode Island	W	7	0
0 5	at Columbia	L	0	15
0 12	at New Hampshire	L	14	20
0 19	Connecticut	L	6	13
0 26	Bates	L	6	7
N 2	Colby	L	0	20
N 9	at Bowdoin	L	0	19

1941 (3-2-2)
 Coach: George E. Allen
 Capt.:Edward Barrows

S 27	Rhode Island	L	13	20
0 4	Northeastern	W	14	12
0 11	New Hampshire	T	7	7
0 18	at Connecticut	W	14	13
0 25	at Bates	L	6	13
N 1	at Colby	T	13	13
N 8	Bowdoin	W	19	14

1942 (2-4)
 Coach: William Kenyon
 Capt.: Ray Neal, Robert Nutter

0 3	at Columbia	L	2	34
0 10	at New Hampshire	L	7	20
0 17	Connecticut	L	7	26
0 24	Bates	W	9	7
0 31	Colby	W	29	6
N 7	at Bowdoin	L	6	12

1943 (0-1)
 Coach: Sam Sezak
 Capt.:Richard Morrill

0 23	Phillips Andover	L	6	20
------	------------------	---	---	----

1944 (2-2)
 Coach: William Kenyon
 Capt.:Eugene Long

New Hampshire	W	13	6
Norwich	L	6	13
Norwich	W	26	6
New Hampshire	L	14	19

1945 (0-5)
 Coach: William Kenyon
 Capt.:John Day

0 13	at Rhode Island	L	7	10
0 20	Connecticut	L	12	18
0 27	Massachusetts	L	0	6

N 3	at Massachusetts	L	13	14
N 10	Connecticut	L	0	53

1946 (2-5)
 Coach: George E. Allen
 Capt.:Richard Burrill

S 28	Rhode Island	L	13	14
0 5	at Northeastern	L	7	13
0 12	New Hampshire	L	0	27
0 19	at Connecticut	L	20	21
0 26	Bates	L	4	7
N 2	Colby	W	14	6
N 9	at Bowdoin	W	23	0

1947 (6-1, 2-1 Yankee Conference)
 Coach: George E. Allen
 Capt.:George Marsankis

S 27	at Rhode Island*	W	33	13
0 4	Northeastern	W	26	6
0 11	at New Hampshire*	L	7	28
0 18	Connecticut*	W	13	7
N 1	at Colby	W	33	6
N 8	Bowdoin	W	13	0
N 15	at Bates	W	19	13

1948 (4-3, 1-2 YC)
 Coach: George E. Allen
 Capt.: Alton Sproul, Jr.

S 25	at Rhode Island*	W	13	7
0 2	at Northeastern	W	19	6
0 9	New Hampshire*	L	6	27
0 16	at Connecticut*	L	6	34
0 23	Bates	L	0	31
0 30	Colby	W	21	0
N 6	at Bowdoin	W	7	6

1949 (2-4-1, 2-0-1 YC) **CHAMPIONS**
 Coach: David Nelson
 Capt.: Donald Barron

S 24	at Rhode Island*	W	19	7
0 1	Springfield	L	0	35
0 8	at New Hampshire*	W	26	13
0 15	Connecticut*	T	12	12
0 22	at Bates	L	0	6
0 29	at Colby	L	12	13
N 5	Bowdoin	L	0	18

1950 (5-1-1, 3-1 YC)
 Coach: David Nelson
 Capt.: Peter Pocius, Jr.

S 30	Rhode Island*	W	13	0
0 7	at Vermont*	W	15	7
0 14	New Hampshire*	L	0	19
0 21	at Connecticut*	W	16	7
0 28	Bates	W	19	6
N 4	Colby	W	26	7
N 11	at Bowdoin	T	6	6

1951 (6-0-1, 3-0-1 YC) **CHAMPIONS**
 Coach: Harold Westerman
 Capt.: Peter Pocius, Jr.

S 29	Rhode Island*	W	12	0
0 6	Vermont*	W	42	0
0 13	at New Hampshire*	T	0	0
0 20	Connecticut*	W	49	19
0 27	at Bates	W	26	7
N 3	at Colby	W	24	0
N 10	Bowdoin	W	40	14

1952 (4-3, 3-1 YC) **CHAMPIONS**
 Coach: Harold Westerman
 Capt.: John Butterfield, Phil Butterfield, Jr.

S 25	Rhode Island*	W	13	0
0 2	at Vermont*	W	14	6
0 9	New Hampshire*	W	24	7
0 16	at Connecticut*	L	7	13
0 23	Bates	W	62	6
0 30	Colby	L	7	13
N 6	at Bowdoin	L	14	33

1953 (4-2-1, 1-2-1 YC)
 Coach: Harold Westerman
 Capt.: Ed Bogdanovich, Ed Cianchette

S 26	at Rhode Island*	L	6	13
------	------------------	---	---	----



All-Time Results

0 3	Vermont*	W	13	0
0 10	at New Hampshire*	L	6	21
0 17	Connecticut*	T	18	18
0 24	at Bates	W	37	7
0 31	at Colby	W	45	13
N 7	Bowdoin	W	35	7

1954 (5-2, 2-2 YC)

Coach: Harold Westerman				
Capts.: Thomas Golden, Ernest Smart				
S 23	Rhode Island*	L	7	14
0 2	at Vermont*	W	23	20
0 9	New Hampshire*	L	10	21
0 16	at Connecticut*	W	41	13
0 23	Bates	W	35	0
0 30	Colby	W	33	6
N 6	at Bowdoin	W	27	13

1955 (5-1-1, 2-1-1 YC)

Coach: Harold Westerman				
Capts.: James Duffy, John Small				
S 24	at Rhode Island*	L	0	7
0 1	Vermont*	W	34	0
0 8	at New Hampshire*	T	6	6
0 15	Connecticut*	W	13	0
0 22	at Bates	W	15	13
0 29	at Colby	W	53	0
N 5	Bowdoin	W	54	8

1956 (5-2, 3-1 YC)

Coach: Harold Westerman				
Capts.: Thurlow Cooper, Peter Kostacopoulos				
S 29	Rhode Island*	W	40	7
0 6	at Vermont*	W	14	0
0 13	New Hampshire*	W	29	7
0 20	at Connecticut*	L	7	13
0 27	Bates	L	13	19
N 3	Colby	W	26	7
N 10	Bowdoin	W	33	7

1957 (4-3, 2-2 YC)

Coach: Harold Westerman				
Capt.: Vernon Moulton				
S 28	at Rhode Island*	L	7	25
0 5	Vermont*	W	49	0
0 12	at New Hampshire*	W	7	0
0 19	Connecticut*	L	0	19
0 26	at Bates	L	0	7
N 2	at Colby	W	14	13
N 9	Bowdoin	W	40	0

1958 (6-2, 4-1 YC)

Coach: Harold Westerman				
Capt.: Niles Nelson				
S 20	Massachusetts*	W	19	6
S 27	Rhode Island*	W	37	8
0 4	at Vermont*	W	26	0
0 11	New Hampshire*	W	14	0
0 18	at Connecticut*	L	6	21
0 25	Bates	W	40	0
N 1	Colby	L	12	16
N 8	at Bowdoin	W	37	0

1959 (3-3-2, 1-2-2 YC)

Coach: Harold Westerman				
Capts.: Robert Bragg, John Welch				
S 19	at Massachusetts*	L	16	21
S 26	Rhode Island*	T	0	0
0 3	Vermont*	W	52	14
0 10	at New Hampshire*	T	7	7
0 17	Connecticut*	L	15	18
0 24	at Bates	W	12	0
0 31	at Colby	L	6	14
N 7	Bowdoin	W	18	8

1960 (4-3-1, 3-2 YC)

Coach: Harold Westerman				
Capts.: Ewen MacKinnon, Wayne Champeon, Richard Leadbetter				
S 17	vs. Massachusetts* (P)	L	13	21
S 24	Rhode Island*	W	7	0
0 1	at Vermont*	W	27	0
0 8	New Hampshire*	W	13	7
0 15	at Connecticut*	L	2	30
0 22	Bates	T	13	13
0 29	Colby	W	28	12

N 5	at Bowdoin	L	21	28
-----	------------	---	----	----

1961 (8-0-1, 5-0 YC) **CHAMPIONS**

Coach: Harold Westerman				
Capts.: Robert Kinney, David Cloutier				
S 23	Army*B	W	21	6
S 30	at Rhode Island*	W	22	20
0 7	Vermont*	W	34	14
0 14	at New Hampshire*	W	7	6
0 21	Connecticut*	W	2	0
0 28	at Bates	T	15	15
N 4	at Colby	W	14	0
N 11	Bowdoin	W	13	8
N 22	Massachusetts*	W	10	7

1962 (4-4, 1-4 YC)

Coach: Harold Westerman				
Capts.: Alton Hadley III, John Roberts				
S 22	at Massachusetts*	L	0	10
S 29	Rhode Island*	L	7	14
0 6	Vermont*	W	9	6
0 13	New Hampshire*	L	6	21
0 20	Connecticut*	L	6	14
0 27	Bates	W	20	0
N 3	Colby	W	27	0
N 10	Bowdoin	W	27	2

1963 (5-3, 3-2 YC)

Coach: Harold Westerman				
Capts.: Daniel Severson, Earle Cooper				
S 21	Massachusetts*	L	7	14
S 28	at Rhode Island*	L	16	20
0 5	Vermont*	W	14	13
0 12	at New Hampshire*	W	28	8
0 19	Connecticut*	W	35	12
0 26	at Bates	W	49	0
N 2	at Colby	W	53	12
N 9	Bowdoin	L	0	7

1964 (5-3, 2-3 YC)

Coach: Harold Westerman				
Capts.: Michael Haley, Ernest Smith				
S 19	at Massachusetts*	L	0	6
S 26	Rhode Island*	W	23	15
0 3	at Vermont*	L	7	14
0 10	New Hampshire*	W	33	18
0 17	Connecticut*	L	13	14
0 24	Bates	W	38	7
0 31	Colby	W	42	7
N 7	at Bowdoin	W	22	0

1965 (8-2, 5-0 YC) **CHAMPIONS**

Coach: Harold Westerman				
Capts.: Alan Riley, Walter Hirst				
S 18	Massachusetts*	W	10	8
S 25	at Boston University	W	18	7
0 2	Vermont*	W	35	6
0 9	at New Hampshire*	W	48	13
0 16	Connecticut*	W	24	6
0 23	at Rhode Island*	W	36	0
0 30	at Colby	W	42	14
N 6	Youngstown State	W	27	22
N 13	at Tampa	L	0	2
D 12	vs. East Carolina!	L	0	31

!-Tangerine Bowl played in Orlando, Fla.

1966 (4-5, 2-3 YC)

Coach: Harold Westerman				
Capts.: John Huard, Charles Belisle				
S 17	at Massachusetts*	L	7	10
S 24	Boston University	L	7	20
0 1	Bucknell	W	7	6
0 8	at New Hampshire*	L	7	10
0 15	at Connecticut*	L	19	20
0 22	Rhode Island*	W	21	6
0 29	Colby	W	31	6
N 5	at Youngstown State	L	6	14
N 12	Vermont*	W	52	7

1967 (0-8, 0-5 YC)

Coach: Walter Abbott				
Capts.: Donald White, Keith Kalman				
S 23	Massachusetts*	L	9	30
S 30	vs. The Citadel (P)	L	14	42

0 7	at Vermont*	L	7	18
0 14	New Hampshire*	L	0	17
0 21	Connecticut*	L	0	21
0 28	at Boston College	L	0	56
N 4	Northeastern	L	0	24
N 11	at Rhode Island*	L	12	34

1968 (3-5, 2-3 YC)

Coach: Walter Abbott				
Capts.: Donald Loranger, Francis Griffin, E. Quackenbush				
S 21	at Massachusetts*	L	3	21
S 28	Boston University	L	3	6
0 5	Vermont*	W	28	0
0 12	at New Hampshire*	L	17	42
0 19	at Connecticut*	L	0	29
0 26	Rhode Island*	W	21	14
N 2	at Bucknell	L	21	42
N 9	Hofstra	W	42	7

1969 (5-4, 3-2 YC)

Coach: Walter Abbott				
Capt.: Paul Dulac				
S 20	Massachusetts*	L	7	49
S 27	Southern Connecticut	W	21	4
0 4	at Rhode Island*	W	35	7
0 11	New Hampshire*	W	20	18
0 18	Connecticut*	L	7	28
0 25	at Boston University	L	7	20
N 1	Hofstra	W	40	34
N 8	at The Citadel	L	28	40
N 15	Vermont*	W	38	30

1970 (3-5, 1-4 YC)

Coach: Walter Abbott				
Capts.: Robert Hamilton, Henry James				
S 19	at Massachusetts*	L	0	28
S 26	Hofstra	L	20	48
0 3	Rhode Island*	L	6	23
0 10	at New Hampshire*	L	9	13
0 17	at Connecticut*	L	13	45
0 24	C.W. Post	W	42	8
0 31	at Northeastern	W	24	17
N 7	Vermont*	W	28	21



1971 (2-6, 1-4 YC)

Coach: Walter Abbott				
Capts.: William Swadel, Stanley Maddock				
S 18	Massachusetts*	L	0	13
S 25	at Hofstra	L	22	28
0 2	at Rhode Island*	W	21	7
0 9	New Hampshire*	L	14	24
0 16	Connecticut*	L	7	21
0 23	at C.W. Post	L	21	42
0 30	American International	W	28	14
N 6	Vermont*	L	13	17

1972 (3-6, 1-4 YC)

Coach: Walter Abbott				
Capts.: James Reid, Robert McConnell				
S 15	at Boston University	W	25	7

S 23	at Massachusetts*	L	0	37
S 30	Bucknell	L	14	17
0 7	Rhode Island*	W	10	7
0 14	at New Hampshire*	L	14	17
0 21	at Connecticut*	L	9	31
0 28	Lafayette	W	16	6
N 4	Vermont*	L	14	15
N 11	at Delaware	L	0	62

1973 (3-7, 2-4 YC)

Coach: Walter Abbott				
Capts.: Andrew Mellow, John O'Rourke, Jr., Jack Lamborghini				
S 8	at Vermont*	W	14	0
S 15	Boston University*	L	13	16
S 22	at Massachusetts*	L	0	20
S 29	Central Connecticut	L	3	6
0 6	at Rhode Island*	W	20	7
0 16	New Hampshire*	L	0	13
0 20	Connecticut*	L	3	30
0 27	at Lafayette	L	13	23
N 3	Bucknell	W	14	0
N 10	Delaware	L	12	28

1974 (4-6, 4-2 YC) **CHAMPIONS**

Coach: Walter Abbott				
Capts.: Donald Cote, Steven Jones				
S 7	Northeastern	L	7	14
S 13	at Boston University*	L	6	7
S 21	Massachusetts*	L	0	42
S 28	at Bucknell	L	18	30
0 5	Rhode Island*	W	29	19
0 12	at New Hampshire*	W	23	9
0 19	at Connecticut*	W	7	0
0 26	Lehigh	L	26	35
N 2	Vermont*	W	31	27
N 9	at Delaware	L	13	39

1975 (4-6, 1-4 YC)

Coach: Walter Abbott Capt.: Alfred Royer				
S 13	Boston University*	L	21	31
S 20	at Massachusetts*	L	0	10
S 27	Bucknell	W	17	0
0 4	at Rhode Island*	W	23	14
0 11	New Hampshire*	L	15	24
0 18	Connecticut*	L	0	14
0 25	at Lehigh	L	14	51
N 1	Southern Connecticut	W	33	0
N 8	at Delaware	L	9	35
N 15	at Northeastern	W	2	0

1976 (6-5, 2-3 YC)

Coach: Jack Bicknell				
Capts.: Scott E. Shulman, Jack Leggett, Gerard Tautkus				
S 11	St. Mary's	W	49	14
S 18	Massachusetts*	L	3	24
S 25	Central Connecticut State	W	17	3
0 2	Rhode Island*	L	9	14
0 9	at New Hampshire*	W	10	0
0 16	at Connecticut*	W	24	13
0 23	Lehigh	L	0	24
0 30	at Southern Connecticut	W	24	14
N 6	Northeastern	W	21	20
N 13	at Boston University*	L	14	28
N 20	at Delaware	L	0	36

1977 (3-7, 1-4 YC)

Coach: Jack Bicknell				
Capts.: Jack Cosgrove, David Secin S10 at Lafayette				
W 12	10			
S 17	at Massachusetts*	L	0	28
S 24	Central Connecticut State	W	45	20
0 1	at Rhode Island*	L	0	28
0 8	New Hampshire*	L	7	54
0 15	Connecticut*	W	9	7
0 22	at Western Carolina	L	20	41
0 29	Albany	L	39	42
N 5	at Northeastern	L	20	47
N 12	Boston University*	L	20	23

1978 (3-7-1, 0-4-1 YC)

Coach: Jack Bicknell				
Capts.: Chris Keating, William LeRoy				



S 9	Dayton	L	14	31
S 16	at Boston University*	L	14	27
S 23	Massachusetts*	L	6	40
S 30	at Central Connecticut State	W	32	26
O 7	Rhode Island*	L	0	47
O 14	at New Hampshire*	T	7	7
O 21	at Connecticut*	L	7	49
O 28	Lafayette	W	3	25
N 4	at Delaware	L	0	48
N 11	Lehigh	W	21	18
N 18	at Northeastern	L	19	20

1979 (2-9, 0-5 YC)

Coach: Jack Bicknell
Capts.: Joseph Lipinski, Thomas Sullivan, Jonathan Weed

S 8	Towson	L	7	13
S 15	Boston University*	L	13	24
S 22	at Massachusetts*	L	14	38
S 29	Central Connecticut State	W	40	3
O 6	at Rhode Island*	L	0	10
O 13	New Hampshire*	L	0	23
O 20	Connecticut*	L	7	19
O 27	at Lafayette	W	34	21
N 3	at Delaware	L	14	31
N 10	at Lehigh	L	6	12
N 17	Northeastern	L	16	27

1980 (4-7, 1-4 YC)

Coach: Jack Bicknell
Capts.: Andrew Neilson, Peter A. Thiboutot, John Tursky

S 6	at U.S. Merchant Marine Acad.	W	17	8
S 13	Lehigh	L	6	37
S 20	Rhode Island*	W	14	11
S 27	at Boston University*	L	0	17
O 4	Lafayette	W	24	3
O 11	at New Hampshire*	L	13	19
O 18	Massachusetts*	L	14	21
O 25	at Connecticut*	L	13	14
N 1	Northeastern	W	35	24
N 8	at Princeton	L	7	24
N 15	Delaware	L	6	35

1981 (3-7-1, 1-4 YC)

Coach: Ronald Rogerson
Capt.: Stephen Keating

S 5	Kutztown	T	17	17
S 12	at Lehigh	L	10	24
S 19	at Rhode Island*	L	10	21
S 26	Boston University*	L	7	48
O 3	at Lafayette	L	0	17
O 10	New Hampshire*	W	26	16
O 17	at Massachusetts*	L	7	20
O 24	Connecticut*	L	10	31
O 31	at Northeastern	W	9	3
N 7	at Princeton	W	55	44
N 14	at Delaware	L	35	42

1982 (7-4, 3-2 YC) **CHAMPIONS**

Coach: Ronald Rogerson
Capt.: Stephen Keating

S 4	Howard	W	38	15
S 11	Lehigh	W	14	6
S 18	Rhode Island* (60T)	L	55	58
S 25	at Boston University*(40T)	L	45	48
O 2	at Towson	L	32	35
O 9	Lafayette	W	28	14
O 16	Massachusetts*	W	42	24
O 23	at Connecticut*	W	21	7
O 30	Northeastern	W	31	0
N 6	at New Hampshire*	W	31	14
N 13	at Holy Cross	L	7	21

1983 (4-6, 0-5 YC)

Coach: Ronald Rogerson
Capt.: Dean Ramsdell

S 17	at Rhode Island*	L	16	24
S 24	Boston University*	L	14	28
O 1	Towson	W	23	16
O 8	at Lafayette	W	39	38
O 15	at Massachusetts*	L	7	17
O 22	Connecticut*	L	26	31
O 29	at Northeastern	W	17	14
N 5	New Hampshire*	W	7	20
N 12	at VMI	L	12	14

N 19	Springfield	W	62	6
------	-------------	---	----	---

1984 (5-6, 2-3 YC)

Coach: Ronald Rogerson
Capt.: Gary Hufnagle

S 8	at New Hampshire*	L	13	21
S 15	at Richmond	L	13	30
S 22	Rhode Island*	L	0	27
S 29	at Boston University*	L	10	27
O 6	Lafayette	W	22	20
O 13	at Delaware	L	7	37
O 20	Massachusetts*	W	20	7
O 27	at Connecticut* (OT)	W	13	10
N 3	Northeastern	W	20	17
N 10	at Howard	W	27	23
N 17	Holy Cross	L	7	24

1985 (6-5, 2-3 YC)

Coach: Buddy Teevens
Capt.: Mark Coutts

S 7	Howard	W	35	12
S 14	American International	W	27	17
S 21	at Rhode Island*	L	14	34
S 28	Boston University*	L	14	19
O 5	Central Connecticut State	W	51	8
O 12	Richmond	L	24	37
O 19	at Massachusetts*	L	7	20
O 26	Connecticut*	W	28	3
N 2	at Northeastern	L	13	14
N 9	New Hampshire*	W	45	40
N 16	at Delaware	W	10	7

1986 (7-4, 3-4 YC)

Coach: Buddy Teevens
Capts.: Tim Cahill, Steve Donahue

S 6	at Howard	W	38	12
S 13	American International	W	33	7
S 20	Rhode Island*	W	34	14
S 27	at Boston University*	L	23	26
O 4	at Central Connecticut State	W	28	7
O 11	Northeastern	W	38	21
O 18	Massachusetts*	L	13	23
O 25	at Connecticut*	L	19	35
N 1	Delaware*	L	31	34
N 8	at New Hampshire*	W	14	13
N 15	at Richmond*	W	26	11

1987 (8-4, 6-1 YC) **CHAMPIONS**

Coach: Tim Murphy
Capts.: Bob Wilder, Steve Violette

S 5	American International	W	42	23
S 12	at Massachusetts*	W	31	14
S 19	at Rhode Island*	W	24	20
S 26	Boston University*	W	33	19
O 3	Towson	L	14	17
O 10	at Northeastern	L	17	21
O 17	Richmond*	L	7	17
O 24	Connecticut*	W	32	28
O 31	at Delaware* (20T)	W	59	56
N 7	New Hampshire*	W	28	14
N 14	at Illinois State	W	37	34
N 21	at Georgia Southern(N)(OT)	L	28	31

1988 (7-4, 4-4 YC)

Coach: Tim Murphy
Capt.: Nick Penna

S 10	at Massachusetts*	L	42	45
S 17	Northeastern	W	43	20
S 24	New Hampshire*	L	23	44
O 1	at Richmond*	W	17	3
O 8	vs. Boston University* (P)	W	30	10
O 15	Rhode Island*	W	28	14
O 22	at Connecticut*	L	21	28
O 29	Delaware*	L	14	31
N 5	at Brown	W	37	10
N 12	at Towson	W	44	7
N 19	at Villanova*	W	20	17

1989 (9-3, 6-2 YC) **CHAMPIONS**

Coach: Tom Lichtenberg
Capts.: Scott Hough, John Gibson

S 2	Youngstown State	W	28	14
S 9	at New Hampshire*	W	24	7
S 16	Villanova*	W	47	14
S 23	Massachusetts*	W	40	23
S 30	Richmond*	W	41	16
O 7	Lock Haven	W	56	0

O 14	at Rhode Island*	W	47	21
O 21	Connecticut*	W	30	8
O 28	at Delaware*	L	28	35
N 4	at Boston University*	L	28	30
N 11	at Northeastern	W	29	26
N 25	at SW Missouri State (N)	L	35	38

1990 (3-8, 2-6 YC)

Coach: Kirk Ferentz
Capts.: Rob Noble, Tom Rogers
Mike Smith, Jamal Williamson

S 7	at Villanova*	L	7	31
S 15	at Massachusetts*	L	10	21
S 22	New Hampshire*	L	20	28
S 29	at Richmond*	L	16	24
O 6	at Hawaii	L	3	44
O 13	Rhode Island*	W	24	17
O 20	at Connecticut*	L	20	35
O 27	Delaware*	W	17	10
N 3	Boston University*	L	24	26
N 10	Northeastern	W	42	7
N 17	at Youngstown State	L	17	38

1991 (3-8, 2-6 YC)

Coach: Kirk Ferentz
Capts.: Paul Capriotti, Brian Roche

S 7	Villanova*	L	7	48
S 14	Northeastern	L	14	15
S 21	Massachusetts*	L	3	10
S 28	at New Hampshire*	L	20	38
O 5	Richmond*	W	19	15
O 12	at Rutgers	L	17	40
O 19	at Rhode Island*	L	30	52
O 26	Connecticut*	W	41	20
N 2	at Delaware*	L	10	34
N 9	at Boston University*	L	0	27
N 16	Towson	W	49	34

1992 (6-5, 4-4 YC)

Coach: Kirk Ferentz
Capts.: Game Captains

S 5	New Hampshire*	W	27	24
S 12	Kutztown	W	10	0
S 19	Northeastern	L	36	47
O 3	at Richmond*	L	6	28
O 10	Liberty	W	42	20
O 17	Rhode Island*	W	21	9
O 24	at Connecticut*	L	30	37
O 31	Delaware*	L	13	57
N 7	vs. Boston University* (P)	W	40	11
N 14	at Massachusetts*	W	21	13
N 21	at Villanova*	L	8	28

1993 (3-8, 2-6 YC (0-11, 0-8))

Coach: Jack Cosgrove
Capts.: Game Captains

S 4	at Buffalo+	W	30	27
S 11	at Boston University*	L	0	45
S 18	Massachusetts*+	W	17	13
S 25	at New Hampshire*	L	13	63
O 9	vs. Richmond (P)	L	14	17
O 16	at Rhode Island*+(20T)	W	26	23
O 23	Connecticut*	L	13	14
O 30	at Delaware*	L	19	21
N 6	William & Mary*	L	23	47
N 13	Northeastern*	L	20	34
N 20	Hofstra	L	15	27

+--Contest forfeited for use of ineligible player

1994 (3-8, 2-6 YC)

Coach: Jack Cosgrove
Capts.: Steve Knight, Todd Park

S 3	Central Florida	L	6	28
S 10	Rhode Island*	L	21	28
S 17	Boston University*	L	18	31
S 24	at Massachusetts*	L	14	20
O 1	Delaware*	W	19	13
O 8	at Richmond	W	24	10
O 15	at Connecticut*	W	35	31
O 22	New Hampshire*	L	7	24
O 29	vs. Buffalo (P)	L	21	24
N 5	at William & Mary*	L	0	17
N 12	at Northeastern*	L	16	23

1995 (3-8, 1-7 YC)

Coach: Jack Cosgrove
Capts.: Ray Baur, Brian Gain, Joe Robinson

S 2	Lock Haven	W	41	15
S 9	at Rhode Island*	L	13	17
S 16	at Boston University*	L	21	40
S 30	James Madison*	L	17	21
O 7	at Buffalo	W	19	6
O 14	Connecticut*	L	30	31
O 21	at New Hampshire*	L	0	21
O 28	at Delaware*	L	0	61
N 4	Massachusetts* (OT)	W	24	21
N 11	Northeastern*	L	28	31
N 18	at Central Florida	L	17	37

S 2	Lock Haven	W	41	15
S 9	at Rhode Island*	L	13	17
S 16	at Boston University*	L	21	40
S 30	James Madison*	L	17	21
O 7	at Buffalo	W	19	6
O 14	Connecticut*	L	30	31
O 21	at New Hampshire*	L	0	21
O 28	at Delaware*	L	0	61
N 4	Massachusetts* (OT)	W	24	21
N 11	Northeastern*	L	28	31
N 18	at Central Florida	L	17	37

1996 (7-4, 5-3 YC)

Coach: Jack Cosgrove
Capts.: Mike Flynn, Mitch Maury, Todd Williamson

A 29	vs. Northeastern* (P)	L	21	22
S 7	at Fordham	W	24	13
S 14	Boston University*	W	45	8
S 21	Rhode Island*	W	58	19
S 28	Delaware*	L	17	27
O 5	at James Madison*	L	7	31
O 12	at Connecticut*	W	17	16
O 19	New Hampshire*	W	34	20
N 2	at Massachusetts*	W	22	14
N 9	at Hofstra	W	9	7
N 16	Buffalo	L	31	35

1997 (5-6, 4-4 Atlantic 10 Conference)

Coach: Jack Cosgrove
Capts.: Derek Carter, John Tennent

S 6	at Rhode Island*	W	30	14
S 13	Massachusetts*	W	49	6
S 20	at Villanova*	L	14	34
S 27	James Madison*	L	22	24
O 4	at Richmond*	L	14	17
O 11	Connecticut* (30T)	W	49	47
O 18	Boston University*	W	62	29
O 25	at New Hampshire*	L	7	24
N 8	at Buffalo	W	52	13
N 15	at Northeastern	L	17	23
N 22	at Hofstra	L	32	44

1998 (6-5, 3-5 A-10)

Coach: Jack Cosgrove
Capts.: Mickey Fein, Ves Lugo, Drew O'Connor

S 3	vs. Buffalo (P)	W	30	13
S 12	New Hampshire*	W	52	28
S 19	at Connecticut*	L	27	35
S 26	Dartmouth	W	14	3
O 3	Villanova*	W	44	10
O 10	Rhode Island*	L	17	18
O 17	Richmond*	L	10	35
O 24	at James Madison*	L	28	34
O 31	at Delaware*	W	39	27
N 14	at Massachusetts*	L	34	55
N 21	Northeastern	W	20	14

1999 (4-7, 3-5 A-10)



All-Time Results



Maine celebrates winning the 1987 Yankee Conference championship.

N 11	Northeastern*	W	42	17
N 18	New Hampshire*	W	55	10

2001 (9-3, 7-2 A-10) **CHAMPIONS**

Coach: Jack Cosgrove
Capts.: Chad Hayes, Zack Magliaro, Malik Nichols

S 8	Colgate	W	34	10
S 15	at North Dakota State	cancelled		
S 22	at Hofstra*	L	44	51
S 29	James Madison*	W	13	3
O 6	Richmond*	W	14	3
O 13	at Northeastern*	W	21	9
O 20	Villanova*	W	44	40
O 27	at William & Mary*	L	20	42
N 3	at Rhode Island*	W	26	14
N 10	Massachusetts*	W	37	7
N 17	at New Hampshire*	W	57	24
D 1	at McNeese State (N)	W	14	10
D 8	at Northern Iowa (N)	L	28	56

2002 (11-3, 7-2 A-10) **CHAMPIONS**

Coach: Jack Cosgrove
Capts.: Stephen Cooper, Jake Eaton, Brendan Curry

A 31	vs. Central Conn. St. (P)	W	52	3
S 7	William & Mary*	W	27	14
S 14	at Villanova*	W	21	14
S 21	at Howard	W	42	12
S 28	Rhode Island*	W	31	14
O 5	at James Madison*	W	17	6
O 12	at Massachusetts*	L	10	20
O 19	at Florida International	W	33	7
O 26	Hofstra*	W	24	17
N 9	Delaware*	L	13	37
N 16	at Richmond*	W	21	14
N 23	New Hampshire*	W	31	14
N 30	at Appalachian State (N)	W	14	13
D 7	at Georgia Southern (N)	L	7	31

2003 (7-5, 5-4 A-10)

Coach: Jack Cosgrove
Capts.: Dennis Dottin-Carter, Michael Zyskowski

A 30	Montana	L	20	30
S 6	at Hofstra*	W	44	21
S 13	Florida International (P)	W	24	14
S 20	Massachusetts*	L	16	24
S 27	at William & Mary*	no contest		
O 4	Richmond*	W	20	10
O 18	at Northeastern*	L	14	20
O 25	James Madison*	W	20	13
N 1	at Delaware* (OT)	L	21	24
N 8	at Morgan State	W	77	24
N 15	Villanova*	W	14	10
N 22	at New Hampshire	L	27	47

2004 (5-6, 3-5 A-10)

Coach: Jack Cosgrove
Capts.: Mike Leconte, Marcus Walton, Marcus Williams

S 4	at Montana	L	20	27
-----	------------	---	----	----

S 11	Northern Colorado	W	38	0
S 18	at Mississippi State	W	9	7
O 2	at Delaware*	L	38	43
O 9	at Richmond*	W	29	25
O 16	James Madison*	L	20	24
O 23	Northeastern*	W	35	26
O 30	at Massachusetts* (OT)	L	34	35
N 6	Hofstra*	L	20	31
N 13	at Rhode Island*	W	42	28
N 20	New Hampshire*	L	36	50

2005 (5-6, 3-5 A-10)

Coach: Jack Cosgrove
Capts.: Jermaine Walker, Ben Lazarski

S 3	at Nebraska	L	7	25
S 10	William Penn	W	28	0
S 17	Richmond*	L	21	26
O 1	Albany (P)	W	31	7
O 8	at James Madison*	L	2	38
O 15	at Hofstra*	L	0	44
O 22	Massachusetts*	L	14	35
O 29	Delaware*	W	25	15
N 5	at Northeastern*	W	14	10
N 12	at Rhode Island* (OT)	W	27	24
N 19	at New Hampshire*	L	47	59

2006 (6-5, 5-3 A-10)

Coach: Jack Cosgrove
Capts.: Mike DeVito, Matt King, Ron Whitcomb

S 9	at Youngstown State	L	14	34
S 16	at William & Mary*	W	20	17
S 23	Shaw	W	62	12
S 30	at Boston College	L	0	22
O 7	at Towson*	W	28	7
O 14	Villanova*	W	20	7
O 21	Hofstra*	W	21	10
O 28	at Rhode Island*	L	0	3
N 4	Northeastern*	W	30	3
N 11	at Massachusetts*	L	9	10
N 18	New Hampshire* (OT)	L	13	19

2007 (4-7, 3-5 Colonial Athletic Association)

Coach: Jack Cosgrove
Capts.: John Wormuth, Patrick McCrossan, Bruno Dorismond

S 1	Monmouth	W	21	14
S 8	at Connecticut	L	0	38
S 15	at Villanova* (OT)	L	17	24
S 22	Massachusetts*	L	7	38
O 6	at Hofstra*	L	13	38
O 13	William & Mary*	L	20	21
O 20	at Stony Brook (2OT)	L	23	30
O 27	at Northeastern*	W	20	14
N 3	Towson*	W	16	13
N 10	Rhode Island*	W	35	0
N 17	at New Hampshire*	L	14	39

2008 (8-5, 5-3 CAA) **NCAA PLAYOFFS**

Coach: Jack Cosgrove
Capts.: Jovan Belcher, Jhamal Fluellen

A 30	at Iowa	L	3	46
S 6	at Monmouth	W	21	17
S 13	Stony Brook	W	28	13
S 20	at Richmond*	L	17	44
S 27	James Madison*	L	10	24
O 11	at Delaware*	W	27	10

O 18	Hofstra* (2OT)	W	41	40
O 25	Northeastern*	W	20	0
N 1	Iona	W	55	7
N 8	at Massachusetts*	W	21	20
N 15	at Rhode Island*	W	37	7
N 22	New Hampshire*	L	24	28
N 29	at Northern Iowa (N)	L	15	40

2009 (5-6, 4-4 CAA)

Coach: Jack Cosgrove
Capts.: Mike Brusko, Brandon McLaughlin, Jordan Stevens

S 3	St. Cloud State (OT)	W	34	27
S 12	at Northeastern*	W	17	7
S 19	at Albany	L	16	20
S 26	at Syracuse	L	24	41
O 3	Delaware*	L	17	27
O 10	at Hofstra*	W	16	14
O 17	Richmond*	L	21	38
O 31	Massachusetts*	W	19	9
N 7	at James Madison*	L	14	22
N 14	Rhode Island*	W	41	17
N 21	at New Hampshire*	L	24	27

2010 (4-7, 3-5 CAA)

Coach: Jack Cosgrove
Capts.: Game Day

S 2	Albany	L	0	3
S 11	at Monmouth	W	31	23
S 18	at Syracuse	L	14	38
S 25	William & Mary*	L	21	24
O 2	New Hampshire* (OT)	W	16	13
O 9	at Delaware*	L	7	26
O 16	Villanova*	L	16	48
O 23	at Rhode Island*	W	28	23
N 6	at UMass*	L	24	39
N 13	at Towson*	W	28	18
N 20	James Madison*	L	10	14

2011 (9-4, 6-2 CAA) ***NCAA FINAL EIGHT***

Coach: Jack Cosgrove
Capts.: Game Day

S 3	Bryant	W	28	13
S 10	at Pittsburgh	L	29	35
S 17	at Albany	W	31	15
O 1	Delaware*	W	31	17
O 8	at James Madison* (OT)	W	25	24
O 15	Rhode Island*	W	27	21
O 22	at Richmond*	W	23	22
O 29	at Villanova*	W	41	25
N 5	Towson*	L	30	40
N 12	UMass*	W	32	21
N 19	at New Hampshire*	L	27	30
D 3	at Appalachian State (N)	W	34	12
D 12	at Georgia Southern (N)	L	23	35

2012 (5-6, 4-4 CAA)

Coach: Jack Cosgrove
Capts.: Game Day

S 8	at Boston College	L	3	34
S 15	at Bryant	W	51	7
S 22	Albany	L	20	30
S 29	Villanova*	L	14	35
O 6	at Delaware*	W	26	3
O 13	at Towson*	L	19	24
O 20	New Hampshire*	L	21	28
O 27	at William & Mary*	W	24	10

N 3	James Madison*	L	7	31
N 10	Georgia State*	W	51	7
N 17	Rhode Island*	W	55	6

2013 (10-3, 7-1 CAA) ***CAA Champions/NCAA 2nd Round***

Coach: Jack Cosgrove
Capts.: Game Day

A 31	at Norfolk State	W	23	6
S 7	at Massachusetts	W	24	14
S 14	Bryant	W	35	22
S 21	at Northwestern	L	21	35
S 28	at Richmond*	W	28	21
O 5	Delaware*	W	62	28
O 19	William & Mary*	W	34	20
O 26	at Villanova*	W	37	35
N 2	Stony Brook*	W	19	14
N 9	at Albany*	W	33	27
N 16	Rhode Island*	W	41	0
N 23	at New Hampshire*	L	3	24
D 7	New Hampshire (N)	L	27	41

(N) - NCAA FCS Playoff
(P) - Contest played in Portland, Maine

2014 (5-6, 4-4 CAA)

Coach: Jack Cosgrove
Capts.: Game Day

A 30	Norfolk State	W	10	6
S 13	at Bryant	L	10	13
S 20	at Boston College	L	10	40
S 27	at Towson*	W	27	24
O 4	Villanova*	L	20	41
O 11	at Stony Brook*	L	7	19
O 18	Albany*	L	7	20
O 25	at Rhode Island*	W	20	14
N 8	Richmond*	W	33	20
N 15	at Elon*	W	24	14
N 22	New Hampshire*	L	12	20

* - Yankee Conference/Atlantic-10/CAA game

2015 (3-8, 3-5 CAA)

Coach: Jack Cosgrove
Capts.: Game Day

S 5	at Boston College	L	3	24
S 19	at Tulane	L	7	38
S 26	Rhode Island*	W	27	17
O 3	at Richmond*	L	17	48
O 10	at UAlbany*	W	39	7
O 17	Yale	L	10	21
O 24	Stony Brook*	W	23	10
O 31	at Villanova*	L	3	13
N 7	Towson*	L	7	10
N 14	Elon*	L	22	27
N 21	at New Hampshire*	L	6	22

2016 (6-5, 5-3 CAA)

Coach: Joe Harasymiak
Capts.: Game Day


S 1	at UConn	L	21	24
S 10	at Toledo	L	3	45
S 24	James Madison*	L	20	31
O 1	Bryant	W	35	31
O 8	at Delaware*	W	28	21
O 15	UAlbany*	W	20	16
O 22	at Rhode Island*	W	28	21
O 29	at William & Mary*	W	25	28
N 5	Villanova*	L	7	26
N 12	at Stony Brook*	W	27	21
N 19	New Hampshire*	L	21	24



Dennis Dottin-Carter



Damon Boinske



Brendan Curry

Varsity football was adopted as an official sport by the University prior to the 1892-93 academic year and sponsorship has continued uninterrupted. Thanks to Stu Haskell for his help with this list.

>>> AAAAAAAAAA

- Abbado, Dzigbodi K. '06, 2002, 03, 04, 05
- Abbott, Lyman A. Jr. '30, 1927, 28, 29
- Abbott, Walter H. '58, 1955, 56
- Ackerly, John F. '79, 1977
- Achey, Arron '14, 2011, 12, 13
- Adamets, Michael Jr. '95, 1992, 93, 94
- Adams, Donald S. '38, 1937
- Adams, Marquise '17, 2016
- Adams, Randolph S. '50, 1947, 48
- Admirer, Robert '09, 2007, 08, 09
- Airoldi, Louis A. '29, 1928
- Aldrich, Kenneth E. '34, 1931, 32, 33
- Alex, Joseph C. '53, 1950, 51, 52
- Allen, Matthew J. '93, 1991
- Allen, Teron '08, 2006, 07
- Allen, William H. '19, 1914, 15, 16, 18
- Al-Mateen, Khari '15, 2011, 12, 13, 14
- Alston, Douglas 2012, '09, 12
- Alvarez, Hugo V. '95, 1994
- Anderson, Donald L. '35, 1934
- Anderson, John E. Jr. '50, 1946
- Andrews, Max '17, 2013, 14, 15, 16
- Anthony, Brian '16, 2015
- Arbor, Charles J. '41, 1938, 39, 40
- Archie, Gregory Jr. '98, 1994, 95
- Arias, Manauris A., '07, 2003, 04, 05, 06
- Armes, William A. '01, 1897
- Arnao, Christopher '08, 2005, 06, 07, 08
- Arnold, Cedric L. '32, 1931
- Arrington, DiAndre A. '05, 2002
- Ashworth, James P. '30, 1928, 29
- Atkins, Michael P. '86, 1983
- Auclair, Paul L. '68, 1966, 67
- Aultman, Damarr 2015, 2011, 12, 13, 14
- Austin, Ray J. '65, 1962, 63, 64
- Austin, Thomas C. '63, 1961, 62
- Avery, Douglas R. '66, 1964, 65

>>> BBBBBBBBB

- Bachrach, Samuel '33, 1932
- Bagley, Fernald S. '32, 1930, 31
- Bailey, Donald L. '05, 1901, 02, 03, 04
- Bailey, Michael K. '02, 2000
- Baker, David S. '15, 1911, 12, 13, 14
- Baldwin, Frederick E. '19, 1916
- Baldwin, James E. '21, 1920
- Ballantyne, Kendrick J., '06, 2003
- Ballard, John A. '92, 1987, 88, 89
- Baltimore, Sherrod '16, 2012, 13, 14, 15
- Banks, Frank A. '06, 1904
- Banks, Reginald T. '90, 1989
- Barber, Matt '10, 2008, '09
- Barchet, Tracy D. '96, 1992
- Bardsley, Sherman P. '45, 1942
- Baribeau, David A. '61, 1960
- Barker, Steven '09, 2006, 07
- Barnett, Ralph E. '49, 1946
- Barra, Michael J. '70, 1967, 68, 69
- Barron, Donald P. '50, 1946, 47, 48, 49
- Barron, John B. '78, 1975
- Barron, John S. '21, 1917
- Barrows, Edward P. '42, 1939, 40, 41
- Barrows, William E. '02, 1898
- Barrows, Willis M. '26, 1924, 25
- Bartemus, John '06, 2005
- Bass, George W. '97, 1894
- Batanian, Alex '10, 2006, 08, 09
- Bates, Trevor '16, 2012, 13, 14, 15
- Batty, Charles A. '12, 1909
- Baumgartner, John '05, 2001, 02, 03, 04
- Baur, Raymond E. '96, 1992, 93, 94, 95
- Bauscher, Thomas M. '70, 1967
- Beal, Clay G. '54, 1951, 52, 53
- Beals, Robert L. '50, 1948
- Bean, Carol L. '77, 1973
- Bean, Ellis N. '53, 1950
- Bean, Paul L. '04, 1900, 01, 02, 03
- Bearce, Edwin F. '05, 1901, 02, 03, 04
- Bearce, George D. '11, 1907, 08, 10
- Bearce, Winfred D. '06, 1904, 05
- Beauchemin, Michael H. '84, 1981, 82, 83
- Beaulieu, Regis J. '75, 1972, 73, 74
- Beaulieu, Walter L. '62, 1960, 61
- Beckford, Nigel O. '18, 2014, 15, 16
- Beeaker, Anthony A. '28, 1925, 26, 27

- Belcher, Drew J. '18, 2014, 15
- Beilman, Michael '88, 1986
- Beisel, Darryl E. '50, 1948, 49
- Beisel, Ralph A. '37, 1936
- Belcher, Jovan '09, 2005, 06, 07, 08
- Belisle, Charles M. '67, 1964, 65, 66
- Belnap, Russell E. '40, 1940
- Bell, Steven D. '90, 1986, 87, 88, 89
- Benders, Darius '16, 2015
- Benner, Eugene N. '70, 1967, 68, 69
- Bennett, Arthur G. '06, 1899, 04, 05
- Bennett, Matthew F. '84, 1979, 81, 82, 83
- Bennett, Robert H. '41, 1938, 39
- Benson, Norman G. '48, 1946, 47
- Bergeron, Richard E. '72, 1970, 71, 72
- Berkowitz, Leonard I. '38, 1937
- Bernard, Joseph '54, 1951
- Bernheisel, George H. '15, 1911, 12, 13, 14
- Besson, William H. '35, 1933, 34
- Betts, F. Jason '01, 1999, 00
- Beverly, Verne C. '20, 1915, 19
- Bickford, Calvin F. '59, 1955, 56, 58
- Bigelow, Elson H. '13, 1909, 10, 11, 12
- Bigney, Frederick H. '51, 1949
- Bigney, Frederick R. '10, 1909
- Bigos, Alan J. '91, 1989, 90, 91
- Binder, Christopher J. '01, 1994, 95, 96
- Bird, Alan L. '00, 1893, 96, 97, 98
- Bird, Ryan P. '06, 2002, 03, 04, 05
- Bird, William T. '52, 1950
- Bishop, Edward F. '30, 1927
- Bitterman, Michael K. '90, 1988, 89
- Black, Edmund F. '29, 1926, 27
- Black, John W. '59, 1956, 57
- Black, William M. '09, 1907, 08
- Blackwell, Ruel J. '39, 1938
- Blair, James T. '25, 1921, 22, 23, 24
- Blaire, Jaquan '20, 2016
- Blaidsell, George M. Jr. '50, 1948, 49
- Blake, Donald C. '33, 1931
- Bleakney, Richard A. '50, 1948
- Blockinger, Warren S. '31, 1930
- Blomquist, Robert M. '69, 1967
- Blotzer, Wayne D. '81, 1978
- Blouin, Armand J. '77, 1973, 74, 75
- Bochtler, David W. '86, 1985, 86
- Bodtmann, Shawn 2014, 2011, 12
- Bogdanovich, Edward '54, 1951, 52, 53
- Boinske, Aaron D. '02, 1998, 99, 00, 01
- Bolduc, Peter J. '94, 1992
- Bond, Jonathan D. '03, 2000
- Boone, Roosevelt '11, 2008, 09, 10, 11
- Borjestedt, Peter M. '89, 1985, 86, 87
- Boston, Lance M. '93, 1990, 91, 92
- Boswell, Christopher A. '87, 1982, 83, 86
- Botka, Leslie M. '49, 1947
- Boucher, Paul E. '57, 1954, 55
- Boucher, Roger P. '64, 1961, 62, 63
- Bouier, Lorenzo '85, 1979, 81, 82, 83
- Bouley, Edward M. '78, 1976
- Bourgoin, Raoul J. '37, 1936
- Boutillier, Eugene F. '48, 1945
- Brooks, Isaiah J. '17, 2014, 15, 16
- Bower, Robert M. '59, 1956
- Bradford, Luther C. '04, 1901
- Bragg, Robert H. '60, 1957, 58, 59
- Brainerd, Robert H. Jr. '85, 1983, 84
- Braley, Richard D. '37, 1936
- Bramhall, Robert B. '39, 1938
- Brattan, Robert F. IV '75, 1972
- Braun, Ivan E. '67, 1964, 65, 66
- Breen, Richard P. '53, 1950, 51, 52
- Brennan, Shawn P. '81, 1979
- Brewster, Wendell S. '37, 1934, 35
- Bridge, Norman '63, 1962
- Briggs, Frederick O. '41, 1940
- Brody, Sidney S. '41, 1940
- Brooks, Robert '05, 2001, 02, 03, 04
- Brooks, William K. '40, 1939
- Brown, Austin A. '16, 2014, 15, 16
- Brown, Clinton C. '06, 2002, 03
- Brown, Darrick J. '99, 1995, 96, 97, 98
- Brown, David W. '64, 1961, 62, 63
- Brown, Jack R. '64, 1962, 63
- Brown, Pushaun '12, 2008, 09, 10, 11
- Brown, William S. '44, 1940, 41, 42
- Brown, Winfred S. '51, 1950, 51
- Brusko, Mike '10, 2006, 07, 08, 09, 10
- Bruso, Brian D. '81, 1979, 80
- Bruso, William F. '76, 1973, 74, 75
- Bryant, Robert H. '15, 1911, 12

- Bryant, Vernon C. '26, 1925
- Bryer, Charles S. '97, 1894, 95
- Buck, Michael E. '89, 1986, 87, 88, 89
- Buck, Raymond W. '11, 1909, 10
- Buckley, Barry J. '84, 1980, 81, 82
- Buckley, Paul J. '86, 1983, 84, 85
- Bulwith, Kurt '05, 2002, 03, 04, 05
- Bunker, Dana E. '48, 1942, 46
- Burger, Francis W. '42, 1939, 40
- Burgess, Charles L. Jr. '52, 1949, 50, 51
- Burke, Davonte L. '16, 2014
- Burke, Walter H. '06, 1905
- Burklow, Benjamin T. '04, 2000
- Burleigh, John H. '07, 1904, 05, 06
- Burleigh, Robert W. '40, 1939
- Burr, Kenneth G. '40, 1937, 38, 39
- Burrill, Richard M. '44, 1941, 42, 46
- Burrows, Daniel C. '17, 2014, 15
- Burton, Karl R. '52, 1950
- Bush, Aamad '16, 2012
- Butler, Edward L. Jr. '35, 1932, 33, 34
- Butterfield, John E. '53, 1950, 51, 52
- Butterfield, Philip Jr. '53, 1950, 51, 52
- Buttles, Derek '12, 09, 10, 11
- Buzzell, Edward W. '32, 1930, 31
- Buzzell, James C. '29, 1926, 27, 28
- Byers, Alon M. '97, 1993, 94
- Byers, Robert B. '49, 1948
- Byrd, Lennard P. '02, 1998, 99, 00, 01

>>> CCCCCCCCC

- Cahill, J. Timothy '86, 1982, 83, 85, 86
- Cail, David L. '65, 1962, 63
- Caito, Robert G. Jr. '90, 1980, 82
- Calderon, Jonathan '09, 2005, 06, 07, 08
- Calderwood, Samuel H. '33, 1930, 31, 32
- Caldwell, Joshua '07, 2005, 06, 07
- Calenda, Vincent Jr. '54, 1951, 52, 53
- Calliguirri, Michael J. '69, 1966
- Callahan, Gavin J. '15, 2014
- Camire, Richard A. '82, 1978, 79
- Campbell, Chester W. '25, 1922, 23, 24
- Campbell, Hugh J. '84, 1982, 83
- Campbell, Shawn G. '93, 1990, 91, 92
- Canary, Ryan '09, 2005, 06, 07, 08
- Capirotti, Paul V. '92, 1990, 91
- Carbone, Peter R. '16, 2014
- Card, Albert L. '53, 1950, 51, 52
- Card, Donald L. '49, 1946, 47
- Card, Seymour C. Jr. '51, 1948, 49, 50
- Carey, Dennis J. '68, 1965, 67
- Carey, Herbert W. Jr. '73, 1971, 72
- Carey, Spencer '18, 2015, 16
- Carleton, John H. '13, 1911, 12
- Carmichael, Robert G. '58, 1957
- Carmichael, Robert G. Jr. '79, 1977, 78
- Carr, Robert V. '38, 1934
- Carriker, Daniel '16, 2013, 14, 15
- Carter, Derek A. '98, 1994, 95, 96, 97
- Carter, James M. '00, 1997, 98, 99
- Carville, Linwood L. '53, 1951, 52
- Caselden, Ronald C. '62, 1958, 59, 60
- Cassidy, Gerard S. '80, 1977
- Cassidy, John G. '81, 1979, 80
- Cassista, Achilles J. '27, 1925, 26
- Castor, John R. '57, 1955, 56
- Castro, John P. '05, 2002
- Caswell, Winfield B. '99, 1898
- Cates, David C. '50, 1948, 49
- Cates, Stephen P. '94, 1991, 92, 93, 94
- Cavanaugh, Charles A. '12, 1907
- Cervone, James '83, 1980
- Champeon, Wayne S. '61, 1958, 59, 60
- Chapman, John G. '49, 1945, 47
- Chapman, Wayne B. '73, 1970
- Chapman, William F. '38, 1935
- Chard, William '63, 1960, 61, 62
- Charles, Carlton '15, 2011, 12, 13, 14
- Charles, Raibonne '11, 2008, 09, 10, 11
- Chase, Clifford G. '04, 1903
- Chase, Daniel '08, 1905, 07
- Chase, E. Leith '26, 1925
- Chisholm, John M. '83, 1982
- Christopher, Ben A. '01, 1997, 98, 99, 00
- Cianchette, Clair L. '46, 1946
- Cianchette, Edward J. '54, 1951, 52, 53
- Cipp, Jefferson L. '96, 1993, 94, 95
- Clark, Arthur L. '50, 1946, 47, 48
- Clark, David W. '94, 1990, 91, 92, 93
- Clark, Devin '15, 2013, 14
- Clark, Geoffrey B. '95, 1991



Letterwinners

Clark, Llewellyn E. '54, 1952, 53, 54
 Clark, Nathaniel '00, 1999
 Clark, Reginald P. '65, 1962, 63, 64
 Clark, Steven R. '82, 1979
 Clark, Willie C. '00, 1898
 Clay, Jamal '14, 2011, 12, 13
 Cleaves, Carl S. '12, 1909, 11
 Clemente, Philip J. Jr. '59, 1958
 Cloutier, Christopher J. '73, 1971, 72
 Cloutier, David L. '62, 1959, 60, 61
 Coady, Donald L. '21, 1919
 Cobb, Frank C. '11, 1908, 10
 Cobb, George L. '35, 1932, 33, 34
 Cobb, Harold W. '14, 1912, 13
 Cobb, William B. '21, 1920
 Coburn, William B. '97, 1894
 Cockayne, Trent '92, 1988
 Coffin, Richard H. '71, 1968, 69
 Coggins, Donald I. '33, 1930
 Cohen, Harry '25, 1921
 Colasacco, John A. '86, 1984, 85, 86
 Colby, Malcolm O. '48, 1945
 Cole, Clinton L. '00, 1893, 99
 Cole, Daniel W. '74, 1971, 72
 Cole, Henry E. '02, 1899, 00
 Cole, Michael '14, 2010, 11, 12, 13
 Cole, Norman C. '57, 1954, 55, 56
 Cole, William J. '99, 1996, 97, 98
 Cole, Winfield L. '03, 1899, 00, 01, 03
 Coleman, Joseph P. '89, 1986, 88
 Coleman, Keone '01, 1997
 Collette, Myron G. '36, 1934, 35
 Collins, Arthur W. '05, 1902, 03, 04
 Collins, Daniel B. '16, 2014, 15, 16
 Collins, John L. '70, 1967, 68, 69
 Collins, Richard W. '70, 1969
 Colon, J. Emilio '95, 1991, 92, 93, 94
 Coltart, George L. '29, 1926, 27, 28
 Coltin, David H. '70, 1967, 68, 69
 Commissiong, Jeff A. '95, 1991, 92, 93, 94
 Conlogue, Frederick W. '10, 1909
 Conquest, Troy D. '88, 1986, 87
 Constantino, Russell J. '91, 1987, 88, 89
 Cook, Albert F. '11, 1908, 10
 Cook, Edward J. Jr. '40, 1937, 38, 39
 Cook, Horace J. '10, 1907, 08, 09
 Cook, Peter R. '78, 1976
 Cooper, Earle H. '64, 1961, 62, 63
 Cooper, S. Thurlow '57, 1954, 55, 56
 Cooper, Stephen Jr. '03, 1999, 00, 01, 02
 Cornacchio, James M. '76, 1975
 Cornacchio, Joseph A. Jr. '74, 1972, 73
 Cosgrove, Jeffrey T. '89, 1985, 86, 87
 Cosgrove, Jack W. '78, 1973, 75, 76, 77
 Cosgrove, Michael E. '80, 1975, 76, 77, 78
 Costello, Steven M. '88, 1983, 84, 85
 Costello, Thomas H. '73, 1969, 70
 Coston, Trevor '11, 2008, 09, 10, 11
 Cote, Donald E. '75, 1972, 73, 74
 Cote, Ronald R. '74, 1970, 71, 72
 Cotrone, Anthony '07, 2004, 05, 06, 07
 Coulombe, Philip A. '50, 1946, 47, 48, 49
 Couri, Arthur N. '20, 1916
 Courtney, Horace S. '20, 1917, 19
 Coutts, Mark A. '86, 1982, 83, 84, 85
 Covell, Waldo H. '55, 1952, 53, 54
 Cox, Nicholas '14, 2013
 Cox, Raymond A. '53, 1950, 51
 Crabtree, David H. '65, 1962
 Craig, Francis A. '33, 1931, 32
 Cranch, Richard C. '42, 1939, 40
 Crane, Steven W. '72, 1969, 70, 71
 Crockett, Cyrenius W. '99, 1895
 Crowe, Joseph W. '05, 1904
 Crowell, Harrison P. '14, 1910
 Crowley, Nathaniel J. '42, 1940, 41
 Crowley, Robert P. '86, 1982, 83, 84
 Crozier, Thomas J. A. '37, 1936
 Cue, Jason '95, 1992
 Curran, Marc W. '93, 1988, 89, 90, 91
 Curry, Brendan J. '03, 1999, 00, 01, 02
 Curry, Dale J. '62, 1959, 60, 61
 Curry, William J. '92, 1989, 90, 91, 92
 Curtis, Clifton E. '31, 1930
 Curtis, Fred H. '15, 1915
 Curtis, Philip E. '40, 1939
 Cusano, David M. '03, 1999, 00, 01, 02
 Cusano, Dominic '10, 2007, 08
 Cutler, James C. Jr. '60, 1958, 59
 Cutshaw, Michael A. '03, 2000
 Cutts, Cecil J. '25, 1922, 23, 24

Cyr, Roderick J. '56, 1953, 54
 Czech, Kevin E. '78, 1975, 76

>>> DDDDDDDDD
 Dadmun, Thomas J. '95, 1993, 94
 Daley, Edward D. '18, 1915
 Daley, William H. '30, 1929
 Dalot, Arthur J. '97, 1893, 94
 Dalrymple, Everett W. '54, 1951, 52
 Dalrymple, Robert A. '42, 1940, 41
 Daly, Stephen J. '71, 1969
 Damon, Dennis S. '71, 1969, 70
 Dashiell, Aaron E. '00, 1996, 97, 98, 99
 Davenport, Jason C. '88, 1983, 84, 85, 86
 Davis, Alfred R. '02, 1899, 00, 01
 Davis, Benjamin O. '18, 2014, 15
 Davis, Carleton F. '34, 1933
 David-Ray, Darian '19, 2015
 Davis, Benjamin '18, 2016
 Davis, Frizell Jr. '94, 1990, 91, 92, 93
 Davis, George M. '01, 1898, 99, 00
 Davis, John J. '20, 1917
 Davis, Justin M. '02, 1999, 00, 01
 Davis, Ralph L. '31, 1928, 29, 30
 Davis, Thomas '19, 1916, 17, 18
 Davis-Ray, Darian '19, 2016
 Dawson, Angelo J. '18, 2014, 15, 16
 Day, John H. '46, 1945
 DeCloux, Sean '16, 2012, 13, 14, 15
 DeGrandpre, Gerard C. Jr. '60, 1957, 58, 59
 DeGregorio, Mark F. '77, 1973, 74, 75, 76
 Delcourt, Ben '11, 2008, 09
 DeRosso, Jeffrey D. '91, 1988, 89, 90, 91
 Delucca, Darrell A. '90, 1987, 88
 Deluga, Chester J. '86, 1981, 82, 83
 Demaray, Shawn '07, 2005, 06, 07
 DeMartini, James '17, 2015, 16
 Demby, Jamil S. '18, 2014, 15, 16
 Demuren, Sinmisola '19, 2015, 16
 Denbow, Carroll E. '58, 1955, 56, 57
 Denino, Michael S. '89, 1986, 87, 88, 89
 Dennis, Donte '12, 2008, 09, 12
 Dennis, Robert F. '50, 1948
 Densmore, Joel Y. '62, 1960, 61
 Deoul, Derek '19, 2016
 Derby, Frank H. '11, 1910
 Derrah, Donald W. '64, 1962, 63
 Desmarais, Paul A. '78, 1975, 76, 77
 Desroches, Donald M. '62, 1959
 DeVarney, Richard W. '66, 1963, 64, 65
 DeVaughn, Jeffrey '19, 2015, 16
 DeVinney, Chris '05, 2001, 02
 DeVito, Michael R. '06, 2003, 04, 05, 06
 DiBiase, Anthony J. '76, 1972
 DiBiase, Matthew A. '04, 2001, 02
 Dickey, Emery S. '28, 1925
 Dickson, Thomas L. '27, 1925, 26
 DiGeronimo, Thomas '87, 1983, 84, 85, 86
 DiGravio, Daniel '91, 1989, 90
 Dioszeghy, Thomas J. '88, 1985, 86
 DiPaolo, Nicholas R. '84, 1982, 83
 DiPietro, Rudy '77, 1973, 74, 75, 76
 Dodge, Evign D. '06, 2002, 03, 04
 Doerr, Albert '26, 1922
 Doherty, Albert V. '36, 1934, 35
 Dolan, Frederick T. '53, 1951, 52
 Dombkowski, Henry J. '49, 1946, 47, 48
 Donahue, Norman S. '15, 1912, 13, 14
 Donahue, Patrick L. '76, 1973
 Donahue, Richard W. '92, 1990, 91, 92
 Donahue, Stephen M. '86, 1984, 85, 86
 Donnelly, Robert J. '07, 2005, 06, 07
 Donovan, Michael J. '03, 1999, 00
 Donovan, Wallace T. '28, 1927
 Doody, Ronald A. '86, 1983, 84, 85
 Doppler, Justin D. '00, 1997, 98, 99
 Dore, Maurice R. '60, 1958, 59
 Dorsey, Douglas A. '89, 1985, 86, 87, 88
 Dorismond, Bruno '07, 2004, 05, 06, 07
 Dorticco, Carlos '03, 1899, 00, 01, 02
 Dottin-Carter, Dennis A. '03, 2000, 01, 02, 03
 Doughty, Brian D. '98, 1994
 Douglas, Donald E. '57, 1953, 54, 55
 Douglas, Earl G. '41, 1938
 Dow, Gary A. '76, 1974, 75
 Dow, James F. '37, 1934, 35, 36
 Dowd, Sean '91, 1990, 91
 Downey, Andrew '09, 2005, 06, 07, 08
 Downey, Matthew J. '83, 1979, 80, 81, 82
 Downing, Herbert P. '06, 1903, 04
 Doyle, Dennis M. '67, 1964, 65, 66

Dranpaniotis, John C. '81, 1977
 Drew, Dana E. '39, 1937, 38
 Drisko, Richard L. '61, 1958, 59, 60
 Dube, Marc P. '92, 1989, 90, 91
 Duddy, Robert H. '51, 1948
 Dudley, John L. '61, 1961
 Duffy, James J. Jr. '56, 1953, 54, 55
 Dugan, John H. '70, 1967, 68, 69
 Dulac, George P. '70, 1967, 68, 69
 Dumont, James '77, 1973, 74, 75, 76
 Dumont, John E. '76, 1973, 74, 75
 Dumont, Joseph E. '63, 1960
 Duncan, Lindsay '97, 1893, 95
 Dunn, Gerald C. '23, 1921
 Dunn, Jordan '17, 2013, 14, 15, 16
 Dunn, Julian '19, 2015, 16
 Dunne, Charles E. '39, 1936, 37
 Dupill, Robert E. Jr. '74, 1971, 72, 73
 Dupree, Mark '91, 1989, 90
 Duran, David R. '12, 1908
 Duren, Harry E. '02, 1900, 01
 Durgin, Rodney W. '65, 1963, 64
 Durham, Leroy T. '94, 1893
 Durr, Jeffrey P. '87, 1983, 84, 86
 Dutton, Robert C. '45, 1946
 Dwelley, Linwood L. '25, 1921, 22, 23, 24
 Dyer, Harold J. '39, 1938, 39
 Dyer, Richard C. '40, 1938, 39
 Dyer, Thomas A. '69, 1967

>>> EEEEEEEEE
 Eales, Frank H. '13, 1909
 Earley, Charles D. '55, 1952, 53, 54
 Eastman, Thomas F. '04, 1900
 Eastman, Troy '14, 2010, 11, 12, 13
 Eastman, Tyler '09, 2006, 08, 09
 Easton, Harry M. III '52, 1949, 50, 51
 Eaton, Christopher C. '71, 1968, 69, 70
 Eaton, Jacob R. '03, 1999, 00, 01, 02
 Ebeling, John '14, 2011, 12, 13
 Eberbach, Charles W. '59, 1957, 58
 Edelstein, Albert N. '43, 1940, 41, 42
 Edelstein, Michael D. '82, 1978, 79
 Edgar, John B. Jr. '57, 1954, 55, 56
 Edith, Anthony '84, 1981
 Edwards, Earnest '20, 2016
 Edwardson, Christian F. '76, 1973, 74, 75
 Eguuonwu, Uchenna '18, 2016
 Ehrlich, Robert M. '53, 1950
 Elliott, James E. '31, 1928, 29
 Elliott, Allen E. '09, 1905
 Elliott, Roderick R. '38, 1935, 36, 37
 Elliott, Wallace H. '26, 1924, 25
 Elliott, Wesley C. '02, 1897, 00, 01
 Elliott, Wilmer R. '25, 1922, 23, 24
 Ellis, Andrew T. '83, 1979
 Ellis, David '02, 2001
 Ellis, Duane E. '87, 1983, 84
 Ellis, Roger C. '60, 1957, 58, 59
 Ellis, Walter L. '98, 1895, 96, 97
 Ellison, Thomas G. '84, 1981, 82
 Elwell, Todd C. '01, 1997, 98, 99, 00
 Emerson, Dennis P. '80, 1975, 76
 Emerson, Robert E. '45, 1942, 46, 47
 Emery, Henry A. Jr. '50, 1948
 Emery, Newell W. '50, 1948
 Emmons, Stephen H. '53, 1950
 Endieveri, S. Scott '91, 1988
 English, Royston D. '02, 1998, 99, 00, 01
 English, Wesley J. '57, 1956
 Enslin, Kristopher '12, 2009, 12
 Eretzian, David J. '72, 1971
 Erickson, Scott H. '77, 1973
 Ervin, Levi '10, 2007, 08, 09
 Estey, Richard S. '75, 1973
 Estey, Robert J. '78, 1973

► FFFFFFFF
 Fahlgren, John I. '67, 1965, 66
 Falvey, Jeffrey '12, 2009
 Fairfield, Edward H. '66, 1964
 Fanjoy, Robert D. '74, 1971, 72, 73
 Farkes, Adam '08, 2007, 08
 Farley, James F. '84, 1980, 81, 82, 83
 Farnham, Charles H. '97, 1893, 94
 Farrell, Robert S. '69, 1967, 68
 Farwell, Howard L. '09, 1905, 06
 Faulkner, Richard D. '71, 1969, 70, 71
 Favor, Donald E. '34, 1931, 32, 33
 Fecteau, Clinton N. Jr. '50, 1948
 Fedrick, Jerickson W. '17, 2014



John Baumgartner



Dave Cusano



Dwayne Wilmot



Mike Flynn



Brian Gaîne



Garrett Gillick

Fedroff, Timothy J. '81, 1977, 78
 Fein, Mickey D. '99, 1995, 96, 97, 98
 Fellows, Bennett, '05, 2001 (mgr.)
 Fellows, Christopher M. Jr. '98, 1994
 Ferran, Andrew J. '98, 1995, 97
 Ferrari, Philip B. '83, 1978, 79, 80, 81
 Ferretti, Raymond A. '82, 1979, 80
 Fersner, Kenneth '09, 2005, 06, 07, 08
 Fichthorn, Ross H. II '95, 1992, 93, 94, 95
 Fickett, Lester C. '32, 1929, 30, 31
 Files, Harry P. '35, 1933
 Filloramo, John N. '74, 1970
 Fish, Lincoln D. '38, 1936, 37
 Fitandides, Fred A. '51, 1950
 Fitzgerald, Carl E. '68, 1966, 67
 Fitzgerald, James M. '70, 1968, 69
 Fitzgerald, Lamar '14, 2012, 13
 Fitzpatrick, Joseph '19, 2015
 Flaherty, Richard P. '65, 1962, 63, 64
 Flanders, Frank L. '05, 1904
 Flanders, Richard S. '79, 1976, 77, 78
 Flores, Justin '16, 2012, 13, 14, 15
 Fluellen, Jhamal '09, 2006, 07, 08
 Flynn, Michael P. '97, 1993, 94, 95, 96
 Fogler, John P. '50, 1948, 49
 Fogler, Thomas K. '53, 1950
 Foley, Frank M. '85, 1984, 85
 Foley, Kevin F. '74, 1972, 73
 Foly, Thomas D. '96, 1992, 93
 Folz, Jacob '08, 2006, 2007
 Footman, Harold R. '52, 1949
 Forbes, Clinton F. '06, 1905
 Ford, Keith '05, 2001
 Forman, Jamaal '07, 2004, 05, 06, 07
 Fort, Daryl L. '92, 1991
 Foster, John R. '25, 1923, 24
 Foster, Kenneth C. '34, 1931
 Fox, James T. '88, 1985, 86, 87
 Frame, George M. '36, 1934, 35
 Fraser, James A. H. '62, 1960, 61
 Fraser, Oren '26, 1924, 25
 Frazza, George L. '72, 1971, 72
 Frazier, Donald E. '33, 1932
 French, Frank A. '17, 1916
 French, Joseph E. '01, 1897
 Fringer, Robert C. '55, 1952
 Fuller, E. Paul '92, 1989, 90, 91, 92
 Furey, John G. '19, 1916
 Furlong, Charles R. Jr. '54, 1951, 52, 53
 Furman, John R. Jr. '65, 1962, 63
 Fusco, Dante '05, 2001, 02, 03

>>> GGGGGGGGG

Gaîne, Brian W. '95, 1992, 93, 94, 95
 Gakos, Jeff '14, 2011, 12, 13
 Galiza, Lawrence J. '86, 1982
 Gallant, Jon R. '99, 1995, 96, 97, 98
 Gallant, Lance A. '69, 1967, 68
 Gangi, Stephen J. '99, 1995, 96, 97, 98
 Garabedian, Aram G. '57, 1954, 55, 56
 Garcia, Michael J. '86, 1982, 84
 Gardiner, Leroy W. '10, 1908
 Gardiner, Richard C. '54, 1948
 Gardner, Charles S. '41, 1939, 40
 Garlic, Maurice A. '06, 2002, 03
 Gameau, Lucien R. '54, 1951, 52, 53
 Gaspard, Craig '77, 1973, 74, 75
 Gautier, Jonathan A. '97, 1994, 95, 96, 97
 Gay, Thomas E. '25, 1923
 Gelsomino, John E. '03, 1999, 00, 01, 02
 Geneva, Maurice L. '43, 1941, 42
 Genge, Clarence K. '41, 1938, 39
 Gentile, Michael C. '24, 1923
 Gerber, Michael C. '81, 1976, 77, 78
 Gerrish, Harold A. '40, 1937, 38, 39
 Gervais, Andrew '02, 1999, 00
 Getchell, Edward L. '14, 1913
 Gevinski, Steven '93, 1989
 Gibson, John S. '90, 1986, 87, 88, 89
 Gilbert, Charles E. '94, 1893
 Gilbert, Ernest J. '70, 1968, 69
 Gilley, Frank P. '44, 1941
 Gillick, Garrett K. '00, 1996, 97, 98, 99
 Gilman, Clarence R. '43, 1942
 Gilman, John A. '00, 1896
 Gillmann, Christopher '87, 1983, 84, 85, 86
 Ginsberg, George S. '21, 1917, 18, 19, 20
 Giordano, Stephen A. '79, 1976, 78
 Girard, Daniel C. '93, 1989, 90, 91, 92
 Givans, Vinson '12, 2008, 09, 10, 11
 Gleason, Wallace F. Jr. '38, 1935, 36, 37

Glebus, Martin R. '87, 1986
 Golden, Thomas W. '55, 1952, 53, 54
 Golobski, Bruno '36, 1934, 35
 Gomes, Jarrod B. '04, 2000, 01, 02, 05
 Gomes, Stefan S. '04, 2000, 01, 02
 Goncalves, Cabrinni '16, 2012, 13, 14, 15
 Gonet, Edward J. '75, 1973, 74
 Gonya, Peter M. '82, 1979
 Goodchild, James C. '43, 1941, 42
 Goode, Najee K. '18, 2014, 15, 16
 Goodman, John U. '58, 1957
 Goodspeed, David R. '72, 1969, 70, 71
 Goodwin, Harlen F. '46, 1947
 Goodwin, James W. '49, 1946, 47
 Gordon, Arel K. '06, 2003, 04, 05, 06
 Gordon, Christopher M. '85, 1984
 Gordon, J. Daniel '89, 1984, 87, 88
 Gordon, Sherwood F. '48, 1942, 46, 47
 Goree, Devon J. '04, 2000, 01, 02, 04
 Gorham, Frank E. '97, 1894
 Gorham, William J. '17, 1914, 15, 16
 Gorman, Thomas D. '85, 1983
 Gowans, Horace P. '31, 1929
 Gowell, Earle R. '30, 1928, 29
 Gowell, John R. '38, 1937
 Goyins, Alexander K. '06, 2003, 04, 05, 06
 Graham, Benjamin F. Jr. '43, 1942
 Grant, George C. '41, 1938, 39, 40
 Grant, Richard G. '79, 1978, 79
 Gravelle, Stephen L. '69, 1966, 67
 Gray, Lyman S. '29, 1927, 28
 Gray, Michael '94, 1990
 Greeley, Julian F. '18, 1915
 Greeley, Stuart F. '75, 1973, 74
 Greene, Darius '17, 2013, 14, 15, 16
 Greene, John C. '19, 1915, 19
 Greener, Barry D. '71, 1970
 Gribbin, Matthew F. '01, 1997, 98, 99
 Grier, Bryan '08, 2004, 05, 06, 07
 Griffin, Francis J. '69, 1966, 67, 68
 Griffin, Warren '56, 1953, 54, 55
 Grigorakos, Vasilios '18, 2014
 Grove, William M. '55, 1951, 52
 Grover, Archer L. '99, 1898
 Grover, Keith, L. '43, 1941, 42
 Groves, Gary T. '86, 1982, 83, 84, 85
 Gruhn, George H. '25, 1921, 22, 23, 24
 Gsell, Christopher J. '86, 1984, 85
 Guernsey, Edward F. Jr. '55, 1952, 53
 Guions, Fred '94, 1992, 93
 Gulliver, James L. '15, 1911, 12, 13, 14


>>> HHHHHHHHH

Hadley, Alton L. III '63, 1960, 61, 62
 Hadlock, George H. '03, 1899, 00
 Hagopian, Martin '46, 1946
 Haley, Michael H. '65, 1962, 63, 64
 Hall, Alphonso Jr. '95, 1992, 93, 95
 Hall, Amos B. '03, 1999, 00, 01, 02
 Hall, David T. '49, 1947
 Hall, Derrick L. '07, 2003
 Hall, Tayvon '18, 2015, 16
 Hall, Walter J. Jr. '74, 1972, 73
 Hallsey, Harry F. '50, 1948
 Ham, Miles F. '20, 1918, 19
 Ham, Ralph C. '52, 1951
 Hamilton, Percy S. Jr. '52, 1950
 Hamilton, Robert S. '71, 1968, 69, 70
 Hamlin, Joseph H. '38, 1934, 36, 37
 Hamm, Philip W. '09, 1908
 Hammond, Avery C. '11, 1907, 08
 Hammond, Matthew S. '03, 2000, 01, 02, 03
 Hanscom, Alan D. '75, 1973, 74
 Hanson, Dale E. '62, 1959, 60, 61
 Harding, David R. '43, 1941
 Harding, Theodore P. '38, 1935
 Harding, William R. '43, 1941
 Hardy, John, '13, 2012
 Hardy, John A. '16, 2014, 15
 Harlow, Charles W. '65, 1962, 63, 64
 Harlow, Stephen G. '75, 1973, 74
 Harmon, Ralph C. '09, 1908
 Harner, Frederick C. '93, 1990, 91, 92, 93
 Harney, Charles W. '70, 1967
 Harney, Francis L. III '66, 1963, 64, 65
 Harnum, David K. '66, 1963, 64, 65
 Harnum, Donald J. '62, 1959, 60, 61
 Harriman, Leon C. '65, 1963
 Harrington, Joseph L. '40, 1938, 39
 Harris, Derrick '10, 2007, 08, 09
 Harris, James W. '41, 1939, 40

Harris, Liston L. '03, 1899
 Harris, Lorenzo S. III '94, 1990, 91, 92
 Harris, Louis T. '40, 1939
 Harris, Terence D. '02, 1998, 99
 Harris, Troy '09, 2006, 2007, 08, 09
 Harrison, David B. '79, 1976, 77, 78
 Hart, Darius E. '19, 2014, 16
 Hartman, Harry R. '28, 1927
 Harvey, Brian '12, 2008, 09, 11, 12
 Harvey, Leroy H. '01, 1899, 00
 Harvey, Michael A. '00, 1996, 97, 98, 99
 Harvey, Reed D. '23, 1919
 Hastings, Henry S. '73, 1970, 71
 Hatch, Howard A. '00, 1896, 98, 99
 Hawkes, Bryan E. '97, 1994, 95, 96, 97
 Hay, Robert B. '43, 1942
 Hayden, Malcom S. '49, 1948
 Hayes, Chad W. '02, 1998, 99, 00, 01
 Hayes, Gordon S. '32, 1931
 Hayes, James M. '72, 1969, 70, 71
 Hayes, Richard E. '38, 1937
 Hayes, Robert E. '73, 1970, 71, 72
 Haynes, Whitcomb '28, 1927
 Heath, Stanley '97, 1894
 Hebert, Hector A. '30, 1929
 Hebra, Sergio Jr. '88, 1984, 85, 86, 87
 Heidt, Douglas C. '80, 1977, 78, 79
 Henderson, Douglas S. '97, 1996, 97
 Henderson, Jermaine '10, 2007, 09
 Henderson, Leroy W. '48, 1945
 Henry, James A. '05, 2001, 02, 03, 04
 Henry, Kenneth D. '07, 2003, 04, 06
 Herbine, Andrew J. '00, 1999
 Hersey, Thomas M. '34, 1931, 32
 Hersom, James A. '82, 1981, 82
 Hersom, John B. '83, 1979, 80, 81
 Hersom, Lawrence R. '51, 1950
 Hevesy, John J. '94, 1991, 92, 93
 Hewes, Richard D. '50, 1948, 49
 Hewins, Walter C. '52, 1950, 51
 Hews, Charles E. '69, 1968
 Heywood, Heywood H. '96, 1893
 Hicks, Anthony '07, 2004, 05
 Hickson, Paul E. '30, 1928
 Higgins, Clyde E. '36, 1933, 34, 35
 Higgins, David R. III '80, 1977, 78, 79
 Higgins, Harrison P. '09, 1905, 06, 07
 Higgins, Royal G. Jr. '17, 1915
 Hill, Kyle D. '00, 1997, 98
 Hill, Richard L. '34, 1933
 Hiller, Howard B. '17, 1916
 Hilton, William '11, 1910
 Hincks, Maynard A. '32, 1931
 Hinds, James R. '86, 1983, 84, 85
 Hinds, Walter C. Jr. '47, 1947, 48
 Hirst, Walter F. '66, 1963, 64, 65
 Hochadel, Joseph M. '70, 1967, 68, 69
 Hodge, Gerald F. '53, 1950, 51, 52
 Hodges, Michael L. '67, 1965, 66
 Hodgins, Robert L. '09, 1906
 Hodgkins, John E. '84, 1981, 82, 83
 Hodgson, J. Michael '82, 1976, 77, 78
 Holliday, David '92, 1988
 Holyoke, Donald B. '41, 1940
 Honer, Carl N. '35, 1933, 34
 Hood, David 2015, 2011, 12
 Hood, William J. Jr. '78, 1974, 75, 76, 77
 Hook, Joseph '14, 2010, 11, 12, 13
 Horn, Floyd P. '65, 1963, 64
 Horne, Cecil W. '31, 1928, 29, 30
 Hosmer, George L. '12, 1909
 Hostetter, Raymond E. Jr. '57, 1954, 55, 56
 Hough, Scott F. '90, 1986, 87, 88, 89
 Houghton, Arthur C. '11, 1907
 Houle, James '63, 1962
 Howley, Chris '13, 2009, 10, 11, 12
 Hoyt, Chase '16, 2012, 14, 15
 Hoyt, David W. '23, 1922
 Huard, John R. '67, 1964, 65, 66
 Huffman, Joshua '19, 2015, 16
 Hufnagle, Gary M. '86, 1981, 82, 83, 84
 Hughes, Paul M. '85, 1983, 84
 Hume, Zachary C. '18, 2014, 15, 16
 Huntington, Schuyler '18, 2015, 16
 Hunter, W. Calvin III '03, 2000
 Huot, Laurence H. '32, 1930
 Hud, Robert L. '65, 1963, 64
 Hussey, Gorham W. '54, 1951
 Hussey, James M. '81, 1977, 79
 Hussey, Philip R. '12, 1911
 Hussey, Robert S. '38, 1937



Jack Leone



Eric Lewis



Zack Magliaro

McConnell, Robert K. '73, 1970, 71, 72
 McCormack, James M. '90, 1986
 McCormick, Richard '78, 1974, 75, 76, 77
 McCourt, Paul J. L. '58, 1957
 McCoy, Kevin G. '91, 1988, 89, 90, 91
 McCrossan, Patrick '07, 2004, 05, 06, 07
 McCrossan, Ryan '10, 2007, 08, 09
 McCue, Steven M. '82, 1978, 79, 80, 81
 McDermott, Edward J. '50, 1946, 47, 48
 McDonald, Charles E. '68, 1965, 66, 67
 McDonald, George A. '96, 1993, 94, 95, 96
 McDonald, Joseph R. '87, 1984, 85, 86
 McDonald, Maurice '12, 2009, 10, 11, 12
 McGee, Richard J. '54, 1951, 52, 53
 McGeoghan, Philip P. '01, 1998, 99, 00
 McGonagle, John W. '64, 1963
 McGowan, Brandon '05, 2001, 02, 03, 04
 McGrath, John J. '85, 1981, 82, 83, 84
 McGuire, John E. '53, 1950
 McHale, Martin J. '11, 1908, 09
 McIntire, Clarence E. '44, 1941, 42
 McKechnie, Ishmael '23, 1921, 22
 McLaughlin, Brandon '10, 2006, 2007, 08, 09
 McLaughlin, Christopher G. '01, 1999, 00
 McMahan, Kevin N. '06, 2002, 03, 04, 05
 McMillian, Jerron '11, 2008, 09, 10, 11
 McNeill, Devin '10, 2006
 McRae, Lincoln E. IV '95, 1992
 Mealey, Michael D. '74, 1973
 Means, Melbourne F. '33, 1930, 31, 32
 Meczyrow, Jonathan '04, 2001, 02, 03
 Meehan, James L. '46, 1942
 Meehan, Thomas P. '62, 1954
 Mellow, Andrew J. '74, 1971, 72, 73
 Mellow, Michael G. '05, 2001, 02, 03, 04
 Memmo, Paul J. '83, 1980, 81
 Merrifield, Roland E. '57, 1954, 55
 Merrill, Carl H. '66, 1963, 64
 Merrill, Julian H. '24, 1923
 Merrill, Wayne H. '39, 1936, 37
 Merritt, Alan F. '58, 1957
 Merritt, Carleton W. '24, 1921, 22, 23
 Metcalf, Donald C. '10, 1906
 Michael, Jerrold J. '58, 1957
 Mikell, Gregory A. '94, 1991, 92, 93, 94
 Miles, Arthur L. '61, 1958, 59, 60
 Miles, Roger V. '57, 1952, 54, 55
 Miller, Albert J. '48, 1945
 Miner, Henry L. '08, 1905, 06, 07
 Mininni, Hormidas A. '45, 1942
 Miniutti, Firovanti O. '29, 1926, 27
 Miniutti, John J. '37, 1936
 Minor, Paris M. '03, 2000, 01, 02
 Misiaszek, Paul '84, 1983
 Missbrenner, Michael H. '96, 1993, 94, 95
 Mitchell, Charles '19, 2016
 Mochi, Jason '92, 1989
 Moeen, William R. '78, 1977
 Moham, Onyi '05, 2001, 02, 03
 Monohon, P. Jordan '41, 1938, 39
 Moody, Clyde G. '06, 2003
 Moore, Charles D. C. '07, 1904, 05
 Moran, John W. '30, 1928, 29, 30
 Moran, Mike '08, 2004
 Morin, John B. Jr. '80, 1978, 79
 Morey, Robert L. Jr. '43, 1940
 Morrill, George F. '45, 1946
 Morrill, Richard A. '44, 1941, 42
 Morrison, Jon Y. '89, 1987, 88
 Morris, Gloria A. '79, 1976, 77
 Morse, Bruce L. '70, 1969
 Morse, Gerald E. '51, 1948, 50
 Morse, James L. '18, 1917
 Mosher, Arthur L. '62, 1960, 61
 Mottola, Jeffrey A. '93, 1990, 91
 Moulton, Parker N. '17, 1914, 15, 16
 Moulton, Robert H. '48, 1942
 Moulton, Vernon L. '58, 1955, 56, 57
 Moyer, Harrison L. '30, 1928
 Muise, Russell A. '84, 1980, 82, 83
 Mulfur, Edward F. '74, 1973
 Mulligan, Matthew '08, 2006, 2007
 Mulumba Tshimanga, Christophe '17, 2013, 14, 15, 16
 Mulvaney, Arthur D. '22, 1920, 21
 Munn, Bruce S. '55, 1952, 53, 54
 Munroe, Jeffrey J. '81, 1979, 80
 Munzing, Robert F. '75, 1973, 74
 Murch, David C. '63, 1960
 Murdock, Philip J. Jr. '49, 1945, 46, 47
 Murph, Jemal H. '94, 1990, 91, 92, 93
 Murphy, Herbert '94, 1893

Murphy, Robert L. Jr. '78, 1975, 76, 77
 Murray, Patrick L. '86, 1983
 Murray, Paul E. '14, 1912, 13
 Murray, Thomas A. Jr. '47, 1945
 Murray, William S. '21, 1920

>>> NNNNNNNNNN

Naccara, Brent '99, 1996, 97, 98, 99
 Naccara, Steven L. '71, 1968, 69, 70
 Nagem, Michael E. Jr. '56, 1954, 55
 Nani, Ryan '11, 2009, 10, 11
 Nanigan, Moses '28, 1925, 26, 27
 Napolitano, Vernon F. '52, 1951
 Nardone, David M. '84, 1980
 Nash, Douglas '14, 2011, 12
 Nason, Scott E. '89, 1984, 86, 87, 88
 Nasser, Frederick J. '71, 1970
 Navarro, Rocco '06, 2005
 Neal, Frank R. '44, 1941, 42
 Neavling, Charles C. '23, 1919
 Neilson, Andrew C. '80, 1978, 79, 80
 Nelson, Mozai '19, 2015, 16
 Nelson, Niles H. '59, 1956, 57, 58
 Nelson, Walter L. Jr. '67, 1965, 66
 Nenstiel, Peter W. '00, 1997, 98, 99, 00
 Neuss, Matthew T. '99, 1995
 Newhall, Frederick C. '26, 1923, 24, 25
 Nguyen, Thanh V. '97, 1995, 96
 Nice, Coleman M. '55, 1953, 54
 Nichols, Malik R. '02, 1999, 00, 01
 Nickerson, Andrew R. '88, 1986, 87
 Nickerson, Clifton S. '43, 1941
 Nickerson, Norris E. '62, 1960, 61
 Nigro, Paul '83, 1979
 Nixon Jr., Lionel '09, 2005, 06, 07, 08
 Noble, Robert A. '91, 1987, 88, 89, 90
 Nockett, John J. '84, 1980, 81, 82, 84
 Noddin, George A. '29, 1928
 Nolan, Richard T. '66, 1964
 Norris, C. Peter '68, 1965, 66, 67
 Norton, Coleman E. '29, 1927
 Norton, Kenneth J. '77, 1976
 Novick, Stephen T. '54, 1951, 52, 53
 Noyes, Herman F. '94, 1895, 97
 Noyes, Russell K. '51, 1948, 49, 50
 Nute, Warren W. Jr. '44, 1946
 Nutter, Robert W. '44, 1941, 42
 Nwosu, Ivi '05, 2001, 02, 03, 04

>>> OOOOOOOOOO

Oakes, Karl R. '23, 1921
 O'Brian, Philip D. '73, 1971, 72
 O'Brien, Paul M. '77, 1974, 75
 O'Brien, Sean D. '88, 1985, 87
 O'Brien, Arthur B. '18, 1917
 O'Connell, Joseph S. Jr. '69, 1966
 O'Connell, Lawrence J. '34, 1933
 O'Connor, Brian '63, 1962
 O'Connor, Drew D. '98, 1994, 95, 97, 98
 O'Connor, Lateef '98, 1995, 96, 97, 98
 O'Day, Michael J. '76, 1973, 74, 75
 Oddi, Louis F. '50, 1947
 Ofori, Axel '15, 2011, 12, 13, 14
 Ondish, Jeffrey '15, 12, 13, 14
 O'Leary, Bryan D. '87, 1983
 O'Leary, Michael W. '70, 1967, 68
 Oliphant, Jojo H. '00, 1996, 97, 98, 99
 Olson, Randy A. '78, 1976, 77
 Oregon, Alejandro '19, 2016
 O'Rourke, John F. '74, 1971, 72, 73
 Ortiz, Louis A. '85, 1981, 82
 Osgood, Carroll P. '28, 1925, 26, 27
 Oswald, Herman H. '99, 1898
 Osumah, Jared B. '18, 2014, 15, 16
 Ottman, William K. '50, 1946, 47, 50
 Ouellette, Peter P. '82, 1978, 79, 80, 81
 Ouellette, Richard W. '86, 1983, 84, 85
 Owen, Milton H. '36, 1933
 Owens, Montell E. '06, 2002, 03, 04, 05

>>> PPPPPPPPPP

Paganucci, Ricard M. '71, 1970
 Paganucci, Romeo J. '20, 1917
 Page, Arthur S. '00, 1898
 Palmacci, Jed A. '78, 1974, 75, 76, 77
 Palmer, Edward E. '99, 1896, 97, 98
 Palmer, Edward E. Jr. '30, 1928, 29
 Pam, Andre F. '97, 1993, 94, 95, 96
 Paquette, Raymond M. '86, 1983, 84, 85
 Paradis, Paul J. '01, 1998, 99, 00
 Parady, Harold C. '46, 1946, 47

Parady, James E. '84, 1982
 Parady, Kenneth E. '57, 1952, 56
 Paramoure, Reginald '08, 2004, 05, 06, 07
 Parcels, Christopher '08, 2005, 06, 07
 Parcels, Craig '07, 2005
 Park, Todd R. '94, 1991, 92, 93, 94
 Parker, Brendon K. '96, 1993
 Parker, Carl L. '73, 1970, 71, 72
 Parker, Corey P. '92, 1989, 90, 91, 92
 Parker, Edward A. '04, 1901, 02, 03
 Parker, William E. '12, 1908, 09, 10, 11
 Parsons, Philip S. '34, 1931, 32, 33
 Parsons, Shirley R. '37, 1936
 Pascal, Patrick '15, 2012, 13, 14
 Pasquill, William A. Jr. '68, 1965, 66, 67
 Patterson, Manny '20, 2016
 Patterson, Tyler '14, 2010, 11, 12, 13
 Patrick, Thomas K. '62, 1960, 61
 Patrinellis, Charles S. '39, 1938
 Pau, Patrick '05, 2001, 02, 03, 04
 Paul, Christopher A. '79, 1975, 76
 Paul, David J. '73, 1970, 71, 72
 Pauleus, Robert '92, 1989, 90, 91, 92
 Paven, William G. '86, 1983, 84
 Pavuk, Stanley M. '93, 1989
 Payne, Donald L. '83, 1981
 Peabody, Herbert S. '40, 1938, 39
 Peakes, Harry W. '28, 1925, 26, 27
 Pearce, Charles A. '98, 1895, 96
 Pearson, Jerron '09, 2005, 06, 07, 08
 Pease, Alan C. '52, 1950
 Peck, Luther '02, 1901
 Pedersen, James '04, 2001, 02
 Pela, Ufuoma A. '01, 1998, 99, 00
 Pelkey, Stuart J. '87, 1984, 85, 86
 Pellerin, Matthew '14, 2012
 Pendleton, Gordon R. '52, 1949, 50, 51
 Pendleton, Paul A. '67, 1965, 66
 Penna, Nicholas A. '88, 1985, 86, 87, 88
 Peppard, Joshua T. '71, 1967
 Pereira, Christian A. '05, 2001, 02, 03, 04
 Perkins, DeForest H. '00, 1898
 Perkins, Gerald R. '67, 1965, 66
 Perkins, William G. '65, 1962, 63, 64
 Perry, Ronald C. '54, 1951, 52, 53
 Peters, Bradley K. '81, 1980
 Peters, Laurence A. '92, 1989
 Peterson, Alan G. '84, 1980, 81, 82, 83
 Peterson, Henry A. '17, 1914, 15, 16
 Pettaway, Claude Jr. '91, 1987, 88, 89, 90
 Petteway, Wesley J. '00, 1996, 97, 98, 99
 Pettingall, Mark A. '88, 1987
 Perillo, Justin '14, 2010, 11, 12, 13
 Peucker, Christopher C. '87, 1984, 85, 86
 Phanor, Kevin '11, 2008, 09, 10, 11
 Phelan, Paul J. '85, 1981, 82, 83, 84
 Philbrook, Earle W. '07, 1906
 Pickering, Clayton '84, 1983
 Pickett, Robert A. '59, 1957, 58
 Pierce, Paul E. '82, 1979
 Pierce, Richard M. '43, 1940, 41
 Pierpont, David W. '75, 1972
 Pierre, Manzi '09, 2006, 2007
 Pierre, Vladimir G. '00, 1998
 Pike, Julius '33, 1930, 31, 32
 Pike, Thomas J. '54, 1952, 53
 Pinault, Roland A. II '92, 1988
 Pinkham, Kenneth E. '60, 1958
 Piper, Jon R. '70, 1967, 68
 Pirruccello, Jonathan '09, 2005, 06, 07, 08
 Planz, Curt J. '92, 1989, 90, 91
 Platter, George J. '68, 1965, 66, 67
 Plavin, Leonard N. '48, 1945
 Plimpton, Robert H. '38, 1935
 Pluta, Frank J. Jr. '55, 1952, 53, 54
 Pocius, Peter P. Jr. '53, 1949, 50, 51
 Point-Dujour, Jean '18, 2015
 Poirier, Peter D. '96, 1993, 94, 95, 96
 Pollock, Thomas E. '42, 1940, 41
 Ponto, Steven R. '92, 1988
 Pooler, Paul J. '70, 1968, 69
 Porter, Lucas R. '98, 1996, 97
 Porter, Michael R. '72, 1970, 71, 72
 Porter, Ralph '48, 1945
 Pottle, Richard H. '60, 1957, 58, 59
 Potvin, William '73, 1972
 Pourby, John S. '94, 1992, 93
 Powell, Harold N. '29, 1927
 Power, Percy A. '20, 1917
 Pranckevicius, John P. '90, 1988, 89, 90
 Pratt, Charles O. '10, 1909



Letterwinners

Pratt, George L. '69, 1968
 Pratt, John H. '40, 1937, 38
 Pratt, Jonathan J. '86, 1985
 Prentiss, John W. '78, 1974
 Presnell, Donald F. '44, 1941, 42, 46
 Price, Jonathan D. '73, 1971, 1972
 Prior, Richard D. '75, 1972, 73, 74
 Proctor, M. Dewing '37, 1934, 35, 36
 Provencier, Robert '57, 1954, 55, 56
 Pruett, Joseph A. '51, 1948
 Puchalski, Ronald J. '73, 1970, 71, 72
 Puffer, Charles L. '03, 1899
 Pullen, Richard J. '79, 1978, 79
 Purington, Clinton E. '16, 1913, 14, 15
 Purington, Lawrence G. '23, 1919

>>> QQQQQQQQQ
 Quackenbush, Ernest L. '69, 1966, 67, 68
 Queener, Jacob '09, 2006
 Quezada, Joan '06, 2002, 03, 04, 05
 Quigley, Richard '39, 1937, 38
 Quilla, Garth R. '69, 1966
 Quinn, Brian P. '06, 2002, 03, 04, 05
 Quinn, John T. '22, 1919
 Quinn, Robert M. '56, 1952
 Quint, Raymon A. '07, 1904, 05, 06

>>> RRRRRRRRR
 Rackliffe, Clinton N. '02, 1900, 01
 Radulski, Stephen J. '05, 2002, 03, 04, 05
 Ramsdell, Dean C. '84, 1981, 82, 83
 Rand, David M. '58, 1956, 57
 Randall, Desmond '10, 2006, 07, 09
 Randall, James M. '59, 1952
 Rasmussen, Thomas D. '81, 1977, 79, 80
 Rawcliffe, Rudy J. '77, 1974, 75, 76
 Ray, Ryan F. '96, 1994, 95, 96
 Ray, Vinton R. '10, 1905, 06, 08, 09
 Reagan, Chris '2012, 2010, 11
 Reardon, Jeremiah T. '19, 1914, 15, 16
 Rebholtz, David G. '84, 1980
 Reddington, John '18, 2015, 16
 Reed, Earle D. '39, 1938
 Reed, Frank R. Jr. '06, 1902, 03, 04, 05
 Reed, Jaleel B. '18, 2014, 15, 16
 Reed, Kenneth E. Jr. '45, 1944
 Reed, Richard E. '78, 1973, 75, 76
 Reed, Thomas F. '36, 1935
 Reese, Samuel H. '35, 1932, 33, 34
 Regulski, Peter A. '90, 1987, 88
 Reid, James T. '73, 1970, 71, 72
 Reidman, Edward A. '62, 1959, 60, 61
 Reidman, Ernest J. '38, 1935, 36, 37
 Reidman, Patrick E. '64, 1962, 63
 Reilly, Daniel F. '88, 1984, 85
 Reilly, Richard Y. '51, 1947, 48
 Reinebold, Jeffrey D. '80, 1977, 79, 80
 Reitz, John A. '41, 1938, 39, 41
 Repscha, Albert H. '25, 1923, 24
 Reuss, Sean '17, 2013, 14, 15
 Reynolds, Craig P. '84, 1978, 79, 81, 82
 Rhodes, John J. Jr. '72, 1969, 70
 Ricard, Patrick '17, 2013, 14, 15, 16
 Ricci, Carol J. '76, 1973
 Rice, James L. '97, 1993, 94, 95
 Rice, Richard L. '34, 1932
 Rice, Robert '63, 1960
 Rich, Albert D. '98, 1994, 95, 97, 98
 Richards, Laurence D. '68, 1967
 Richardson, Harrison L. '52, 1950, 51, 52
 Richardson, Mark R. '70, 1967, 68, 69
 Richardson, Peter J. '03, 1999, 01, 02, 03
 Ricker, William J. '05, 1903
 Rideout, Raymond M. '50, 1947
 Rilatt, David T. '96, 1993, 94, 95, 96
 Riley, Alan H. '66, 1963, 64, 65
 Riley, Walter E. '32, 1929, 30, 31
 Rioux, Laurent J. '71, 1969
 Riviere, William A. '65, 1963, 64
 Roach, Erwin '14, 2010, 11, 12, 13
 Roak, William J. '05, 2002, 03
 Robards, David '80, 1978
 Robbins, Charles A. '00, 1898
 Robbins, Winston C. '34, 1931
 Roberts, John '63, 1961, 62
 Roberts, Justin '06, 2004, 05, 06
 Roberts, Malcolm W. '40, 1939
 Roberts, Michael L. '78, 1975, 76, 77
 Robertshaw, Gilbert T. '33, 1931, 32
 Robertson, Robert A. '63, 1961, 62
 Robinson, Agean E. '05, 2001, 02, 03, 04


Robinson, Edward A. '43, 1941, 42
 Robinson, Joseph '95, 1992, 93, 94, 95
 Roche, Brian M. '91, 1989, 90, 91
 Rockhill, Steven L. '79, 1976
 Roderick, Burleigh H. '37, 1934, 35, 36
 Rogers, Chad E. '99, 1997, 98, 99
 Rogers, Lore A. '96, 1893, 94, 95
 Rogers, Philip N. '38, 1937
 Rogers, Thomas J. Jr. '91, 1987, 88, 89, 90
 Rogerson, Ronald A. '66, 1964
 Rollins, Donald L. '36, 1933, 34
 Romansky, Monroe J. '33, 1930, 31, 32
 Root, Steven P. '86, 1984, 85, 86
 Rosebush, Richard L. '76, 1973
 Ross, Wayne H. '58, 1957
 Roth, Steven K. '89, 1985, 86, 88, 89
 Rounds, Albert P. '07, 1906
 Roy, Lionel E. '51, 1948, 49
 Royal, John W. '51, 1948, 49, 50
 Royer, Alfred D. '76, 1973, 74, 75
 Rudman, Maurice A. '18, 1914
 Ruffner, Charles W. '15, 1912, 13, 14, 15
 Rumazza, O. Lawrence '32, 1931
 Rumelhart, Joel R. '97, 1994, 95, 96
 Runnells, Derek '08, 2005, 06
 Russell, David P. '76, 1973, 74
 Russell, James L. '42, 1940
 Russell, Mark D. '73, 1970, 71
 Russell, Troy '13, 2009, 10, 11, 12

>>> SSSSSSSSS
 Saleeby, Jan E. '56, 1954, 55
 Salisbury, Charles V. '50, 1948
 Salisbury, Gifford R. Jr. '97, 1996, 97, 98
 Salmon, Jeremy '16, 2013, 14, 15, 16
 Salomon, Rodney '09, 2005
 Salter, Stephen J. '79, 1977, 78
 Samuels, Randy '16, 2012, 13, 14, 15
 Sanzaro, David A. '85, 1981, 82, 83
 Saulnier, Peter S. '91, 1990, 91
 Savage, Hoyt B. '25, 1922, 24
 Savage, Julie '91, 1990
 Sawyer, Allen F. '14, 1909, 11, 12, 13
 Sawyer, Charles J. '98, 1895, 96, 97
 Sawyer, David C. '67, 1964, 65, 66
 Sawyer, James H. '04, 1900, 01, 02, 03
 Sawyer, Raymond D. '64, 1961, 62, 63
 Sawyer, Roger H. '64, 1961
 Sawyer, Walter F. III '58, 1956, 57
 Schaefer, Galvert '16, 2015
 Schmidlin, John R. '49, 1947, 48
 Schoeck, William M. '00, 1997, 98, 99
 Scontras, Christopher P. '79, 1978
 Scontras, Dean '92, 1989
 Scott, Brian S. '00, 1996, 97, 98, 99
 Scott, DeAndre '18, 2016
 Scribner, Dale F. '69, 1966, 67
 Searles, Stanwood R. '34, 1933
 Seavey, Haller D. '98, 1895
 Sebastiani Jr., Luigi '10, 2006
 Secino, David J. '78, 1974, 75, 76, 77
 Serdy, Jake '09, 2005, 2007
 Serena, Albert '09, 2007, 08, 09
 Sergeant, Nathan S. '02, 1998
 Serota, Jacob '41, 1940
 Session, Derek '11, 2008, 09, 10, 11
 Severson, Daniel J. '64, 1961, 62, 63
 Sezak, Samuel '31, 1930
 Shafto, Dennis P. '80, 1978, 79
 Shannon, Thomas R. Jr. '38, 1937
 Shaw, Heidi J. '78, 1976
 Shaw, Mark W. '92, 1989, 90, 91, 92
 Shaw, Richard A. '65, 1962
 Shaw, Robert J. '95, 1992, 93, 94
 Shaw, Walter J. '05, 1903
 Shea, Steve '11, 2008, 09, 10, 11
 Sheehan, Patrick J. '98, 1997, 98
 Sheffield, Sterling '19, 2015, 16
 Shell, Marcus '08, 2004
 Shepard, Steven D. '01, 1998, 99, 00
 Shepard, Thomas D. '13, 1910, 11, 12
 Sherry, Edward C. '38, 1937
 Sherry, Edward C. Jr. '65, 1962, 63, 64
 Sherry, John P. '68, 1964, 66, 67
 Shields, Donald V. '56, 1955
 Shimmin, Edward B. '58, 1957
 Shipley, Sam '13, 2011, 12
 Shulman, Scott E. '77, 1973, 74, 75, 76
 Shute, Harry D. '41, 1937, 38
 Shutt, James J. Jr. '86, 1981, 82, 83, 84
 Sidelinger, Dana P. '36, 1933, 34, 35


Silva, Marquise D. '03, 1999, 00
 Simmons, Harry M. '62, 1960, 61
 Simon, Joseph C. '27, 1924, 25, 26
 Simonovich, Jason '18, 2015, 16
 Simpson, John H. '62, 1959, 60
 Sims, James M. '32, 1929, 30, 31
 Sirmans, Benjamin F. '93, 1988, 89, 90, 92
 Sisay, Momodou L. '01, 1998, 99, 00
 Siviski, Michael E. '69, 1968
 Skronski, Donald A. '73, 1972
 Slane, Matthew J. '84, 1978, 79, 80, 81
 Smaha, Albert H. '45, 1942
 Smaha, Jeffrey J. '78, 1975, 76, 77
 Small, George H. '21, 1919
 Small, Henry D. '24, 1920, 21, 22, 23
 Small, John H. '56, 1953, 54, 55
 Small, Parker W. '42, 1940, 41
 Small, Richard G. '50, 1948
 Smart, Ernest A. '55, 1952, 53, 54
 Smiley, Leon W. '12, 1911
 Smith, Antoine B. '00, 1997, 98, 99
 Smith, Carl T. '92, 1988, 89, 90, 91
 Smith, David E. '55, 1953, 54
 Smith, David W. '77, 1974, 75
 Smith, Ernest J. '65, 1962, 63, 64
 Smith, Francis W. Jr. '38, 1935, 36, 37
 Smith, George W. '23, 1919
 Smith, Harlan R. '50, 1948
 Smith, Harry M. '93, 1892
 Smith, Herman B. '09, 1905, 06
 Smith, James J. '42, 1940
 Smith, Louis '38, 1937
 Smith, Michael J. '98, 1995, 96, 97
 Smith, Michael T. '91, 1987, 88, 89, 90
 Smith, Montelle C. '12, 1911
 Smith, Norman '11, 2008
 Smith, Paul D. '67, 1963, 65, 66
 Smith, Peter F. '83, 1981, 82
 Smith, Randolph C. '03, 2000
 Smith, Raymond A. '32, 1929, 30, 31
 Smith, Raymond J. '21, 1919, 20
 Smith, Richard T. '84, 1983
 Smith, Roger W. '37, 1934, 35
 Smith, Warren '11, 2009, 10, 11
 Smith, William B. '53, 1950, 51
 Sokel, Sheldon '50, 1945
 Soldati, Andrew G. '77, 1974, 75, 76
 Soler, Donald P. '64, 1962, 63
 Soloman, George S. '71, 1970
 Soper, Edward H. '57, 1955, 56
 Soper, James F. '59, 1957, 58
 Soucy, Paul W. '71, 1969, 70, 71
 Soule, Philip H. '64, 1961, 62, 63
 Sparrow, Rodney B. '71, 1970
 Sparrow, Theodore R. '54, 1951
 Spearin, Josh '13, 2009, 10, 11, 12
 Spearin, Matt '12, 2009
 Speed, Gregory A. '77, 1976
 Speirs, Garrett D. Jr. '45, 1946
 Speirs, James E. '18, 1914, 16
 Spence, Robert '62, 1959, 60
 Spence, Scott D. '94, 1989
 Spencer, Francis N. '74, 1971, 72, 73
 Spina, Samuel M. '86, 1983, 85
 Sprague, James B. Jr. '45, 1942
 Springer, Ronald K. '93, 1990, 91, 92
 Sproul, Alton L. Jr. '49, 1947, 48
 Squires, Frank E. '44, 1941, 42
 Squires, John E. Jr. '74, 1972, 73
 Squires, Kenneth '94, 1990, 91, 92, 93
 Stafford, Ako D. '94, 1991, 92, 93, 94
 Stafford, Bruce A. '69, 1966, 67
 Stahl, Jack L. '42, 1940
 Stallone, Richard '04, 2000
 Stanton, Edward F. '26, 1924, 25
 Stanzilis, Peter Jr. '64, 1961, 62
 Stearns, Robert S. '20, 1917
 Stearns, Roger A. '41, 1938, 39, 40
 Stephenson, Shawn A. '96, 1993, 96
 Sterling, Roan '97, 1994
 Sterling, Robert N. '88, 1986, 87
 Stetson, Mark N. '05, 2001, 02
 Stevens, Andrew '19, 2015, 16
 Stevens, Donald M. '53, 1951, 52
 Stevens, Fred O. '06, 1905
 Stevens, Jordan '10, 2006, 07, 08, 09
 Stevens, Rickey '14, 2012, 13
 Stevenson, Sean '16, 2012
 Stewart, Clyde W. '19, 1916, 19
 Stinson, Stephen L. '96, 1992, 93, 94, 95
 Stockwell, Ira W. Jr. '60, 1960



Jermaine Walker



Justin Strzelczyk




Drew O'Connor



Christian Pereira



Pete Richardson



Ben Sirmans

Stolt, Robert J. '66, 1965
 Stone, Daren O. '07, 2003, 04, 05, 06
 Stone, Robert D. '50, 1948
 Stone, William E. '07, 1905
 Stratton, Richard E. '43, 1942
 Streeter, Donald '62, 1959, 60
 Stroud, Ryan '16, 2012
 Strzelczyk, Justin C. '90, 1986, 87, 88, 89
 Strout, A. Everett '22, 1921
 Strout, Philip S. '11, 1910
 Sturgeon, Eugene F. '52, 1949, 50, 51
 Sturgis, Edwin A. '98, 1895, 96, 97
 Sullivan, Daniel B. '71, 1968, 69, 70
 Sullivan, James V. '51, 1950
 Sullivan, Raymond J. Jr. '84, 1979, 80, 81, 82
 Sullivan, Robert L. '61, 1958, 59
 Sullivan, Thomas F. '81, 1977, 78, 79
 Sundquist, Paul M. '80, 1975
 Supp, Michael '18, 2015, 16
 Suydam, Ryck A. '83, 1978, 79, 80, 81
 Svolto, Ernest '02, 1998, 99, 00, 01
 Swadel, William '72, 1969, 70, 71
 Swick, Eric C. '03, 2002
 Swift, Porter L. '07, 1995, 06
 Swindells, Steven J. '72, 1971
 Swinson, Matthew W. '90, 1987, 88, 89, 90
 Sylvester, Arthur C. '27, 1925, 26
 Szaniawski, Edward W. '39, 1938
 Szejewski, Justin F. '03, 2000
 Szydowski, Anthony E. '92, 1990, 91, 92

>> TTTTTTTT

Talbot, Richard F. '07, 1904, 05, 06
 Talkpa, Wellington '09, 2005, 07, 08
 Lamm, Richard C. '50, 1948
 Tarazewich, Frank '63, 1960
 Tarazewich, William '58, 1955, 56, 57
 Tarbox, Dakota D. '18, 2014, 15, 16
 Tardiff, Joseph S. '62, 1961
 Tardiff, Norman G. Jr. '67, 1964, 65, 66
 Tarr, Kevin M. '83, 1983
 Tatro, Cody M. '99, 1995, 96, 97, 98
 Tatupu, Mosiula M. '05, 2001
 Tautkus, Gerard B. '80, 1974, 75, 76
 Taylor, Alex G. '04, 1900, 01, 02, 03
 Taylor, Larry A. '67, 1964
 Taylor, Philip H. '24, 1922, 23
 Taylor, Shawn E. '99, 1995, 96, 97, 98
 Teevens, Scott O. '85, 1980, 81
 Tennett, John J. Jr. '98, 1995, 96, 97
 Terrell, Jason C. '94, 1990, 91
 Terry, Aaron E. '96, 1994, 95
 Tessari, Victor P. '74, 1973
 Thatcher, Henry D. T. '05, 1903, 04
 Theborge, Jerrod '96, 1992, 93, 94, 95
 Theobald, Lancelot E. Jr. '87, 1983, 84, 85
 Theriault, John P. '59, 1956, 57, 58
 Thibeau, Craig N. '92, 1988, 89, 90, 91
 Thibodeau, Charles A. '58, 1956, 57
 Thiboutot, Peter A. '81, 1977, 78, 79, 80
 Thomas, Albert H. '49, 1947
 Thomas, Daniel F. '23, 1922
 Thomas, Michael J. '96, 1993, 94, 95
 Thomas, Richard E. '39, 1938
 Thomas, William B. '02, 1898
 Thombs, Raymond P. '82, 1979, 80, 81
 Thompson, Peter S. '57, 1954
 Thompson, Travis J. '95, 1992, 93, 94
 Thorburn, Gordon '53, 1950, 51, 52
 Tibbetts, Paul E. '52, 1950
 Tinker, Herbert D. '20, 1920
 Tippings, Charles H. '14, 1912, 13
 Tobin, Matthew W. '93, 1991, 92
 Todd, Richard B. '72, 1969, 70, 71
 Topliff, Jeffrey J. '86, 1985
 Toriola, David '13, 2012
 Torrisi, Thomas '82, 1979
 Totman, Clayton O. '35, 1933, 34
 Towle, Charles E. '35, 1934
 Towse, Arthur R. '03, 1900, 01, 02
 Tozier, Rodney C. '91, 1988, 89, 90
 Tracy, Hubert '31, 1929, 30
 Trafton, Anthony R. '80, 1977, 78
 Trask, Herbert I. '32, 1931
 Trask, Stanford I. '50, 1948, 49
 Trefethen, Joseph V. '89, 1985, 86, 87, 88
 Treister, Chris '11, 2008, 09, 10, 11
 Trenholm, Steven S. '77, 1975, 76
 Trincia, Vincent R. '59, 1958
 Tscalotos, Peter '48, 1947
 Tubbs, Robert C. '95, 1991, 93, 94

Turcotte, Jared '11, 2008, 09
 Turgeon, Christopher M. '91, 1989
 Turmelle, Alan R. '69, 1966
 Turmelle, Edgar G. '50, 1948, 49
 Turner, Herbert A. '25, 1924
 Tursky, John M. '81, 1978, 79, 80

>> UUUUUUUUU

Uhrin, Michael 2001 (mgr.)
 Upson, Daniel '16, 2013, 14
 Unterstein, Richard J. '76, 1973, 74, 75
 Urann, Marcus L. '97, 1893

>> VVVVVVVVV

Vail, Eugene L. '30, 1928, 29
 Vance, Norman J. '70, 1967, 68, 69
 Vance, Steven R. '75, 1973, 74
 Vanidestine, Joe '06, 2004, 05, 06
 Varney, Lewis B. '34, 1933
 Vassalle, Stanley P. '71, 1968, 69, 70
 Vasser, Thomas L. '61, 1959, 60
 Veliska, Samuel W. '00, 1996
 Venditto, Scott J. '89, 1986, 87, 88
 Venechanos, Theodore '82, 1978, 80, 81, 82
 Vermette, Steven R. '81, 1977, 78, 79, 80
 Verrill, Thomas D. '39, 1938
 Versailles, Mary L. '81, 1977
 Vicens, Brandon '19, 2016
 Vickery, Earle N. '08, 1906
 Victor, Milton P. '51, 1949, 50
 Violette, Harold O. '60, 1957, 58, 59
 Violette, Steven J. '88, 1985, 86, 87
 Voliva, Matt '09, 2005

>> WWWWWWWWWW

Waite, Summer '11, 1910
 Walch, Dennis A. '70, 1967, 68, 69
 Walcott, Antonio '11, 2007
 Walker, Jermaine J. '06, 2002, 03, 04, 05
 Walker, Malik '16, 2012
 Walker, Terrel '14, 2010, 11, 12, 13
 Walker, Vernon S. Jr. '66, 1964, 65
 Wallace, John C. '13, 1912
 Wallace, Robert L. '54, 1952
 Waller, Ronald I. '05, 2002, 03, 04, 05
 Waller, Ryan S. '05, 2002, 03, 04, 05
 Walsh, Connor '19, 2015, 16
 Walsh, James R. '72, 1970, 71, 72
 Walsh, Matthew J. '84, 1981, 82, 83
 Walsh, Michael P. '84, 1985, 86
 Walton, Marcus '05, 2001, 02, 03, 04
 Ward, Lowell E. '43, 1940, 41
 Ward, Philip R. '51, 1948
 Wardwell, John W. '77, 1973, 74, 75, 76
 Ware, Marc C. '89, 1985
 Wark, William L. '15, 1913, 14
 Warren, Christopher '09, 2005
 Warren, Thomas G. '79, 1976, 77, 78
 Wasilewski, Marcus '14, 12, 13
 Wasgatt, Asa V. '30, 1929
 Wasgatt, Rowland J. '63, 1960, 61
 Wasson, Sean '09, 2005, 06, 07, 08
 Waterman, Donald M. '53, 1952
 Waterman, Robert C. '81, 1978, 79, 80
 Waterman, Robert D. '49, 1948
 Watkins, Grant P. '69, 1966, 67, 68
 Watson, Joshua '05, 2001, 02
 Watson, Mark N. '73, 1970, 71, 72
 Watson, Richard D. '50, 1948
 Waxman, Jordan '12, 2008, 09, 10, 11
 Weatherbee, Edward A. '29, 1926
 Webber, Fred G. '04, 1901
 Webber, Mortimer A. '98, 1896, 97
 Webber, Robert C. '60, 1959
 Webster, Charles S. '98, 1896, 97
 Webster, Daniel '27, 1926
 Webster, Walter E. III '68, 1964
 Weed, Jonathan L. '83, 1977, 78, 79
 Wehrman, George F. '67, 1964
 Wehrman, George R. '94, 1991, 92, 93
 Weiler, Peter B. '80, 1976
 Weiner, Samuel '26, 1922
 Welch, Edward F. III '77, 1975
 Welch, John E. '60, 1957, 58, 59
 Wesko, Michael J. '79, 1977, 78
 Weymouth, Arthur P. '06, 1904, 05
 Weymouth, Frank E. '96, 1893
 Wezel, Benedict '16, 2012, 14, 15
 Whalen, James G. '75, 1972, 73
 Wheeler, Manchester N. Jr. '62, 1959, 60, 61
 Whetstone, Lamir '09, 2005, 06, 07, 08

Whitcomb, Ronald L. '06, 2003, 04, 05, 06
 White, Donald E. '68, 1965, 66, 67
 White, Harold C. '15, 1914
 White, Harry A. '09, 1907, 08
 White, Harvey A. '97, 1894, 95
 White, John P. '67, 1965, 66
 White, Philip R. Jr. '50, 1948, 49
 White, Randall P. '61, 1958, 59
 White, Robert H. '71, 1968
 White, Walter A. '35, 1932
 White, Walter C. '20, 1916
 Whitney, Clarence A. '14, 1910
 Whitney, Jeffrey S. '01, 1999, 00
 Whytock, Robert D. '52, 1949, 50, 51
 Wiggin, Davis E. '54, 1951, 52, 53
 Wight, James H. '02, 1898
 Wight, John C. '33, 1932
 Wilcox, George W. '68, 1967
 Wilder, Robert S. '88, 1984, 85, 86, 87
 Willard, Keith B. '62, 1961
 Willey, Gordon A. '94, 1990, 91, 92
 Williams, Arthur '15, 2011, 12, 13, 14
 Williams, Brian T. '03, 2000, 01
 Williams, George S. Jr. '37, 1935, 36
 Williams, Keien '08, 2004
 Williams, Landis '10, 2006, 07, 08, 09
 Williams, Marcus '05, 2001, 02, 03, 04
 Williams, Robert A. '97, 1993
 Williams, Steven A. '06, 2003, 04, 06
 Williams, Zaire '18, 2016
 Williamson, Garret '13, 2009, 10, 11, 12
 Williamson, E. Jamal '91, 1987, 88, 89, 90
 Williamson, G. Todd '97, 1993, 94, 95, 96
 Wilmot, A. Dwayne '01, 1997, 98, 99, 00
 Wilson, John F. '33, 1930, 31, 32
 Wilson, Matthew '15, 2011, 12, 13, 14
 Wilson, Nicholas '04, 2001
 Wilson, Kayshawn '19, 2016
 Wing, Alan F. '50, 1946, 47, 48, 49
 Wing, David E. '70, 1967, 68, 69
 Wingate, Charles F. '69, 1966, 67
 Winograd, Richard M. '76, 1973, 74, 75
 Winslow, Glen H. '72, 1972
 Winters, Jeffrey J. '79, 1976
 Wolfgram, John C. '70, 1967, 68, 69
 Wood, Alphonso '05, 1902, 03
 Wood, Jeffrey C. '78, 1975
 Wood, Ralph E. '56, 1955
 Wood, Raymond S. Jr. '90, 1986, 87, 88
 Wood, Spencer '12, 2009
 Wood, Stephen E. '81, 1975, 76, 77, 78
 Woodstock, Paul V. '88, 1986, 87
 Woodsom, Kenneth Y. '55, 1952, 53, 54
 Work, Winslow A. '45, 1942
 Wormel, Ralph G. '01, 1896, 97, 98, 99, 00
 Wormuth, John '08, 2004, 05, 06, 07
 Worthing, Gary W. '73, 1971, 72
 Worthley, Leon R. '64, 1963
 Wright, A. Rameek '98, 1994, 96, 97
 Wright, Harold W. '10, 1909
 Wright, Micah J. '19, 2015, 16

► YYYYYYYYYY

Yanush, Charles A. '69, 1966, 67
 Young, Kenneth H. '29, 1927, 28
 Young, Newman H. '21, 1917, 20, 21
 Young, Patrick R. '91, 1987

► ZZZZZZZZZZ

Zakarian, Lavon '30, 1927, 28, 29
 Zand, Nelson S. '61, 1958, 59
 Zimmerman, David M. '48, 1947
 Zinno, John J. Jr. '72, 1969
 Zollo, John P. Jr. '49, 1946, 47, 48
 Zuch, Charles Z. '70, 1967, 68
 Zurinkas, Robert J. '95, 1990, 91, 93, 94
 Zych, Aaron M. '00, 1997
 Zyskowski, Michael A. '04, 2001, 02, 03
 Zysman, Dale '25, 1924