



Middlesex University Research Repository

An open access repository of
Middlesex University research

Pavlović, Tomislav, Azevedo, Flavio, De, Koustav, Riaño-Moreno, Julián C., Maglić, Marina, Gkinopoulos, Theofilos, Donnelly-Kehoe, Patricio Andreas, Payán-Gómez, César, Huang, Guanxiong, Kantorowicz, Jaroslaw, Birtel, Michèle D., Schönegger, Philipp, Capraro, Valerio ORCID logo ORCID: <https://orcid.org/0000-0002-0579-0166>, Santamaría-García, Hernando, Yucel, Meltem, Ibanez, Agustin, Rathje, Steve, Wetter, Erik, Stanojević, Dragan, van Prooijen, Jan-Willem, Hesse, Eugenia, Elbaek, Christian T., Franc, Renata, Pavlović, Zoran, Mitkidis, Panagiotis, Cichocka, Aleksandra, Gelfand, Michele, Alfano, Mark, Ross, Robert M., Sjøstad, Hallgeir, Nežlek, John B., Cislak, Aleksandra, Lockwood, Patricia, Abts, Koen, Agadullina, Elena, Amodio, David M., Apps, Matthew A. J., Aruta, John Jamir Benzon, Besharati, Sahba, Bor, Alexander, Choma, Becky, Cunningham, William, Ejaz, Waqas, Farmer, Harry, Findor, Andrej, GJoneska, Biljana, Gualda, Estrella, Huynh, Toan L. D., Imran, Mostak Ahamed, Israelashvili, Jacob, Kantorowicz-Reznichenko, Elena, Krouwel, André, Kutiyski, Yordan, Laakasuo, Michael, Lamm, Claus, Levy, Jonathan, Leygue, Caroline, Lin, Ming-Jen, Mansoor, Mohammad Sabbir, Marie, Antoine, Mayiwar, Lewend, Mazepus, Honorata, McHugh, Cillian, Olsson, Andreas, Otterbring, Tobias, Packer, Dominic, Palomäki, Jussi, Perry, Anat, Petersen, Michael Bang, Puthillam, Arathy, Rothmund, Tobias, Schmid, Petra C., Stadelmann, David, Stoica, Augustin, Stoyanov, Drozdostoy, Stoyanova, Kristina, Tewari, Shruti, Todosijević, Bojan, Torgler, Benno, Tsakiris, Manos, Tung, Hans H., Umbre, Radu Gabriel, Vanags, Edmunds, Vlasceanu, Madalina, Vonasch, Andrew J., Zhang, Yucheng, Abad, Mohcine, Adler, Eli, Mdarhri, Hamza Alaoui, Antazo, Benedict, Ay, F. Ceren, Ba, Mouhamadou El Hady, Barbosa, Sergio, Bastian, Brock, Berg, Anton, Białek, Michał, Bilancini, Ennio, Bogatyreva, Natalia, Boncinelli, Leonardo, Booth, Jonathan E., Borau, Sylvie, Buchel, Ondrej, de Carvalho, Chrissie Ferreira, Celadin, Tatiana, Cerami, Chiara, Chalise, Hom Nath, Cheng, Xiaojun, Cian, Luca, Cockcroft, Kate, Conway, Jane, Córdoba-Delgado, Mateo A., Crespi, Chiara, Crouzevialle, Marie, Cutler, Jo, Cypryńska, Marzena, Dabrowska, Justyna, Davis, Victoria H., Minda, John Paul, Dayley, Pamala N., Delouvé, Sylvain, Denkovski, Ognjan, Dezechache, Guillaume, Dhaliwal, Nathan A., Diato, Alelie, Paolo, Roberto Di, Dulleck, Uwe, Ekmanis, Jnis, Etienne, Tom W., Farhana, Hapsa Hossain, Farkhari, Fahima, Fidanovski, Kristijan, Flew, Terry, Fraser, Shona, Frempong, Raymond Boadi, Fugelsang, Jonathan, Gale, Jessica, García-Navarro, E Begoña, Garlandinne, Prasad, Gray, Kurt, Griffin, Siobhán M., Gronfeldt, Bjarki, Gruber, June, Halperin, Eran, Herzon, Volo, Hruška, Matej, Hudecek, Matthias F. C., Isler, Ozan, Jangard, Simon, Jørgensen, Frederik, Keudel, Oleksandra, Koppel, Lina, Koverola, Mika, Kunnari, Anton, Leota, Josh, Lermer, Eva, Li, Chunyun, Longoni, Chiara, McCashin, Darragh, Mikloušić, Igor, Molina-Paredes, Juliana, Monroy-Fonseca, César, Morales-Marente, Elena, Moreau, David, Muda, Rafał, Myer, Annalisa, Nash, Kyle, Nitschke, Jonas P., Nurse, Matthew S., de Mello, Victoria Oldemburgo, Palacios-Galvez, M. Soledad, Palomäki, Jussi, Pan, Yafeng, Papp, Zsófia, Pärnamets, Philip, Paruzel-Czachura, Mariola, Perander, Silva, Pitman, Michael, Raza, Ali, Rêgo, Gabriel Gaudencio, Robertson, Claire, Rodríguez-Pascual, Iván, Saikkonen, Teemu, Salvador-Ginez, Octavio, Sampaio, Waldir M., Santi, Gaia Chiara, Schultner, David, Schutte, Enid, Scott, Andy, Skali, Ahmed, Stefaniak, Anna, Sternisko, Anni, Strickland, Brent, Strickland, Brent, Thomas, Jeffrey P., Tinghög, Gustav, Traast, Iris J., Tucciarelli, Raffaele, Tyralla, Michael, Ungson, Nick D., Uysal, Mete Sefa, Van Rooy, Dirk, Västfjäll, Daniel, Vieira, Joana B., von Sikorski, Christian, Walker, Alexander C., Watermeyer, Jennifer, Willardt, Robin, Wohl, Michael J. A., Wójcik, Adrian Dominik, Wu, Kaidi, Yamada, Yuki, Yilmaz, Onurcan, Yogeewaran, Kumar, Ziemer, Carolin-Theresa, Zwaan, Rolf A., Boggio, Paulo Sergio, Whillans, Ashley, Van Lange, Paul A. M., Prasad, Rajib, Onderco, Michal, O'Madagain, Cathal, Nesh-Nash, Tarik, Laguna, Oscar Moreda, Kutiyski, Yordan, Kubin, Emily, Gümren, Mert, Fenwick, Ali, Ertan, Arhan S., Bernstein, Michael J., Amara, Hanane and Van Bavel, Jay Joseph (2022) Predicting attitudinal and behavioral responses to COVID-19 pandemic using machine learning. PNAS Nexus . ISSN 2752-6542 [Article] (doi:10.1093/pnasnexus/pgac093)

Middlesex University Research Repository makes the University's research available electronically.

Copyright and moral rights to this work are retained by the author and/or other copyright owners unless otherwise stated. The work is supplied on the understanding that any use for commercial gain is strictly forbidden. A copy may be downloaded for personal, non-commercial, research or study without prior permission and without charge.

Works, including theses and research projects, may not be reproduced in any format or medium, or extensive quotations taken from them, or their content changed in any way, without first obtaining permission in writing from the copyright holder(s). They may not be sold or exploited commercially in any format or medium without the prior written permission of the copyright holder(s).

Full bibliographic details must be given when referring to, or quoting from full items including the author's name, the title of the work, publication details where relevant (place, publisher, date), pagination, and for theses or dissertations the awarding institution, the degree type awarded, and the date of the award.

If you believe that any material held in the repository infringes copyright law, please contact the Repository Team at Middlesex University via the following email address:

eprints@mdx.ac.uk

The item will be removed from the repository while any claim is being investigated.

See also repository copyright: re-use policy: <http://eprints.mdx.ac.uk/policies.html#copy>

Predicting attitudinal and behavioral responses to COVID-19 pandemic using machine learning

Tomislav Pavlović¹
Flavio Azevedo²
Koustav De³
Julián C. Riaño-Moreno⁴
Marina Maglić¹
Theofilos Gkinopoulos⁵
Patricio Andreas Donnelly-Kehoe⁶
César Payán-Gómez⁷
Guanxiong Huang⁸
Jaroslaw Kantorowicz⁹
Michèle D. Birtel¹⁰
Philipp Schönegger¹¹
Valerio Capraro¹²
Hernando Santamaría-García¹³
Meltem Yuçel¹⁴
Agustin Ibanez^{15,16,17,18}
Steve Rathje¹⁹
Erik Wetter²⁰
Dragan Stanojević²¹
Jan-Willem van Prooijen²²
Eugenia Hesse²³
Christian T. Elbaek²⁴
Renata Franc¹
Zoran Pavlović²⁵
Panagiotis Mitkidis²⁴
Aleksandra Cichocka²⁶
Michele Gelfand²⁷
Mark Alfano²⁸
Robert M. Ross²⁸
Hallgeir Sjøstad²⁹
John B. Nezlek³⁰
Aleksandra Cislak³¹
Patricia Lockwood^{32,33}
Koen Abts³⁴
Elena Agadullina³⁵
David M. Amodio³⁶
Matthew A. J. Apps³²

John Jamir Benzon Aruta³⁷
Sahba Besharati³⁸
Alexander Bor³⁹
Becky Choma⁴⁰
William Cunningham⁴¹
Waqas Ejaz⁴²
Harry Farmer⁴³
Andrej Findor⁴⁴
Biljana Gjoneska⁴⁵
Estrella Gualda⁴⁶
Toan L. D. Huynh⁴⁷
Mostak Ahamed Imran⁴⁸
Jacob Israelashvili⁴⁹
Elena Kantorowicz-Reznichenko⁵⁰
André Krouwe⁵¹
Yordan Kutiyski⁵²
Michael Laakasuo⁵³
Claus Lamm⁵⁴
Jonathan Levy^{55,56}
Caroline Leygue⁵⁷
Ming-Jen Lin⁵⁸
Mohammad Sabbir Mansoor⁵⁹
Antoine Marie³⁹
Lewend Mayiwar⁶⁰
Honorata Mazepus⁶¹
Cillian McHugh⁶²
Andreas Olsson⁶³
Tobias Otterbring⁶⁴
Dominic Packer⁶⁵
Jussi Palomäki⁶⁶
Anat Perry⁴⁹
Michael Bang Petersen³⁹
Arathy Puthillam⁶⁷
Tobias Rothmund⁶⁸
Petra C. Schmid⁶⁹
David Stadelmann⁷⁰
Augustin Stoica⁷¹
Drozdstoy Stoyanov⁷²
Kristina Stoyanova⁷³
Shruti Tewari⁷⁴

Bojan Todosijević⁷⁵
Benno Torgler⁷⁶
Manos Tsakiris^{77,78}
Hans H. Tung⁷⁹
Radu Gabriel Umbreş⁸⁰
Edmunds Vanags⁸¹
Madalina Vlasceanu⁸²
Andrew J. Vonasch⁸³
Yucheng Zhang⁸⁴
Mohcine Abad⁸⁵
Eli Adler⁴⁹
Hamza Alaoui Mdarhri⁸⁵
Benedict Antazo⁸⁶
F. Ceren Ay⁸⁷
Mouhamadou El Hady Ba⁸⁸
Sergio Barbosa⁸⁹
Brock Bastian⁹⁰
Anton Berg⁶⁶
Michał Białek⁹¹
Ennio Bilancini⁹²
Natalia Bogatyreva⁹³
Leonardo Boncinelli⁹⁴
Jonathan E. Booth⁹⁵
Sylvie Borau⁹⁶
Ondrej Buchel^{97,98}
Chrissie Ferreira de Carvalho⁹⁹
Tatiana Celadin¹⁰⁰
Chiara Cerami¹⁰¹
Hom Nath Chalise¹⁰²
Xiaojun Cheng¹⁰³
Luca Cian¹⁰⁴
Kate Cockcroft³⁸
Jane Conway¹⁰⁵
Mateo A. Córdoba-Delgado¹⁰⁶
Chiara Crespi¹⁰⁷
Marie Crouzevialle⁶⁹
Jo Cutler^{108,109}
Marzena Cypryńska³⁰
Justyna Dabrowska¹¹⁰
Victoria H. Davis¹¹¹

John Paul Minda¹¹²
Pamala N. Dayley¹¹³
Sylvain Delouvé¹¹⁴
Ognjan Denkovski¹¹⁵
Guillaume Dezecache¹¹⁶
Nathan A. Dhaliwal¹¹⁷
Alelie Diato¹¹⁸
Roberto Di Paolo⁹²
Uwe Dulleck¹¹⁹
Jānis Ekmanis¹²⁰
Tom W. Etienne⁵²
Hapsa Hossain Farhana¹²¹
Fahima Farkhari^{122,123}
Kristijan Fidanovski¹²⁴
Terry Flew¹²⁵
Shona Fraser¹²⁶
Raymond Boadi Frempong⁷⁰
Jonathan Fugelsang¹²⁷
Jessica Gale⁸³
E. Begoña García-Navarro¹²⁸
Prasad Garlandinne⁷⁴
Kurt Gray¹²⁹
Siobhán M. Griffin⁶²
Bjarki Gronfeldt²⁶
June Gruber¹³⁰
Eran Halperin⁴⁹
Volo Herzon⁶⁶
Matej Hruška⁴⁴
Matthias F. C. Hudecek¹³¹
Ozan Isler¹¹⁹
Simon Jangard⁶³
Frederik Jørgensen³⁹
Oleksandra Keudel¹³²
Lina Koppel¹³³
Mika Koverola⁶⁶
Anton Kunnari¹³⁴
Josh Leota¹³⁵
Eva Lerner^{136,137}
Chunyun Li⁹⁵
Chiara Longoni¹³⁸

Darragh McCashin¹³⁹
Igor Mikloušić¹
Juliana Molina-Paredes¹⁴⁰
César Monroy-Fonseca¹⁴¹
Elena Morales-Marente¹⁴²
David Moreau¹⁴³
Rafał Muda¹⁴⁴
Annalisa Myer¹⁴⁵
Kyle Nash¹⁴⁶
Jonas P. Nitschke⁵⁴
Matthew S. Nurse¹⁴⁷
Victoria Oldemburgo de Mello⁴¹
M. Soledad Palacios-Galvez¹⁴⁸
Jussi Palomäki⁶⁶
Yafeng Pan¹⁴⁹
Zsófia Papp¹⁵⁰
Philip Pärnamets⁶³
Mariola Paruzel-Czachura^{151,152}
Silva Perander¹⁵³
Michael Pitman³⁸
Ali Raza¹⁵⁴
Gabriel Gaudencio Rêgo¹⁵⁵
Claire Robertson¹⁵⁶
Iván Rodríguez-Pascual¹⁴⁸
Teemu Saikkonen¹⁵⁷
Octavio Salvador-Ginez¹⁵⁸
Waldir M. Sampaio¹⁵⁵
Gaia Chiara Santi¹⁵⁹
David Schultner¹⁶⁰
Enid Schutte³⁸
Andy Scott¹⁴⁶
Ahmed Skali¹⁶¹
Anna Stefaniak¹⁶²
Anni Sternisko¹⁵⁶
Brent Strickland¹⁶⁴
Brent Strickland¹⁶³
Jeffrey P. Thomas⁹⁵
Gustav Tinghög¹³³
Iris J. Traast¹⁶⁵
Raffaele Tucciarelli¹⁶⁶

Michael Tyrala¹⁶⁷
Nick D. Ungson¹⁶⁸
Mete Sefa Uysal¹⁶⁹
Dirk Van Rooy¹⁷⁰
Daniel Västfjäll¹⁷¹
Joana B. Vieira^{63,172}
Christian von Sikorski¹⁷³
Alexander C. Walker¹²⁷
Jennifer Watermeyer¹⁷⁴
Robin Willardt⁶⁹
Michael J. A. Wohl¹⁶²
Adrian Dominik Wójcik¹⁷⁵
Kaidi Wu¹⁷⁶
Yuki Yamada¹⁷⁷
Onurcan Yilmaz¹⁷⁸
Kumar Yogeeswaran⁸³
Carolin-Theresa Ziemer⁶⁸
Rolf A. Zwaan¹⁷⁹
Paulo Sergio Boggio¹⁵⁵
Ashley Whillans¹⁸⁰
Paul A. M. Van Lange²²
Rajib Prasad¹⁸¹
Michal Onderco¹⁸²
Cathal O'Madagain⁸⁵
Tarik Nesh-Nash¹⁸³
Oscar Moreda Laguna⁵²
Yordan Kutiyiski⁵²
Emily Kubin¹⁷³
Mert Gümren¹⁸⁴
Ali Fenwick¹⁸⁵
Arhan S. Ertan¹⁸⁶
Michael J. Bernstein¹⁸⁷
Hanane Amara¹⁸³
Jay Joseph Van Bavel¹⁵⁶

- ¹Institute of Social Sciences Ivo Pilar, Zagreb, Croatia
- ²Department of Psychology, School of the Biological Sciences, Cambridge University, Cambridge, United Kingdom
- ³Department of Finance and Quantitative Methods, Gatton College of Business & Economics, University of Kentucky, Lexington, Kentucky, United States of America
- ⁴Faculty of Medicine, Cooperative University of Colombia, Villavicencio, Meta, Colombia
- ⁵Department of Philosophy and Social Studies, University of Crete, Rethymnon, Crete, Greece
- ⁶Department of Research and Development, Kozaca SA, Rosario, Santa Fe, Argentina
- ⁷Dirección Académica Sede la Paz, Universidad Nacional de Colombia - Sede de La Paz, Cesar, Colombia
- ⁸Department of Media and Communication, City University of Hong Kong, Kowloon Tong, Hong Kong
- ⁹Department of Economics, Institute of Security and Global Affairs, Leiden University, The Hague, Netherlands
- ¹⁰School of Human Sciences, University of Greenwich, London, United Kingdom
- ¹¹Department of Philosophy, University of St Andrews, St Andrews, United Kingdom
- ¹²Department of Economics, Middlesex University London, London, United Kingdom
- ¹³Department of Psychiatry, Pontifical Xavierian University, Bogotá, Colombia
- ¹⁴Department of Psychology and Neuroscience, Duke University, Durham, North Carolina, United States of America
- ¹⁵Latin American Brain Health Institute (BrainLat), Universidad Adolfo Ibañez, Santiago, Peñalolén, Chile
- ¹⁶Cognitive Neuroscience Center (CNC), University of San Andrés & CONICET, Buenos Aires, Argentina, Buenos Aires, Argentina
- ¹⁷Global Brain Health Institute, University of California - San Francisco, San Francisco, California, United States of America
- ¹⁸Global Brain Health Institute, Trinity College, Dublin, Ireland
- ¹⁹Department of Psychology, University of Cambridge, Cambridge, United Kingdom
- ²⁰Department of Business Administration, Stockholm School of Economics, Stockholm, Sweden
- ²¹Department of Sociology, Faculty of Philosophy, University of Belgrade, Belgrade, Serbia
- ²²Department of Experimental and Applied Psychology, Vrije Universiteit Amsterdam, Amsterdam, Netherlands
- ²³Departamento de Matemática y Ciencias, Universidad de San Andres, Victoria, Buenos Aires, Argentina
- ²⁴Department of Management, Aarhus University, Aarhus, Denmark
- ²⁵Department of Psychology, Faculty of Philosophy, University of Belgrade, Belgrade, Serbia
- ²⁶School of Psychology, University of Kent, Canterbury, United Kingdom
- ²⁷Stanford Graduate School of Business, Stanford University, Stanford, California, United States of America
- ²⁸Department of Philosophy, Macquarie University, Macquarie Park, New South Wales, Australia
- ²⁹Department of Strategy and Management, Norwegian School of Economics, Bergen, Norway
- ³⁰Institute of Psychology, Center for Climate Action and Social Transformations, SWPS, University of Social Sciences and Humanities, Warsaw, Poland
- ³¹Institute of Psychology, SWPS University of Social Sciences and Humanities, Warsaw, Poland

- ³²Centre for Human Brain Health, School of Psychology, University of Birmingham, Birmingham, United Kingdom
- ³³Department of Experimental Psychology, University of Oxford, Oxford, United Kingdom
- ³⁴Centre for Sociological Research, Katholieke Universiteit Leuven, Leuven, Belgium
- ³⁵Faculty of Psychology, Higher School of Economics University, Moscow, Russia
- ³⁶Department of Psychology, University of Amsterdam, Amsterdam, Netherlands
- ³⁷Department of Psychology, Sunway University, Petaling Jaya, Selangor, Malaysia
- ³⁸Department of Psychology, University of the Witwatersrand, Johannesburg, Republic of South Africa
- ³⁹Department of Political Science, Aarhus University, Aarhus, Denmark
- ⁴⁰Department of Psychology, Toronto Metropolitan University, Toronto, Ontario, Canada
- ⁴¹Department of Psychology, University of Toronto, Toronto, Ontario, Canada
- ⁴²Department of Mass Communication, National University of Science and Technology (NUST), Islamabad, Islamabad Capital Territory, Pakistan
- ⁴³Department of Psychology, University of Greenwich, London, United Kingdom
- ⁴⁴Institute of European Studies and International Relations, Faculty of Social and Economic Sciences, Comenius University, Bratislava, Slovakia
- ⁴⁵Department of Psychology, Macedonian Academy of Sciences and Arts, Skopje, Republic of North Macedonia
- ⁴⁶Department of Sociology, Social Work and Public Health, University of Huelva, Huelva, Spain
- ⁴⁷Department of Decision Analytics and Risk, University of Southampton, Southampton, United Kingdom
- ⁴⁸Department of Educational and Counselling Psychology, BRAC Institute of Educational and Development, BRAC University, Dhaka, Bangladesh
- ⁴⁹Department of Psychology, Hebrew University of Jerusalem, Jerusalem, Israel
- ⁵⁰Rotterdam Institute of Law and Economics (RILE), Erasmus University Rotterdam, Rotterdam, Netherlands
- ⁵¹Department of Communication Science, Vrije Universiteit Amsterdam, Amsterdam, Netherlands
- ⁵²Kieskompas (Election Compass), Amsterdam, Netherlands
- ⁵³Department of Digital Humanities, University of Helsinki, Helsinki, Finland
- ⁵⁴Department of Cognition, Emotion, and Methods in Psychology, University of Vienna, Wien, Austria
- ⁵⁵Department of Neuroscience and Biomedical Engineering, Aalto University, Espoo, Finland
- ⁵⁶Baruch Ivcher School of Psychology, Reichman University, Herzliya, Israel
- ⁵⁷School of Psychology, Universidad Nacional Autónoma de México, Mexico City, Mexico
- ⁵⁸Department of Economics, National Taiwan University, Taipei, Taiwan
- ⁵⁹HEMS School, Kathmandu, Nepal
- ⁶⁰Department of Leadership and Organizational Behaviour, BI Norwegian Business School, Oslo, Norway
- ⁶¹Institute of Security and Global Affairs, Leiden University, The Hague, Netherlands
- ⁶²Department of Psychology, University of Limerick, Limerick, Ireland
- ⁶²Department of Psychology, University of Limerick, Limerick, Ireland
- ⁶³Department of Clinical Neuroscience, Karolinska Institutet, Stockholm, Sweden
- ⁶⁴Department of Management, University of Agder, Kristiansand, Norway

- ⁶⁵Department of Psychology, Lehigh University, Bethlehem, Pennsylvania, United States of America
- ⁶⁶Department of Digital Humanities, University of Helsinki, Helsinki, Finland
- ⁶⁷Department of Psychology, Monk Prayogshala, Powai, Mumbai, Maharashtra, India
- ⁶⁸Department of Communication and Media Use, Friedrich Schiller University Jena, Jena, Germany
- ⁶⁹Department of Management, Technology, and Economics, Swiss Federal Institute of Technology in Zürich, Zürich, Switzerland
- ⁷⁰Chair of Development Economics, University of Bayreuth, Bayreuth, Germany
- ⁷¹Department of Sociology, National School for Political and Administrative Studies (SNSPA), Bucharest, Romania
- ⁷²Department of Psychiatry and Medical Psychology, Medical University, Plovdiv, Bulgaria
- ⁷³Division of Translational Neuroscience, Medical University, Plovdiv, Bulgaria
- ⁷⁴Department of Humanities and Social Sciences, Indian Institute of Management, Indore, Madhya Pradesh, India
- ⁷⁵Department of Psychology, Institute of Social Sciences, Belgrade, Serbia
- ⁷⁶School of Economics and Finance and Centre for Behavioural Economics, Society and Technology (BEST), Queensland University of Technology, Brisbane City, Queensland, Australia
- ⁷⁷Department of Psychology, Royal Holloway, University of London, Egham, United Kingdom
- ⁷⁸Centre for the Politics of Feelings, School of Advanced Study, University of London, London, United Kingdom
- ⁷⁹Department of Political Science, National Taiwan University, Taipei, Taiwan
- ⁸⁰Faculty of Political Science, National University of Political Studies and Public Administration, Bucharest, Romania
- ⁸¹Psychology Department, University of Latvia, Riga, Latvia
- ⁸²Department of Psychology, New York University, New York, New York, United States of America
- ⁸³Department of Psychology, University of Canterbury, Christchurch, New Zealand
- ⁸⁴School of Economics and Management, Hebei University of Technology, Tianjin, China
- ⁸⁵School of Collective Intelligence, Mohammed VI Polytechnic University, Ben Guerir, Morocco
- ⁸⁶Department of Psychology, Jose Rizal University, Mandaluyong, Metro Manila, Philippines
- ⁸⁷Department of Economics, Telenor Research, Fornebu, Norway
- ⁸⁸Cheikh Anta Diop University, Dakar, Senegal
- ⁸⁹School of Medicine and Health Sciences, Universidad del Rosario, Bogotá, Colombia
- ⁹⁰Melbourne School of Psychological Sciences, University of Melbourne, Melbourne, Victoria, Australia
- ⁹¹Faculty of Historical and Pedagogical Sciences, University of Wrocław, Wrocław, Poland
- ⁹²IMT School for Advanced Studies, Lucca, Italy
- ⁹³Laboratory for Psychology of Social Inequality, Higher School of Economics University, Moscow, Russia
- ⁹⁴Department of Economics and Management, University of Florence, Florence, Italy
- ⁹⁵Department of Management, London School of Economics and Political Science, London, United Kingdom
- ⁹⁶Department of Marketing, TBS Education, Toulouse, France
- ⁹⁷The Institute for Sociology, Slovak Academy of Sciences, Bratislava, Slovakia

- ⁹⁸Social Policy Institute, Ministry of Labor, Family and Social Affairs of the Slovak Republic, Bratislava, Slovakia
- ⁹⁹Department of Psychology, Federal University of Santa Catarina, Florianopolis, Brazil
- ¹⁰⁰Department of Economics, University of Bologna, Bologna, Italy
- ¹⁰¹IUSS Cognitive Neuroscience Center, University School for Advanced Studies, Pavia, Italy
- ¹⁰²Central Department of Population Studies, Tribhuvan University, Kathmandu, Nepal
- ¹⁰³School of Psychology, Shenzhen University, Shenzhen, China
- ¹⁰⁴Department of Marketing, Darden School of Business, University of Virginia, Charlottesville, Virginia, United States of America
- ¹⁰⁵MRC Social, Genetic and Developmental Psychiatry Centre, Institute for Advanced Study in Toulouse, Université Toulouse 1 Capitole, Toulouse Cedex 6, France
- ¹⁰⁶Faculty of Medicine, Pontifical Xavierian University, Bogotá, Colombia
- ¹⁰⁷U.O. Rho, Fondazione Luigi Clerici, Rho, Italy
- ¹⁰⁸School of Psychology, University of Birmingham, Birmingham, United Kingdom
- ¹⁰⁹School of Psychology, University of Oxford, Oxford, United Kingdom
- ¹¹⁰Department of Trade and Market Institutions, Cracow University of Economics, Kraków, Poland
- ¹¹¹Institute of Health Policy, Management and Evaluation, Dalla Lana School of Public Health, University of Toronto, Toronto, Ontario, Canada
- ¹¹²Department of Psychology, Western University, London, Ontario, Canada
- ¹¹³Department of Psychology, University of California - Los Angeles, Los Angeles, California, United States of America
- ¹¹⁴Department of Psychology, Université Rennes 2, Rennes, France
- ¹¹⁵Department of Communication Science, University of Amsterdam, Amsterdam, Netherlands
- ¹¹⁶Université Clermont Auvergne, Clermont-Ferrand, France
- ¹¹⁷UBC Sauder School of Business, University of British Columbia, Vancouver, British Columbia, Canada
- ¹¹⁸Teacher Education Department, Cavite State University, General Trias, Cavite, Philippines
- ¹¹⁹School of Economics and Finance, Queensland University of Technology, Brisbane City, Queensland, Australia
- ¹²⁰Faculty of Education, Psychology and Art, University of Latvia, Riga, Latvia
- ¹²¹National Institute for the Intellectually Disabled and Autistic (NIIDA), Society for the Welfare of the Intellectually Disabled (SWID Bangladesh), Dhaka, Bangladesh
- ¹²²Department of Communication and Media Use, University of Münster, Münster, Germany
- ¹²³Friedrich Schiller University Jena, Jena, Germany
- ¹²⁴Department of Social Policy and Intervention, University of Oxford, Oxford, United Kingdom
- ¹²⁵Department of Media and Communications, University of Sydney, Sydney, New South Wales, Australia
- ¹²⁶Medical School, Department of Psychiatry, University of the Witwatersrand, Johannesburg, Republic of South Africa
- ¹²⁷Department of Psychology, University of Waterloo, Waterloo, Ontario, Canada
- ¹²⁸Department of Nursing, University of Huelva, Huelva, Spain
- ¹²⁹Department of Psychology, University of North Carolina at Chapel Hill, Chapel Hill, North Carolina, United States of America

- ¹³⁰Department of Psychology and Neuroscience, College of Arts and Sciences, University of Colorado Boulder, Boulder, Colorado, United States of America
- ¹³¹Department of Experimental Psychology, University of Regensburg, Regensburg, Germany
- ¹³²Kyiv School of Economics, Kyiv, Ukraine
- ¹³³Department of Management and Engineering, Linköping University, Linköping, Sweden
- ¹³⁴University of Helsinki, Helsinki, Finland
- ¹³⁵Turner Institute for Brain and Mental Health, Monash University, Clayton, Victoria, Australia
- ¹³⁶Department of Business and Media Psychology, Ansbach University of Applied Sciences, Ansbach, Germany
- ¹³⁷Center for Leadership and People Management, Ludwig Maximilian University of Munich, Munich, Germany
- ¹³⁸Department of Marketing, Boston University, Questrom School of Business, Boston, Massachusetts, United States of America
- ¹³⁹School of Psychology, Dublin City University, Dublin, Ireland
- ¹⁴⁰Pontifical Xavierian University, Bogotá, Colombia
- ¹⁴¹Seele Neuroscience, Mexico City, Mexico
- ¹⁴²Department of Social, Developmental and Educational Psychology, University of Huelva, Huelva, Spain
- ¹⁴³School of Psychology, University of Auckland, Auckland, New Zealand
- ¹⁴⁴Faculty of Economics, Maria Curie Skłodowska University, Lublin, Poland
- ¹⁴⁵Department of Psychology, City University of New York (CUNY) Graduate Center, New York, New York, United States of America
- ¹⁴⁶Department of Psychology, University of Alberta, Edmonton, Alberta, Canada
- ¹⁴⁷Australian National Centre for the Public Awareness of Science, Australian National University, Canberra ACT, Australia
- ¹⁴⁸COIDESO-Research Center of Contemporary Thinking and Innovation for Social Development, University of Huelva, Huelva, Spain
- ¹⁴⁹Department of Psychology and Behavioral Sciences, Zhejiang University, Hangzhou, China
- ¹⁵⁰Department for Political Behavior, Centre for Social Sciences, Budapest, Hungary
- ¹⁵¹Institute of Psychology, University of Silesia in Katowice, Katowice, Poland
- ¹⁵²Facultad de Psicología, Complutense University of Madrid, Madrid, Spain
- ¹⁵³Department of Computer Science, University of Helsinki, Helsinki, Finland
- ¹⁵⁴Department of Computer Science, Institute of Cognitive Science, University of Colorado Boulder, Boulder, Colorado, United States of America
- ¹⁵⁵Centro de Ciências Biológicas e da Saúde, Mackenzie Presbyterian University, São Paulo, Brazil
- ¹⁵⁶Department of Psychology & Neural Science, New York University, New York, New York, United States of America
- ¹⁵⁷Department of Biology, Biodiversity Unit, University of Turku, Turku, Finland
- ¹⁵⁸School of Psychology, Environmental Psychology Department, National Autonomous University of Mexico, Mexico City, Mexico
- ¹⁵⁹Department of Humanities and Life Sciences, University School for Advanced Studies, Pavia, Italy
- ¹⁶⁰Department of Social Psychology, University of Amsterdam, Amsterdam, Netherlands
- ¹⁶¹Department of Global Economics & Management, University of Groningen, Groningen, Netherlands

- ¹⁶²Department of Psychology, Carleton University, Ottawa, Ontario, Canada
- ¹⁶³Department of cognitive studies, Ecole normale supérieure, Institut Jean Nicod, Paris, France
- ¹⁶⁴Africa Business School and The School of Collective Intelligence, UM6P, Rabat, Morocco
- ¹⁶⁵Social Psychology Department, University of Amsterdam, Amsterdam, Netherlands
- ¹⁶⁶Institute of Cognitive Neuroscience, University College London, London, United Kingdom
- ¹⁶⁷Department of Asian and International Studies, City University of Hong Kong, Kowloon Tong, Hong Kong
- ¹⁶⁸Department of Psychology, Susquehanna University, Selinsgrove, Pennsylvania, United States of America
- ¹⁶⁹Department of Social Psychology, Friedrich Schiller University Jena, Jena, Germany
- ¹⁷⁰Department of Design, University of Antwerp, Antwerp, Belgium
- ¹⁷¹Department of Behavioral Sciences and Learning, Linköping University, Linköping, Sweden
- ¹⁷²Department of Psychology, University of Exeter, Exeter, United Kingdom
- ¹⁷³Department of Psychology, University of Koblenz-Landau, Landau, Germany
- ¹⁷⁴Department of Speech Pathology and Audiology, University of the Witwatersrand, Johannesburg, Republic of South Africa
- ¹⁷⁵Institute of Psychology, Nicolaus Copernicus University, Torun, Poland
- ¹⁷⁶Rady School of Management, University of California, San Diego, United States of America
- ¹⁷⁷Faculty of Arts and Science, Kyushu University, Fukuoka, Japan
- ¹⁷⁸Department of Psychology, Kadir Has University, Fatih/Istanbul, Turkey
- ¹⁷⁹Department of Psychology, Erasmus University Rotterdam, Rotterdam, Netherlands
- ¹⁸⁰Faculty of Negotiations, Organizations and Markets, Harvard Business School, Boston, Massachusetts, United States of America
- ¹⁸¹Department of Economics, Vidyasagar College For Women, Kolkata, West Bengal, India
- ¹⁸²Department of Public Administration and Sociology, Erasmus University Rotterdam, Rotterdam, Netherlands
- ¹⁸³Impact For Development, Casablanca, Morocco
- ¹⁸⁴Department of Economics, Koc University, Sanyer/Istanbul, Turkey
- ¹⁸⁵Hult International Business School, Dubai, United Arab Emirates
- ¹⁸⁶Department of International Trade, Bogazici University, Besiktas/Istanbul, Turkey
- ¹⁸⁷Department of Psychological and Social Sciences, Penn State University Abington College, Abington, Pennsylvania, United States of America

Abstract

At the beginning of 2020, COVID-19 became a global problem. Despite all the efforts to emphasize the relevance of preventive measures, not everyone adhered to them. Thus, learning more about the characteristics determining attitudinal and behavioral responses to the pandemic is crucial to improving future interventions. In this study, we applied machine learning on the multi-national data collected by the International Collaboration on the Social and Moral Psychology of COVID-19 ($N = 51,404$) to test the predictive efficacy of constructs from social, moral, cognitive, and personality psychology, as well as socio-demographic factors, in the attitudinal and behavioral responses to the pandemic. The results point to several valuable insights. Internalized moral identity provided the most consistent predictive contribution - individuals perceiving moral traits as central to their self-concept reported higher adherence to preventive measures. Similar was found for morality as cooperation, symbolized moral identity, self-control, open-mindedness, collective narcissism, while the inverse relationship was evident for the endorsement of conspiracy theories. However, we also found a non-negligible variability in the explained variance and predictive contributions with respect to macro-level factors such as the pandemic stage or cultural region. Overall, the results underscore the importance of morality-related and contextual factors in understanding adherence to public health recommendations during the pandemic.

Keywords: COVID-19, social distancing, hygiene, policy support, psychology, machine learning, public health measures

Significance statement

Outcomes of this study suggest that morality-related factors, along with prosociality and individual characteristics related to information processing and self-control, play an important role in determining attitudinal and behavioral responses to the COVID-19 pandemic. However, a substantial variation in the predictive contribution of included variables was observed. Therefore, the role of context (both in terms of culture and stage of the pandemic) should not be underestimated. Nevertheless, this study highlighted multiple factors relevant to the prevention of COVID-19 in different stages of the pandemic and cultures, which makes it a good starting point for more complex and causal research designs.

Introduction

The COVID-19 pandemic has caused significant loss of life, commodities, jobs, and disruption of communities worldwide. As of March 2022, over 450 million infections and more than 6 million deaths have been reported globally (WHO, 2022). As we write this paper, the daily number of new cases worldwide exceeds one million. Given the lack of vaccination and treatment options, controlling the spread of the SARS-CoV-2 virus in its early stages depended on preventive behaviors, such as physical distancing (Thu et al., 2020) or hand and object disinfection (Alzyood et al., 2020, Meyers et al., 2021). While governments across the globe rushed to implement the proposed measures, many citizens resisted such change (Ryu et al., 2020, Van Zandwijk & Rasko, 2020). This is indicative of the vital role of individual characteristics in the form of attitudes, abilities, traits, and perceptions in compliance with preventive measures. Thus, decision-makers may benefit from insights from the social and behavioral sciences that could explain who will adhere to or ignore advised measures (Van Bavel et al., 2020).

Furthermore, nations vary in the strictness of preventive measures enacted by local governments and the severity of the consequences of COVID-19: some countries report more than 100 deaths (e.g., Croatia, the UK), while others count less than one death (e.g., Bhutan, China) per 100,000 citizens (Johns Hopkins Coronavirus Resource Center, n.d.). A recent cross-national analysis suggests that many of these excess deaths in countries like the USA are the result of weak public health infrastructure and a decentralized, inconsistent response to the pandemic (Bilinski & Emanuel, 2020). This raises questions of how macro-level cultural variables might be associated with citizens' health attitudes and behaviors across nations.

The scientific community responded with numerous international research collaborations aimed at explaining adherence to preventive measures from different perspectives. One group of researchers (Travaglino & Moon, 2021) focused on cultural dimensions, self-awareness emotions, trust in governmental actions, and political orientation as predictors of compliance in the USA, Italy, and Korea. They found that horizontal collectivism was the only predictor of compliance significant in all three countries. Similarly, other scholars (Biddlestone et al., 2020) identified collectivism's role in promoting preventive behaviors. In terms of adherence to preventive measures, prosocial tendencies emerged as a significant positive predictor, while perceiving others as violating preventive measures was the most consistent negative predictor (Coroiu et al., 2020). Results from another study across 70 countries showed that trust in government, conscientiousness, and agreeableness predicted engaging in preventive measures, with other variables having a negligible practical impact (Clark et al., 2020). As research accumulates, interpreting and integrating findings from diverse research streams with a variety of measures and samples presents another challenge for both scholars and practitioners.

Due to their freedom of theoretical constraints, data-driven approaches might offer solutions to "grand challenges" of existing theories, defined as complex problems with intertwined and evolving underlying mechanisms (Eisenhardt et al., 2016) as they allow the effective use of highly dimensional data (Igarashi et al., 2016). For instance, network analysis was used on data from the UK and the Netherlands to explore the relationship between multiple constructs relevant for COVID-19 attitudes and behaviors (Chambon et al., 2021). The perceived level of adherence to norms and efficacy of preventive measures and support for these measures exhibited the strongest relationships with COVID-19 preventive behaviors. On the other hand, applying random forests on more than 100 potentially relevant variables established different descriptive and injunctive norms and prosociality as some of the most relevant predictors of behaviors (Van Lissa et al., 2022). Overall, the relevance of prosociality and collectivism, both of which imply a willingness to make sacrifices for the benefit of the community, has been emphasized throughout the literature (Biddlestone et al., 2020; Capraro et al., 2021; Coroiu et al., 2020; Travaglino & Moon, 2021; Van Bavel et al., 2022; Van Lissa et al., 2022). However, this does not eliminate the role of other individual differences and capacities in adherence to preventive measures (Clark et al., 2020; Van Lissa et al., 2022).

Our study expands on and contributes to the existing literature in three important ways. Firstly, we brought together a diverse team of experts to select several key constructs from social, moral, cognitive, and personality psychology that might be relevant to supporting public health recommendations. Despite a proliferation of studies on predictors of attitudinal and behavioral responses to the COVID-19 pandemic (see, for example, Zettler et al., 2021), research in this field is still warranted. Hence, we sought to investigate attitudinal and behavioral responses in the first pandemic wave, when uncertainty regarding the spread of the virus dominated societies. In

conjunction with the existing findings, our study provides valuable evidence which can be utilized to compare pandemic responses from different time points during the pandemic. Moreover, we sought to statistically test the association between the three related but distinct outcomes – maintaining physical hygiene, avoiding physical contact, and supporting governmental policies related to COVID-19. This distinguishes our approach from prior research that employed a general factor of preventive behaviors as it allowed us to gain insights both into attitudinal and behavioral responses to the measures aimed at mitigating the spread of the virus. Secondly, we consider potential cultural differences in the meaning of the studied constructs by establishing equivalence of factor scores through (partial) strong invariance (see Putnick & Bornstein, 2016). Finally, to determine the efficacy of our independent variables in explaining contact avoidance, hygiene maintenance, and COVID-19 policy support in each country, we applied random forest-based regression algorithms appropriate for complex data sets with possible non-linear and interactive relationships between variables (Breiman, 2001; Sage, 2018).

Overview

We focused on two specific research questions utilizing a large international sample of 51,404 participants from 69 countries from all continents except Antarctica. Firstly, we tested how precisely (in terms of the explained variance) avoiding contact, maintaining hygiene, and policy support could be predicted using a combination of variables from moral, social, personality, and cognitive psychology, as well as socio-demographic variables. Secondly, we tested which of the included variables provided a substantial contribution to the accuracy of our predictions. Descriptions of the expected effects (of all study variables) based on theories or earlier studies are available as Supplementary materials A¹. Additionally, to evaluate the robustness of our findings, we conducted additional analyses that took cultural differences and the pandemic stage during data collection into account.

¹ All supplementary files can be found online in the following OSF folder:
https://osf.io/cvkyr/?view_only=c88c0431224c4f878750875e599d2983

Materials and Methods

International Collaboration on the Social & Moral Psychology of COVID-19 Project

The aim of the International Collaboration on the Social & Moral Psychology of COVID-19 (ICSMP COVID-19) project is to examine and understand psychological factors related to the COVID-19 pandemic response. We launched the project in April 2020 *via* a social media call for national teams that could collect samples in their own country. Over 230 scholars responded to the call. The main questionnaire, created in English, was disseminated to each national team, responsible for translating it to their local language (using the standard forward-backwards method). Each team collected the data in their own country. The resulting datasets were then collated and analyzed altogether, and are available online (Azevedo et al., 2022). The study received an umbrella ethics approval from the University of Kent.

Participants

The analyzed sample consisted of 51,404 participants from 69 countries and territories, 25 of which collected samples representative of their respective nations regarding age and gender ($n = 22,064$). The remaining data were drawn from convenience samples. Following exclusion criteria set for the purposes of this study (we excluded participants providing inaccurate response to the attention check, participants who did not provide responses to more than one quarter of items, participants providing the same response more than ten times in a row on the items of our predictors, participants who chose “other” as their gender and participants completing the questionnaire unusually fast or unusually slow, see Supplementary materials B and C), 7,615 participants were removed, resulting in a sample of 43,789 ($M_{age} = 43$, $SD_{age} = 16$; 52% females) participants for our analyses.

Measures

Unless otherwise indicated, participants responded on an 11-point scale with higher values indicating higher levels of the measured concepts (after reversing the appropriate items). Prior to conducting analyses that presumed grouping of participants, we achieved partial strong invariance for all of the included multi-item scales. This was important to ensure that we measured the same constructs with similar efficacy in each group (see Putnick & Bornstein, 2016). Detailed output on how the fit was achieved can be found in Supplementary material C.

Individual-level variables

Criteria

Avoidance of physical contact during the coronavirus (COVID-19) pandemic was measured *via* five items. Adequate fit (CFI = 0.979, RMSEA (95% CI upper limit) = 0.086, SRMR = 0.024, $\omega^2 = 0.69$) was achieved after correlating the residuals of the last two items (keeping distance and avoiding handshakes).

Maintaining physical hygiene was measured *via* five items related to washing hands and other behaviors related to personal hygiene. A single factor structure was retained (CFI = 0.999, RMSEA (95% CI upper limit) = 0.037, SRMR = 0.007, $\omega^2 = 0.74$) with correlated residuals of the first two items (washing hands longer and more thoroughly).

Support for COVID-19 related policy decisions was measured with five items relating to restrictive policies affecting five areas of everyday life. A single factor structure was retained (CFI = 0.989, RMSEA (95% CI upper limit) = 0.098, SRMR = 0.016, $\omega^2 = 0.86$) after correlating residuals of support for forbidding public gatherings and unnecessary travel, and closing parks.

Predictors

Morality

Moral identity was measured using the 10-item moral identity scale (Aquino & Reed, 2002). The original paper reports a two-factor model (Internalization and Symbolization), with acceptable internal

consistency. The two-factor structure was confirmed in our study after correlating residuals of items 8 and 9, and 4 and 7. (CFI = 0.939, RMSEA (95% CI upper limit) = 0.084, SRMR = 0.067, $\omega_{2\text{internalization}} = 0.68$, $\omega_{2\text{symbolization}} = 0.75$).

The **moral circle** scale (Waytz et al., 2019) assesses the moral expansiveness across 16 different entities (human and non-human) deemed worthy of moral concern. Participants indicated the extent of their moral circle, i.e., the circle for which they are concerned about right and wrong done towards them, ranging from immediate family to all things in existence.

Morality as cooperation was measured using the Relevance subscale of the Morality-as-Cooperation Questionnaire (MAC-Q; Curry et al., 2019), which measures the extent to which each of the seven dimensions of cooperation is relevant when making moral judgments. One item per each of its seven dimensions was used in this study. After excluding the items of fairness and property and correlating residuals between *helping a family member* and *showing courage* and *helping a family member* and *uniting a community*, a general factor of the relevance of cooperation in morality (CFI = 0.991, RMSEA (95% CI upper limit) = 0.066, SRMR = 0.014, $\omega_2 = 0.73$) was extracted.

(Pro)social identification and attitudes

National identity was assessed with two items combined into a scale: "I identify as [nationality]" (Postmes et al., 2013) and "Being a [nationality] is an important reflection of who I am" (see Cameron, 2004). The correlation among items was $r = 0.69$, and a single score was extracted using PAF.

Social belonging was measured using a four-item single-factor scale with excellent internal consistency (Malone et al., 2012). A single factor structure (CFI = .988, RMSEA (95% CI upper limit) = 0.115, SRMR = 0.017, $\omega_2 = 0.78$) was confirmed in this study after correlating the residuals between first and third item.

Collective (national) narcissism was measured using three items of the original, single-factor Collective Narcissism scale (Golec de Zavala et al., 2009). Invariance of this scale was tested along with the **endorsement of COVID-19 conspiracy theories** (Sternisko et al., 2021), which was measured using a single item for a denial conspiracy and three items for deflection conspiracies (e.g., "a hoax invented by interest groups for financial gains"). The three items related to collective narcissism and the four items related to belief in conspiracy theories were modeled together and yielded a clear two-factor structure (CFI = 0.988, RMSEA (95% CI upper limit) = 0.069, SRMR = 0.021, $\omega_{2\text{Conspiracies}} = 0.92$ and $\omega_{2\text{Collective narcissism}} = 0.87$).

Political orientation was measured using a single item, "Overall, what would be the best description of your political views?", on a scale ranging from very left-leaning ("0") to very right-leaning ("10").

COVID-19 risk perception was measured with two items asking participants to rate how likely it was for them and for the average person to get infected with COVID-19 by April 30, 2021, on a slider scale ranging from 0 ("impossible") to 100 ("certain"). Based on their high correlation ($r = 0.66$), a single component was extracted using PAF.

Individual dispositions

Individual grandiose narcissism was measured using the brief version of the Narcissistic Admiration and Rivalry Questionnaire (Back et al., 2013), comprising two subcomponents, rivalry (R) and admiration (A), which exhibited acceptable internal consistency. The scale achieved acceptable fit after correlating residuals between items 3 and 6 reflecting rivalry (CFI = 0.986, RMSEA (95% CI upper limit) = 0.068, SRMR = 0.020, $\omega_2 = 0.69$ for admiration and $\omega_2 = 0.55$ for rivalry).

Trait self-control was measured as a single-factor four-item scale (Tangney et al., 2004), with the last two items being negatively worded. However, an adequate fit was not obtained even after correlating residuals of the first two items (CFI = 0.988, RMSEA (95% CI upper limit) = 0.115, SRMR = 0.017, $\omega^2 = 0.78$).

Self-esteem was measured using the Single-Item Self-Esteem-Scale (SISE), which achieved good test-retest reliability and was established as a viable alternative of longer self-esteem scales (Robins et al., 2001).

Trait optimism was measured using two items from the three-item optimism subscale of the Life Orientation Test-Revised (Scheier et al., 1994). Based on their high correlation ($r = 0.71$), a single factor was retrieved using PAF.

Open-mindedness, reflecting the acceptance of limitation of one's knowledge and willingness to gain new knowledge, was measured with a six-item scale of the Multidimensional measure of intellectual humility (Alfano et al., 2017). The originally proposed single-factor structure achieved an acceptable fit in our study (CFI = 0.998, RMSEA (95% CI upper limit) = 0.025, SRMR = 0.007) and was retained. It exhibited questionable internal consistency ($\omega_2 = 0.50$).

Cognitive reflection was measured with a three-item test that measures the ability to inhibit intuitive answers and engage in reflection to provide correct ones, adapted from Frederick (2005). Correct answers were coded as "1" and incorrect as "0", with a total scale ranging from 0 to 3.

Demographic factors and experiences

The MacArthur Scale of Subjective Social Status (Adler et al., 2000) was used to measure subjective **socio-economic status** by asking participants to place themselves on an 11-rung ladder, with the top rung representing individuals who are best off (in terms of education, jobs, and wealth), and the bottom rung the ones worst off.

Participants were asked whether they had (coded as "1") **tested positive for COVID-19** and/or had a close relative or acquaintance (friend, partner, family, colleague, etc.) who had tested positive for COVID-19 ("1") or not ("0") by the time of data collection.

Multiple **demographic factors** were also collected. Participants were asked to indicate whether they identify as "male", "female", or "other" and enter their age (in years). Additionally, participants' marital status had the following three options: married, single, in a relationship (recoded into married or in a relationship ("1") or other ("0")), after which they indicated the number of children they had. Participants were also asked to indicate their employment status (recoded into the employed, students, or retired ("1") or other ("0")). Finally, participants indicated whether they lived in an urban (coded as "1") or rural setting (coded as "0").

Analytical Procedure

This study was not preregistered. Our analytical approach consisted of multiple steps (see Supplementary materials B-F) conducted in R (R Core Team, 2021). A detailed description of data cleaning is presented in Supplementary material B, while used packages are listed at the beginning of every Supplementary material in which they were used.

The psychometric properties of the applied measures were tested on the imputed data (see Supplementary material C). We focused on testing the applied measures' factor structure and internal consistency. As the majority of the multi-item measures were taken from previously validated instruments, CFAs with robust maximum likelihood estimator (MLR; Brosseau-Liard & Savalei, 2013; Brosseau-Liard et al., 2012) and countries as clusters were applied using lavaan (Rosseel, 2012) to test whether the proposed structures fit to the overall data. Modification indices were consulted when theoretical models did not fit the data well.

We tested whether the obtained results were stable concerning the pandemic stage during data collection. In the absence of any specific criterion, we initially attempted to group countries according to the total number of COVID-19 cases per million inhabitants during the period of data collection, calculated as the average of the number of cases per million at the start date of data collection and the number of new cases per million at the end date of data collection². In samples where only one date was provided, we used the available information for that date. However, we noticed an unwanted regularity in the grouping process - most countries with the total number of cases above the median were European countries, and no countries from Africa were in this group. Thus, to minimize potential cultural biases, we grouped the countries according to the Inglehart-Welzel cultural map (World Values Survey 7, 2020) and selected the countries with the lowest and highest total number of cases per million from each cultural region (Orthodox European countries, Protestant European countries, Catholic European countries, English-Speaking countries, West & South Asian countries, Confucian

² <https://github.com/CSSEGISandData/COVID-19>

countries, African-Islamic countries, and Latin American countries) as representative. This resulted in a group of countries in the early stage of the pandemic consisting of participants from Nigeria, Slovakia, Australia, Bulgaria, the Philippines, and Nepal. On the other hand, a group of countries in the advanced pandemic stage included participants from United Arab Emirates, Spain, Ireland, Serbia, Brazil, and Singapore. Regarding Latin American countries, we considered only countries with more than 150 participants as candidates, while no Protestant European countries were included due to all of them being in the advanced stage of the pandemic during the data collection period (with a total number of citizens infected per million exceeding 1000). Our two groups were highly distinctive with respect to the total number of cases per million during the data collection ($M_{\text{early stage}} = 154.14$; $M_{\text{advanced stage}} = 3520.87$). In our attempt to further balance the analysis, we randomly selected the same number of participants from each selected country, equal to the size of the smallest included sample after the data cleaning ($n_{\text{UAE}} = 176$).

Then, we checked the cross-group invariance of our multi-item measures.³ After achieving an adequate fit by introducing changes suggested by modification indices, the cross-group invariance of each obtained theoretical model was tested. Stepwise tests were further conducted. Firstly, configural models were formed for each construct, followed by models with constrained item loadings to test weak invariance, and ultimately models with constrained item loadings and intercepts to test strong invariance. If the configural model achieved adequate fit, successive changes in fit indices with respect to imposing restriction were used as a criterion for invariance. A CFI change of -0.015 accompanied by a change in RMSEA or SRMR of $+0.015$ was considered as an indication of achieving a higher level of invariance. If invariance was not achieved on the first attempt, modification indices were consulted to achieve partial invariance. Finally, we extracted factor scores from models reflecting strong invariance (where loadings and intercepts were constrained to form comparable scores across countries) using the ten Berge correction to use them in further analyses.

Because two-item measures cannot be tested using CFA, factor analyses using principal axis factoring were conducted to extract latent dimensions. In line with the factor scores based on strong invariance, the analyses were conducted on the entire dataset used in a specific analysis.

Socio-demographic characteristics and moral circle were not scaled. Variables absent from a specific national data set were replaced with a constant (i.e., the number of children in the Ghanaian data set was set to median of other countries, while the residence data was coded as urban for participants from Canada and Bulgaria).

The rest of the procedure was similar to the procedure applied by Van Lissa et al. (2022). After data preparations, random forests were applied. Ranger function (Wright & Ziegler, 2017) was used to apply random forests that served as a basis for partial dependence plots and permutation importance metrics (see Altmann et al., 2010), which were used to interpret the relationships (see Supplementary material D). Regarding the hyperparameters, the number of trees was set to 1000 and 2000, R^2 was chosen as the accuracy metric, permutation importance metrics were extracted as estimated variable importance, the number of variables to test at each split ranged from five to twenty with an increment of one, splitting was based on variance, while the minimum node sizes ranged from three to ninety-nine with an increment of three. Holdout sample was used to ensure the robustness of findings: 20% of the sample from each country formed a test set on which R^2 and variable importance metrics (see Supplementary materials E and F) were calculated.

³ We also conducted analyses with groups reflecting regions of the Inglehart-Welzel cultural map (2020), which followed the described procedure. Due to space limitations, outputs of these analyses can be found in Supplementary materials G.

Results

Obtained R^2 values of optimally tuned models were of weak to moderate magnitude both on the complete data ($R^2_{\text{contact}} = .134$, $R^2_{\text{hygiene}} = .200$, $R^2_{\text{policy}} = .146$) and data consisting of samples nationally representative regarding age and gender ($R^2_{\text{contact}} = .172$, $R^2_{\text{hygiene}} = .256$, $R^2_{\text{policy}} = .124$). In the early stage of the pandemic, prediction of contact avoidance was negligible ($R^2_{\text{contact}} = .045$, $R^2_{\text{hygiene}} = .272$, $R^2_{\text{policy}} = .138$). On the other hand, in the advanced stage of the pandemic, our models led to a very imprecise prediction of maintaining hygiene ($R^2_{\text{contact}} = .129$, $R^2_{\text{hygiene}} = -.043$, $R^2_{\text{policy}} = .173$). Therefore, we decided not to interpret the predictive contributions in models with maintaining hygiene as the criterion on the sample reflecting the advanced stage of the pandemic. Nevertheless, they are presented in the following paragraphs.

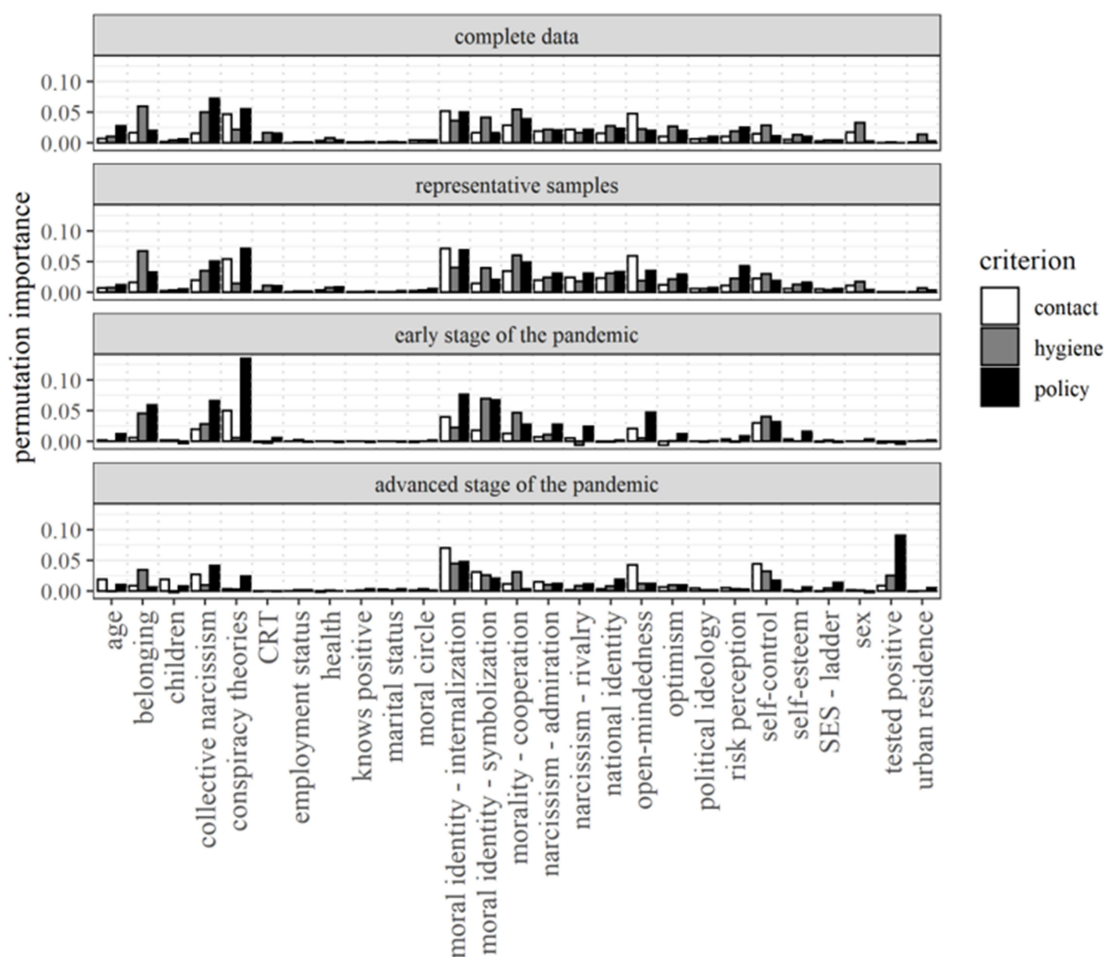


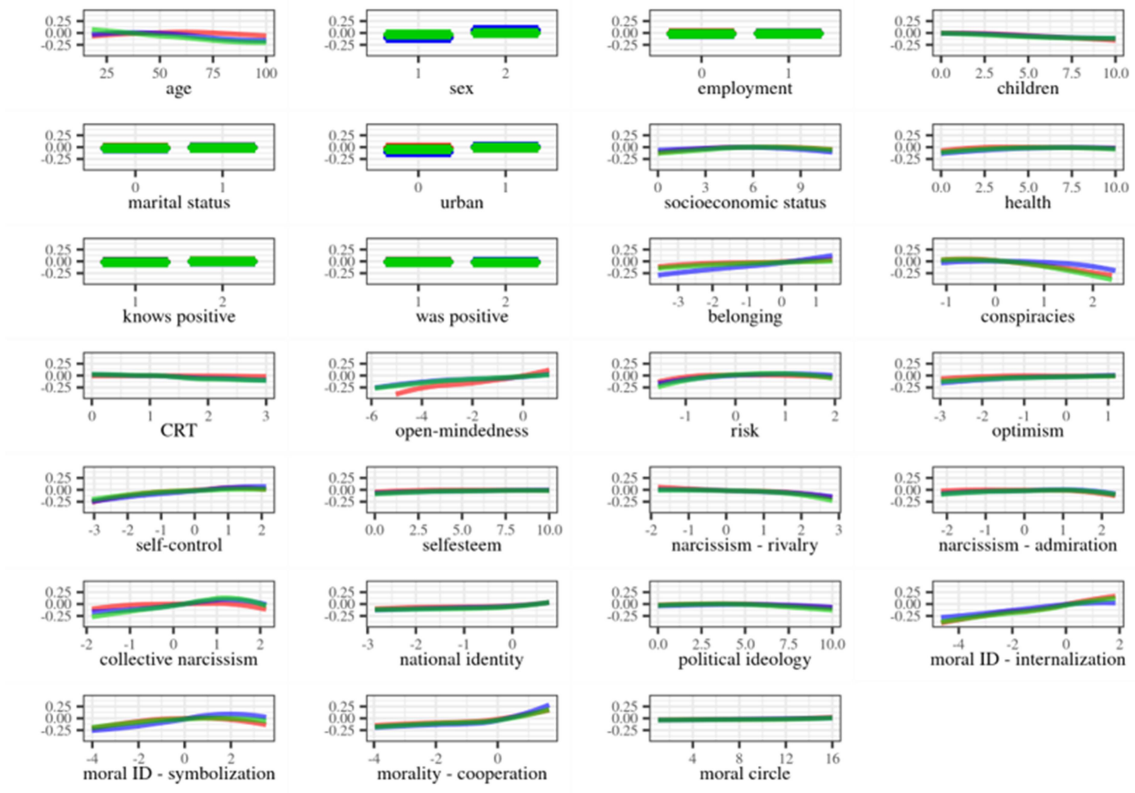
Figure 1. Permutation variable importance calculated with respect to representativeness of the samples and stage of the pandemic

Results in Figure 1 show the importance metrics based on the models that yielded the highest R^2 per analysis. As permutation importance reflects a reduction in error, these plots are not directly comparable. However, some common patterns can be observed.

In terms of avoiding contact (Figure 2), internalized moral identity provided the most consistent contribution across analyses, followed by open-mindedness, collective narcissism, morality as cooperation, symbolized moral identity, and self-control. Endorsement of conspiracy theories seems

PT

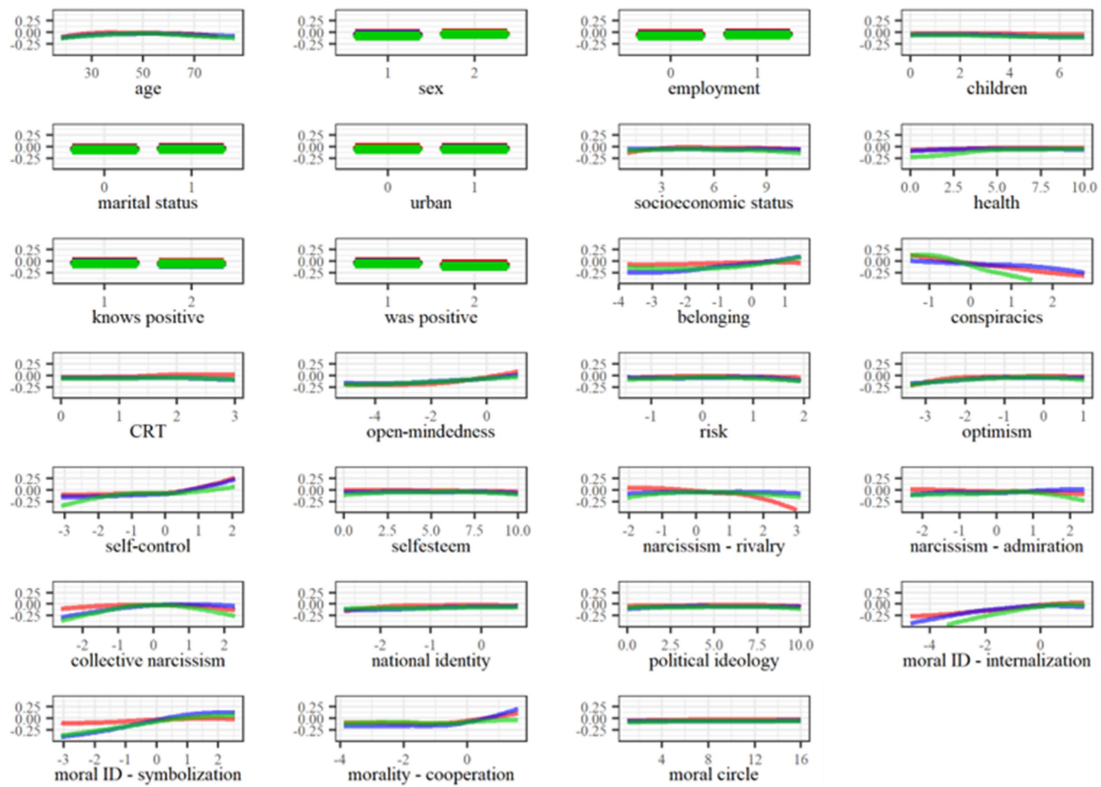
to have exhibited a stronger relationship with our criteria in the early stage of the pandemic than in the advanced stage. In general, participants achieving higher scores on avoiding contact also achieved higher scores on internalized moral identity, morality as cooperation, self-control, and open-mindedness, respectively. These participants also exhibited lower endorsement of conspiracy theories. Regarding collective narcissism and symbolized moral identity, it seems that the individuals scoring around the midpoint reported higher contact avoidance compared to individuals scoring high and those scoring low on the scale.



Note. Red, blue, and green represent avoiding contact, maintaining hygiene and policy support, respectively.

Figure 2. Partial dependence plots depicting the relationships between our predictors and criteria based on the complete data

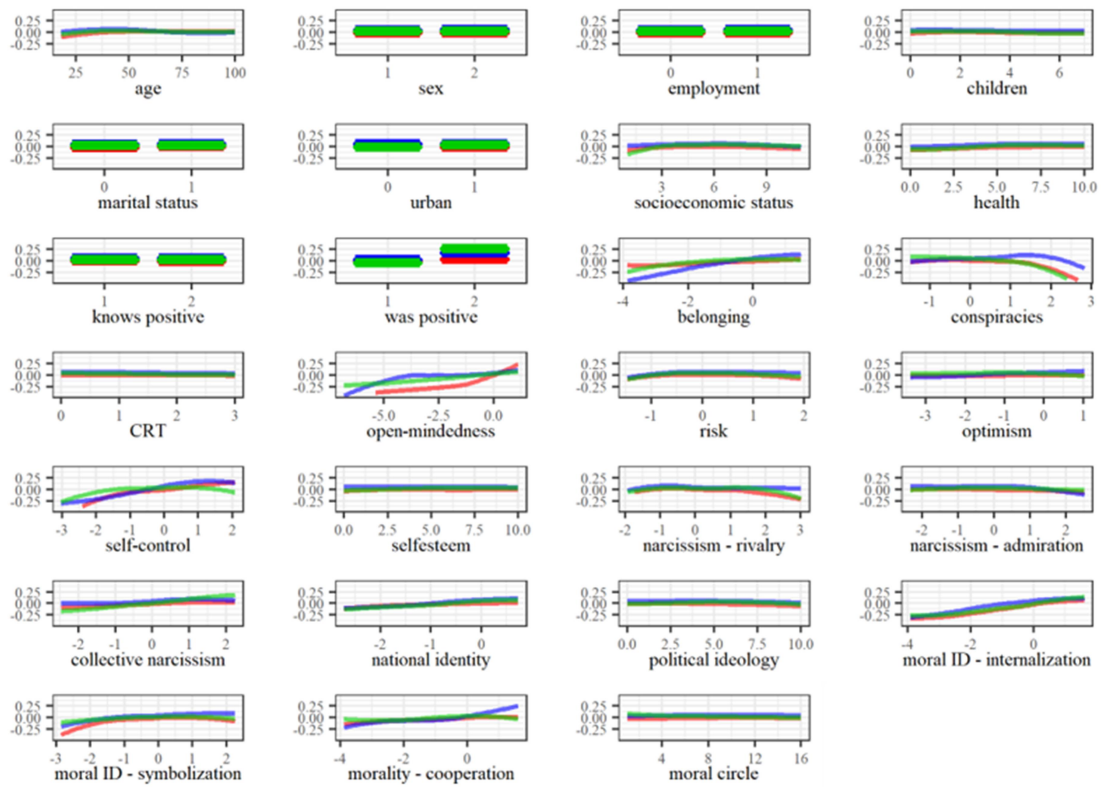
Regarding hygiene maintenance (Figure 3), the most invariable contribution was found for social belonging and morality as cooperation, followed by internalized and symbolized moral identity, collective narcissism, and self-control. Gender differences in hygiene maintenance found on the complete data and data based on representative samples were not detected in data organized according to the stage of pandemic. Participants scoring higher on social belonging, internalized and symbolized moral identity, collective narcissism, and self-control also scored higher on maintaining hygiene. However, only the relationship between belonging and hygiene maintenance seemed linear – all other lines reached a plateau at some point (usually around the midpoint), indicating participants achieving the lowest scores on these factors also achieved the lowest scores on maintaining hygiene. On the other hand, higher scores were related to higher reported hygiene maintenance among participants scoring above the mean of morality as cooperation.



Note. Red, blue, and green represent avoiding contact, maintaining hygiene and policy support, respectively.

Figure 3. Partial dependence plots based on the data reflecting the early stage of pandemic

The most invariable predictors of policy support (Figure 4) were collective narcissism, internalized moral identity, and self-control. Endorsement of conspiracy theories, symbolized moral identity, possibly even morality as cooperation, and open-mindedness, seem to have exhibited a stronger relationship with policy support in the early stages of the pandemic compared to the advanced stage. Participants scoring higher on internalized moral identity and self-control generally were also more supportive of policy measures. However, the relationships were not linear in the early pandemic stage (and in the advanced stage in the context of self-control). The relationship between policy support and collective narcissism was also complex - it was close to linear and positive in the advanced pandemic stage, but in the early stages and on the complete data, it resembled an inverted-U-curve with a peak around the mean. This indicates that participants scoring around the mean were most supportive of restrictive policies, while those high and the ones low on collective narcissism were less supportive. Participants showing more endorsement for COVID-19 conspiracy theories were less supportive, while participants scoring higher on open-mindedness were more supportive of restrictive COVID-19 policies. The relationship between morality as cooperation and policy support was established only on the complete data and indicated that only among those above the mean higher morality as cooperation was related to higher policy support. The opposite was found for symbolized moral identity – only among those lowest on this trait, the relationship between morality as cooperation and policy support was linear and positive. No relationships were established around the mean or above the mean.



Note. Red, blue, and green represent avoiding contact, maintaining hygiene and policy support, respectively.

Figure 4. Partial dependence plots based on the data reflecting the advanced stage of pandemic

Discussion

Taking the machine learning approach, we provided several insights into social, psychological, personality and cognitive factors in predicting COVID-19 responses. Although the nature of the analyses (i.e., the dependence of importance estimates on error estimates which changes across models) prevents us from direct comparisons of results across models, some consistent patterns were observed.

Internalized moral identity was the most consistent predictor of COVID-19 attitudinal and behavioral responses - the extent to which people perceived moral traits as central to their self-concept was positively associated with their intentions to avoid physical contact, maintain hygiene, and support policy measures aimed at mitigating the spread of the virus. Morality-as-cooperation was also associated with the attitudinal and behavioral responses, most consistently in predicting hygiene maintenance. These results suggest that maintaining hygiene, but also physical distancing and policy support, were perceived as collective actions that benefit the group more than they benefit the self. Symbolized moral identity was also associated with the criteria, but, interestingly, the relationship was non-linear and strongest among participants scoring below the average of symbolized moral identity. These findings may reflect the fact that individuals characterized by moderate or high symbolization of moral identity prefer to be perceived as aligned with social norms, rather than actually adhering to them (Winterich et al., 2013). However, the threshold at which the relationship becomes linear seems to change with respect to the pandemic stage and specific criteria, indicating the need for further research into these relationships. Overall, these findings are in line with previous research suggesting that internalized moral identity is a relevant predictor of prosocial and cooperative intentions and behavior, with more inconsistent results when examining the symbolization dimension of moral identity (for a review, see Jennings et al., 2015; Winterich et al., 2013). The only variable related to morality that did not substantially contribute to our criteria's prediction was the moral circle. Altogether, these results indicate that morality represents an important factor in adherence to preventive measures. Nevertheless, different aspects of morality provide different contributions to the prediction of adherence to these measures.

Open-mindedness and self-control were positively associated with avoiding contact and supporting policy, while self-control also exhibited a relatively steady, albeit weak, contribution to the prediction of hygiene maintenance. Open-mindedness was conceptualized as a part of cognitive humility, which reflects the virtue of being able to accept one's fallibility and the willingness to accept information contrary to one's initial beliefs (Alfano et al., 2017; Spiegel, 2012), with some authors treating it as a moral virtue (Arpaly, 2011; Song, 2018). Self-control is typically conceptualized as the capacity to work effectively to reach goals, resisting short-term temptations (Fishbach & Shah 2006; Tangney et al., 2004,). Some authors have suggested that self-control goals are often moralized (Hofmann et al., 2018). The relationship between open-mindedness and morality and between self-control and morality may underlie the predictive contribution of open-mindedness and self-control established in this study.

Social belonging was also established as a relevant predictor predominantly in terms of maintaining hygiene, while collective narcissism also provided a substantial contribution to predicting policy support and a less substantial contribution to predicting contact avoidance. On the one hand, ingroup identification promotes acceptance of group norms (Livingstone et al., 2011), implying that findings on social belonging could also reflect morality. On the other hand, the relationship between collective narcissism and our criteria seems to be more complex, in line with the mixed evidence of previous studies on the role of collective narcissism concerning various types of preventive behaviors such as handwashing, physical distancing, and limiting leaving home (Nowak et al., 2020; Sternisko et al., 2021). Namely, the evidence of a curvilinear relationship between collective narcissism and contact avoidance and policy support might reflect the need of individuals high in collective narcissism to establish and maintain a positive national image for the outside world (e.g., as model citizens, or morally superior) (Cichocka, 2016; Cichocka & Cislak, 2020). However, at even higher levels of collective narcissism, the need to assert and signal grandiosity and superiority in relation to various threats (in this case, the virus) might manifest in lower support for restrictive preventive measures, even at the cost of possible negative consequences for ingroup members (Cislak et al., 2018; Marchlewska et al., 2020). This is also evident from the inverted-U curve in the context of policy support, usually appearing slightly above the mean (except in the late stage of the pandemic, see Figures 2 and 3). Overall, this suggests that while believing in ingroup potential may motivate individuals to adhere to prosocial norms, irrational belief in superiority can undermine the support for preventive measures that bring about short-term disturbance in the everyday ingroup dynamics.

Additionally, conspiracy beliefs seem to be linked to contact avoidance and policy support, especially in the early stage of the pandemic. Namely, endorsement of COVID-19 conspiracy theories was associated with lower intentions to engage in physical distancing and lower policy support. Given that conspiracy believers were found to be more self-centered (Hornsey et al., 2021) and less generous (Alper et al., 2021) during the COVID-19 pandemic, this finding speaks in favor of viewing contact avoidance as a form of prosocial action.

The presented findings suggest that prosociality and morality are relevant factors for understanding physical distancing. This is in line with previous work on the role of prosociality on physical distancing (e.g., Coroiu et al., 2020; Travaglino & Moon, 2021; Van Lissa et al., 2022; see Capraro et al. 2021 for a review) and with the idea that personal norms, internal standards on what is right or wrong in a given situation, play an important role in driving prosocial behavior (Capraro & Rand, 2018; Tappin & Capraro, 2018; see Capraro & Perc, 2021, for a review). However, our results indicated a substantial contextual variability, as well. While we focused on several most dependable and most substantial predictors only to describe general patterns, it should be noted that multiple other factors provided a contribution limited to a specific stage of the pandemic or specific culture (see Supplementary materials G). This also implies that campaigns for increasing compliance with preventive measures in future crises should be tailored to both the pandemic phase and the specifics of the culture in which they plan to be implemented.

Generally, the obtained R^2 values were lower than those reported by Van Lissa et al. (2022) in similar analyses. In their study, injunctive norms and support for COVID-19 restrictive measures were found to be two clearly dominant predictors of preventive behaviors, which may roughly approximate two aspects of the Theory of Planned Behavior (Ajzen, 1991) - subjective norms and attitudes on the specific behavior. We did not include these variables in our study, although policy support could broadly be considered as attitudes regarding preventive measures. Conversely, we treated policy support as one of the criteria rather than as one of the predictors, with contact avoidance, hygiene maintenance, and policy support being moderately correlated ($r = \text{approx. } .40$). Thus, the simplest explanation of the difference in the explained variance in our study compared to Van Lissa et al. (2022) may reflect the difference in the extent to which the Theory of Planned Behavior has been represented among predictors. Considered together, the two studies provide evidence in favor of the Theory of Planned Behavior in the context of a global crisis.

Several limitations should be considered when interpreting our findings. Firstly, not all the national samples were representative, and even the representative samples were not based on probabilistic sampling, and consequently, some segments of society may have been underrepresented. Furthermore, as the study was conducted online, our sample over-represents people with greater access to internet-enabled technology, which may be a particularly important consideration in less-developed countries (e.g., dissemination of conspiracy theories and fake news). Secondly, variability in our criteria was heavily skewed in many countries (i.e., the vast majority of participants reported high adherence to and support for preventive measures), which can be attributed to the first wave of the pandemic during which the data were collected. Nevertheless, in some countries, data collection was conducted during the peak of the first wave of the COVID-19 pandemic, while in other countries, it was carried out at its beginning. Although we tried to operationalize the pandemic stage according to the total number of infected individuals per million and took culture and sample size into account, even such operationalization may not have eliminated all the potential sources of bias. The rough similarity of the results based on representative and non-representative data, as well as data from countries in different pandemic stages and data from countries grouped according to cultural zones (see Supplementary materials G), provide arguments in favor of the validity of our findings; nevertheless, the robustness of these more specific findings needs to be corroborated utilizing different (i.e., longitudinal and nationally representative) samples. Furthermore, morality-as-cooperation had to be modeled differently than proposed in the original papers to achieve invariance. Additionally, as there are no conventional methods of testing the invariance of two-item and single-item measures across cultures, scores on such items may be less precisely calculated than in the case of multi-item measures. Finally, we focused on explaining variation in COVID-19 responses without testing causality. It should be noted that we used cross-sectional, self-reported data which may entail the desirability bias risk (Graeff, 2005). However, there is evidence that such desirability bias does not play a key role, especially in self-reported measures like self-esteem, control, or optimism (Caputo, 2017).

Conclusion

Findings of our study indicate that the most effective predictors of COVID-19 responses, such as avoiding physical contact, maintaining hygiene, and supporting restrictive COVID-19 policies, were related to morality, prosociality, and traits and attitudes operationalizing self-control and information processing. However, the predictive contribution of even the most invariant predictors substantially varied with respect to the predicted type of response and cultural characteristics. While the research design of this study prevents any causal conclusions, the results suggest that the interplay between individual and contextual characteristics is relevant for understanding individual COVID-19 responses. Ultimately, our findings can serve as a starting point for future, more nuanced, research on the variables highlighted within our study. Hopefully, the growing body of research and accumulated insights should lead to informed and efficient prevention and intervention programs for health-related crises.

Data availability statement

The data that support the findings of this study are openly available in OSF at <http://doi.org/10.17605/osf.io/tfsza>. These data have been used in multiple other manuscripts, including the “National identity predicts public health support during a global pandemic” manuscript, where prof. John Nezlek conducted the main analyses.

Declaration of competing interests

The authors have no competing interests to declare.

Author contributions

Conceptualization: Tomislav Pavlović and Jay van Bavel

Data curation: Tomislav Pavlović, Flavio Azevedo, Waldir M. Sampaio, Gabriel G. Rêgo, Paulo S. Boggio

Formal analysis: Koustav De, Flavio Azevedo, Julian Riano-Moreno, Marina Maglić, Patricio Donnelly Kehoe, César Payán-Gómez, Eugenia Hesse, Jaroslaw Kantorowicz, Steve Rathje, and Tomislav Pavlović

Investigation (data collection): all authors

Methodology: Tomislav Pavlović and Jaroslaw Kantorowicz

Project administration: Tomislav Pavlović

Software: Koustav De, Flavio Azevedo, Julian Riano-Moreno, Marina Maglić, Patricio Donnelly Kehoe, César Payán-Gómez, Eugenia Hesse, Jaroslaw Kantorowicz, Steve Rathje, and Tomislav Pavlović

Supervision: Jay van Bavel, Marina Maglić, Michele Birtel, and Tomislav Pavlović

Validation: Tomislav Pavlović

Visualization: Jaroslaw Kantorowicz, Steven Rathje, and Tomislav Pavlović

Writing – original draft: Koustav De, Marina Maglić, Guanxiong Huang, Jaroslaw Kantorowicz, Michèle D. Birtel, Philipp Schönegger, Valerio Capraro, Hernando Santamaría-García, Theofilos Gkinopoulos, Meltem Yucel, Agustin Ibanez, Steve Rathje, Erik Wetter, Dragan T. Stanojevic, Jan-Willem van Prooijen, Eugenia Hesse, Christian T. Elbaek, Panagiotis Mitkidis, Renata Franc, Zoran Pavlović.

Writing – review and editing: all authors

Funding

Eva Lermer was financially supported by the VolkswagenStiftung (grant no. 98 525).

Manos Tsakiris was financially supported by the NOMIS Stiftung (NOMIS Foundation).

Ondrej Buchel was financially supported by the Slovak Research and Development Agency (SRDA) (Agentúra na podporu výskumu a vývoja) (grant no. APVV-18-0218).

Patricia Lockwood was financially supported by the Medical Research Council (MRC) (grant no. MR/P014097/1) and the Economic Social Research Council Impact Acceleration Award, University of Oxford.

Michael Bang Petersen was financially supported by the Carlsberg Foundation (grant no. CF20-044).

Michael Tyrala was financially supported by the HKUST IEMS research grant project, funded by EY.

Rolf A. Zwaan was financially supported by the Netherlands Organization for Scientific Research (NWO) (grant no. 440.20.003).

Zoran Pavlović was financially supported by the Ministry of Education, Science, and Technological Development of the Republic of Serbia (grant no. 451-03-9/2021-14/ 200163).

Yucheng Zhang was financially supported by the National Natural Science Foundation of China (grant no. 71972065; 71832004; 71872152), Universities in Hebei Province Hundred Outstanding Innovative Talents Support Program (grant no. SLRC2019002); Ministry of Education in China (grant no. 21JHQ088).

Brent Strickland was financially supported by the French National Research Agency (ANR) (grant no. ANR-10-IDEX-0001-02 PSL*, ANR-10-LABX-0087 IEC, and ANR-17-EURE-0017 FrontCog).

Jane Conway was financially supported by the IAST funding from the French National Research Agency (ANR) under the Investments for the Future (Investissements d'Avenir) programme (grant no. ANR-17-EURE-0010).

Matej Hruška was financially supported by the Slovak Research and Development Agency (grant no. APVV-17-0596).

Marina Maglić was financially supported by the Institute of Social Sciences Ivo Pilar, Zagreb; Croatia.

Tomislav Pavlović was financially supported by the Institute of Social Sciences Ivo Pilar, Zagreb; Croatia.

Igor Mikloušić was financially supported by the Institute of Social Sciences Ivo Pilar, Zagreb; Croatia.

Renata Franc was financially supported by the Institute of Social Sciences Ivo Pilar, Zagreb; Croatia.

Agustin Ibanez was financially supported by the grants from Takeda (CW2680521); CONICET; ANID/FONDECYT Regular (1210195 and 1210176); FONCYT-PICT 2017-1820; ANID/FONDAP/15150012; Sistema General de Regalías (BPIN2018000100059), Universidad del Valle (CI 5316); and the MULTI-PARTNER CONSORTIUM TO EXPAND DEMENTIA RESEARCH IN LATIN AMERICA [ReDLat, supported by National Institutes of Health, National Institutes of Aging (R01 AG057234), Alzheimer's Association (SG-20-725707), Rainwater Charitable foundation - Tau Consortium, and Global Brain Health Institute)].

Paulo Sergio Boggio was financially supported by the Coordenação de Aperfeiçoamento de Pessoal de Nível Superior - Brasil (CAPES) (grant no. 1133/2019) and Conselho Nacional de Desenvolvimento Científico e Tecnológico (CNPq) (grant no. 309905/2019-2).

Gabriel Gaudencio Rêgo was financially supported by the São Paulo Research Foundation (grant no. 2019/26665-5).

Waldir M. Sampaio was financially supported by the São Paulo Research Foundation - FAPESP (grant no. 2019/27100-1).

Robert M. Ross was financially supported by the Australian Research Council (grant no. DP180102384).

Mark Alfano was financially supported by the John Templeton Foundation (grant no. 61378).

Hans H. Tung was financially supported by the Ministry of Science and Technology, Taiwan.

Ming-Jen Lin was financially supported by the Ministry of Science and Technology, Taiwan.

Jay Joseph Van Bavel was financially supported by the John Templeton Foundation.

Uwe Dulleck was financially supported by the QUT Centre for Behavioural Economics, Society and Technology (BEST).

Aleksandra Cislak was financially supported by the National Science Center (grant no. 2018/29/B/HS6/02826).

Sylvie Borau was financially supported by the ANR-Labex IAST.

F. Ceren Ay was financially supported by the Research Council of Norway through its Centres of Excellence Scheme, FAIR project (grant no. 262675).

Becky Choma was financially supported by the Social Sciences and Humanities Research Council (SSHRC).

Caroline Leygue was financially supported by the Sistema Nacional de Investigadores, CONACyT (Mexico).

Raffaele Tucciarelli was financially supported by the NOMIS Foundation Distinguished Scientist Award for the 'Body & Image in Arts & Science' (BIAS) Project.

Tobias Otterbring was financially supported by the Aarhus University Research Foundation (grant no. 28207).

David Stadelmann was financially supported by the Deutsche Forschungsgemeinschaft (DFG, German Research Foundation) under Germany's Excellence Strategy (grant no. EXC 2052/1 – 390,713,894).

Matthew A. J. Apps was financially supported by the Biotechnology and Biological Sciences Research Council David Phillips Fellowship (grant no. BB/R010668/1).

Anton Kunnari was financially supported by the Jane & Aatos Erkko Foundation (grant no. 170112) and the Academy of Finland (grant no. 323207).

Elena Morales-Marente was financially supported by the Contemporary Thinking and Innovation for Social Development (COIDESO), University of Huelva, Huelva, Spain.

Teemu Saikkonen was financially supported by the Jane & Aatos Erkko Foundation (grant no. 170112) and the Academy of Finland (grant no. 323207).

Claus Lamm was financially supported by the University of Vienna, COVID-19 Rapid Response grant, and the Austrian Science Fund (FWF, I3381).

Alexander C. Walker was financially supported by the Natural Sciences and Engineering Research Council of Canada.

Hallgeir Sjøstad was financially supported by the Research Council of Norway, Centres of Excellence scheme -FAIR project (grant no. 262675).

Sergio Barbosa was financially supported by the School of Medicine and Health Sciences - Universidad del Rosario.

William Cunningham was financially supported by the SSHRC grant (grant no. 506547).

Ennio Bilancini was financially supported by the PAI2018 project PROCOPE (Prosociality, Cognition and Peer Effects) funded by the IMT School for Advanced Studies Lucca.

Victoria H. Davis was financially supported by the SSHRC grant (grant no. 506547).

Panagiotis Mitkidis was financially supported by the Aarhus University Research Foundation (grant no. AUFF-E-201 9-9-4).

Andrej Findor was financially supported by the Slovak Research and Development Agency (grant no. APVV-17-0596).

Steve Rathje was financially supported by the Gates Cambridge Scholarship.

Michael J. A. Wohl was financially supported by the Social Science and Humanities Research Council of Canada (grant no. 435-2019-0692).

Andreas Olsson was financially supported by the Swedish Research Council - Consolidator Grant (grant no. 2018-00877).

Jonathan Fugelsang was financially supported by the Natural Sciences and Engineering Research Council of Canada.

Luca Cian was financially supported by the Batten Institute, University of Virginia Darden School of Business.

Raymond Boadi Frempong was financially supported by the Deutsche Forschungsgemeinschaft (DFG, German Research Foundation) under Germany's Excellence Strategy (grant no. EXC 2052/1—390713894).

ORIGINAL UNEDITED MANUSCRIPT

References

- Adler, N. E., Epel, E. S., Castellazzo, G., & Ickovics, J. R. (2000). Relationship of subjective and objective social status with psychological and physiological functioning: Preliminary data in healthy, White women. *Health psychology, 19*(6), 586-592. <https://doi.org/10.1037/0278-6133.19.6.586>
- Ajzen, I. (1991). The theory of planned behavior. *Organizational Behavior and Human Decision Processes, 50*(2), 179–211. [https://doi.org/10.1016/0749-5978\(91\)90020-T](https://doi.org/10.1016/0749-5978(91)90020-T)
- Alfano, M., Iurino, K., Stey, P., Robinson, B., Christen, M., Yu, F., & Lapsley, D. (2017). Development and validation of a multi-dimensional measure of intellectual humility. *PLoS ONE, 12*(8), e0182950. <https://doi.org/10.1371/journal.pone.0182950>
- Alper, S., Douglas, K., & Capraro, V. (2021). Conspiracy beliefs and generosity across 52 Countries during the COVID-19 pandemic. PsyArXiv [preprint, version 2]. <https://doi.org/10.31234/osf.io/fdyxr>
- Altmann, A., Tološi, L., Sander, O., & Lengauer, T. (2010). Permutation importance: a corrected feature importance measure. *Bioinformatics, 26*(10), 1340-1347. <https://doi.org/10.1093/bioinformatics/btq134>
- Alzyood, M., Jackson, D., Aveyard, H., & Brooke, J. (2020). COVID-19 reinforces the importance of handwashing. *Journal of Clinical Nursing, 29*(15–16), 2760–2761. <https://doi.org/10.1111/jocn.15313>
- Aquino, K., & Reed, A. II. (2002). The self-importance of moral identity. *Journal of Personality and Social Psychology, 83*(6), 1423–1440. <https://doi.org/10.1037/0022-3514.83.6.1423>
- Arpaly, N. (2011). Open-Mindedness As a Moral Virtue. *American Philosophical Quarterly, 48*(1), 75–85. <https://www.jstor.org/stable/23025075>
- [dataset] Azevedo, F., Pavlović, T., Rêgo, G. G. d., Ay, F. C., GJoneska, B., Etienne, T., ... Sampaio, W. M. (2022, May 18). *Social and moral psychology of COVID-19 across 69 countries*. PsyArXiv. <https://doi.org/10.31234/osf.io/a3562>
- Back, M. D., Küfner, A. C. P., Dufner, M., Gerlach, T. M., Rauthmann, J. F., & Denissen, J. J. A. (2013). Narcissistic admiration and rivalry: Disentangling the bright and dark sides of narcissism. *Journal of Personality and Social Psychology, 105*(6), 1013–1037. <https://doi.org/10.1037/a0034431>
- Biddlestone, M., Green, R., & Douglas, K. M. (2020). Cultural orientation, power, belief in conspiracy theories, and intentions to reduce the spread of COVID-19. *The British Journal of Social Psychology, 59*(3), 663–673. <https://doi.org/10.1111/bjso.12397>
- Bilinski, A., & Emanuel, E. J. (2020). COVID-19 and Excess All-Cause Mortality in the US and 18 Comparison Countries. *JAMA, 324*(20), 2100. <https://doi.org/10.1001/jama.2020.20717>
- Breiman, L. (2001). Random Forests. *Machine Learning, 45*(1), 5–32. <https://doi.org/10.1023/A:1010933404324>
- Brosseau-Liard, P. E., & Savalei, V. (2014). Adjusting Incremental Fit Indices for Nonnormality. *Multivariate Behavioral Research, 49*(5), 460–470. <https://doi.org/10.1080/00273171.2014.933697>
- Brosseau-Liard, P. E., Savalei, V., & Li, L. (2012). An Investigation of the Sample Performance of Two Nonnormality Corrections for RMSEA. *Multivariate Behavioral Research, 47*(6), 904–930. <https://doi.org/10.1080/00273171.2012.715252>
- Cameron, J. E. (2004). A Three-Factor Model of Social Identity. *Self and Identity, 3*(3), 239–262. <https://doi.org/10.1080/13576500444000047>
- Capraro, V., Boggio, P., Böhm, R., Perc, M., & Sjästad, H. (2021). Cooperation and acting for the greater good during the COVID-19 pandemic. In M. K. Miller (Ed.), *The Social Science of the COVID-19 Pandemic: A Call to Action for Researchers*. Oxford University Press.
- Capraro, V., & Perc, M. (2021). Mathematical foundations of moral preferences. *Journal of The Royal Society Interface, 18*(175), 20200880. <https://doi.org/10.1098/rsif.2020.0880>
- Capraro, V., & Rand, D. G. (2018). Do the Right Thing: Experimental evidence that preferences for moral behavior, rather than equity or efficiency per se, drive human prosociality. *Judgment and Decision Making, 13*(1), 99-111. <https://eprints.mdx.ac.uk/25707/6/jdm171107.pdf>

- Caputo, A. (2017). Social desirability bias in self-reported wellbeing measures: evidence from an online survey. *Universitas Psychologica*, 16(2), 1–13. <https://doi.org/10.11144/Javeriana.upsy16-2.sdsww>
- Chambon, M., Dalege, J., Elberse, J. E., & van Harreveld, F. (2021). A Psychological Network Approach to Attitudes and Preventive Behaviors During Pandemics: A COVID-19 Study in the United Kingdom and the Netherlands. *Social Psychological and Personality Science*, 13(1), 233–245. <https://doi.org/10.1177/19485506211002420>
- Cichocka, A. (2016). Understanding defensive and secure in-group positivity: the role of collective narcissism. *European Review of Social Psychology*, 27(1), 283–317. <https://doi.org/10.1080/10463283.2016.1252530>
- Cichocka, A., & Cislak, A. (2020). Nationalism as collective narcissism. *Current Opinion in Behavioral Sciences*, 34, 69–74. <https://doi.org/10.1016/j.cobeha.2019.12.013>
- Cislak, A., Wojcik, A. D., & Cichocka, A. (2018). Cutting the forest down to save your face: Narcissistic national identification predicts support for anti-conservation policies. *Journal of Environmental Psychology*, 59, 65–73. <https://doi.org/10.1016/j.jenvp.2018.08.009>
- Clark, C., Davila, A., Regis, M., & Kraus, S. (2020). Predictors of COVID-19 voluntary compliance behaviors: An international investigation. *Global Transitions*, 2, 76–82. <https://doi.org/10.1016/j.glt.2020.06.003>
- Coroiu, A., Moran, C., Campbell, T., & Geller, A. C. (2020). Barriers and facilitators of adherence to social distancing recommendations during COVID-19 among a large international sample of adults. *PLoS ONE*, 15(10), e0239795. <https://doi.org/10.1371/journal.pone.0239795>
- Curry, O. S., Jones Chesters, M., & Van Lissa, C. J. (2019). Mapping morality with a compass: Testing the theory of 'morality-as-cooperation' with a new questionnaire. *Journal of Research in Personality*, 78, 106–124. <https://doi.org/10.1016/j.jrp.2018.10.008>
- Eisenhardt, K. M., Graebner, M. E., & Sonenshein, S. (2016). Grand Challenges and Inductive Methods: Rigor without Rigor Mortis. *Academy of Management Journal*, 59(4), 1113–1123. <https://doi.org/10.5465/amj.2016.4004>
- Fishbach, A., & Shah, J. Y. (2006). Self-control in action: Implicit dispositions toward goals and away from temptations. *Journal of Personality and Social Psychology*, 90(5), 820–832. <https://doi.org/10.1037/0022-3514.90.5.820>
- Frederick, S. (2005). Cognitive reflection and decision making. *Journal of Economic Perspectives*, 19(4), 25–42. <https://doi.org/10.1257/089533005775196732>
- Golec de Zavala, A., Cichocka, A., Eidelson, R., & Jayawickreme, N. (2009). Collective narcissism and its social consequences. *Journal of Personality and Social Psychology*, 97(6), 1074–1096. <https://doi.org/10.1037/a0016904>
- Graeff, T. R. (2005). Response bias. In K. Kempf-Leonard (Ed.), *Encyclopedia of Social Measurement*. (pp. 411–418). Elsevier Inc. <https://doi.org/10.1016/B0-12-369398-5/00037-2>
- Hofmann, W., Meindl, P., Mooijman, M., & Graham, J. (2018). Morality and self-control: How they are intertwined and where they differ. *Current Directions in Psychological Science*, 27(4), 286–291. <https://doi.org/10.1177/0963721418759317>
- Hornsey, M. J., Chapman, C. M., Alvarez, B., Bentley, S., Salvador Casara, B. G., Crimston, C. R., ... & Jetten, J. (2021). To what extent are conspiracy theorists concerned for self versus others? A COVID-19 test case. *European Journal of Social Psychology*, 51(2), 285–293. <https://doi.org/10.1002/ejsp.2737>
- Igarashi, Y., Nagata, K., Kuwatani, T., Omori, T., Nakanishi-Ohno, Y., & Okada, M. (2016). Three levels of data-driven science. *Journal of Physics: Conference Series*, 699, 012001. <https://doi.org/10.1088/1742-6596/699/1/012001>
- Jennings, P. L., Mitchell, M. S., & Hannah, S. T. (2015). The moral self: A review and integration of the literature. *Journal of Organizational Behavior*, 36(S1), S104–S168. <https://doi.org/10.1002/job.1919>

Johns Hopkins Coronavirus Resource Center (n.d.). *Mortality Analyses*. Retrieved March 7, 2022, from <https://coronavirus.jhu.edu/data/mortality>

Livingstone, A. G., Haslam, S. A., Postmes, T., & Jetten, J. (2011). "We Are, Therefore We Should": Evidence That In-Group Identification Mediates the Acquisition of In-Group Norms. *Journal of Applied Social Psychology, 41*(8), 1857–1876. <https://doi.org/10.1111/j.1559-1816.2011.00794.x>

Malone, G. P., Pillow, D. R., & Osman, A. (2012). The General Belongingness Scale (GBS): Assessing achieved belongingness. *Personality and Individual Differences, 52*(3), 311–316. <https://doi.org/10.1016/j.paid.2011.10.027>

Marchlewska, M., Cichocka, A., Jaworska, M., Golec de Zavala, A., & Bilewicz, M. (2020). Superficial ingroup love? Collective narcissism predicts ingroup image defense, outgroup prejudice, and lower ingroup loyalty. *British Journal of Social Psychology, 59*(4), 857–875. <https://doi.org/10.1111/bjso.12367>

Meyers, C., Kass, R., Goldenberg, D., Milici, J., Alam, S., & Robison, R. (2021). Ethanol and isopropanol inactivation of human coronavirus on hard surfaces. *Journal of Hospital Infection, 107*, 45–49. <https://doi.org/10.1016/j.jhin.2020.09.026>

Nowak, B., Brzóska, P., Piotrowski, J., Sedikides, C., Żemojtel-Piotrowska, M., & Jonason, P. K. (2020). Adaptive and maladaptive behavior during the COVID-19 pandemic: The roles of Dark Triad traits, collective narcissism, and health beliefs. *Personality and Individual Differences, 167*, 110232. <https://doi.org/10.1016/j.paid.2020.110232>

Postmes, T., Haslam, S. A., & Jans, L. (2013). A single-item measure of social identification: Reliability, validity, and utility. *The British Journal of Social Psychology, 52*(4), 597–617. <https://doi.org/10.1111/bjso.12006>

Putnick, D. L., & Bornstein, M. H. (2016). Measurement invariance conventions and reporting: The state of the art and future directions for psychological research. *Developmental Review, 41*, 71–90. <https://doi.org/10.1016/j.dr.2016.06.004>

R Core Team. (2021). *R: A Language and Environment for Statistical Computing*. R Foundation for Statistical Computing, Vienna, Austria. <https://www.R-project.org/>

Robins, R. W., Hendin, H. M., & Trzesniewski, K. H. (2001). Measuring global self-esteem: Construct validation of a single-item measure and the Rosenberg Self-Esteem Scale. *Personality and Social Psychology Bulletin, 27*(2), 151–161. <https://doi.org/10.1177/0146167201272002>

Rosseel, Y. (2012). lavaan: An R Package for Structural Equation Modeling. *Journal of Statistical Software, 48*(1), 1–36. <https://doi.org/10.18637/jss.v048.i02>

Ryu, S., Hwang, Y., Yoon, H., & Chun, B. C. (2020). Self-Quarantine Noncompliance During the COVID-19 Pandemic in South Korea. *Disaster Medicine and Public Health Preparedness, 1–4*. <https://doi.org/10.1017/dmp.2020.374>

Sage, A. (2018). *Random forest robustness, variable importance, and tree aggregation*. [Doctoral dissertation, Iowa State University]. Iowa State University Digital Repository. <https://doi.org/10.31274/etd-180810-6083>

Scheier, M. F., Carver, C. S., & Bridges, M. W. (1994). Distinguishing optimism from neuroticism (and trait anxiety, self-mastery, and self-esteem): A reevaluation of the Life Orientation Test. *Journal of Personality and Social Psychology, 67*(6), 1063–1078. <https://doi.org/10.1037//0022-3514.67.6.1063>

Song, Y. (2018). The moral virtue of open-mindedness. *Canadian Journal of Philosophy, 48*(1), 65–84. <https://doi.org/10.1080/00455091.2017.1335566>

Spiegel, J. S. (2012). Open-Mindedness and Intellectual Humility. *Theory and Research in Education, 10*(1), 27–38. <https://doi.org/10.1177/1477878512437472>

Sternisko, A., Cichocka, A., Cislak, A., & Van Bavel, J. J. (2021). National Narcissism predicts the Belief in and the Dissemination of Conspiracy Theories During the COVID-19 Pandemic: Evidence From 56 Countries. *Personality and Social Psychology Bulletin, 47*. <https://doi.org/10.1177/01461672211054947>

- Tangney, J. P., Baumeister, R. F., & Boone, A. L. (2004). High self-control predicts good adjustment, less pathology, better grades, and interpersonal success. *Journal of Personality*, 72(2), 271–324. <https://doi.org/10.1111/j.0022-3506.2004.00263.x>
- Tappin, B. M., & Capraro, V. (2018). Doing good vs. avoiding bad in prosocial choice: A refined test and extension of the morality preference hypothesis. *Journal of Experimental Social Psychology*, 79, 64–70. <https://doi.org/10.1016/j.jesp.2018.06.005>
- Thu, T. P. B., Ngoc, P. N. H., Hai, N. M., & Tuan, L. A. (2020). Effect of the social distancing measures on the spread of COVID-19 in 10 highly infected countries. *The Science of the Total Environment*, 742, 140430. <https://doi.org/10.1016/j.scitotenv.2020.140430>
- Travaglino, G. A., & Moon, C. (2021). Compliance and Self-Reporting During the COVID-19 Pandemic: A Cross-Cultural Study of Trust and Self-Conscious Emotions in the United States, Italy, and South Korea. *Frontiers in Psychology*, 12, 565845. <https://doi.org/10.3389/fpsyg.2021.565845>
- Van Bavel, J. J., Baicker, K., Boggio, P. S., Capraro, V., Cichocka, A., Cikara, M., ... & Willer, R. (2020). Using social and behavioural science to support COVID-19 pandemic response. *Nature Human Behaviour*, 4(5), 460–471. <https://doi.org/10.1038/s41562-020-0884-z>
- Van Bavel, J. J., Cichocka, A., Capraro, V., Sjøstad, H., Nezlek, J. B., Pavlović, T., ... & Boggio, P. S. (2022). National identity predicts public health support during a global pandemic. *Nature communications*, 13, 517. <https://doi.org/10.1038/s41467-021-27668-9>
- Van Lissa, C. J., Stroebe, W., vanDellen, M. R., Leander, N. P., Agostini, M., Draws, ... Bélanger, J. J. (2022). Using Machine Learning to Identify Important Predictors of COVID-19 Infection Prevention Behaviors During the Early Phase of the Pandemic. *Patterns*. <https://doi.org/10.1016/j.patter.2022.100482>
- van Zandwijk, N. & Rasko, J. E. J. (2020). The COVID-19 outbreak: A snapshot from down under. *Expert Review of Anticancer Therapy*, 20(6), 433–436. <https://doi.org/10.1080/14737140.2020.1766974>
- Waytz, A., Iyer, R., Young, L., Haidt, J., & Graham, J. (2019). Ideological differences in the expanse of the moral circle. *Nature Communications*, 10(1), 4389. <https://doi.org/10.1038/s41467-019-12227-0>
- WHO (2022). *COVID-19 Weekly Epidemiological Update, Edition 83*. Retrieved March 18, 2022, from https://www.who.int/docs/default-source/coronaviruse/situation-reports/20220315_weekly_epi_update_83.pdf?sfvrsn=194a6d66_4&download=true
- Winterich, K. P., Aquino, K., Mittal, V., & Swartz, R. (2013). When moral identity symbolization motivates prosocial behavior: The role of recognition and moral identity internalization. *Journal of applied psychology*, 98(5), 759–770. <https://doi.org/10.1037/a0033177>
- World Values Survey 7 (2020). *The Inglehart-Welzel World Cultural Map 2020* [Provisional version]. Retrieved from <https://www.worldvaluessurvey.org/WVSContents.jsp?CMSID=findings&CMSID=findings>
- Wright, M. N., & Ziegler, A. (2017). ranger: A Fast Implementation of Random Forests for High Dimensional Data in C++ and R. *Journal of Statistical Software*, 77, 1–17. <http://hdl.handle.net/10.18637/jss.v077.i01>
- Zettler, I., Lilleholt, L., Böhm, R., & Gondan, M. (2021). Comparing responses in repeated cross-sectional and panel studies: Results across eight weeks during the first COVID-19 lockdown in Denmark. *Psychological Assessment*, 33(8), 691–704. <https://doi.org/10.1037/pas0001048>