



INSTITUT DE FRANCE
Académie des sciences

Comptes Rendus

Chimie

Peng Wang, Ziqi Wang, Zhongqing Yang, Zhilei Liu, Jingyu Ran
and Mingnv Guo


**Corrigendum: Selective catalytic and kinetic studies on
oxydehydrogenation of ethane with CO₂ over lanthanide metal catalysts**

Volume 23, issue 4-5 (2020), p. 357-358

Published online: 4 September 2020

Issue date: 10 November 2020

<https://doi.org/10.5802/crchim.46>

 This article is licensed under the
CREATIVE COMMONS ATTRIBUTION 4.0 INTERNATIONAL LICENSE.
<http://creativecommons.org/licenses/by/4.0/>



Les Comptes Rendus. Chimie sont membres du
Centre Mersenne pour l'édition scientifique ouverte
www.centre-mersenne.org
e-ISSN : 1878-1543



Corrigendum

Corrigendum: Selective catalytic and kinetic studies on oxydehydrogenation of ethane with CO₂ over lanthanide metal catalysts

Peng Wang^{a, b}, Ziqi Wang^{a, b}, Zhongqing Yang^{*, a, b}, Zhilei Liu^{a, b}, Jingyu Ran^{*, a, b} and Mingnv Guo^c

^a Key Laboratory of Low-Grade Energy Utilization Technologies and Systems, Ministry of Education of China, Chongqing University, Chongqing, 400044, China

^b School of Energy and Power Engineering, Chongqing University, Chongqing, 400044, China

^c School of Mechanical and Power Engineering, Chongqing University of Science and Technology, Chongqing, 401331, China

E-mails: peng654321@cqu.edu.cn (P. Wang), 375055760@qq.com (Z. Wang), zqyang@cqu.edu.cn (Z. Yang), 20151013058@cqu.edu.cn (Z. Liu), ranjy@cqu.edu.cn (J. Ran), guomingnv@163.com (M. Guo)

Manuscript received and accepted 19th August 2020.

This note corrects an issue that has been identified in the article in *Comptes Rendus Chimie* with the above title. It was published online on 6th June 2020 in Volume 23, Issue 1, 2020, pages 33–46, <https://doi.org/10.5802/crchim.4>.

As the result of new, independent investigations, Figure 12 and the corresponding discussion have to be retracted:

“In Figure 12, when the loadings of La are 5% and 10%, the diffraction peak of lanthanum oxide crystal does not appear, indicating lanthanum oxides are highly dispersed on the surface of SiO₂ at the current loading. When the loading of La is increased to 15%, a weak diffraction peak appears, it is shown that the lanthanum oxides are excessive and cannot be uniformly dispersed on the surface of the carrier. The peak positions are about 25°, 37°, 50°, 55°, and 63°. It is indicated that lanthanum oxide crystals begin to appear on the catalyst surface. Combined with the conclusion: 15% La/SiO₂ > 10% La/SiO₂ > 5% La/SiO₂, it is indicated the best loading of La/SiO₂ is between 10% and 15%.”

and should be replaced with the new Figure 12 and

* Corresponding authors.

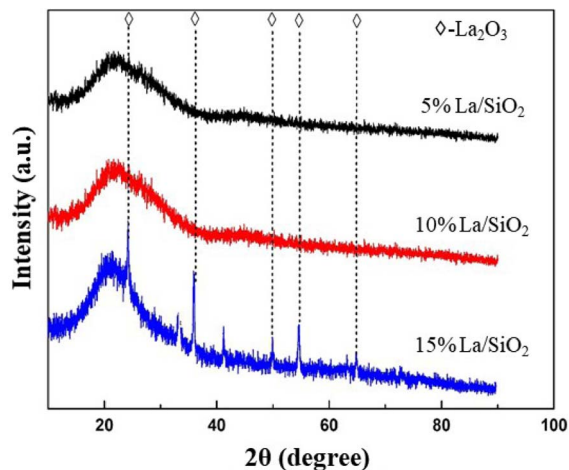
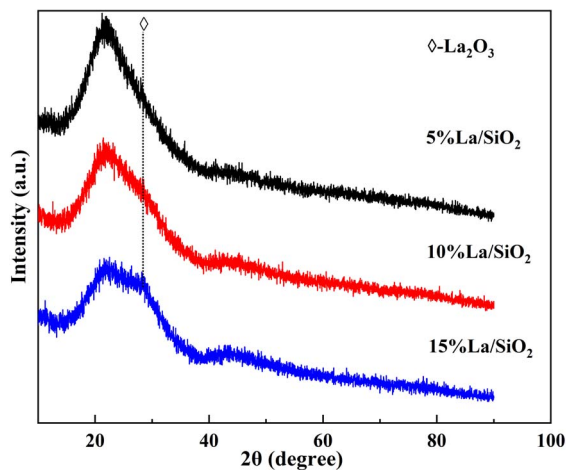


Figure 12. XRD images of La/SiO₂ with different loadings (Figure 12 in original paper).

the corresponding discussion:

“It can be seen from Figure 12 that when the loading of La is 5% and 10%, the diffraction peaks of crystalline lanthanum oxide do not appear, indicating that under these conditions, lanthanum oxide is in a highly dispersed state on the surface of the SiO₂. However, when the La loading is increased to 15%, a weak diffraction peak appears at about 28° (Figure 12), but there are still no sharp diffraction peaks, which indicates that lanthanum oxide is not

uniformly dispersed on the surface of the carrier and lanthanum oxide crystals begin to appear on the surface of the catalyst. Combining the conclusion that loadings of 15%La/SiO₂ and 10%La/SiO₂ lead to high catalytic activity with the XRD characterization, the optimal loading of La/SiO₂ catalyst is between 10%–15%.”



New figure 12. XRD images of La/SiO₂ catalysts with different catalyst loading (obtained after control experiments).

The authors deeply apologize for the inconvenience caused.