



**HAL**  
open science

## Gas-phase identification of (Z)-1,2-ethenediol, a key prebiotic intermediate in the formose reaction

Mattia Melosso, Luca Bizzocchi, Houda Gazzeh, Francesca Tonolo, Jean-Claude Guillemin, Silvia Alessandrini, Victor M. Rivilla, Luca Dore, Vincenzo Barone, Cristina Puzzarini

### ► To cite this version:

Mattia Melosso, Luca Bizzocchi, Houda Gazzeh, Francesca Tonolo, Jean-Claude Guillemin, et al.. Gas-phase identification of (Z)-1,2-ethenediol, a key prebiotic intermediate in the formose reaction. *Chemical Communications*, Royal Society of Chemistry, 2022, 58 (16), pp.2750-2753. 10.1039/d1cc06919e . hal-03592703

HAL Id: hal-03592703

<https://hal.archives-ouvertes.fr/hal-03592703>

Submitted on 12 Apr 2022

**HAL** is a multi-disciplinary open access archive for the deposit and dissemination of scientific research documents, whether they are published or not. The documents may come from teaching and research institutions in France or abroad, or from public or private research centers.

L'archive ouverte pluridisciplinaire **HAL**, est destinée au dépôt et à la diffusion de documents scientifiques de niveau recherche, publiés ou non, émanant des établissements d'enseignement et de recherche français ou étrangers, des laboratoires publics ou privés.



Distributed under a Creative Commons Attribution - NonCommercial | 4.0 International License

## COMMUNICATION

## Gas-phase identification of (Z)-1,2-ethenediol, a key prebiotic intermediate in the formose reaction

Received 00th January 20xx,  
Accepted 00th January 20xx

Mattia Melosso,<sup>\*a,b</sup> Luca Bizzocchi,<sup>a,c</sup> Houda Gazzeh,<sup>d,e</sup> Francesca Tonolo,<sup>a,c</sup> Jean-Claude Guillemain,<sup>d</sup> Silvia Alessandrini,<sup>a,c</sup> Víctor M. Rivilla,<sup>f,g</sup> Luca Dore,<sup>a</sup> Vincenzo Barone,<sup>c</sup> and Cristina Puzzarini<sup>\*a</sup>

DOI: 10.1039/x0xx00000x

**Prebiotic sugars are thought to be formed on primitive Earth by the formose reaction. However, their formation is not fully understood and it is plausible that key intermediates could have formed in extraterrestrial environments and subsequently delivered on early Earth by cometary bodies. 1,2-ethenediol, the enol form of glycolaldehyde, represents a highly reactive intermediate of the formose reaction and is likely detectable in the interstellar medium. Here, we report the identification and first characterization of (Z)-1,2-ethenediol by means of rotational spectroscopy. The title compound has been produced in the gas phase by flash vacuum pyrolysis of bis-*exo*-5-norbornene-2,3-diol at 750°C, through a retro-Diels-Alder reaction. The spectral analysis was guided by high-level quantum-chemical calculations, which predicted spectroscopic parameters in very good agreement with the experiment. Our study provides accurate spectral data to be used for searches of (Z)-1,2-ethenediol in the interstellar space.**

The origin of life from simple raw materials, i.e. abiogenesis, is still a hot, highly debated topic involving many research fields. While a general and robust solution to this problem is still sought, it is nowadays widely accepted that abiogenesis was not a smooth process, but more likely a dynamic scenario involving a number of successive steps and occurring across different geological eras and environments.<sup>1</sup> Indeed, none of the main accredited theories for the origin of life, i.e. primordial soup, hydrothermal vents, and extraterrestrial origin of biological building blocks, is able to fully explain how bio-relevant molecules could have formed and survived in hostile conditions,

although each of them provides unique pieces to complete the overall puzzle. In this context, the extraterrestrial formation (and the subsequent delivery on Earth) of the main building blocks of life, such as amino acids and sugars, is increasingly recognized as an important pathway.<sup>2</sup>

One of the most important routes towards the synthesis of prebiotic species starting from simple organic material is the formose reaction, which is thought to be responsible for the formation of simple carbohydrates, such as ribose, on early Earth environments.<sup>3</sup> The formose reaction uses formaldehyde (H<sub>2</sub>CO, **1**) as starting material and proceeds through aldol, reverse-aldol, and isomerization reactions, eventually forming glycolaldehyde (HOCH<sub>2</sub>CHO, **2**), glyceraldehyde, and a number of four, five, and six-carbon atoms sugars.<sup>4-6</sup> This process, firstly discovered by Butlerov in 1861<sup>6</sup>, leads to the formation of fundamental biological units found in RNA and cofactors (e.g., ATP and NADH). However, the formose reaction exhibits some limits in aqueous solution,<sup>1</sup> thereby reducing its possible role for the sugar formation on early Earth conditions.

Conversely, it is conceivable that formose-like reactions might have played an important role in the gas-phase and dust-grain surface chemistry occurring in the interstellar medium (ISM).<sup>7</sup> The discovery of an enantiomeric excess of L-amino acids in the Murchison meteorite<sup>8</sup> and then in many carbonaceous chondrites further supports this hypothesis, as L-amino acids are found to act as catalyst in the formose reaction, thus promoting the formation of sugars belonging to the D-series.<sup>9</sup> These findings seem to suggest that an enantiomeric imbalance has possibly emerged elsewhere and could have then been transferred to Earth by meteoritic and cometary bombardment. Therefore, it is not unrealistic to think that prebiotic molecules formed in the ISM could have played a role in setting the stage of life on early Earth. This hypothesis is also supported by the detection of interstellar glycolaldehyde<sup>10</sup> and many other complex, bio-relevant species in molecular clouds, star-forming regions, and Solar-type protostars.<sup>11-15</sup> Such observations demonstrate the existence of formation mechanisms of organic molecules compatible with the harsh conditions of the ISM ( $T = 10\text{--}100\text{ K}$ , number densities  $\approx 10^4\text{ cm}^{-3}$ ), whose detailed comprehension still requires a huge effort and, in particular, the

<sup>a</sup> Dipartimento di Chimica "Giacomo Ciamician", Università di Bologna, Via F. Selmi 2, 40126 Bologna, Italy. E-mail: mattia.melosso2@unibo.it; cristina.puzzarini@unibo.it

<sup>b</sup> Scuola Superiore Meridionale, Università di Napoli Federico II, Largo San Marcellino 10, 80138 Naples, Italy.

<sup>c</sup> Scuola Normale Superiore, Piazza dei Cavalieri 7, 56126 Pisa, Italy.

<sup>d</sup> Univ Rennes, Ecole Nationale Supérieure de Chimie de Rennes, CNRS, ISCR – UMR6226, F-35000 Rennes, France.

<sup>e</sup> Université de Monastir, Avenue Taher Haddad B.P 56, Monastir 5000, Tunisie.

<sup>f</sup> Centro de Astrobiología (CSIC-INTA), Ctra. de Ajalvir Km. 4, Torrejón de Ardoz, 28850 Madrid, Spain.

<sup>g</sup> INAF - Osservatorio Astrofisico di Arcetri, Largo E. Fermi 5, 50125 Florence, Italy.

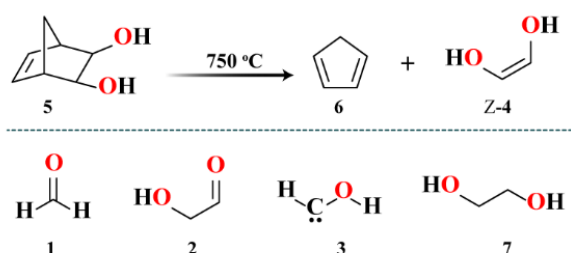
† Electronic Supplementary Information (ESI) available: See

DOI: 10.1039/x0xx00000x

identification of key intermediate species linking small organic species to bio-relevant molecules. Hydroxymethylene (HCOH, **3**) is a prototypical short-lived species involved in sugar formation in non-aqueous conditions that escaped detection for a long time.<sup>16</sup> It is thought to be responsible for an efficient initiation of formose-like reactions,<sup>17</sup> especially at low temperatures such as those found in the ISM. In a similar manner, 1,2-ethenediol (HO-CH=CH-OH, **4**) has been suggested being deeply involved in the process of sugar formation in the ISM, e.g. by producing glyceraldehyde through its reaction with formaldehyde.<sup>18</sup>

Diol **4**, the higher energy and highly reactive enol of **2**, has been recently identified in an experiment simulating methanol-bearing interstellar ice-analogues exposed to ionizing radiation.<sup>18</sup> Similarly to other prebiotic species,<sup>19-21</sup> **4** can be formed on the icy mantles of interstellar dust grains before being released into the gas phase through thermal desorption or energetic processes, such as strong UV irradiation. This suggests that **4** is likely present in the interstellar medium. However, its detection is currently not possible, because its rotational spectrum is unknown to date. Indeed, it should be noted that the 90% of our astrochemical inventory has been discovered through the observation of rotational transitions<sup>22</sup>. Compared to other techniques, e.g., electronic or vibrational spectroscopy, which are more suitable for the identification of functional groups, rotational spectroscopy allows for distinguishing among different isotopologues, structural isomers, and even conformers. In this context, it is noteworthy that both **1** and **2**, as well as two additional C<sub>2</sub>H<sub>4</sub>O<sub>2</sub> isomers (acetic acid and methyl formate), have been identified in space thanks to the observation of their spectroscopic signatures<sup>10, 23, 24</sup>, as it has been the case for halogenated,<sup>25</sup> aromatic,<sup>26, 27</sup> or chiral molecules.<sup>28</sup>

Here, in order to enable a step forward in the understanding of sugar formation in the ISM, we report the gas-phase synthesis of the *Z* isomer of **4** via flash vacuum pyrolysis (FVP) of bis-*exo*-5-norbornene-2,3-diol (C<sub>7</sub>H<sub>10</sub>O<sub>2</sub>, **5**, see Scheme 1) and its spectroscopic characterization.



Scheme 1 - (*Z*)-1,2-ethenediol (*Z*-**4**) and cyclopentadiene (**6**) generated in the flash vacuum pyrolysis of bis-*exo*-5-norbornene-1,2-diol (**5**). Other molecules of interest are reported for the sake of clarity: formaldehyde (**1**), glycolaldehyde (**2**), hydroxymethylene (**3**), and ethylene glycol (**7**).

The synthesis is based on the general retro-Diels-Alder reaction proposed by Turecek<sup>29</sup>. The *Z* isomer of **4** (hereafter *Z*-**4**) has been characterized via measurements of its spectrum using a frequency-modulation submillimeter-spectrometer and its comparison with simulations based on high-level quantum-chemical calculations (see ESI for details).

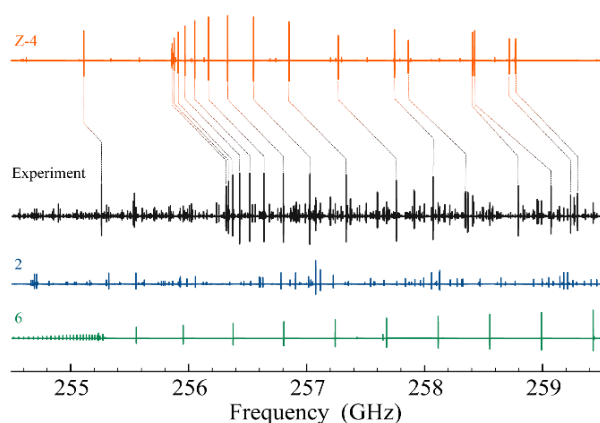


Fig. 1 - Portion of the millimeter-wave spectrum around 257 GHz. The experimental spectrum (black trace) is compared with the spectral simulation of glycolaldehyde (**2**, blue trace), cyclopentadiene (**6**, green trace), and the computational guess obtained for 1,2-ethenediol (*Z*-**4**, orange trace). The intensities of the simulated spectra have been adjusted in order to match roughly the experimental spectrum.

The spectrum, recorded between 80–125 GHz and 240–375 GHz during the FVP of **5** at 750°C, revealed absorptions due to the by-product cyclopentadiene (*c*-C<sub>5</sub>H<sub>6</sub>, **6**) and the more stable tautomeric form **2**.<sup>30</sup> However, the most intense features detected in the spectrum (Fig. 1) do not belong to any of these or other known molecules, while they match very well the spectral patterns predicted for the *Z*-(*syn,anti*) form of **4**.<sup>‡</sup>

With the help of theoretical predictions (based on coupled-cluster theory<sup>§</sup>) and using the SPCAT<sup>31</sup> subroutine of the CALPGM suite, the signals around 257 GHz could be unambiguously assigned to the strongest  $\mu_a$ -allowed transitions of *Z*-**4** ( $\mu_a = 1.96$  D), shifted with respect to predictions by only 0.1%. This first assignment has been used to refine the spectral predictions, in order to reduce the discrepancy between the computed and observed spectra and to facilitate the interpretation of the subsequent measurements. In addition, we found that a mild heating of **5** decreases the intensity of the interfering lines produced by **2**. Under the best conditions, the *Z*-**4** to **2** abundance ratio is about 6:1.

The identification of *Z*-**4** was further confirmed by the presence of a tiny splitting in most of the absorption features. These splittings are a clear evidence of a tunneling motion occurring within the molecular frame, as expected in view of the similarity of *Z*-**4** with ethylene glycol (HO-(CH<sub>2</sub>)<sub>2</sub>-OH, **7**).<sup>32</sup> In particular, the -OH moieties undergo a concerted large amplitude tunneling motion between two equivalent positions of *Z*-(*syn,anti*)-**4**, thus splitting each rotational energy level into two. As a consequence, the transitions allowed by the dipole moment component oriented along the exchange axis must occur between the two inversion states and show a 10:6 intensity ratio obeying to spin-statistics (Fig. 2, see also Sec. 2 in the ESI). On the other hand, moderately intense *b*-type transitions ( $\mu_b = 0.62$  D) take place within the inversion states.

In agreement with the results of Kleimeier et al.<sup>18</sup>, our computed equilibrium geometry of *Z*-**4** indicates a non-planar structure (the C=C-O-H dihedral angle being about 25°), which should result in a moderate dipole moment component along the *c*-axis of the molecule ( $\mu_c = 0.97$  D). However, no  $\mu_c$ -allowed transitions could be observed in the spectrum. While this fact

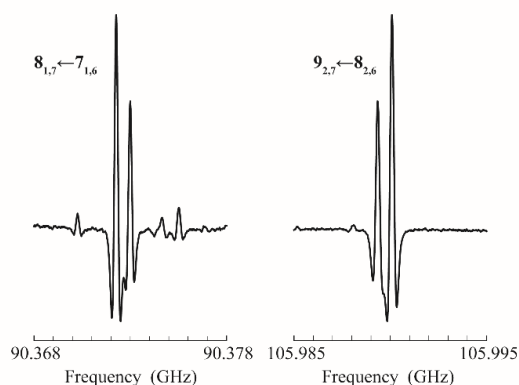


Fig. 2 Tunneling splittings recorded for two low-frequency transitions of Z-4. The observed ratio is 10:6 in accordance with spin-statistics.

may appear puzzling at first, the experimental evidence is explained by the very low barrier to planarity ( $\approx 0.2$  kJ mol<sup>-1</sup> at the B2PLYP/aug-cc-pVTZ level of theory; see ESI for details), ruled by the motion of a single H atom. Hence, in the ground vibrational state the molecule is effectively planar, as confirmed by its inertia defect, whose value is close to zero and slightly negative (see Table 1), a clear sign of near planarity together with the low frequency out of plane motion<sup>33</sup>.

From the analysis of the spectrum, more than 1100 transitions have been assigned to Z-4 and analysed with an effective Hamiltonian that accounts for centrifugal distortion as well as tunneling effects. The optimized spectroscopic constants are in excellent agreement with the corresponding computed values (Table 1). This, together with the observed tunneling splittings, provides strong evidence for the correct identification of Z-4 and for its structure and internal dynamics. The small energy difference between the two inversion substates is a clear hint of a high-barrier separating the two identical conformations of Z-(*syn,anti*)-4. In the *aGg'* form of 7, this energy difference is four orders of magnitude larger,<sup>34</sup> because the single C-C bond lowers the barrier height considerably.

Table 1 Comparison of experimental and quantum-chemical spectroscopic parameters of (Z)-1,2-ethenediol.

| Constant  | Unit | Value <sup>[a]</sup> | Theory <sup>[b]</sup> | Constant   | Unit              | Value <sup>[a]</sup> |
|-----------|------|----------------------|-----------------------|------------|-------------------|----------------------|
| A         | MHz  | 19507.2(2)           | 19597.9               | $E^*$      | MHz               | 0.361(3)             |
| B         | MHz  | 6312.1(2)            | 6298.6                | $E^*_J$    | kHz               | 0.12(1)              |
| C         | MHz  | 4772.4533(2)         | 4766.8                | $E^*_K$    | kHz               | 0.75(5)              |
| $D_J$     | kHz  | 6.9479(4)            | 7.21                  | $E^*_{JJ}$ | Hz                | 0.10(1)              |
| $D_{JK}$  | kHz  | -36.977(6)           | -39.15                | $E^*_{JK}$ | Hz                | 0.7(1)               |
| $D_K$     | kHz  | 103.10(1)            | 107.88                | $E^*_{KK}$ | Hz                | 1.6(2)               |
| $d_1$     | kHz  | -2.2929(2)           | -2.35                 | $F_{ob}$   | MHz               | -218(6)              |
| $d_2$     | kHz  | -0.15145(4)          | -0.15                 | $\Delta$   | $\mu\text{\AA}^2$ | -0.078               |
| $H_J$     | mHz  | 3.1(1)               | -0.26                 |            |                   |                      |
| $H_{JK}$  | mHz  | 112.7(5)             | 171.                  |            |                   |                      |
| $H_{KJ}$  | mHz  | -1378.(5)            | -1660.                |            |                   |                      |
| $H_K$     | mHz  | 3490.                | 3490.                 |            |                   |                      |
| $h_1$     | mHz  | 2.9(1)               | 1.74                  |            |                   |                      |
| $h_2$     | mHz  | 1.080                | 1.080                 |            |                   |                      |
| $h_3$     | mHz  | 0.243                | 0.243                 |            |                   |                      |
| $L_{KKJ}$ | mHz  | 0.074(6)             |                       |            |                   |                      |

[a] Numbers in parentheses represent the error in the unit of the last quoted digit. When the error is not reported, the parameter is kept fixed to the corresponding computed value. [b] See ESI for details about the level of theory employed.

The accurate spectroscopic characterization of Z-4 now permits its search in the ISM. The observation of 4 would shed light on how formose-like reactions can proceed under interstellar

conditions, whether following the mechanism proposed by Ricardo et al.<sup>35</sup> or a different pathway,<sup>5</sup> and can provide additional insights on sugar formation in extraterrestrial environments.

Being the highly energetic tautomeric form of 2, the diol 4 can promote chemical reactions when no external energetic sources are available, as it is the case at very low temperatures. This opens up reaction channels that otherwise would be closed and expands the horizon of sugars formation in the ISM. With both 1 and 2 already detected in different astronomical environments,<sup>10, 23, 36, 37</sup> the presence of 4 in the interstellar medium appears more than plausible. The interest in 4 is, however, not limited to prebiotic and interstellar chemistry; enols are also key intermediates of tropospheric acids via keto-enol photo-tautomerization mechanisms<sup>38</sup> and of hydrocarbon oxidation processes,<sup>39</sup> thus widening the number of applications for which our gas-phase spectroscopic identification is invaluable.

From another point of view, this work demonstrates the feasibility of producing 4 directly in the gas phase through the retro-Diels-Alder reaction of 5, thereby allowing its spectroscopic characterization. Although the coupling of FVP with high-resolution spectroscopic techniques has been widely employed in the past for the study of enols,<sup>40, 41</sup> carbenes<sup>42, 43</sup>, and other unstable species,<sup>44-46</sup> this is the first time that an enediol is observed directly in the gas phase by rotational spectroscopy. The analysis of the spectrum, supported by quantum-chemical calculations, has revealed a vibrationally-averaged planar structure of Z-(*syn,anti*)-4, which undergoes a large amplitude tunneling motion that exchanges the position of the two hydroxyl groups. The experimental findings are in excellent agreement with results issuing from high-level quantum-chemical calculations. In view of the important information that can be retrieved from the spectroscopic characterization in an isolated environment, and the concrete possibility to search for the title molecule in the ISM, we are currently extending the approach presented here to a number of highly reactive species not yet observed in the gas phase.

## Acknowledgements

This study was supported by Bologna University (RFO funds) and the Italian Space Agency (ASI; 'Life in Space' project, N. 2019-3-U.O). The SMART@SNS Laboratory (<http://smart.sns.it>) is acknowledged for providing high-performance computing facilities. J.-C.G. thanks the Centre National d'Etudes Spatiales (CNES) and the "Programme National Physique et Chimie du Milieu Interstellaire" (PCMI) of CNRS/INSU with INC/INP co-funded by CEA and CNES for a grant. V.M.R. acknowledges support from the Comunidad de Madrid through the Atracción de Talento Investigador Modalidad 1 (Doctores con experiencia) Grant (COOL: Cosmic Origins Of Life; 2019-T1/TIC-15379).

## Notes and references

‡ Diol 4 can exist in two different stereoisomeric forms, namely *E* and *Z*, with the latter being more stable by about 20 kJ mol<sup>-1</sup>.<sup>47</sup> The *Z* isomer possesses two configurations, the preferred (*syn, anti*) form and the higher energetic (*anti, anti*) conformer.

- § Equilibrium rotational constants obtained using the CCSD(T)/CBS+CV composite scheme (see ESI) and augmented by vibrational corrections computed at the fc-MP2/cc-pVTZ level of theory; quartic and sextic centrifugal distortion constants obtained from anharmonic force field calculations at the fc-MP2/cc-pVTZ level.
- N. Kitadai and S. Maruyama, *Geosci Front*, 2018, **9**, 1117-1153.
  - K. Ruiz-Mirazo, C. Briones and A. de la Escosura, *Chem. Rev.*, 2014, **114**, 285-366.
  - R. Shapiro, *Origins Life Evol B*, 1988, **18**, 71-85.
  - R. Breslow, *Tetrahedron Lett.*, 1959, **1**, 22-26.
  - C. Appayee and R. Breslow, *J. Am. Chem. Soc.*, 2014, **136**, 3720-3723.
  - A. Butlerow, *Justus Liebigs Annalen der Chemie*, 1861, **120**, 295-298.
  - A. F. Jalbout, L. Abrell, L. Adamowicz, R. Polt, A. J. Apponi and L. M. Ziurys, *Astrobiology*, 2007, **7**, 433-442.
  - J. R. Cronin and S. Pizzarello, *Science*, 1997, **275**, 951-955.
  - S. Pizzarello and A. L. Weber, *Origins Life Evol B*, 2010, **40**, 3-10.
  - J. M. Hollis, F. J. Lovas and P. R. Jewell, *Astrophys. J.*, 2000, **540**, L107-L110.
  - V. M. Rivilla, I. Jimenez-Serra, J. Martin-Pintado, C. Briones, L. F. Rodriguez-Almeida, F. Rico-Villas, B. Tercero, S. S. Zeng, L. Colzi, P. de Vicente, S. Martin and M. A. Requena-Torres, *Proc. Natl. Acad. Sci. U.S.A.*, 2021, **118**.
  - S. Manigand, J. K. Jorgensen, H. Calcutt, H. S. P. Muller, N. F. W. Ligterink, A. Coutens, M. N. Drozdovskaya, E. F. van Dishoeck and S. F. Wampfler, *Astron. Astrophys.*, 2020, **635**.
  - A. Belloche, R. T. Garrod, H. S. P. Muller, K. M. Menten, I. Medvedev, J. Thomas and Z. Kisiel, *Astron. Astrophys.*, 2019, **628**.
  - S. Zeng, D. Quenard, I. Jimenez-Serra, J. Martin-Pintado, V. M. Rivilla, L. Testi and R. Martin-Domenech, *Mon. Not. R. Astron. Soc.*, 2019, **484**, L43-L48.
  - A. Belloche, K. M. Menten, C. Comito, H. S. P. Muller, P. Schilke, J. Ott, S. Thorwirth and C. Hieret, *Astron. Astrophys.*, 2008, **482**, 179-U137.
  - P. R. Schreiner, H. P. Reisenauer, F. C. Pickard, A. C. Simmonett, W. D. Allen, E. Matyus and A. G. Csaszar, *Nature*, 2008, **453**, 906-U942.
  - A. K. Eckhardt, M. M. Linden, R. C. Wende, B. Bernhardt and P. R. Schreiner, *Nat Chem*, 2018, **10**, 1141-1147.
  - N. F. Kleimeier, A. K. Eckhardt and R. I. Kaiser, *J. Am. Chem. Soc.*, 2021, **143**, 14009-14018.
  - F. Dulieu, T. Nguyen, E. Congiu, S. Baouche and V. Taquet, *Mon. Not. R. Astron. Soc.*, 2019, **484**, L119-L123.
  - M. Melosso, A. Belloche, M. A. Martin-Drumel, O. Pirali, F. Tamassia, L. Bizzocchi, R. T. Garrod, H. S. P. Muller, K. M. Menten, L. Dore and C. Pizzarin, *Astron. Astrophys.*, 2020, **641**.
  - V. M. Rivilla, J. Martin-Pintado, I. Jimenez-Serra, S. Martin, L. F. Rodriguez-Almeida, M. A. Requena-Torres, F. Rico-Villas, S. S. Zeng and C. Briones, *Astrophys. J. Lett.*, 2020, **899**.
  - B. A. McGuire, *Astrophys. J., Suppl. Ser.*, 2018, **239**, 17.
  - L. E. Snyder, D. Buhl, B. Zuckerman and P. Palmer, *Phys. Rev. Lett.*, 1969, **22**, 679-681.
  - S. J. El-Abd, C. L. Brogan, T. R. Hunter, E. R. Willis, R. T. Garrod and B. A. McGuire, *Astrophys. J.*, 2019, **883**, 129.
  - E. C. Fayolle, K. I. Oberg, J. K. Jorgensen, K. Altwegg, H. Calcutt, H. S. P. Muller, M. Rubin, M. H. D. van der Wiel, P. Bjerke, T. L. Bourke, A. Coutens, E. F. van Dishoeck, M. N. Drozdovskaya, R. T. Garrod, N. F. W. Ligterink, M. V. Persson, S. F. Wampfler and R. Team, *Nat Astron*, 2017, **1**, 703-708.
  - B. A. McGuire, A. M. Burkhardt, S. Kalenskii, C. N. Shingledecker, A. J. Remijan, E. Herbst and M. C. McCarthy, *Science*, 2018, **359**, 202-205.
  - B. A. McGuire, R. A. Loomis, A. M. Burkhardt, K. L. K. Lee, C. N. Shingledecker, S. B. Charnley, I. R. Cooke, M. A. Cordiner, E. Herbst, S. Kalenskii, M. A. Siebert, E. R. Willis, C. Xue, A. J. Remijan and M. C. McCarthy, *Science*, 2021, **371**, 1265-1269.
  - B. A. McGuire, P. B. Carroll, R. A. Loomis, I. A. Finneran, P. R. Jewell, A. J. Remijan and G. A. Blake, *Science*, 2016, **352**, 1449-1452.
  - F. Tureček and V. Hanuš, *Mass Spectrom. Rev.*, 1984, **3**, 85-152.
  - H. S. P. Muller, F. Schloder, J. Stutzki and G. Winnewisser, *J. Mol. Struct.*, 2005, **742**, 215-227.
  - H. M. Pickett, *J. Mol. Spectrosc.*, 1991, **148**, 371-377.
  - D. Christen, L. H. Coudert, R. D. Suenram and F. J. Lovas, *J. Mol. Spectrosc.*, 1995, **172**, 57-77.
  - T. Oka, *J. Mol. Struct.*, 1995, **352-353**, 225-233.
  - M. Melosso, L. Dore, F. Tarnassia, C. L. Brogan, T. R. Hunter and B. A. McGuire, *J. Phys. Chem. A*, 2020, **124**, 240-246.
  - A. Ricardo, F. Frye, M. A. Carrigan, J. D. Tipton, D. H. Powell and S. A. Benner, *J. Org. Chem.*, 2006, **71**, 9503-9505.
  - J. K. Jørgensen, A. Belloche and R. T. Garrod, *Annu. Rev. Astron. Astrophys.*, 2020, **58**, 727-778.
  - S. K. Blair, L. Magnani, J. Brand and J. G. A. Wouterloot, *Astrobiology*, 2008, **8**, 59-73.
  - D. U. Andrews, B. R. Heazlewood, A. T. Maccarone, T. Conroy, R. J. Payne, M. J. T. Jordan and S. H. Kable, *Science*, 2012, **337**, 1203-1206.
  - C. A. Taatjes, N. Hansen, A. McIlroy, J. A. Miller, J. P. Senosiain, S. J. Klippenstein, F. Qi, L. S. Sheng, Y. W. Zhang, T. A. Cool, J. Wang, P. R. Westmoreland, M. E. Law, T. Kasper and K. Kohse-Hoinghaus, *Science*, 2005, **308**, 1887-1889.
  - A. Mardyukov, A. K. Eckhardt and P. R. Schreiner, *Angew Chem Int Ed*, 2020, **59**, 5577-5580.
  - A. Mardyukov, F. Keul and P. R. Schreiner, *Angew Chem Int Ed*, 2021, **60**, 15313-15316.
  - C. C. Womack, K. N. Crabtree, L. McCaslin, O. Martinez, R. W. Field, J. F. Stanton and M. C. McCarthy, *Angew Chem Int Ed*, 2014, **53**, 4089-4092.
  - A. K. Eckhardt and P. R. Schreiner, *Angew Chem Int Ed*, 2018, **57**, 5248-5252.
  - P. Neuhaus and W. Sander, *Angew Chem Int Ed*, 2010, **49**, 7277-7280.
  - K. Edel, S. A. Brough, A. N. Lamm, S. Y. Liu and H. F. Bettinger, *Angew Chem Int Ed*, 2015, **54**, 7819-7822.
  - N. M. Kidwell, V. Vaquero-Vara, T. K. Ormond, G. T. Buckingham, D. Zhang, D. N. Mehta-Hurt, L. McCaslin, M. R. Nimlos, J. W. Daily, B. C. Dian, J. F. Stanton, G. B. Ellison and T. S. Zwier, *J. Phys. Chem. Lett.*, 2014, **5**, 2201-2207.
  - A. Karton and D. Talbi, *Chem. Phys.*, 2014, **436**, 22-28.