

FORMATIVE ASSESSMENT REVISITED: COMBINED USE OF MOODLE AND MAHARA FOR ELEVATING TEACHING GOALS IN SOME MEDICAL SCHOOL COURSES

Adriano Ceccarelli and Ana Sofia Lopes Sucuma

Dept of Clinical and Biological Sciences and Medicine and Surgery Course

University of Turin

adriano.ceccarelli@unito.it – ana.lopessucuma@edu.unito.it



w. **pridaunito.** et

Benvenuti nel sito che ho
aperto per potere continuare ad
offrire un supporto alla
didattica che svolgo in alcuni
Corsi di Laurea della Scuola di
Medicina dell'Università di
Torino.

Adriano Ceccarelli

er tra ente

informazioni e commenti: *Adriano Ceccarelli*

Home

medicina

molgen

MEDinTO

moodle

CLOPD

forum

infermieri

alfatest

Contact

perchè

Da qualche tempo il servizio di web-hosting dell'Ateneo è stato dismesso, senza che però si trovassero alternative valide per il mantenimento di interi siti dedicati alla didattica, come questo. Infatti il materiale che viene collocato sul web e reso pubblico da parte dei docenti si limita prevalentemente a pagine personali, contenenti un profilo di carriera scientifica ed accademica, eventualmente un curriculum disponibile per il download, ed eventualmente anche una fotografia, soprattutto se si è fotogenici. Il materiale didattico, quando c'è, consiste quasi sempre solo in piccole collezioni di slides in vari formati. E' logico quindi che i casi in cui invece i contenuti si differenziano notevolmente da quelli descritti non abbiano giustificato, poichè rari, lo sforzo di trovare delle soluzioni adeguate. Spero che in futuro si possa ritornare all'interno del dominio unito.it, anche se ne dubito, dato che unito.it sta uscendo da se stesso, se così si può dire, per mettersi nelle braccia assai più capienti e robuste di altri, famosi, fornitori di servizi.

Biologia cellulare

Cenni di struttura delle biomolecole

generalità

lipidi

polisaccaridi

proteine

acidi nucleici

La cellula

La cellula come unità

Proprietà fondamentali delle cellule

Architettura cellulare

Le reazioni chimiche della cellula

Termodinamica e vita

accoppiamento delle reazioni eso- ed endoergoniche

gli enzimi

F corso odonto index

F biomolecole

I legami chimici

lipidi

proteine

acidi nucleici

forum

clicca sui bottoni in alto per iniziare ad esplorare questo modulo



	vantaggi	svantaggi
contenuti di tipo digitale di tipo sito web usati a lezione forniti come materiale di studio	<ul style="list-style-type: none"> • upgrade continuo • fruibile da vari tipi di dispositivi 	<ul style="list-style-type: none"> • coincidenza di contenuti (lezioni/materiali online) disincentivante
valutazione test intermedio e finale non strutturato quiz strutturati a fine corso	<ul style="list-style-type: none"> • buona rilevazione di performances di tipo non nozionistico 	<ul style="list-style-type: none"> • tempo-docente per correzione test non strutturati eccessivo (30'/studente/elaborato) • questo formato di corso non prevede tempo per esercizi su quiz finale

Studenti poco motivati e concentrati sugli aspetti nozionistici

Uso di moodle solo a scopo valutativo

The screenshot shows a Moodle course page for 'CBG Molecular Genetics'. The top navigation bar includes 'Dashboard', 'UniTO', 'HelpDesk', and 'My courses'. The breadcrumb trail is: Home > LMCU/MD programs > MEDinTO Medicine & Surgery (LMCU) > Past academic years > 2017-2018 > Semester 1 > I- CBG -> Molecular genetics. A 'Turn editing on' button is in the top right. The main content area features a vertical sidebar on the left with categories: Administration, Latest announcements, Navigation, Upcoming events, and Recent activity. The main content includes a 'Search forums' widget with a search box and 'Go' button, a 'Messages' widget, and a 'People' widget showing 'Participants'. Below these are six orange boxes representing course units: 'Introduction to the Molecular Genetics Module', 'Unit 1 - Nucleus and DNA the organization, propagation and conservation of genetic information part 1', 'Unit 2 - Nucleus and DNA the organization, propagation and conservation of genetic information part 2', 'Unit 3 - Nucleus and RNA copying and distributing genetic information to cytoplasm part 1', 'Unit 4 - Nucleus and RNA copying and distributing genetic information to cytoplasm part 2', and 'Final retakes Unit'.

The screenshot shows a Moodle course page for 'Unit 1 - NUCLEUS and DNA'. On the left is a vertical navigation menu with buttons for 'Administration', 'Latest announcements', 'Navigation', 'Upcoming events', and 'Recent activity'. The main content area has a yellow header with the title 'Unit 1 - NUCLEUS and DNA' and subtitle 'the organization, propagation and conservation of genetic information - part 1'. Below the header, there is a welcome message, an overview of the unit's objectives, and a list of sections with links to go to each section. A confirmation message states that individual activities have been completed. Below this, there are links to group activities and a summative assessment. At the bottom, there is a link to the unit forum and a gear icon for settings.

Unit 1 - NUCLEUS and DNA
the organization, propagation and conservation of genetic information - part 1

You are welcome to Unit1-2ndEd of the Molecular genetic Module of the CBG course 2017-18.

The overall objective of this Unit is to understand how information is layered into DNA molecules, from the nucleotide sequence up to the principles according to which DNA molecules are organized in a complex architectural 3D structure in living nuclei.

As in the 1st edition, the unit is divided into 4 sections, each dealing with different aspects of this topic. In each section, a list of learning outcomes (LO) is provided, together with assessment tests. The individual work for each section will have to be completed and the form to confirm completion will have to be filled by the day before the planned group activity at 23:55

go to **section 1-1 - Genetic information**

go to **section 1-2 - Nucleic Acids**

go to **section 1-3 - Genes and Genomes**

go to **section 1-4 - DNA in living nuclei**

confirm individual activities have been completed (necessary for pass/fail grades)

This form will not be available unless:

- The activity **assessment - section 1-1** is marked complete
- The activity **assessment - section 1-2** is marked complete
- The activity **assessment - section 1-3** is marked complete
- The activity **assessment - section 1-4** is marked complete

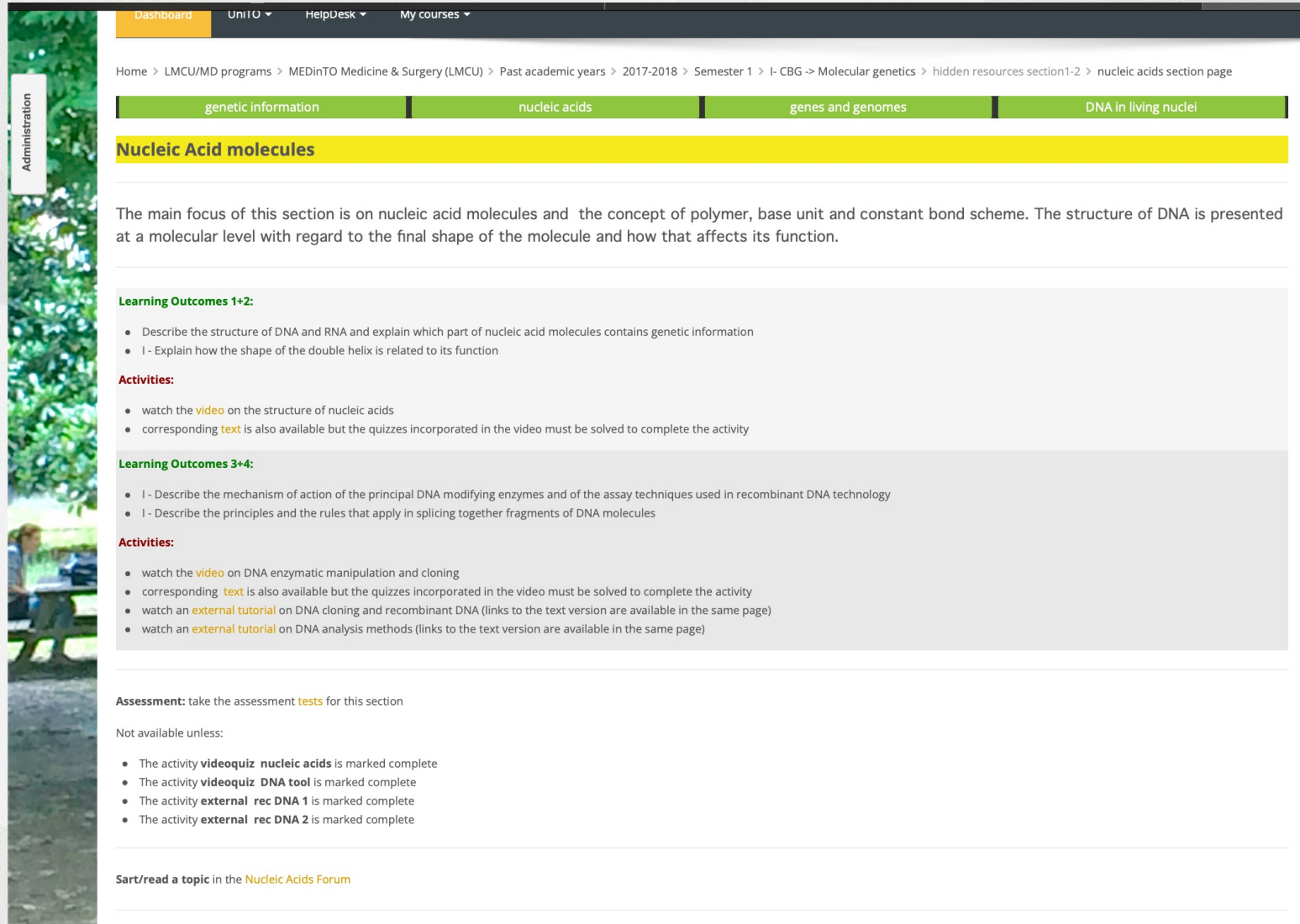
go to **group activities** of Unit1-2ndEd (only available on March the 14th 2018)

go to **summative assessment** Unit1-2ndEd (only available as of March the 19th 2018)

go to **unit 1 forum**

⚙️
Available from **16 October 2017** (hidden otherwise)

[+ Add an activity or resource](#)



The screenshot shows a Moodle course page. At the top, there is a navigation bar with 'Dashboard', 'Unit 0', 'HelpDesk', and 'My courses'. Below this is a breadcrumb trail: 'Home > LMCU/MD programs > MEDinTO Medicine & Surgery (LMCU) > Past academic years > 2017-2018 > Semester 1 > I- CBG -> Molecular genetics > hidden resources section1-2 > nucleic acids section page'. A horizontal menu contains 'genetic information', 'nucleic acids', 'genes and genomes', and 'DNA in living nuclei'. The main heading is 'Nucleic Acid molecules'. The text states: 'The main focus of this section is on nucleic acid molecules and the concept of polymer, base unit and constant bond scheme. The structure of DNA is presented at a molecular level with regard to the final shape of the molecule and how that affects its function.' There are two sections for 'Learning Outcomes' and 'Activities'. The first section (1+2) includes outcomes like 'Describe the structure of DNA and RNA' and activities like 'watch the video on the structure of nucleic acids'. The second section (3+4) includes outcomes like 'Describe the mechanism of action of the principal DNA modifying enzymes' and activities like 'watch the video on DNA enzymatic manipulation and cloning'. An 'Assessment' section mentions 'take the assessment tests for this section'. A 'Not available unless:' section lists conditions for accessing activities like 'videoquiz nucleic acids' and 'external rec DNA 1'. A final note says 'Sart/read a topic in the Nucleic Acids Forum'.

Dashboard Unit 0 HelpDesk My courses

Home > LMCU/MD programs > MEDinTO Medicine & Surgery (LMCU) > Past academic years > 2017-2018 > Semester 1 > I- CBG -> Molecular genetics > hidden resources section1-2 > nucleic acids section page

genetic information nucleic acids genes and genomes DNA in living nuclei

Nucleic Acid molecules

The main focus of this section is on nucleic acid molecules and the concept of polymer, base unit and constant bond scheme. The structure of DNA is presented at a molecular level with regard to the final shape of the molecule and how that affects its function.

Learning Outcomes 1+2:

- Describe the structure of DNA and RNA and explain which part of nucleic acid molecules contains genetic information
- I - Explain how the shape of the double helix is related to its function

Activities:

- watch the [video](#) on the structure of nucleic acids
- corresponding [text](#) is also available but the quizzes incorporated in the video must be solved to complete the activity

Learning Outcomes 3+4:

- I - Describe the mechanism of action of the principal DNA modifying enzymes and of the assay techniques used in recombinant DNA technology
- I - Describe the principles and the rules that apply in splicing together fragments of DNA molecules

Activities:

- watch the [video](#) on DNA enzymatic manipulation and cloning
- corresponding [text](#) is also available but the quizzes incorporated in the video must be solved to complete the activity
- watch an [external tutorial](#) on DNA cloning and recombinant DNA (links to the text version are available in the same page)
- watch an [external tutorial](#) on DNA analysis methods (links to the text version are available in the same page)

Assessment: take the assessment [tests](#) for this section

Not available unless:

- The activity [videoquiz nucleic acids](#) is marked complete
- The activity [videoquiz DNA tool](#) is marked complete
- The activity [external rec DNA 1](#) is marked complete
- The activity [external rec DNA 2](#) is marked complete

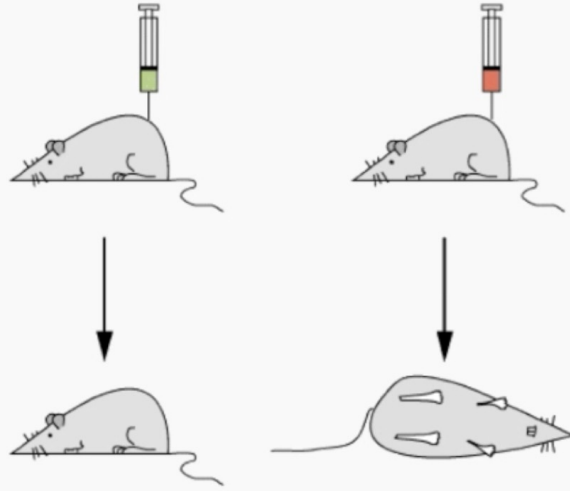
Sart/read a topic in the [Nucleic Acids Forum](#)

Administration

summary genetic information L

living R-Type Streptococcus cells

living S-type streptococcus cells



The diagram illustrates Griffith's experiment on bacterial transformation. It shows two columns. The left column is titled 'living R-Type Streptococcus cells'. It depicts a mouse being injected with a syringe containing a green liquid. Below this, an arrow points to a healthy mouse. The right column is titled 'living S-type streptococcus cells'. It depicts a mouse being injected with a syringe containing a red liquid. Below this, an arrow points to a mouse that is dead and bloated.

Genetic carrier

The ability to generate characters with parents implies the existence of a mechanism for

- 1) the encoding of the characters into some form of information and
- 2) transferring this information to the cells that parents use to generate progeny, i.e. the gametes.

Humans have known since a long time that it is possible to manipulate the characters of the offspring by accurately choosing the parents bearing the wanted characters and to the required extent. However it was only in the last 2 centuries that we have been able to formally show the existence of the information (we might better call it a set of instructions) and to prove that it is carried by nucleic acid molecules, mainly of the DNA type. The following experiments will take us through the steps that have been necessary to accumulate direct evidence of these facts.

Griffith's experiment

Streptococci are widespread gram-positive bacteria. While some of them can give rise to pneumoniae and


[back to figure list](#)

Collegati a "www.fuoridainito.net/motop_js2/didatt...genetica/left-info/genetica123.html" in un altro frame

NICO Neuroscience Institute Cavalieri Ottolenghi Dipartimento di Scienze Cliniche e Biologiche UNIVERSITÀ DI TORINO

2:17 / 11:38

Download Embed



Administration

summary genetic information L

Add...

In Griffith's experiment DNA from S strain bacteria caused R strain bacteria to be transformed

true false

verify

Griffith's ex

Streptococci are... While **some of**... cause death (S... completely innoc... some experime... conferred the virulence based on the **observation** that killing the S-type cells with heat could inactivate the virulence. **Mixing** the heat killed extract of S-type cells with live R-type cells not only reconstituted the virulence, but the progeny of the treated R-type cells isolated from dead mice permanently retained the ability to cause pneumonia. R-type cells had been "transformed" into S-type cells.

Furthermore, the existence of a substance that could carry the informations necessary to turn R-type cells... also be inferred, but there... that such a substance might have been.

Griffith's Experiment

Avery's experiment

Avery set an experiment to identify the class of molecules involved in the transfer of information at the basis of the transformation process. The most important classes of macromolecules (i.e. sugars and polysaccharides, lipids, proteins and nucleic acids) were purified from S-type Streptococci and mixed with R-type cells, whose colonies were grown up on nutrient agar plates in controlled conditions. Only the nucleic acids proved to have the ability to transform

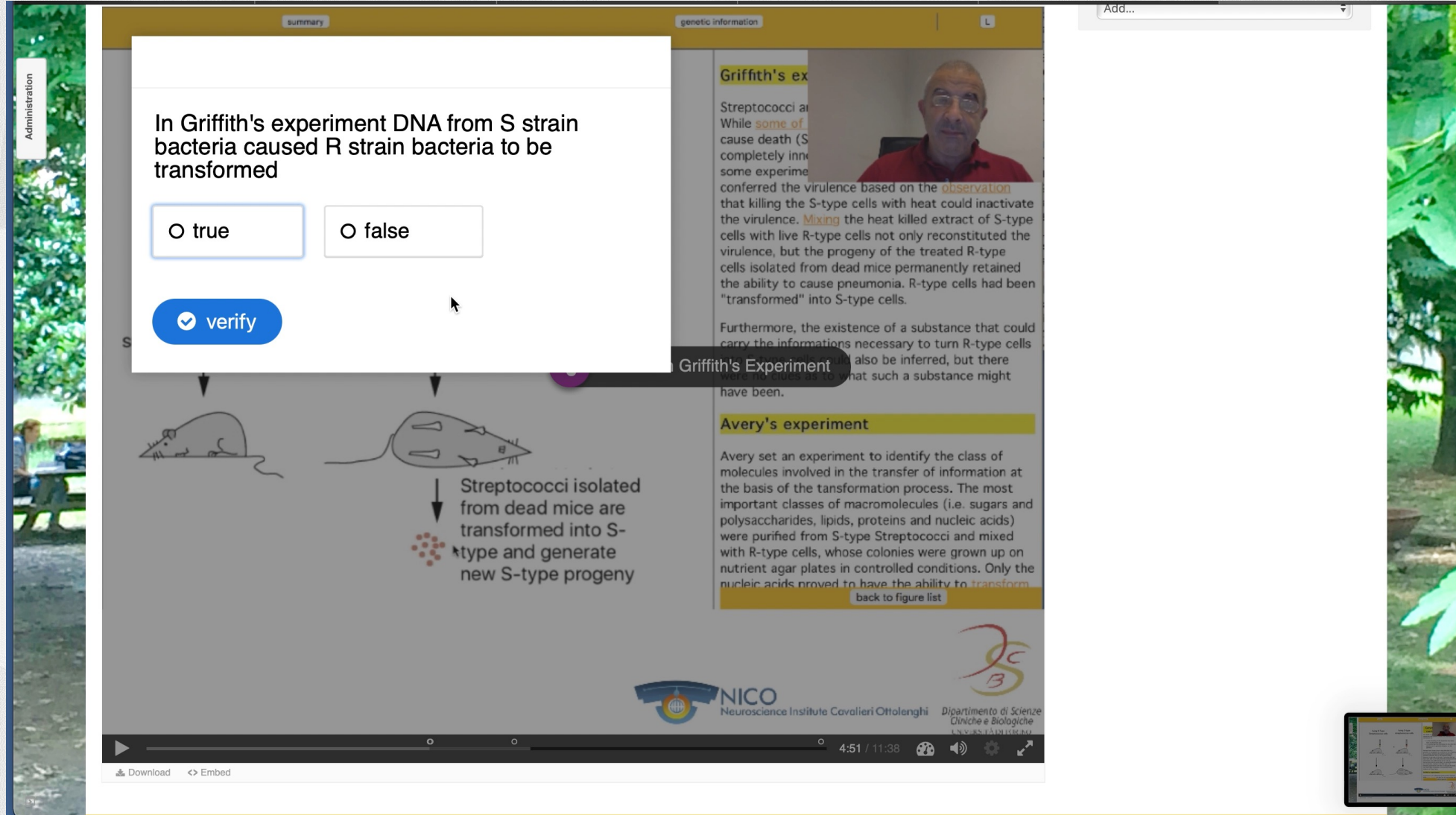
back to figure list

Streptococci isolated from dead mice are transformed into S-type and generate new S-type progeny

NICO Neuroscience Institute Cavalieri Ottolenghi Dipartimento di Scienze Cliniche e Biologiche UNIVERSITÀ DI TORINO

4:51 / 11:38

Download Embed



Dashboard UniTO HelpDesk My courses


Home > LMCU/MD programs > MEDinTO Medicine & Surgery (LMCU) > Past academic years > 2017-2018 > Semester 1 > I- CBG -> Molecular genetics > hidden resources for group activities 2ndEd > summative unit 3

summative unit 3

Q1
Operon regulation can be of the inducible or repressible type, while at the same time operons can fall under positive or negative control. Explain how each type of regulation can be achieved by either type of control. Drawing a scheme may help and is acceptable, but text will be needed anyway to explain the scheme (400 words)

Q2
Bacteria use operons to up and down regulate protein production based on their metabolic needs and environment. Keeping homeostasis in mind, which of the two types of operon is likely to be used for catabolic and which for anabolic pathways? Explain your reasoning. (400 words)

Please find attached the file with the grading rubric.

 unit3 rubric.pdf

Grading summary

Participants	17
Drafts	0
Submitted	15
Needs grading	0
Due date	Tuesday, 15 May 2018, 11:55 PM
Time remaining	Assignment is due

[View all submissions](#) [Grade](#)



CATEGORY	4	3	2	1	total points available
language-mechanics pts	No grammatical, spelling or punctuation errors. 2	Almost no grammatical, spelling or punctuation errors. 1,5	A few grammatical, spelling, or punctuation errors. 1	Many grammatical, spelling, or punctuation errors. 0,5	2
language-content pts	All words chosen with accuracy. No use of words or verbs with wrong meaning. 2	Almost all words chosen with accuracy. Almost no use of words or verbs with wrong meaning. 1,5	A few words or verbs with a wrong meaning are used. 1	Many words or verbs with a wrong meaning are used. 0,5	2
Organization pts	Information is very organized with well-constructed paragraphs and subheadings. up to 7-8	Information is organized with well-constructed paragraphs. up to 5-6	Information is organized, but paragraphs are not well-constructed. up to 3-4	The information appears to be disorganized. up to 1-2	8,00
Amount of Information pts	All topics are addressed with at least 2 sentences about each. up to 7-8	Not all topics are addressed - at least 2 sentences about each. up to 5-6	Not all topics are addressed - 1 sentence about each. up to 3-4	None of the topics were addressed. up to 1-2	8,00
Quality of Information pts	Information clearly relates to the main topic. It includes several supporting examples. up to 9-10	Information clearly relates to the main topic. It provides 1-2 supporting examples. up to 7-8	Information clearly relates to the main topic. No examples are given. up to 4-6	Information has little or nothing to do with the main topic. up to 1-3	10,00
TOTAL					30

	vantaggi	svantaggi
materiali precedentemente realizzati come sito ora usati per realizzare videolezioni con quiz	<ul style="list-style-type: none"> • recupero parziale lavoro già svolto • i quiz rendono le videolezioni interattive • autonomia dello studente nella fruizione/somministrazione dei materiali 	<ul style="list-style-type: none"> • autonomia dello studente nella fruizione/somministrazione dei materiali
valutazione Test finali non strutturati basati su svolgimento attività indicate nei materiali online	<ul style="list-style-type: none"> • buona analisi della performance di tipo non nozionistico 	<ul style="list-style-type: none"> • possesso di nozioni di base solo inferito. • non tutti i test riescono a porre una relazione di dipendenza • tempo/docente eccessivo

Studenti poco inclini a atteggiamento critico nei confronti del proprio apprendimento

Concetti di base non sempre acquisiti nonostante la performance finale fosse positiva (livello minimo)

Unit 1

Unit 1 - NUCLEUS and DNA
the organization, propagation and conservation of ge

The overall objective of this Unit is to understand how information is layered into DNA molecules, from the nucleotide sequence up to the principles according to which DNA molecules are organized in a complex architectural 3D structure in living nuclei.
The unit is divided into 4 sections, each dealing with different aspects of this topic.

Preliminary tasks:
read the Learning Outcomes of this unit
take the **zero point entry test (take only once at the beginning)**

Teaching materials and activities:
go to section 1-1 - Genetic information
go to section 1-2 - Nucleic Acids
go to section 1-3 - Genes and Genomes
go to section 1-4 - DNA in living nuclei
go to the **practicing version of the entry test (take as many times as nee**
go to group activities page

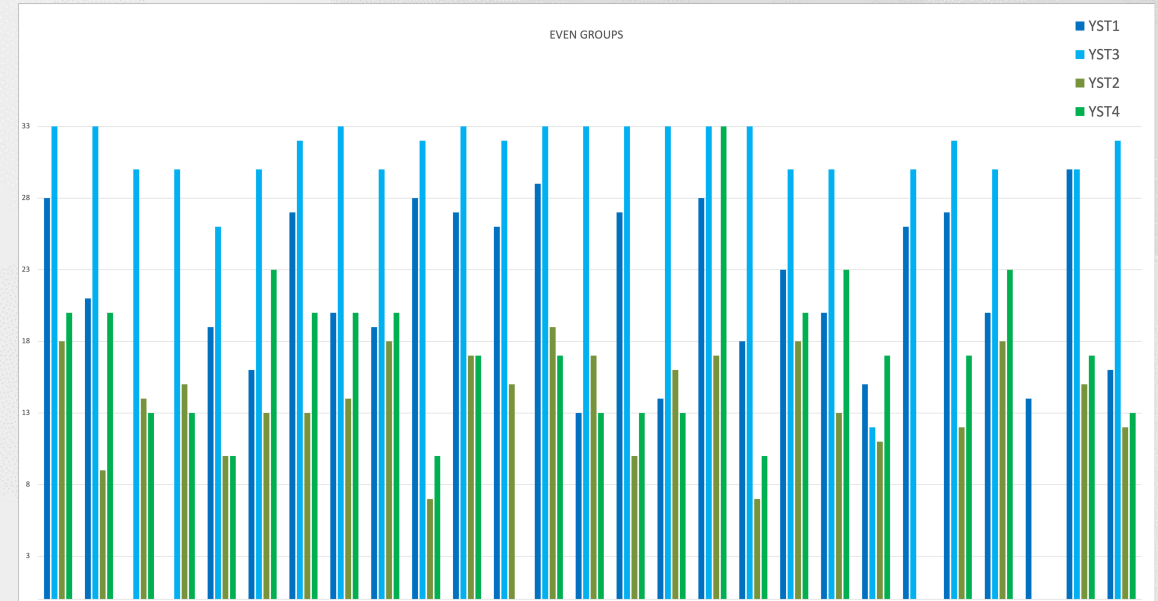
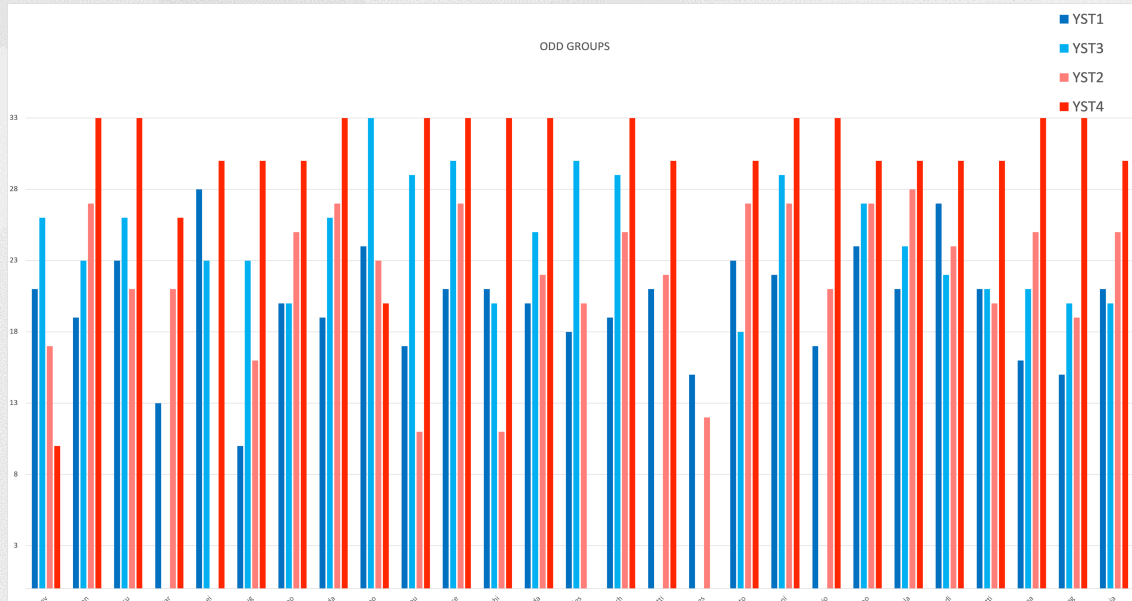
Summative tests
go to YST for Unit1
go to XST page
go to unit 1 forum

lo studente verifica la propria conoscenza in un pannello di quiz che esplorano l'intera unità.

un solo tentativo a inizio unità. esito salvato e visionabile per confronto

copia di entry test. ripetibile con tentativi illimitati

lo studente verifica di avere colmato le lacune



	vantaggi	svantaggi
<ul style="list-style-type: none"> • disponibilità di entry/practising test per favorire la autovalutazione e dare allo studente il controllo della situazione 	<ul style="list-style-type: none"> • controllo sul processo di apprendimento (almeno conoscenza fattuale) trasferito allo studente • tempo-docente speso in valutazione formativa si riduce 	<ul style="list-style-type: none"> • Il pannello di quiz non è usato a scopo formativo
<ul style="list-style-type: none"> • Valutazione <ul style="list-style-type: none"> • Test strutturato fine unità • Test non strutturato fine unità 	<ul style="list-style-type: none"> • maggiore controllo su apprendimento nozioni di base. • possibilità di variare il peso di ciascuna parte sulla base di altri coefficienti 	<ul style="list-style-type: none"> • Alto rischio di falsare il risultato (forse in più modi)



valutazione formativa

escludere il docente dalle fasi intermedie

combinare valutazione fra pari ed autovalutazione finale su una serie limitata di «prodotti finiti»

riutilizzare valutazione tra pari e feedback per la valutazione finale

il docente partecipa solo ad una prima prova del processo di valutazione fornendo un punto di riferimento per l'uso delle rubriche di valutazione

le rubriche sono costruite insieme agli studenti (ove possibile) e sono comunque condivise e già disponibili al momento delle performances richieste.

ogni test (non strutturato) eseguito viene sottoposto a valutazione fra pari, riceve un feedback e può essere revisionato, sulla base della interpretazione critica soggettiva del feedback ottenuto

L'insieme delle revisioni dei prodotti rappresenta al tempo stesso sia il risultato della valutazione formativa sia il materiale su cui effettuare la valutazione finale. Il lavoro di feedback è incentivato dal suo effetto sul risultato finale

valutazione autentica

identificare problematiche
reali il più vicine possibile
al campo professionale

La identificazione può riguardare un numero limitato di problematiche. Questo potrebbe essere la misura della rilevanza di uno specifico insegnamento nell'ambito del profilo di competenze professionali del laureato.
Forse risponde alla domanda «*a cosa serve quello che insegno?*» in modo più veritiero

valutazione continua

esecuzione dei
test asincrona e
non controllata

Ogni test, proposto al termine di ciascuna unità didattica, è basato sulla dimostrazione di competenze mediante soluzione di problemi e richiede, oltre alla soluzione, la dimostrazione di una capacità critica di analisi del problema, individuazione delle conoscenze necessarie a risolverlo.

Gli studenti hanno accesso a tutti le fonti di informazione necessarie e sono incoraggiati a comunicare per risolvere il problema. Spesso il lavoro nasce come lavoro di gruppo

revisione dei test
sulla base dei
feedback ricevuti

La revisione del prodotto del test non rappresenta la seconda esecuzione di un quiz già svolto, in cui si cambiano i valori ma le formule restano le stesse. E' una nuova stesura, e deve essere corredata da testo che motiva la scelta degli argomenti oggetto revisione

è un contenitore che viene creato su una piattaforma virtuale

è un c

è mir

deve essere

deve dimost

deve essere m

le versioni int

delle sue mot

In questo tipo

-contiene mat

- saggi scritti
- mappe concettuali,
- posters,
- illustrazioni,
- testo di tipo vario

contiene necessariamente

è organizzato in 2 parti

mo

-te

ril

-do

deve essere migliorabile fino a fine corso, secondo

le versioni intermedie dei prodotti devono restare disponibili, e le nuove versioni

contiene materiali di diverse tipologie: nate insieme alla descrizione del prodotto

è organizzato in 2 parti: 1 richiesta dal docente, 1 prodotta dallo studente

termina con un documento di autovalutazione globale (sui contenuti e per competenze) in cui lo studente identifica debolezze e punti di forza. Li giustifica e li spiega.

dovrebbe essere lasciato a disposizione dei compagni sia per ricevere commenti e aiuto sia per essere usato come esempio se ritenuto utile

Mahara

Cosa vuol dire?

«pensare»... «il pensare»... «pensiero» (maori)

Che origini ha?

Nato come prodotto di un progetto di sviluppo di software per gestione di ePortfolios, finanziato da:

New Zealand's Tertiary Education Commission's e-learning Collaborative Development Fund (eCDF),

di cui fanno parte *Massey University, Auckland University of Technology, The Open Polytechnic of New Zealand, Victoria University of Wellington*
E successivamente dal **New Zealand's Ministry of Education** e da **Open Polytechnic**

Dove lo trovo?

<https://www.mahara.org>

Student centered

Progettato per essere student-centered (a differenza di molti LMS institution-centered)

L'utente controlla quali oggetti e quali informazioni (artefatti-artefacts) rendere visibili

Gli oggetti sono raccolti in pagine (collezioni di oggetti) e le pagine possono a loro volta essere parte di collezioni di pagine

La condivisione può essere con il pubblico (mondo o utenti selezionati) o con membri di comunità interne a mahara

I contenuti possono essere aggiunti ad una watchlist per ricevere avvisi ogniqualvolta vengono modificati

L'autore può sottomettere il proprio portfolio a valutazione da parte di un tutor, in forma di uno snapshot sia del formato sia del contenuto di quel momento

Può ospitare journals/blogs

Permette di strutturare CV


Che caratteristiche ha?

Administration and interoperability

Dotato di report-builder per la costruzione di vari tipi di report (sito, istituzione, gruppo, utente)

Connessione a LMS con LTI

Customizzabile rispetto a: lingue, temi, metodi di autenticazione, numero di organizzazioni afferente alla medesima istanza, etc



🔍
🗣️
✉️
👤
⌵
🔧
☰

Latest changes I can view

Unità 1 biologia
 Francesco Cicirelli (francesco.cicirelli) - Updated 30 November 2021
 L'obiettivo di questa unità è comprendere quali siano i fondamentali mattoni che compongono gli o...

UNITA' 3
 Manzan Constance Miriame Bado (manzan.bado) - Updated 22 November 2021
 Lavori di gruppo, autovalutazione, mappe,...

Unità 1
 Paola Anna Viola (paola.viola) - Updated 22 November 2021

Saggio Unità 1
 Alice Rebecca Bellini (alice.bellini) - Updated 22 November 2021

Individual Assignment - Stella Piva
 Stella Piva (stella.piva) - Updated 21 November 2021
 A change in epigenetic information can be at the base of several but infrequent diseases. Can...

My portfolios

MolGen Portfolio (3 pages)
 I decided to offer a portfolio illustrating the course's aspects I consider most valuable. It is ...

Inbox


- 🔧 Richiesta di adesione all'istituzione conf... ⌵
- 🏛️ Sei stato invitato ad unirti all'istituzio... ⌵
- 🔧 Condivisione della pagina "FEEDBACK EXAMPLES" ⌵
- 🔧 Nuova attività sulla tua Watchlist ⌵
- 🔧 Condivisione della pagina "prova1" ⌵
- ➡ More

Topics I am following

- 🔧 Re: Comments on creation of this resource ⌵
- 🔧 Re: Comments on creation of this resource ⌵
- 🔧 Re: Comments on creation of this resource ⌵
- 🔧 Re: Comments on creation of this resource ⌵

(Administrator)
 to be submitted
 (Administrator)


People online
 (Last 10 minutes)








 adri ceccarelli (maharaadmin2)

Show people online
➡

Links and resources

Mahara manual (online)

 **i-Learn Portfolio**

Search       

About me

First name: Greta
Last name: Sterpi

Greta Sterpi's portfolios

MG portfolio (3 pages)

1 result

Greta Sterpi's groups









Assessed (Member)


Greta Sterpi's friends

[Request friendship](#)

Greta Sterpi's wall

Maximum 1500 characters per post.

Paragraph  **B** *I*       

0 WORDS 

Make your post private No

The screenshot shows the i-Learn Portfolio interface. At the top left is the logo "i-Learn Portfolio". To its right is a search bar and a navigation menu with icons for search, accessibility, mail, user profile, settings, and a hamburger menu. Below the header, the page title "MG portfolio" is displayed. The main content area features the title "Self Assessments" by Greta Sterpi (greta.sterpi). A tooltip is visible on the right side of the page, indicating the user is on page 3/3 and listing the units: "Units 1-4", "Reflection about the origin of life based on the evolutionary aspects of MG topics.", and "Self Assessments". Below the main title, there is a paragraph: "Reflections and assessments on the work done during the MG course." Two sections are shown side-by-side, both titled "Self Assessment Unit 1". The left section lists scores: "Self Assessment IA Unit 1:", "Grammar/Syntax/Spelling = 4", "Text structure = 5", "Focus = 4", and "Clarity = 4". The right section is a preview of a document titled "FORM SELF-ASSESSMENT AND REFLECTION ON THE LEARNING ROLE" with instructions to "Concisely express the opinions when asked, replacing dots with your text". It contains two paragraphs of text: "During the work for Unit 1 the difficulties I encountered were the massive amount of information given with respect to the high school kind of work I was used to do (especially science-wise)." and "The topics that I found the most difficult to learn / understand are the organization of DNA in living nuclei and in particular that of chromatin because it requires the ability of thinking of processes and particular features that take place continuously and in a".

Come si presenta?

The screenshot shows a Moodle i-Learn Portfolio profile for Leighanne Jones. At the top, there is a navigation bar with the 'i-Learn Portfolio' logo, a search bar, and several utility icons (language, email, user profile, settings, and menu). The profile header includes a profile picture, the name 'Leighanne Jones', and the affiliation 'Member of MEd&Sur-MolGen'. Below this, there are two buttons: 'MolGen2020' with a dropdown arrow and a 'Send invite' button, and 'Pending' with a dropdown arrow and an '+ Add' button. The profile is divided into two columns. The left column has a section titled 'About me' with the following details: 'First name: Leighanne' and 'Last name: Jones'. Below this is a section titled 'Leighanne Jones's portfolios' with a link to 'My portfolio (7 pages)' and a short description: 'In this collection, I share the work done throughout the Molecular Genetics course.' The right column is titled 'Leighanne Jones's friends' and shows a single friend, 'Maria Chiara lamele', with a small profile picture. At the bottom right of the page, it indicates '1 friend'. A '1 result' message is visible at the bottom center of the page.

Nuovi corsi (2020-21) strutturati con moodle, come corsi precedenti:

- 4 unità
- Videolezioni con quiz – eliminati i salti condizionati nei video
- Pannelli di quiz facoltativi a disposizione per autovalutazione
- Problemi di fine unità svolti come workshop
- Valutazione fra pari e rilascio di feedback secondo rubriche

Moodle utilizzato per:

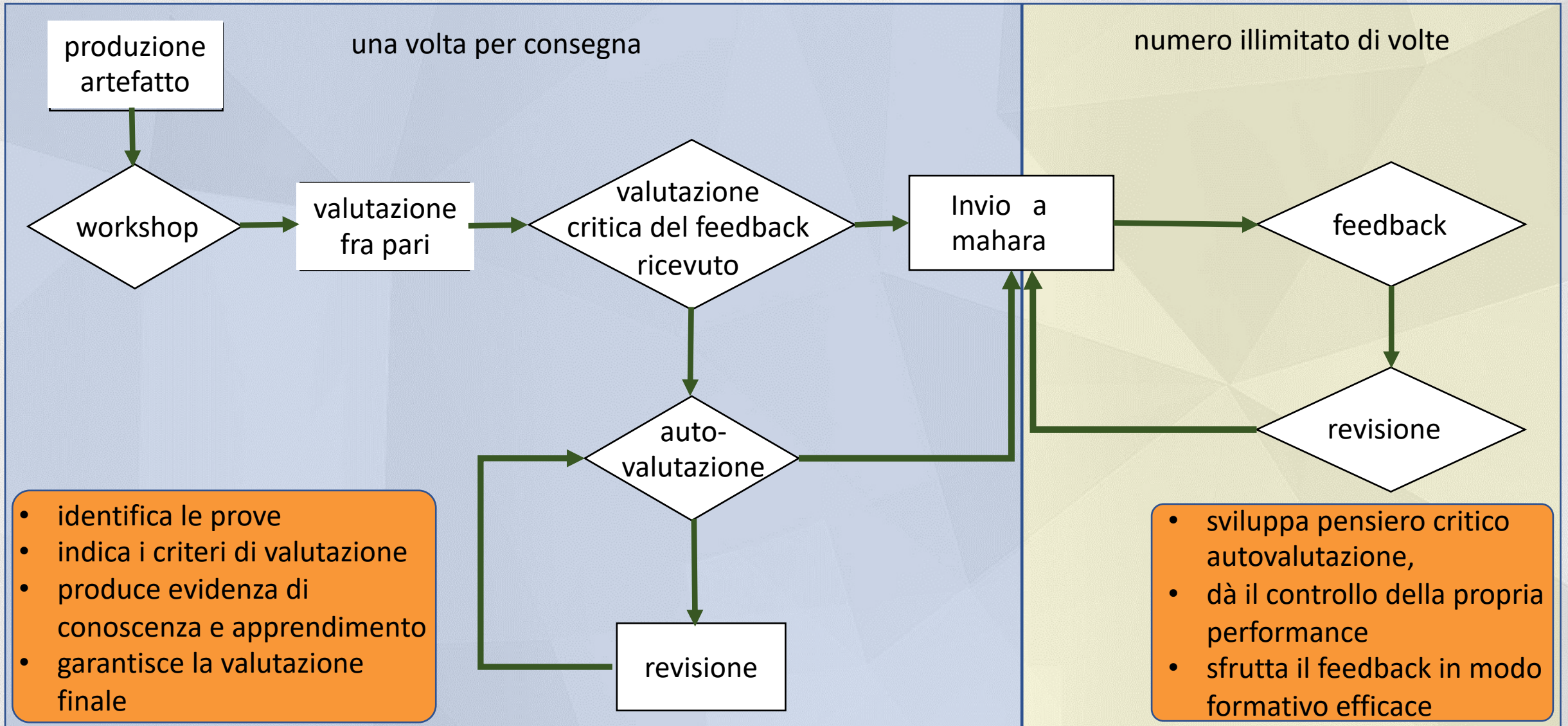
- Somministrare materiali
- Somministrare quiz strutturati di autovalutazione
- Raccogliere il prodotto dei test non strutturati
- Mediare la valutazione fra pari
- Redistribuire i risultati ed i feedback

Mahara (su server di di.unito.it)

- Collegato a moodle con LTI
- Utenti moodle accedono da moodle con autenticazione automatica
- Accoglie i prodotti processati su moodle, prima o dopo feedback e revisioni
- Permette agli studenti di avere una visione delle esperienze dei compagni in modo immediato ed efficace per capire «*cosa serve per fare bella figura*»
- Permette di lasciare ulteriori feedback non condizionati dai parametri di una rubrica
- Stimola gli studenti a individuare modalità/oggetti con cui dimostrare le proprie competenze

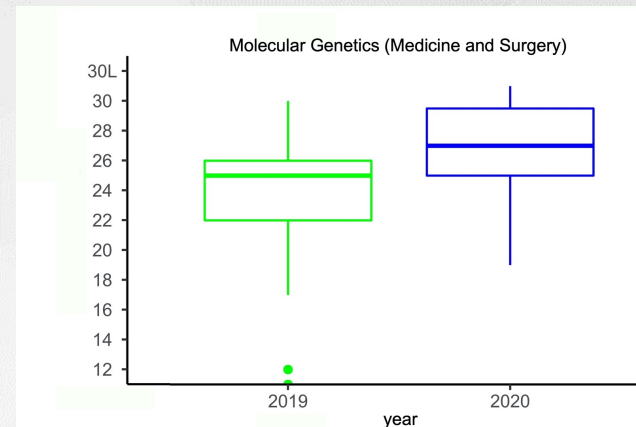
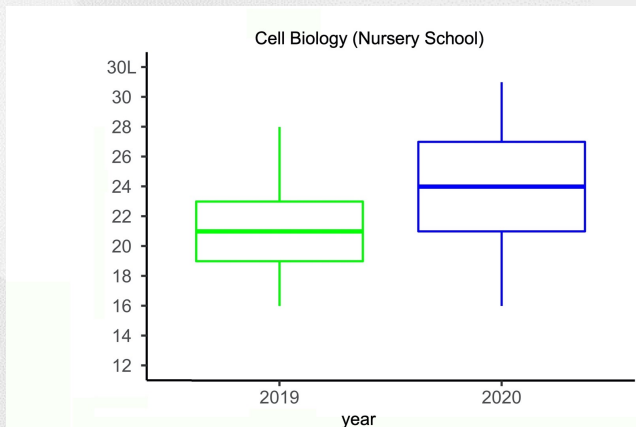
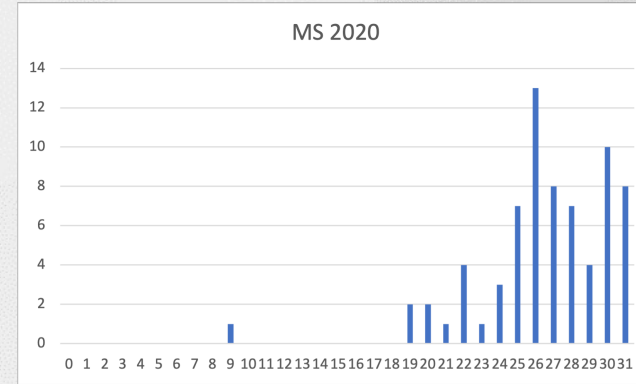
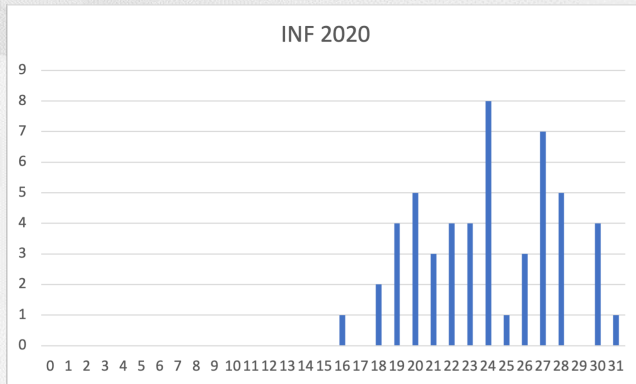
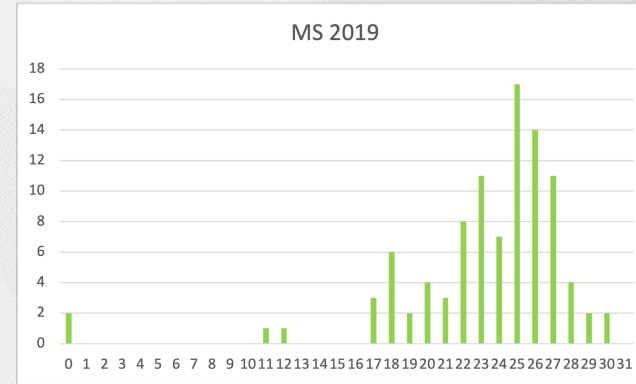
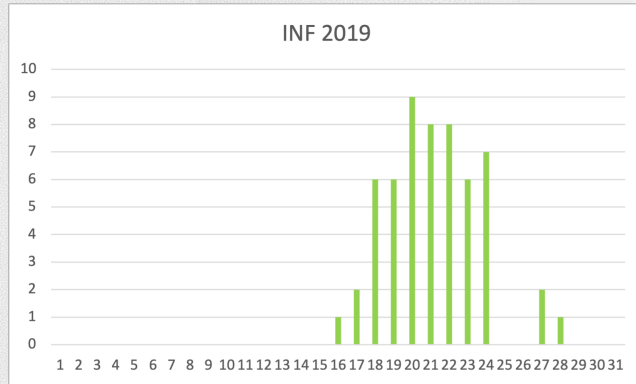
moodle

mahara

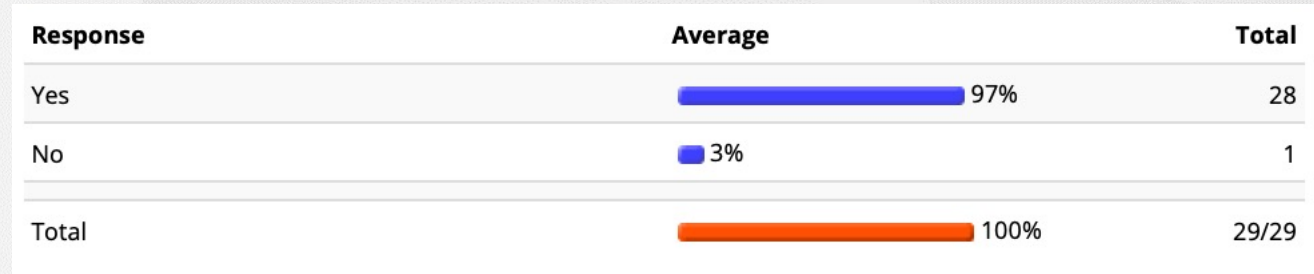
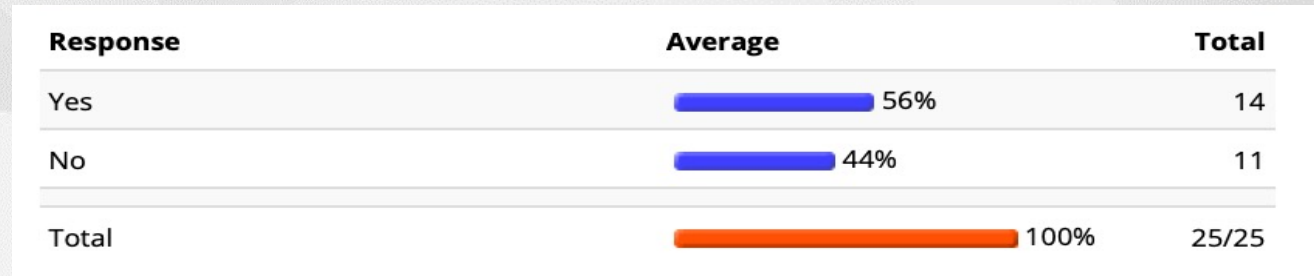


Analisi dei risultati

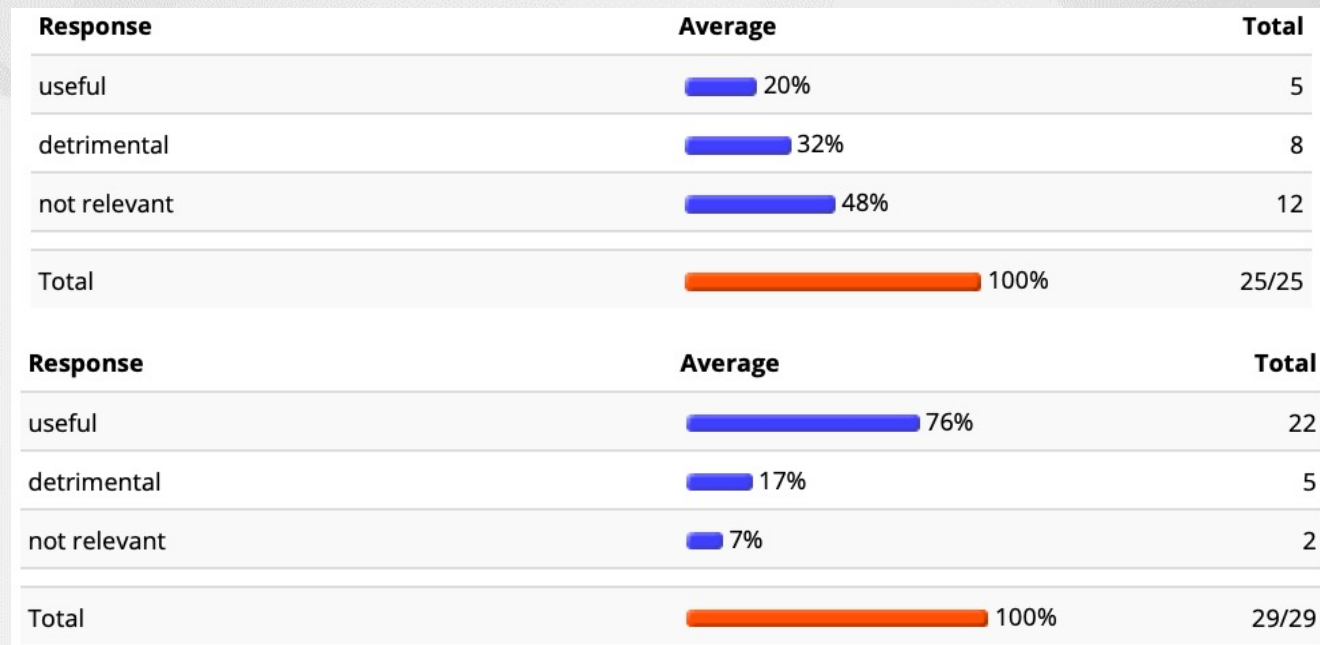
- Confronto fra il profitto di due coorti (2019 e 2020) in due corsi distinti
 - Biologia cellulare (CdS Infermieristica - 65 iscritti max)
 - Molecular Genetics – (Cds Medicine & Surgery - 102 iscritti max)
- Analisi della distribuzione dei voti conseguiti immediatamente dopo fine corso (problema immatricolazioni tardive)
- (solo per un corso) Confronto fra alcune domande chiave di un questionario somministrato a fine corso (per sopperire alle gravi lacune di EduMeter...)



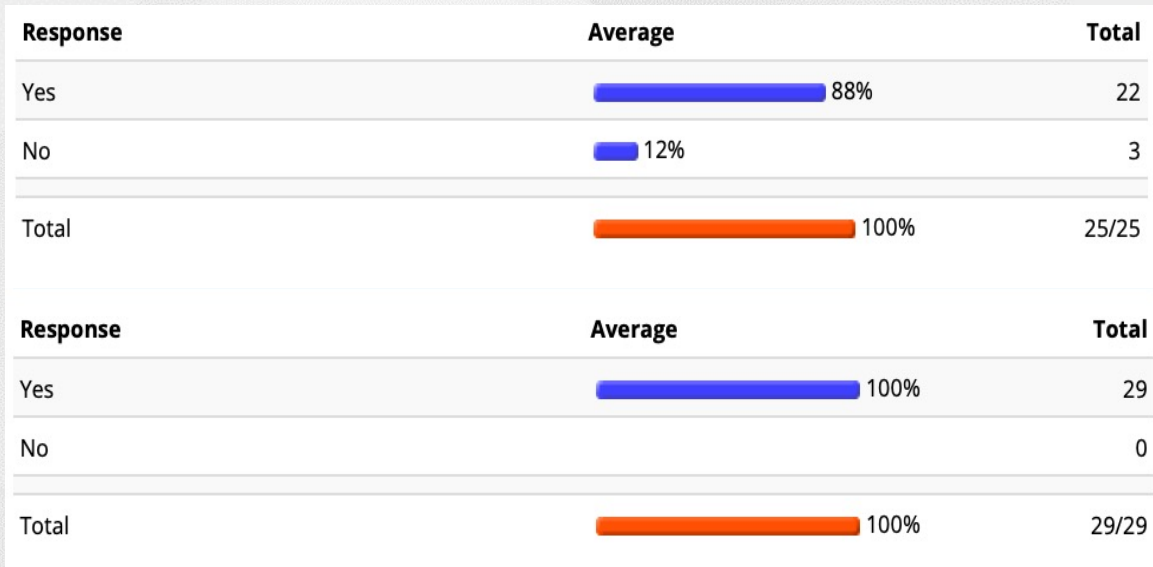
The feedback has been helpful in improving my performance in the assignments that followed it



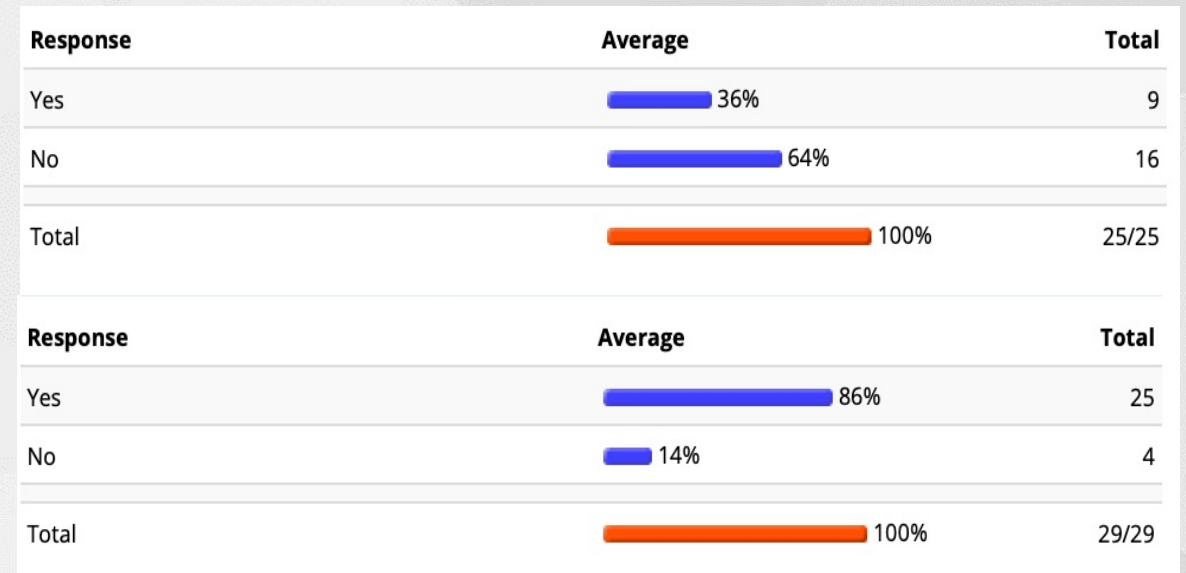
The possibility to experiment different methodologies in different modules was _____ to the success of the course



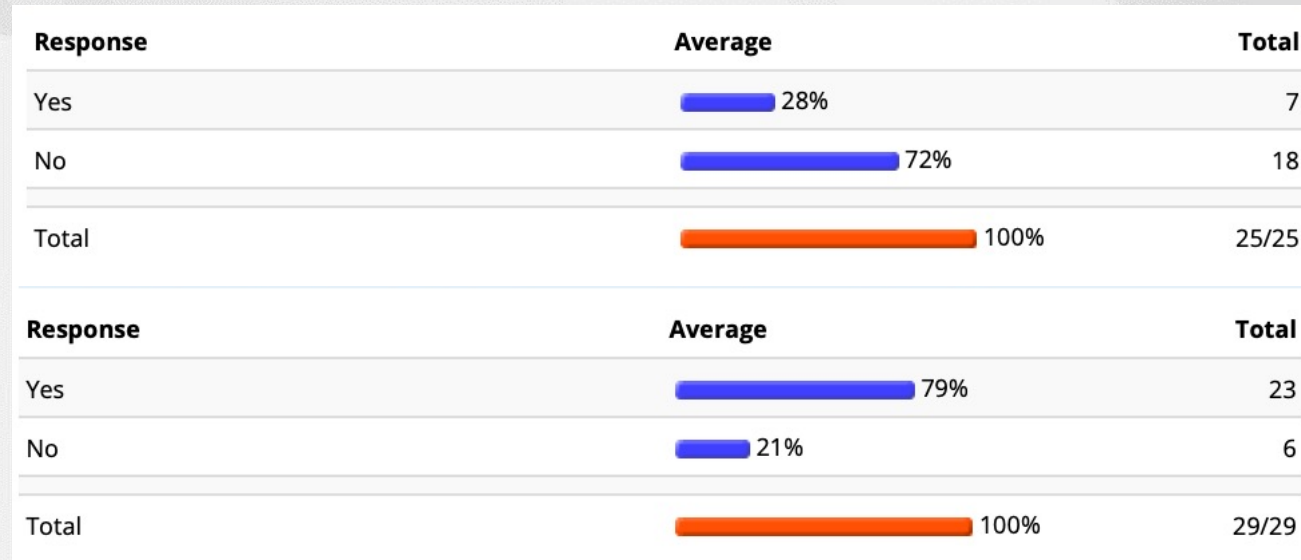
Does the professor try to stimulate your interest for this subject?



Does the professor succeed in stimulating your interest for this subject?















Does the professor clearly teach way to the understanding of the contents of the course?



Were you interested in the contents of this course before it started?

Were you interested in the contents of this course when you reached the end?

Response	Average	Total
Yes	 72%	21
No	 28%	8
Total	 100%	29/29
Response	Average	Total
Yes	 76%	19
No	 24%	6
Total	 100%	25/25

Response	Average	Total
Yes	 44%	11
No	 56%	14
Total	 100%	25/25
Response	Average	Total
Yes	 90%	26
No	 10%	3
Total	 100%	29/29

You have 15 lines to write any comment you might think useful to clarify your answers, as well as to add something you feel as relevant but that was not included in the questions.

You have 15 lines to write any comment you might think useful to clarify your answers, as well as to add something you feel as relevant but that was not included in the questions.

Response

the method of learning is perfect.
 the examination system was confusing and not fair though!

You have 15 lines to write any comment you might think useful to clarify your answers, as well as to add something you feel as relevant but that was not included in the questions.

Response

The MG course could be managed better if we were in presence, but I think that the teacher managed it in a good manner. He was always available even if somebody felt a lot disoriented or did not understand how to build or modify the portfolio.

I really appreciated the ideas of the professor to try to go beyond the usual way of teaching and evaluating the learning process of a student. However the course resulted difficult to be followed because of the complications caused by the late enrollement. Unfortunately following 4 different professors, all with different teaching methods, heavily disoriented me. In particular choosing to use different exam evaluations, different online platforms and different type of lectures (e.g. live, non live, with assessments without assessments) was detrimental for students who just entered the university world. In conclusion, this course would have been really stimulating if the way of teaching of the 4 professors would have been all the same mainly because of the confusion that this provoked to students of the first semester of the first year.

About question 48: I and some of my friends used to ask for more explanations in the online meetings during lectures.

Learning materials which are mostly consist of Teaching Videos were not completely helpful. The constant lagging in the videos has never been fixed completely. The format of videos were not totally straightforward for playing the downloaded teaching videos.

There is absolutely necessity of having some notes for each of the units, in case of students having difficulty with videos, or even just not be able to understand the explanations in the recorded videos.

In general, I would prefer the live interaction with professors in comparison with recorded videos.

Having some prepared samples of the complete portfolio would facilitate the understanding the purpose and use of this tool.

I feel that the teaching method as well as the portfolio were successful.

I would like to suggest to make the content of the videos in the teaching material a bit more clear, since for me they were sometimes a bit hard to follow and understand.

Overall, I found the organization of the course pretty effective and fruitful. However, what I may suggest is to point out clearly and since the beginning which are the pros of mahara and the importance of exploiting them (e.g.: how to organize the work, namely mandatory work and additional work). I think this could help students to fully exploit the advantages of mahara, which sometimes turn up when it is too late. The suggestion is merely technical, because I think that the course is good as it is under other aspects.

I think this type of learning is very encouraging and lights up a lot of interest. It might be not very efficient in testing the knowledge and understanding of the basic concepts (e.g. molecular pathways). Nevertheless, this course allowed build connections between different topics and find out the application in real life. It goes far beyond the conventional approach, which has its own flaw - it does not teach how the find the real importance and possible appliances of topics.

I am content I have encountered with this method as it will be indispensable during other courses.

Some suggestions for the future courses:

-I felt that the videos and the provided text were not always clear, and sometimes went into details with the multiple factors at play, but did not explain well the overall processes. Therefore, as I believe it would be difficult to change the content of the provided material, I would suggest to schedule several live lectures, specifically designated to overview the major topics and to provide a comfortable atmosphere for students to ask for clearance of poorly understood concepts.

-I would suggest to start the discussion about the final portfolio rubric and the requirements for its organization much earlier in the course, to allow all of the confusion to happen earlier than the last month before exams and to highlight the importance for the students to start preparing themselves as soon as they can. I do realize the students' responsibility for not leaving things for the last minute, however, we also got the exact instructions for the organization of the portfolio relatively late, and had to spend many hours re-organizing the portfolios we thought we had completed.

-I would suggest to not use the Mahara platform. Many students had continuous problems with it, and it took a very long time to just upload and organize the works and the blocks of text. I have spent 3 full days just trying to organize the contents, after every work has already been uploaded there, because of the constant errors of the platform. I don't think it is fair towards the students that they have to dedicate so much time to technical sides of any course, especially few weeks before the exam session, as it might affect their preparation for the other exams.

Apart from that, I think the unique teaching method was stimulating and encouraged those interested to seek higher levels of understanding and to keep asking themselves questions that can lead there. So, in my opinion, the methodology in general is interesting and useful.

First of all, I think the course was very stimulating and challenging intellectually. I got the opportunity of viewing the material from different points of view and solving difficult problems. I do believe I made a lot of progress and learned a lot (not just from the material of the course). However, I found it quite challenging to study it all during my free time, without knowing what the final result of my learning and working process should look like. Planning my time was a big problem I had been facing during the first semester.

I think if I had had some guidance from the first moment and knew exactly what the Portfolio should look like in terms of content, appearance, and how to use Mahara it would have created a less challenging experience.

I can not say that I am interested in genetics, this is why I was not efficient, but for a person who is interested in genetics, the teacher provides everything needed for a successful learning process.

The aims of the course are very different from that of the other ones I attended so far. I think it is remarkable. However, a few points are to be discussed.

- **Initial part of the course:** many (or all, I cannot be sure) of us did not understand initially what we had to do for this course. We were somehow lost. I suggest to prepare a preliminary presentation which is to be seen (mandatory) before the beginning of the course. I suspect that actually a great percentage of us did not even read the presentation of the MG course on MedInTO, thus being unprepared for the methodology. I think that this could improve the initial approach to the module, which is, as said previously, quite different from the others and a lot of people are not used to it.
- **Videoquizzes and leadership:** the videoquizzes are sometimes "frustrating". I am referring to the impossibility to proceed in the vision of the video unless you did the quiz right. I think this can be improved by setting up a maximum number of attempts and then, in case of failure, show the correct answer. It is particularly useful in case of gap-fill exercises, where it otherwise can become trial-and-error process. I mean, the aim of the course is not to solve quizzes, isn't it?

As far as the leadership is concerned, I found sometimes difficult to reason (individually) on the problems given before the actual group meeting because I could not see the assignment page. This happened especially for unit 4. I know that this is not really a "critical point", since it is easily overcome with the use of phones, computers, etc... However, I think that if every member of a group was given the possibility to access the assignment page without being able to submit any document, it would be a nice adduct to the organization without an impact on the modality of submission. I do not know if it is possible, although I wanted to provide this "stupid"(?) suggestion.

Considering all the 1st students were not in Turin from the start of the course, Individual work would be better than group assignment.

In case of Individual assignment only;

- 1) easier to organize each time each country
- 2) no burden to include late enrollers

Conclusioni

La complementazione di due ambienti di insegnamento (Moodle e Mahara) permette di migliorare diversi parametri della performance dei discenti, e precisamente aumento di:

- Efficacia del ruolo del feedback e della sua percezione
- Percezione del vantaggio di un metodo alternativo sia formativo sia di valutazione (Portfolio)
- Percezione di aumento dell'efficacia dell'intervento didattico (aumento interesse a aumento chiarezza delle lezioni)
- Coinvolgimento negli argomenti trattati

GRAZIE